

# Comparative analysis of macrofaunal species richness and composition in *Posidonia oceanica*, *Cymodocea nodosa* and leaf litter beds

S. Como · P. Magni · M. Baroli · D. Casu ·  
G. De Falco · A. Floris

Received: 4 April 2007 / Accepted: 5 December 2007  
© Springer-Verlag 2008

**Abstract** We investigated macrofaunal species richness and composition in *Posidonia oceanica*, *Cymodocea nodosa* and *Leaf litter* beds within a coastal area of the Gulf of Oristano in proximity of the Cabras lagoon (western Sardinia, Italy). A total of 124 taxa were found, of which 116 were identified at the species level. They were analyzed based on both taxonomic and substrate affinity classification. Presence/absence analysis revealed that *P. oceanica*, *C. nodosa* and *Leaf litter* were all characterized by a conspicuous number of soft-bottom polychaetes (e.g., *Prionospio multibranchiata* and *Ampharete acutifrons*) and crustaceans (e.g., *Corophium sextonae* and *Dynamene bidentatus*), also known as detritivores. There were also major differences between the three habitats investigated. Consistent with its structural complexity,

*P. oceanica* showed the highest species richness [ $E(S_{50})$ ] and the most diversified macrofaunal assemblages, both in terms of taxonomic groups and taxa associated with different substrates. The two seagrasses, however, showed a similar species composition and differed from *Leaf litter* for the exclusive presence of hard-bottom species (e.g., the tunicate *Phallusia fumigata*) and seagrass-associated species (e.g., the polychaete *Syllis garciai* and the decapod *Paguristes syrtensis*). In contrast, *Leaf litter* showed the most differences between the habitats, and was characterized by the bivalves *Abra alba* and *Cerastoderma glaucum*, not found in seagrass beds, and by *Loripes lacteus* and *Ruditapes decussatus*. *Leaf litter* also had the highest content of organic matter ( $26.7\% \pm 1.4$ ) and total organic carbon ( $10.3\% \pm 0.4$ ). Our results confirmed the facilitative role of living seagrasses, in particular *P. oceanica*, as related to their structural complexity, for numerous species from different substrates (e.g., hard bottom species). This study also showed that leaf litter beds act as a particular environment where sediment instability, leaf breakdown, and organic matter enrichment and decomposition strongly influence animal distribution. Finally, our results highlighted the ecological and trophic importance of seagrass-derived detritus and the associated macroinvertebrate detritivores within seagrass-dominated systems.

Communicated by R. Cattaneo-Vietti.

S. Como · P. Magni · M. Baroli · G. De Falco  
IMC, International Marine Centre, Località Sa Mardini,  
Torregrande, 09072 Oristano, Italy  
e-mail: s.como@imc-it.org

P. Magni (✉) · G. De Falco  
CNR, National Research Council,  
IAMC, Institute for Coastal Marine Environment  
c/o IMC, International Marine Centre, Località Sa Mardini,  
Torregrande, 09072 Oristano, Italy  
e-mail: paolo.magni@iamc.cnr.it

D. Casu  
Dip. di Botanica ed Ecologia vegetale,  
Università di Sassari, Via Muroni 25, 07100 Sassari, Italy

A. Floris  
Dip. di Zoologia e Genetica evoluzionistica,  
Università di Sassari, Via Muroni 25, 07100 Sassari, Italy

## Introduction

Seagrass beds in coastal marine ecosystems are an optimal habitat for benthic fauna and vagile animals, including juvenile fish, as they increase the complexity of the space and the availability of food, provide refuge from predators, stabilize the sediment and improve water clarity (Orth et al.

1984; Mazzella et al. 1992; Boström et al. 2006). In the Mediterranean Sea, two seagrass species, the endemic *Posidonia oceanica* (L.) Delile and *Cymodocea nodosa* (Ucria) Ascherson, develop the most common and widespread meadows and, often in association, play a central role in structuring coastal marine habitats in the region (Mazzella et al. 1993; Buia et al. 2000; Gambi et al. 2006; and references therein). Several studies indicate the facilitative role of both the seagrasses in terms of colonization and increased diversity of benthic assemblages. This facilitation is found to be species-specific as it depends on the seagrass morphology, life cycle and consequently on the capability to create habitats with different degrees of complexity (Mazzella et al. 1992, 1993; Gambi et al. 1995; Scipione et al. 1996; Sánchez-Jerez et al. 1999; Sfriso et al. 2001; Brito et al. 2005). *P. oceanica* and *C. nodosa*, in particular, have different growth rates, reproductive modes and plant sizes, and show differences in terms of size and structural complexity, as well as in temporal and spatial distribution (Mazzella et al. 1993; Marbà et al. 1996; Cancemi et al. 2002; Guidetti et al. 2002). *P. oceanica* is a large, long-lived and slow-growing seagrass species (Mazzella et al. 1993; Marbà et al. 1996; Guidetti et al. 2002). *C. nodosa* is smaller and shows faster colonization rates, as well as greater morphological and physiological plasticity in response to environmental variability (Marbà et al. 1996; Cancemi et al. 2002; Guidetti et al. 2002). *C. nodosa* often replaces *P. oceanica* in coastal areas, affected by both natural and human disturbances (Cancemi et al. 2000, 2002). *C. nodosa* also shows a lower structural complexity than *P. oceanica* (Marbà et al. 1996; Cancemi et al. 2002; Guidetti et al. 2002). This might support less diverse macrofaunal assemblages (Lanera and Gambi 1993; Terlizzi and Russo 1998; Brito et al. 2005) compared to those associated with *P. oceanica* (Giangrande 1986; Mazzella et al. 1989; Gambi et al. 1995). In spite of these evidences, however, there have been relatively few comparative studies done on macrofaunal assemblages associated with these seagrasses, most of which focus on the epifauna associated with the canopy (Scipione et al. 1996; Sánchez-Jerez et al. 1999; Cebrián et al. 2001). To our knowledge, no studies are available which compare macrofaunal assemblages associated with the rhizomes, roots and sediments of *P. oceanica* and *C. nodosa*.

In the presence of *P. oceanica* and *C. nodosa* meadows, a third habitat is also commonly found. This is represented by adjacent areas of unvegetated sediments where seagrass-derived detritus accumulate. These habitats have also been shown to play an important ecological role, such as in the case of the *P. oceanica* “banquettes” (Mateo and Romero 1996). Studies on exposed beaches (Dugan et al. 2003; Ince et al. 2007) and intertidal areas (Rossi and Underwood 2002; Rossi 2007) demonstrated that the litter

derived from seagrass and macroalgae promotes a distinct type of habitat for benthic invertebrates, and the leaf breakdown and organic matter decomposition significantly influence animal distribution. The influence of the litter in structuring benthic assemblages has also been demonstrated in other coastal systems such as those dominated by mangroves (Gee and Somerfield 1997; Lee 1999; Morrissey et al. 2003) and reeds (Mancinelli et al. 2005). Nevertheless, analogous observations of the infauna associated with seagrass leaf litter in near-shore, subtidal areas are relatively scarce (Vetter 1995; Norkko et al. 2000; Hyndes and Lavery 2005), especially in the Mediterranean Sea (Mancinelli and Rossi 2002; Gallmetzer et al. 2005; Dimech et al. 2006). Overall, there are no studies comparing species composition and diversity of macrofaunal assemblages in *Posidonia oceanica*, *Cymodocea nodosa* and seagrass-derived leaf litter beds.

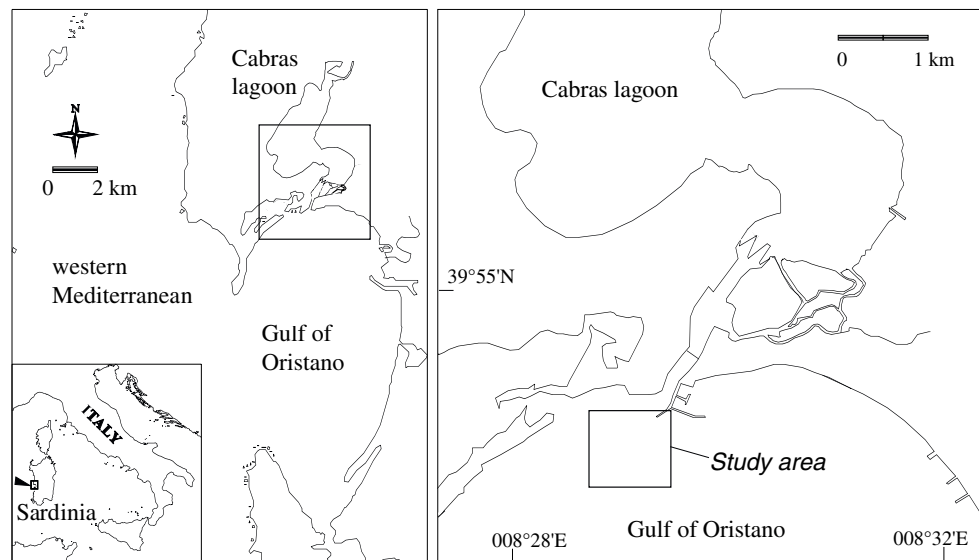
The present study was conducted in a coastal area of the Gulf of Oristano (western Sardinia, Italy) characterized by extended patches of *P. oceanica* and *C. nodosa* meadows. The Gulf of Oristano is a highly productive and diverse system, due to the presence of extended meadows of *P. oceanica*, which covers about 70% of the total seabed surface of the gulf (150 km<sup>2</sup> wide) (Cancemi et al. 2000; De Falco et al. 2006). The gulf is directly connected to salt marshes and brackish lagoons, which cover an area of about 46 km<sup>2</sup> and represent one of the most important brackish systems in Italy. Our previous works have focused on the sediment features and benthic fauna of some of these systems (De Falco et al. 2004; Magni et al. 2004, 2005, 2006; Como et al. 2007). In this study, we focused on the belowground systems of *P. oceanica* and *C. nodosa* meadows, and seagrass-derived leaf litter beds, which were considered as three distinct habitats. We aimed to test for differences between the three habitats in terms of sediment characteristics and macrofaunal assemblages, with a special focus on macrofaunal species richness and composition.

## Material and methods

### Study area

The study area was located in the northern sector of the Gulf of Oristano (western Sardinia, Italy), in proximity to the inlet of the Cabras lagoon (Fig. 1). This area, previously mapped by aerial photogrammetry integrated by in situ morphostructural measurements (Cancemi et al. 2000), is colonized by extended patches of *Posidonia oceanica* and *Cymodocea nodosa* meadows within a water depth of 2–8 m. The structure of *P. oceanica* was also measured during this study in eight 40 × 40 cm quadrats. Shoot

**Fig. 1** Location of the study area (square box, right panel) in the Gulf of Oristano (western Sardinia, western Mediterranean Sea)



density was  $298.4 \pm 17.6$  shoot/m<sup>2</sup>, Leaf Area Index was  $6.24 \pm 2.42$  m<sup>2</sup>/m<sup>2</sup>, and total production was  $2.610 \pm 86$  mg dry weight/year/shoot. These values are similar to those described in other parts of the Gulf of Oristano at comparable depths and seasons (Cancemi et al. 2000; De Falco et al. 2000). Within our study area, unvegetated sediments covered by exported seagrass detritus, hereafter called “*Leaf litter*”, are also present.

#### Sample collection and laboratory analysis

Three distinct habitats were considered: *P. oceanica*, *C. nodosa* and *Leaf litter*. In July 2003, four plots were randomly chosen within each habitat in the study area. At each plot, one sediment sample for chemical analyses and one sediment sample for macrofauna were collected. Sediment samples for chemical analyses were taken using a manual PVC corer (5.5 cm inner diameter). In *P. oceanica* and *C. nodosa*, macrofauna samples were collected, once leaves were removed, with an airlift sampler from a 40 × 40 cm quadrat. In the *Leaf litter*, macrofauna samples were collected using a 216-cm<sup>-2</sup> Ekman-Birge grab. All macrofaunal samples were retained through a 500-μm mesh and preserved in 5% buffered formalin in seawater.

In the laboratory, sediment samples for chemical analyses were first checked visually in order to eliminate the coarsest fraction of seagrass debris. Organic matter (OM) was then determined from a sub-sample (ca. 1 g) by loss of ignition at 500°C for 3 h. Total carbon (TC), total organic carbon (TOC) and total nitrogen (TN) were determined by means of an CHNS elemental analyzer as described in Como et al. (2007). The sub-samples for TOC were decarbonated using 1 M HCl and dried at 60°C. The

reproducibility was satisfactory with an average relative standard deviation for replicate analyses of 0.5% for TC, 0.9% for TOC and 1.3% for TN. The inorganic carbon (C<sub>Inorg</sub>) content was calculated as the difference between TC and TOC. Macrofauna were sorted, identified to the species level (when possible) and preserved in a solution of 70% ethanol.

#### Data analysis

##### *Classification of macrofaunal assemblages based on substrate affinity*

Each taxon collected was assigned to one or more substrates based on the substrate affinity according to the published literature. Fauvel (1923a, b), Day (1967a, b), and San Martin (1984) were used for polychaetes, Parenzan (1974, 1976) and Riedl (1986) for mollusks, and Ruffo (1982) and Riedl (1986) for crustaceans. When available, additional specific references were also used for some species, as given in Appendix A. The following seven substrates were identified: seagrass (SG), algae (AL), soft-bottom (SB), hard-bottom (HB), soft-bottom brackish (SBB), ubiquitous (UB), and not identified (NI).

##### *Univariate analysis*

Differences between habitats in OM, TOC, TN, C/N ratio, and C<sub>Inorg</sub> were tested using the one-way analysis of variance. Homogeneity of variances was checked using Cochran's C-test and, whenever necessary, data were log transformed and newly tested (Underwood 1997).

Significant differences between habitats detected by the analyses of variance, were further analyzed using a posteriori Student–Newman–Keuls (SNK) tests (Underwood 1997).

Species richness based on Hurlbert's  $E(S_{50})$  was calculated.  $E(S_n)$  is the expected number of species present in an increasingly rarefied sample of  $n$  individuals randomly selected (without replacement) from a finite collection of  $N$  individuals and  $S$  species. With this measure, meaningful comparisons of species richness can be made between the collections of different sizes by adjusting the collections to a common size ( $n$ ). Thus, this measure was especially suitable for the present study in which we sought to examine species richness among the samples collected with varying types of sampling gear (Hyland et al. 2005) and in habitats with presumable varying degrees of sensitivity to disturbance (Rosenberg et al. 2004). In our study,  $E(S_{50})$  was used as sample-size independent diversity measure based on the fact that  $N$  was  $> n$  (where  $n = 50$ ) in all samples. Differences in  $E(S_{50})$  between the habitats were tested using one-way analysis of variance, as above.

#### Multivariate analyses and analyses on taxa identified by SIMPER

Due to the use of different samplers for collecting macrofauna in seagrass versus leaf litter habitats, abundances were not considered in this study, while a matrix based on the presence/absence of species was used for statistical analysis. The analysis of similarities (ANOSIM) and a non-metric multidimensional-scaling (*nmMDS*) ordination model based on the Bray–Curtis dissimilarity matrix (Clarke and Warwick 2001) were used. The similarity of percentages procedure (SIMPER) was conducted to identify the species that contribute most (cut-off 60%) to the dissimilarities (Clarke and Warwick 2001).

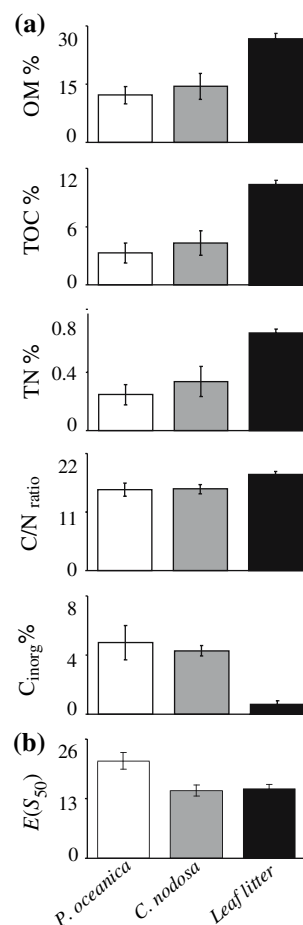
In order to characterize the macrofaunal assemblages within each habitat (i.e. *P. oceanica*, *C. nodosa* and leaf litter), the taxa identified by SIMPER analysis were clustered in two different ways: according to their taxonomic group (i.e., Polychaeta, Crustacea, Mollusca, Oligochaeta, Echinodermata, Pantopoda, and Tunicata) and their assignment to one or more substrates based on the substrate affinity according to the published literature.

## Results

### Sediments

Organic matter (OM) varied between  $12.2\% \pm 2.2$  (*Posidonia oceanica*) and  $26.7\% \pm 1.4$  (*Leaf litter*), and

was significantly higher in *Leaf litter* than in both *P. oceanica* and *Cymodocea nodosa* (OM; 1-way ANOVA, Habitat:  $F_{2,9} = 6.41$ ,  $P < 0.05$ , and SNK test;  $P < 0.05$ ; Fig. 2a). A similar pattern was described for the total organic carbon (TOC;  $F_{2,9} = 8.25$ ,  $P < 0.01$  and SNK test;  $P < 0.05$ ) and total nitrogen (TN;  $F_{2,9} = 8.33$ ,  $P < 0.01$  and SNK test;  $P < 0.05$ ), with the highest values in *Leaf litter* ( $10.3\% \pm 0.4$  and  $0.67\% \pm 0.03$ , respectively). In contrast, the C/N ratio did not show significant differences ( $P > 0.05$ ) between the habitats, as it varied between 15.2 (*P. oceanica*) and 18.1 (*Leaf litter*). Inorganic carbon ( $C_{inorg}$ ) content showed an opposite pattern to that of OM, TOC and TN, being about seven times higher in *P. oceanica* and *C. nodosa* than in *Leaf litter* (1-way ANOVA: Habitat:  $F_{2,9} = 18.56$ ,  $P < 0.001$ , and SNK test;  $P < 0.05$ ; Fig. 2).



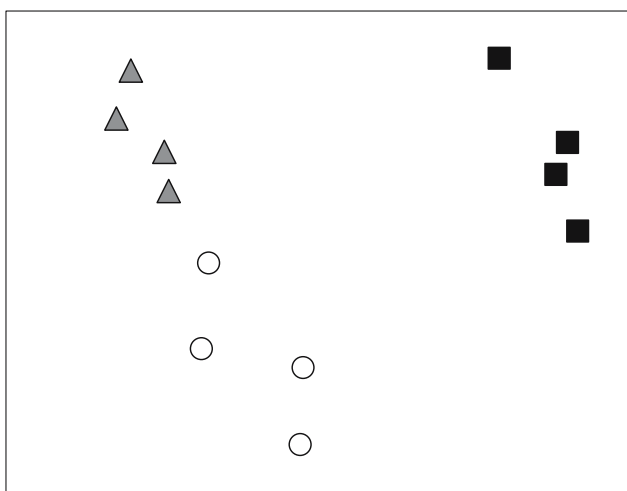
**Fig. 2** **a** Mean ( $n = 4$ ,  $\pm$ SE) values of organic matter (OM), total organic carbon (TOC), total nitrogen (TN), C/N molar ratio, and inorganic carbon ( $C_{inorg}$ ), and **b** mean ( $n = 4$ ,  $\pm$ SE) Hurlbert's species richness  $E(S_{50})$  in *P. oceanica*, *C. nodosa* and *Leaf litter* within the study area

## Macrofaunal assemblages

A total of 124 taxa were identified, 116 at the species level and 8 at higher taxonomic resolution. Syllidae was the family with the highest number of species (19 species, 15% of the total taxa identified). All taxa are included in Appendix A along with their ecological characterization in terms of substrate affinity.

Species richness [ $E(S_{50})$ ] was higher in *P. oceanica* than in both *C. nodosa* and *Leaf litter* (1-way ANOVA: Habitat:  $F_{2,9} = 6.54$ ,  $P < 0.01$ ; and SNK test,  $P < 0.05$ ; Fig. 2b). The ANOSIM test also revealed differences in species composition between the three habitats (1-way ANOSIM: Global- $R = 0.889$ ,  $P < 0.001$ ). As indicated by the *nmMDS* plot, macrofaunal assemblages in each habitat were clearly separated from each other (Fig. 3). Table 1 reports the mean Bray–Curtis dissimilarity values both within and between the habitats. The dissimilarities between *P. oceanica* and *C. nodosa* stations were lower than those between them and *Leaf litter*, indicating the presence of different species compositions (Table 1).

Taxa accounting for the greatest dissimilarity between the three habitats (SIMPER, cut-off 60%) included 37 Polychaeta, 17 Crustacea, 5 Mollusca, 3 Echinodermata, 1 Pantopoda, and 1 Tunicata. Several of these taxa were found exclusively in *P. oceanica* and *C. nodosa*, including the polychaetes *Parapionosyllis brevicirra*, *Syllides edentatus*, *Syllis garciai*, *S. prolifera*, *S. gerlachi*, *Pista cretacea*, *P. cristata* and *Ampharete acutifrons*, the crustaceans *Phoxocephalus aquosus*, *Paguristes syrtensis*, *Dynamene bidentatus* and *Gnathia phalloniajopsis*, the echinoderms *Phyllophorus urna*, *Asterina gibbosa* and



**Fig. 3** Non-metric multidimensional-scaling (*nmMDS*) for differences in species composition of macrofaunal assemblages. Stress = 0.05. Symbols: white circle = *P. oceanica*, grey triangle = *C. nodosa*, black square = *Leaf litter*

**Table 1** Bray–Curtis dissimilarities (%) based on the presence/absence data of macrofaunal assemblages within and between the habitats (*P. oceanica*, *C. nodosa* and *Leaf litter*)

Dissimilarity within habitats (%)		Dissimilarity between habitats (%)	
<i>P. oceanica</i>	51.75	<i>P. oceanica</i> vs. <i>C. nodosa</i>	60.95
<i>C. nodosa</i>	42.68	<i>P. oceanica</i> vs. <i>Leaf litter</i>	74.75
<i>Leaf litter</i>	44.01	<i>C. nodosa</i> vs. <i>Leaf litter</i>	86.16

*Amphiura chiajei*, the pantopod *Achelia echinata*, and the tunicate *Phallusia fumigata* (see Appendix A). In contrast, the bivalves *Abra alba* and *Cerastoderma glaucum* and the polychaete *Prionospio multibranchiata* were exclusive to *Leaf litter* (Appendix A).

The taxa identified by SIMPER were clustered and further analyzed according to both taxonomic groups and substrate affinity. Results from these two approaches are summarized in Table 2. The analysis of taxonomic groups showed that each of the three habitats were most characterized by polychaetes and crustaceans (Table 2a). This analysis also revealed that in *Leaf litter*, the contribution of mollusks increased, while that of “Others” (including echinoderms, pantopods and tunicates) was nil. In contrast, “Others” were found in both *P. oceanica* and *C. nodosa* (Table 2a).

The analysis of taxa based on the substrate affinity provided additional insights into the ecological traits of macrofaunal assemblages in our study area. In particular, soft bottom species (SB) characterized most each of the three investigated habitats (*P. oceanica*, *C. nodosa* and leaf litter) (Table 2b). Among them, the polychaete *A. acutifrons* was exclusively found in *P. oceanica* and *C. nodosa*, while the polychaete *P. multibranchiata* was exclusively found in *Leaf litter* (Appendix A). In addition to the soft bottom species, the three habitats were also characterized by algal substrate-associated species (AL and combinations; Table 2b). These included *Corophium sextonae*, found in all three habitats, and *D. bidentatus* and *G. phalloniajopsis*, found only in *P. oceanica* and *C. nodosa* (Appendix A). Brackish (SBB) and widespread distributed (UB + NI) species were also important within each habitat (Table 2b). In addition to similarities, the analysis of macrofaunal assemblages based on their substrate affinity also showed important differences between *P. oceanica*, *C. nodosa* and *Leaf litter*. In particular, only *P. oceanica* and *C. nodosa* were characterized by hard bottom species (HB), such as the pantopod *A. echinata* and the tunicate *P. fumigata*, and seagrass-associated species (SG and combinations; Table 2b), such as syllids (i.e., *S. garciai*), terebellids (i.e., *P. cretacea*), decapods (i.e. *P. syrtensis*) and echinoderms (i.e., *P. urna* and *A. gibbosa*). Finally, *P. oceanica* showed the most diverse assemblages with



**Table 2** Contribution, in percentage (%), of the groups obtained from the presence/absence data of the macrofaunal taxa, which contribute to dissimilarities (cut-off 60%) between the three investigated habitats, *P. oceanica*, *C. nodosa* and *Leaf litter* (SIMPER)

	<i>P. oceanica</i>	<i>C. nodosa</i>	<i>Leaf litter</i>
<i>(a) Taxonomic groups</i>			
Polychaeta	60.0 (36)	53.3 (16)	50.0 (13)
Crustacea	26.7 (16)	23.3 (7)	34.6 (9)
Mollusca	5.0 (3)	6.7 (2)	15.4 (4)
Others <sup>a</sup>	8.3 (5)	16.7 (5)	0.0 (0)
<i>(b) Substrate(s)</i>			
SB	36.7 (22)	43.4 (13)	46.2 (12)
AL/SB	10.0 (6)	10.0 (3)	15.4 (4)
AL/HB	13.3 (8)	10.0 (3)	7.7 (2)
AL	6.7 (4)	6.7 (2)	3.8 (1)
SBB	3.3 (2)	3.3 (1)	15.4 (4)
UB + NI	10.0 (6)	3.3 (1)	7.7 (2)
HB	1.7 (1)	3.3 (1)	0.0 (0)
SG	5.0 (3)	6.7 (2)	0.0 (0)
SG/SB	8.3 (5)	10.0 (3)	0.0 (0)
SG/HB	1.7 (1)	3.3 (1)	0.0 (0)
SG/AL	1.7 (1)	0.0 (0)	3.8 (1)
SG/AL/HB	1.7 (1)	0.0 (0)	0.0 (0)

Presence/absence data clustered based on (a) taxonomic groups and (b) substrate affinity according to the published literature (see “Materials and Methods”). Substrate: soft-bottom (SB), algae (AL), hard-bottom (HB), soft-bottom brackish (SBB), ubiquitous and not identified (UB + NI), seagrass (SG). In parentheses: number of taxa

<sup>a</sup> This group includes echinoderms, pantopods, and tunicates

taxa belonging to all different substrates [(SG), (AL), (SB), (HB), (SBB), and (UB + NI)] and their possible combinations [(AL/SB), (AL/HB), (SG/SB), (SG/HB), (SG/AL), and (SG/AL/HB)]. In contrast, *C. nodosa* and *Leaf litter* were represented only by taxa belonging to 10 and 7 of the above 12 categories, respectively (Table 2b).

## Discussion

### Sediment characteristics

A comparison of sediment composition between the three investigated habitats indicated a major organic enrichment in *Leaf litter*, with OM and TOC contents similar to those commonly reported for seagrass detritus (Enríquez et al. 1993 and references therein) and in leaf litter beds of both *Posidonia oceanica* (Cebrian and Duarte 2001) and *Cymodocea nodosa* (Perez et al. 2001). In contrast, inorganic carbon was higher in *P. oceanica* and *C. nodosa* than in *Leaf litter*, which is consistent with the presence of large

amounts of carbonates and biogenic sediments in living seagrass beds (De Falco et al. 2000, 2003). In spite of these differences, the C/N ratio did not vary significantly between the three habitats. While C/N values of about 8–12 are common in estuarine and coastal marine sediments, values above this range tend to occur when the refractory portion of organic matter increases, e.g. in the presence of seagrass and its detritus (Tyson 1995 and references therein). The C/N ratio found in our study area was 17 on average, which is consistent with the presence of *P. oceanica*, *C. nodosa* and seagrass-derived detritus. On the other hand, these values are much lower than those described in other leaf litter beds in the Mediterranean Sea, with averages ranging from about 35 to 48 (Enríquez et al. 1993; Mateo and Romero 1996; Mateo et al. 2003). These differences can be related to the total carbon and nitrogen budget contributed in each system by additional autochthonous and/or allochthonous nitrogen-enriched sources. For instance, it has been shown that bacteria and fungi can grow easily in leaf litter beds (Mateo and Romero 1996; Lepoint et al. 2006), and drift algae can also contribute to the detritus pools within *C. nodosa* meadows (Perez et al. 2001), as well as in supra-littoral leaf litter beds (Mateo et al. 2003). In our study area, it is likely that the nearby transitional system of the Cabras lagoon (Como et al. 2007) and the Tirso river (De Falco et al. 2006) contribute to a certain amount of labile organic matter. This labile organic matter is then entrapped within the interlacing of rhizomes and roots of *P. oceanica* and *C. nodosa*, or accumulated in the leaf litter beds.

### Macrofaunal assemblages

#### *Distribution and role of detritivores*

The analysis of taxa identified by SIMPER indicated that polychaetes and crustaceans characterized all three different habitats in our study area. They included soft-bottom species, species associated with algal substrates, as well as ubiquitous and brackish species (sensu Guelorget and Perthuisot 1992). These associations of the species reflected the complexity of our study area, also influenced by the Cabras lagoon (Como et al. 2007). In all the three different habitats, i.e. *P. oceanica*, *C. nodosa* and *Leaf litter*, most of these taxa were detritivores. As an example, the polychaetes *Prionospio multibranchiata* found exclusively in *Leaf litter*, and *Ampharete acutifrons* found exclusively in the two seagrasses, are classically reported as soft-bottom deposit feeders (Fauchald and Jumars 1979). Similarly, crustaceans such as the isopod *Dynamene bidentatus*, found in

the *P. oceanica* and *C. nodosa* beds, and the amphipod *Corophium sextonae*, found in all the three investigated habitats, are known to feed on algal detritus (Holdich 1970; Ruffo 1982; Lardicci et al. 2001). *Corophium volutator*, a co-genus species of *C. sextonae*, has recently been shown to efficiently remove detritus derived from *Ulva* spp. in the sediment of a sandflat in the Oosterschelde estuary (The Netherlands) (Rossi 2007). As is consistent with our results, previous studies have shown that detritivores are the main faunal group associated to the rhizome of both *P. oceanica* (Giangrande 1986; Gambi et al. 1995) and *C. nodosa* meadows (Lanera and Gambi 1993). More recently, detritivores have also been described as being dominant in *Posidonia*-derived detritus such as dead “matte” in Mellieha Bay (Malta) (Borg et al. 2006), and in leaf litter beds in the Bay of Calvi (Corsica) (Gallmetzer et al. 2005) as well as in the Qortin and Armier bays (Malta) (Dimech et al. 2006). In fact, besides the well known structural complexity and facilitative role of seagrasses favoring animal colonization and increased diversity, increasing attention is being paid to the role of seagrass-derived detritus and the associated detritivores in the functioning of seagrass-dominated systems. In particular, food web studies in seagrass and leaf litter beds using  $\delta^{13}\text{C}$  and  $\delta^{15}\text{N}$  analysis have shown that the detrital pathway is the main way of transferring seagrass-derived organic matter to higher trophic levels, and that the associated macroinvertebrate detritivores can efficiently exploit *P. oceanica* detritus as both a carbon and a nitrogen source (Vizzini et al. 2002; Hyndes and Lavery 2005; Lepoint et al. 2006). Our results pointed in the same direction, suggesting that a functional link between the dominance of detritivores and the presence of relatively enriched detritus of both autochthonous (e.g., algae, bacteria, seagrass-derived) and allochthonous (lagoonal and riverine) origins exists for our study area, too.

#### Habitat comparison

Multivariate analyses revealed that macrofaunal assemblages in *P. oceanica* and *C. nodosa* were more similar to each other than to those found in *Leaf litter*. Based on a taxonomic classification (Table 2a), the analysis of SIMPER taxa revealed that the group “Others” contributed to the similarity between *P. oceanica* and *C. nodosa*. This group included pantopods (i.e. *Achelia echinata*) and tunicates (i.e. *Phallusia fumigata*), common on hard bottoms, and echinoderms (i.e. *Phyllophorus urna* and *Asterina gibbosa*), typically found in seagrass beds (Mazzella et al. 1992). Other species typically found in seagrass beds, such

as the polychaetes *Syllis garciai* and *Pista cretacea* and the decapod *Paguristes syrtensis* (Somaschini et al. 1994; Brito et al. 2005), further discriminated *P. oceanica* and *C. nodosa* from *Leaf litter*.

Numerous studies have emphasized the facilitative role of seagrasses on the development of abundant and diverse macroinfaunal assemblages, as related to the belowground structural complexity of the interlacing rhizome layer and roots in the sediments, and favoring the successful recruitment and colonization of animals (Orth et al. 1984; Mazzella et al. 1992, 1993; Boström et al. 2006). Syllids, for instance, are interstitial animals whose presence in the rhizome layer of seagrasses has been related to the availability of interstices and crevices both in *C. nodosa* (Bruto et al. 2005) and *P. oceanica* meadows (Somaschini et al. 1994). The successful recruitment of a number of hard-bottom species, as found in this study, may also be linked to the architectural complexity of the rhizome layer which stabilizes the sediment creating a more favorable environment than un-consolidated sediments as far as the successful recruitment of these species is concerned. Furthermore, the presence of holothurians in the rhizome-layer has been reported to favor sediment reworking thereby playing a positive feedback in the nutrient dynamics of entire seagrass meadows (Mazzella et al. 1992).

In addition to the differences found between seagrasses and *Leaf litter*, we also detected clear differences in the macrofaunal assemblages of *P. oceanica* and *C. nodosa*. Although a number of previous studies have focused on the belowground assemblages of either *P. oceanica* (Giangrande 1986; Gambi et al. 1995) or *C. nodosa* (Gambi et al. 1998; Terlizzi and Russo 1998; Sfriso et al. 2001; Brito et al. 2005), this is the first comparative study of these assemblages to our knowledge. In particular, here we show that belowground assemblages in *P. oceanica* have higher species richness [ $E(S_{50})$ ] and are more diverse than those in *C. nodosa* (Fig. 2b; Table 2). Our results are consistent with the (few) comparative studies conducted on macrofaunal assemblages associated with the canopy of these two seagrasses, which also reported a higher diversity in *P. oceanica* than in *C. nodosa* (Scipione et al. 1996; Sánchez-Jerez et al. 1999; Cebrián et al. 2001). The observed results are also in agreement with Giangrande (1986) and Gambi et al. (1995) who studied polychaete assemblages in the rhizome layer of *P. oceanica* at Ischia Island (Italy) and Porto Conte bay (Sardinia, Italy), respectively. As for our study, the analysis of taxa based on their substrate affinity revealed highly diverse macrofaunal assemblages. As expected, differences in the morphology and size between *P. oceanica* and *C. nodosa*

may account for the differences in macrofaunal assemblages found in this study. In particular, the interlacing of rhizomes and roots of *P. oceanica* is known to form a belowground system which is more complex than that developed by the smaller *C. nodosa* which has thinner and shorter-living rhizomes (Mazzella et al. 1993; Marbà et al. 1996; Cancemi et al. 2002; Guidetti et al. 2002). A more developed rhizome layer of *P. oceanica* may thus increase the complexity and the availability of different microenvironments and allow the presence of more species.

The third habitat investigated in this study, *Leaf litter*, differed most from the others. In particular, the analysis of SIMPER taxa revealed that mollusks, in addition to polychaetes and crustaceans, characterized *Leaf litter*. With the exception of the gastropod *Haminoea navicula* rest of them were bivalves (i.e., *Abra alba*, *Cerastoderma glaucum*, *Loripes lacteus* and *Ruditapes decussatus*). These results are in accordance with Mancinelli and Rossi (2002) who described several bivalve species, including *Ruditapes* sp., in seagrass leaf litter beds of the Po River delta (northwestern Adriatic Sea). The presence of bivalves in the leaf litter beds may be related to their relative tolerance of disturbance. In their review, Snelgrove and Butman (1994) presented several studies of successful recruitment of bivalves and their larvae in organic-enriched sediments and low oxygen conditions. Consistently, Gray et al. (2002) found that there is a decrease in sensitivity for sulfide in the sequence of fish, crustaceans and echinoderms, annelids and molluscs. The occurrence of high abundances of the crustacean *Nebalia bipes* in leaf litter beds of *P. oceanica* in the Bay of Calvi (Corsica) has also been related to occasional oxygen depletion as a result of organic matter decomposition (Gallmetzer et al. 2005). In our study area, organic enrichment of sediments was extremely high in *Leaf litter*, as indicated by the OM and TOC contents. Consistently, in our companion study conducted in the adjacent inlet of the Cabras lagoon, the highest acid-volatile sulfide concentrations were found seaward in the presence of seagrass-derived leaf litter with TOC and OM contents similar to those reported in this study (Como et al. 2007). This might also explain the bivalve association found in *Leaf litter* within our study area. It should also be noted that the absence of the interlacing of roots and rhizomes in *Leaf litter*, which otherwise binds the sediment in living seagrasses (Orth et al. 1984), may have contributed to a reduced sediment

stability. This would account for a different species composition (Lee 1999; Morrissey et al. 2003; Gallmetzer et al. 2005), as well as influencing the recruitment of benthic individuals (Snelgrove and Butman 1994; Mancinelli and Rossi 2002).

## Conclusions

This is the first study comparing species composition and richness of macrofaunal assemblages in *Posidonia oceanica*, *Cymodocea nodosa* and seagrass-derived leaf litter beds. This study confirms the facilitative role of living seagrasses on the successful colonization of numerous species from different substrates (e.g., hard bottom species), as related to the varying degree of the structural complexity of these seagrasses. Consistently, the highest species richness [ $E(S_{50})$ ] and the most diversified macrofaunal assemblages were found in *P. oceanica*. This study also showed that leaf litter beds act as a particular environment where sediment instability, leaf breakdown, and organic matter enrichment and decomposition strongly influence animal distribution. In fact, *Leaf litter* showed the most differences between the three investigated habitats in terms of species composition, being characterized by mollusks (e.g., *Abra alba* and *Cerastoderma glaucum*) in addition to polychaetes and crustaceans. Finally, our results highlighted the ecological and trophic importance of seagrass-derived detritus and the associated macroinvertebrate detritivores within seagrass-dominated systems.

**Acknowledgments** We gratefully acknowledge MC Gambi for her comments and discussion during an early stage of this work, and P Domenici for his advice and suggestion. We extend our thanks to two anonymous reviewers whose constructive comments were very helpful in improving the quality and the clarity of the manuscript. Research funded by the SALVA project (*Studio multidisciplinare sulla Salute dell'Ambiente Lagunare e Valutazione delle interazioni con l'Ambiente marino costiero*) of the Italian Ministry of Research (MIUR). PM was supported by the SIGLA project (*Sistema per il Monitoraggio e la Gestione di Lagune ed Ambiente*) of MIUR during the manuscript preparation. It is contribution number MPS-08002 of the EU Network of Excellence MarBEF.

## Appendix A

### Table 3



**Table 3** List of taxa and their distribution [(presence (+)/absence)] between habitats (i.e. *P. oceanica*, *C. nodosa* and *Leaf litter*)

Taxa	Substrate(s)	<i>P. oceanica</i>				<i>C. nodosa</i>				<i>Leaf litter</i>			
Gastropoda													
Nassariidae													
<i>Cyclope neritea</i> (Linnaeus, 1758)	SB												+
Marginellidae													
<i>Gibberula miliaria</i> (Linnaeus, 1758)	SB			+									
Haminoeidae													
<i>Haminoea navicula</i> (da Costa, 1778) <sup>a</sup>	AL/SB	+	+	+	+	+	+						
Bivalvia													
Semelidae													
<i>Abra alba</i> (Wood, 1802) <sup>a</sup>	SB									+	+	+	
Cardiidae													
<i>Cerastoderma glaucum</i> (Poiret, 1789) <sup>a</sup>	SSB									+	+	+	
Veneroida													
<i>Circonphalus</i> sp.	NI									+			
<i>Loripes lacteus</i> (Linnaeus, 1758) <sup>a</sup>	SB						+			+	+	+	
<i>Ruditapes decussatus</i> (Linnaeus, 1758) <sup>a</sup>	SB	+					+			+	+	+	
Mytiloidea													
<i>Modiolus barbatus</i> (Linnaeus, 1758)	HB	+											
Solemyoidea													
<i>Solemya togata</i> (Poli, 1795)	SG/ SB					+							
Arcoidea													
<i>Tetrarca tetragona</i> Poli, 1795	HB		+										
Oligochaeta													
Tubificidae nc	NI		+			+				+	+		
Polychaetes													
Orbiniidae													
<i>Phylo foetida</i> (Claparède, 1870) <sup>a</sup>	SB		+			+			+	+	+	+	+
Spionidae													
<i>Polydora ciliata</i> (Johnston, 1838)	HB/SB <sup>1</sup>											+	
<i>Prionospio cirrifera</i> Wirén, 1883	SB <sup>1, 2</sup>		+										
<i>Prionospio malmgreni</i> Claparède, 1870 <sup>a</sup>	SB <sup>1, 2</sup>	+	+	+			+	+	+			+	+
<i>Prionospio multibranchiata</i> Berkeley and Berkeley, 1927 <sup>a</sup>	SB <sup>1, 2</sup>									+	+		+
<i>Spio decoratus</i> Bobretzky, 1870	SB <sup>1</sup>												+
<i>Streblospio shrubsolii</i> (Buchanan, 1890)	SB <sup>1</sup>											+	
Paraonidae													
<i>Aricidea cerrutii</i> Laubier, 1967 <sup>a</sup>	SB <sup>3</sup>	+		+	+	+							
<i>Cirrophorus furcatus</i> (Hartman, 1957)	SB <sup>3</sup>									+			
<i>Paradoneis armata</i> Glémarec, 1966	SB <sup>4</sup>												+
<i>Paradoneis lyra</i> (Southern, 1914) <sup>a</sup>	SB		+	+	+	+	+		+				
Cirratulidae													
<i>Aphelochaeta marioni</i> (Saint-Joseph, 1894)	SB <sup>5, 6</sup>			+					+	+			
<i>Caulleriella bioculata</i> (Keferstein, 1862)	SB			+			+						+
<i>Caulleriella caputesocis</i> (Saint-Joseph, 1894)	SB	+											
<i>Cirriformia tentaculata</i> (Montagu, 1808)	SB					+							
<i>Monticellina dorsobranchialis</i> (Kirkegaard, 1959) <sup>a</sup>	SB <sup>5, 6</sup>			+	+	+	+	+	+				
Capitellidae													
<i>Capitella</i> cf <i>capitata</i>	SB		+	+			+	+		+			+
<i>Heteromastus filiformis</i> (Claparède, 1864) <sup>a</sup>	SB <sup>5, 6</sup>					+				+	+		

Table 3 continued

Taxa	Substrate(s)	<i>P. oceanica</i>				<i>C. nodosa</i>				<i>Leaf litter</i>			
<i>Mediomastus capensis</i> Day, 1961	SB		+										
<i>Notomastus latericeus</i> M. Sars, 1851 <sup>a</sup>	SB <sup>5, 6</sup>	+								+			+
Maldanidae													
<i>Euclymene santanderensis</i> (Rioja, 1917)	SB <sup>5, 6</sup>	+											
Opheliidae													
<i>Armandia cirrhosa</i> Philippi, 1865	UB <sup>7</sup>						+			+			
<i>Polyophthalmus pictus</i> (Dujardin, 1839) <sup>a</sup>	AL/HB	+	+							+			
Phyllodocidae													
<i>Eteone picta</i> Quatrefages, 1865 <sup>a</sup>	AL/SB	+	+	+	+	+		+	+	+			+
<i>Genetyllis rubiginosa</i> (Saint-Joseph, 1888)	SB	+	+	+						+	+	+	+
<i>Mystides limbata</i> Saint-Joseph, 1888	SB									+			
Spherodoridae													
<i>Sphaerodorum gracilis</i> (Rathke, 1843)	SB <sup>8</sup>				+								
Hesionidae													
<i>Hesiospina</i> cf <i>similis</i>	SB		+										
<i>Podarkeopsis capensis</i> (Day, 1963) <sup>a</sup>	SBB <sup>9</sup>	+								+		+	+
Syllidae													
<i>Branchiosyllis exilis</i> (Gravier, 1900) <sup>a</sup>	SG			+	+								
<i>Paraehlersia ferrugina</i> (Langerhans, 1881)	AL/HB <sup>10</sup>		+										
<i>Exogone dispar</i> (Webster, 1879) <sup>a</sup>	SB	+	+	+	+								
<i>Exogone rostrata</i> Naville, 1933	AL/HB <sup>10</sup>		+					+					
<i>Haplosyllis spongicola</i> (Grube, 1855) <sup>a</sup>	AL/HB <sup>10</sup>	+			+								
<i>Parapionosyllis brevicirra</i> Day, 1954 <sup>a</sup>	SB	+	+	+	+		+	+	+				
<i>Pionosyllis anophthalma</i> Capaccioni and San Martin, 1989 <sup>a</sup>	AL/HB <sup>10</sup>	+	+	+	+					+	+	+	
<i>Pionosyllis longocirrata</i> Saint Joseph, 1887	AL/HB <sup>10</sup>				+								
<i>Trypanosyllis coeliaca</i> Claparède, 1868	AL/HB		+										
<i>Sphaerosyllis austriaca</i> Banse, 1959	AL/HB											+	
<i>Sphaerosyllis hystrix</i> Claparède, 1863 <sup>a</sup>	AL/SB			+	+					+		+	+
<i>Sphaerosyllis pirifera</i> Claparède, 1868	SB <sup>11</sup>					+							
<i>Sphaerosyllis taylora</i> Perkins, 1981	SB/HB <sup>12</sup>					+				+			
<i>Syllides edentatus</i> Westheide, 1974 <sup>a</sup>	SG/SB		+	+	+	+	+	+	+				
<i>Syllis garciai</i> (Campoy, 1982) <sup>a</sup>	SG <sup>13</sup>			+	+	+	+	+					
<i>Syllis prolifera</i> Krohn, 1852 <sup>a</sup>	AL/HB <sup>10</sup>		+	+		+		+	+				
<i>Syllis gerlachi</i> (Hartmann-Schröder, 1960) <sup>a</sup>	AL/HB		+	+			+						
<i>Syllis variegata</i> Grube, 1860	AL/HB <sup>10</sup>	+											
<i>Xenosyllis scabra</i> (Ehlers, 1864)	SB <sup>10</sup>		+										
Nereididae													
<i>Hediste diversicolor</i> (O.F. Müller, 1776)	SBB									+			
<i>Neanthes caudata</i> (Delle Chiaje, 1828)	SG/SB <sup>14</sup>	+		+	+	+	+		+	+	+	+	+
<i>Platynereis dumerilii</i> (Audouin and Milne-Edwards, 1833) <sup>a</sup>	SG/AL/HB <sup>10</sup>	+	+										
Nephtyidae													
<i>Nephtys hombergii</i> Savigny, 1818 <sup>a</sup>	SB			+	+	+	+	+	+				+
Polynoidae													
<i>Harmothoe</i> cf <i>johnstoni</i>	SB	+											
<i>Harmothoe</i> sp. <sup>a</sup>	NI	+	+										
Sigalionidae													
<i>Pholoe minuta</i> (Fabricius, 1780) <sup>a</sup>	AL/HB <sup>10</sup>	+	+	+	+								
Chrysopetalidae													

**Table 3** continued

Taxa	Substrate(s)	<i>P. oceanica</i>			<i>C. nodosa</i>			<i>Leaf litter</i>			
<i>Chrysopetalum debile</i> (Grube, 1855)	AL/HB <sup>10</sup>	+									
Onuphidae											
<i>Diopatra neapolitana</i> Delle Chiaje, 1841 <sup>a</sup>	SB			+	+						+
<i>Onuphis</i> sp.	NI	+									
Eunicidae											
<i>Nematoneis unicornis</i> (Grube, 1840)	UB <sup>10</sup>	+									
Lumbrineridae											
<i>Lumbrineris tetraura</i> (Schmarda, 1861) <sup>a</sup>	SB	+		+							
Arabellidae											
<i>Arabella iricolor</i> (Montagu, 1804) <sup>a</sup>	SB <sup>10</sup>				+	+	+		+		
Dorvilleidae											
<i>Pettiboneia urciensis</i> Campoy and SanMartin, 1982	SB				+		+				+
<i>Protodorvillea kefersteini</i> (Mc Intosh, 1879) <sup>a</sup>	UB		+						+	+	+
<i>Schistomeringos rudolphii</i> (Delle Chiaje, 1828)	SB		+	+						+	
Flabelligeridae											
<i>Piromis eruca</i> (Claparède, 1870) <sup>a</sup>	SG/SB			+	+						
Ampharetidae											
<i>Ampharete acutifrons</i> (Grube, 1860) <sup>a</sup>	SB	+	+	+	+	+	+				
Terebellidae											
<i>Eupolymnia</i> sp. <sup>a</sup>	NI	+		+							
<i>Pista cretacea</i> (Grube, 1860) <sup>a</sup>	SG/SB	+	+	+	+	+	+	+	+		
<i>Pista cristata</i> (O.F. Müller, 1776) <sup>a</sup>	SB				+	+	+		+		
<i>Pista</i> sp. <sup>a</sup>	NI	+	+		+						
Terebellidae nc <sup>a</sup>	NI	+		+							
Sabellidae											
<i>Amphiglena mediterranea</i> (Leydig, 1851)	AL/HB <sup>10</sup>					+					
<i>Chone collaris</i> Langerhans, 1880	SG/AL/HB		+								
<i>Chone dunerificta</i> n. sp. <sup>a</sup>	SG/SB	+	+								
Amphipoda											
Ampeliscidae											
<i>Ampelisca brevicornis</i> (Costa, 1853) <sup>a</sup>	SB	+	+	+	+						
<i>Ampelisca diadema</i> (Costa, 1853)	SB			+							+
Amphilochidae											
<i>Amphilocus neapolitanus</i> Della Valle, 1893	SB/SG/AL		+		+						
Corophidae											
<i>Corophium sextonae</i> Crawford 1937 <sup>a</sup>	AL/SB	+	+	+	+	+			+	+	+
Dexaminidae											
<i>Dexamine spiniventris</i> (Costa, 1853) <sup>a</sup>	AL/SB	+	+								
<i>Dexamine spinosa</i> (Montagu, 1813)	AL/SG/SB	+								+	
Ischydoceridae											
<i>Erichtonius brasiliensis</i> (Dana, 1853)	AL/SG	+									
Gammaridae											
<i>Gammarus aequicauda</i> (Martynov, 1931) <sup>a</sup>	SBB	+	+						+	+	
Iphimediidae											
<i>Iphimedia brachignatha</i> Ruffo and Schiecke, 1979	AL/HB				+						
Leucothoidae											
<i>Leucothoe venetiarum</i> Giordani-Soika, 1950	SG/AL		+						+	+	
Meltdae											

Table 3 continued

Taxa	Substrate(s)	<i>P. oceanica</i>				<i>C. nodosa</i>				<i>Leaf litter</i>			
<i>Maera grossimana</i> (Montagu, 1808) <sup>a</sup>	AL/HB		+	+									
Aoridae													
<i>Microdeutopus gryllotalpa</i> Costa, 1853 <sup>a</sup>	SBB					+				+	+		
Phliantidae													
<i>Pereionotus testudo</i> (Montagu, 1808)	SG/AL					+	+						
Pochocephalidae													
<i>Phoxocephalus aquosus</i> Karaman, 1985 <sup>a</sup>	SB	+	+	+	+	+	+	+	+				
Caprellidae													
<i>Pseudolirius kroyeri</i> (Haller, 1879) <sup>a</sup>	SB		+		+					+	+	+	+
<i>Pseudoprotella phasma</i> (Montagu, 1804)	AL		+		+								
<i>Ptisica marina</i> Slabber, 1769 <sup>a</sup>	SG/AL		+							+	+	+	+
Cumacea													
Nannastacidae													
<i>Campylaspis glabra</i> Sars, 1878	SB									+	+		
Diastylidae													
<i>Diastylis rugosa</i> Sars, 1865 <sup>a</sup>	SB		+		+					+	+	+	+
Nannastacidae													
<i>Hippolyte inermis</i> Leach, 1815	SG/AL	+											
Bodotriidae													
<i>Iphinoe serrata</i> Norman, 1867 <sup>a</sup>	AL/SB	+								+	+	+	+
Decapoda													
Diogenidae													
<i>Paguristes syrtensis</i> de Saint Laurent, 1971 <sup>a</sup>	SG <sup>15</sup>	+	+	+	+	+	+	+	+	+			
Isopoda													
Arcturidae													
<i>Arcturella dilatata</i> (Sars, 1883) <sup>a</sup>	AL		+	+	+								
Sphaeromatidae													
<i>Cymodoce truncata</i> Leach, 1814	HB	+										+	
<i>Dynamene bidentatus</i> (Adams, 1800) <sup>a</sup>	AL <sup>16</sup>			+	+	+	+						
Gnathidae													
<i>Gnathia phallanajopsis</i> Monod, 1925 <sup>a</sup>	AL			+	+	+		+	+				
Mysida													
Mysidae													
<i>Anchialina agilis</i> (Sars, 1877)	SB/HB					+							
Ostracoda													
Ostracoda nc <sup>a</sup>	NI					+	+			+	+	+	
Tanaidacea													
Apseudidae													
<i>Apseudes latreillii</i> (Milne-Edwards, 1828)	SB			+									
Paratanaidae													
<i>Leptochelia savigny</i> (Kroyer, 1842)	AL			+									
<i>Tanais dulongii</i> (Audouin, 1826) <sup>a</sup>	AL <sup>17</sup>	+								+	+		
Echinodermata													
Holothuroidea													
<i>Phyllophorus urna</i> Grube, 1840 <sup>a</sup>	SG/SB		+	+	+	+	+	+	+				
Echinoidea													
<i>Genocidaris maculata</i> A. Agassiz, 1869	SB/HB				+								
Asteroidea													

**Table 3** continued

Taxa	Substrate(s)	<i>P. oceanica</i>			<i>C. nodosa</i>			Leaf litter
<i>Asterina gibbosa</i> (Pennant, 1777) <sup>a</sup>	SG/HB	+	+	+			+	
Ophiuroidea								
<i>Amphiura chiajei</i> Forbes, 1843 <sup>a</sup>	SB	+	+		+	+		
Pantopoda								
<i>Achelia echinata</i> Hodge, 1864 <sup>a</sup>	AL/HB			+	+			+
<i>Callipallene emacinata</i> (Dohrn, 1881)	AL/HB			+				
Tunicata								
Ascidacea								
<i>Phallusia fumigata</i> Grube, 1864 <sup>a</sup>	HB	+	+	+	+	+	+	+

Each taxon was assigned to one or more substrates based on the substrate affinity according to the published literature: soft-bottom (*SB*), algae (*AL*), hard-bottom (*HB*), soft-bottom brackish (*SBB*), ubiquitous (*UB*), not identified (*NI*), and seagrass (*SG*). Substrate assignment was based on Fauvel (1923a, b), Day (1967a, b) and San Martin (1984) for polychaetes, Parenzan (1974, 1976) and Riedl (1986) for mollusks, and Ruffo (1982) and Riedl (1986) for crustaceans. Additional references are indicated by numbers.

<sup>a</sup> Indicates taxa that contribute most to the differences between the three investigated habitats, *P. oceanica*, *C. nodosa* and *Leaf litter* (SIMPER, cut-off 60%)

Additional references: <sup>1</sup>Lardicci 1989; <sup>2</sup>Light 1978; <sup>3</sup>Castelli 1985; <sup>4</sup>Glemarec 1966; <sup>5</sup>Martin et al. 2000; <sup>6</sup>Zuhlke 2001; <sup>7</sup>Fassari 1998; <sup>8</sup>Mollica 1995; <sup>9</sup>Sordino 1989; <sup>10</sup>Abbiati et al. 1987; <sup>11</sup>Parapar et al. 1994; <sup>12</sup>Nunez et al. 1992; <sup>13</sup>San Martin 1992; <sup>14</sup>Gambi et al. 1998; <sup>15</sup>Pipitone 1998; <sup>16</sup>Holdich 1970; <sup>17</sup>Kitsos and Koukouras 2003

## References

- Abbiati M, Bianchi CN, Castelli A (1987) Polychaete vertical zonation along a littoral cliff in the Western Mediterranean. *PSZNI Mar Ecol* 8(1):33–48
- Borg JA, Rowden AA, Attrill MJ, Schembri PJ, Jones MB (2006) Wanted dead or alive: high diversity of macroinvertebrates associated with living and 'dead' *Posidonia oceanica* matte. *Mar Biol* 149:667–677
- Boström C, Jackson EL, Simenstad CA (2006) Seagrass landscapes and their effects on associated fauna: a review. *Estuar Coast Shelf Sci* 68:383–403
- Brito MC, Martin D, Núñez J (2005) Polychaetes associated to a *Cymodocea nodosa* meadow in the Canary Islands: assemblage structure, temporal variability and vertical distribution compared to other Mediterranean seagrass meadows. *Mar Biol* 146:467–481
- Buia MC, Gambi MC, Zupo V (2000) Structure and functioning of Mediterranean seagrass ecosystems: an overview. *Biol Mar Medit* 7:167–190
- Cancemi G, Baroli M, De Falco G, Agostini S, Piergallini G, Guala I (2000) Cartografia integrata delle praterie marine superficiali come indicatore dell'impatto antropico sulla fascia costiera. *Biol Mar Medit* 7(1):509–516
- Cancemi G, Buia MC, Mazzella L (2002) Structure and growth dynamics of *Cymodocea nodosa* meadow. *Sci Mar* 66(4):365–373
- Castelli A (1985) Paraonidae (Annelida, Polychaeta) des fonds meubles infralittoraux des cotes toscanes. *Cah Biol Mar* 26:267–279
- Cebrian J, Duarte CM (2001) Detrital stocks and dynamics of the seagrass *Posidonia oceanica* (L.) Delile in the Spanish Mediterranean. *Aquat Bot* 70:295–309
- Cebrian CB, Ribeiro Da Cunha M, Sánchez Jerez P, Esplá AA (2001) Misidáceos asociados a la fanerógamas marinas en el sudeste ibérico. *Bol Inst Esp Oceanogr* 17:97–106
- Clarke KR, Warwick RM (2001) Changes in marine communities: an approach to statistical analysis and interpretation. 2nd edn. PRIMER-E Ltd, Plymouth
- Como S, Magni P, Casu D, Floris A, Giordani G, Natale S, Fenzi GA, Signa G, De Falco G (2007) Sediment characteristics and macrofauna distribution along a human-modified inlet in the Gulf of Oristano (Sardinia, Italy). *Mar Pollut Bull* 54:733–744
- Day JW (ed) (1967a) A monograph on the Polychaeta of Southern Africa. Part 1. Errantia. Trustees of the British Museum (Natural History) London
- Day JW (ed) (1967b) A monograph on the Polychaeta of Southern Africa. Part 2. Sedentaria. Trustees of the British Museum (Natural History) London
- De Falco G, Ferrari S, Cancemi G, Baroli M (2000) Relationship between sediment distribution and *Posidonia oceanica* seagrass. *Geo Mar Lett* 20:50–57
- De Falco G, Molinaroli E, Baroli M, Bellacicco S (2003) Grain size and compositional trends of sediments from *Posidonia oceanica* meadows to beach shore, Sardinia, Western Mediterranean. *Estuar Coast Shelf Sci* 58(2):299–309
- De Falco G, Magni P, Teräsvuori LMH, Matteucci G (2004) Sediment grain size and organic carbon distribution in the Cabras lagoon (Sardinia, western Mediterranean). *Chem Ecol* 20(Suppl 1):S367–S377
- De Falco G, Baroli M, Murru E, Piergallini G, Cancemi G (2006) Sediment analysis evidences two different depositional phenomena influencing seagrass distribution in the Gulf of Oristano (Sardinia, Western Mediterranean). *J Coast Res* 22:1043–1050
- Dimech M, Borg JA, Schembri PJ (2006) Motile macroinvertebrate assemblages associated with submerged *Posidonia oceanica* litter accumulations. *Biol Mar Medit* 13(4):130–133
- Dugan JE, Hubbard DM, McCrary MD, Pierson MO (2003) The response of macrofauna communities and shorebirds to macrophyte wrack subsidies on exposed sandy beaches of southern California. *Estuar Coast Shelf Sci* 58(Suppl 1):25–40
- Enriquez S, Duarte CM, Sand-Jensen K (1993) Patterns in decomposition rates among photosynthetic organisms: the importance of detritus C:N:P content. *Oecologia* 94:457–471
- Fassari G (1998) Censimento dei Policheti dei mari Italiani: Opheliidae Malmgren, 1867. *Atti Soc Tosc Sci Nat Mem* 105:45–94



- Fauchald K, Jumars PA (1979) The diet of worms: a study of polychaete feeding guilds. *Oceanogr Mar Biol Ann Rev* 1:193–284
- Fauvel P (ed) (1923a) Fauna de France. Polychètes Errantes, Lechevalier Paris 5:1–448
- Fauvel P (ed) (1923b) Fauna de France. Polychètes Sedentaires, Lechevalier Paris 16:1–412
- Gallmetzer I, Pflugfelder B, Zekely J, Ott JA (2005) Macrofauna diversity in *Posidonia oceanica* detritus: distribution and diversity of mobile macrofauna in shallow sublittoral accumulations of *Posidonia oceanica* detritus. *Mar Biol* 147:517–523
- Gambi MC, Giangrande A, Martinelli M, Chessa LA (1995) Polychaetes of a *Posidonia oceanica* bed off Sardinia (Italy): spatial and seasonal distribution and feeding guild analysis. *Sci Mar* 59:129–141
- Gambi MC, Conti G, Bremec CS (1998) Polychaete distribution, diversity and seasonality related to seagrass cover in shallow soft bottoms of the Tyrrhenian Sea (Italy). *Sci Mar* 62:1–17
- Gambi MC, Borg JA, Buia MC, Di Carlo G, Pergent-Martini C, Pergent G, Procaccini G (eds) (2006) Proceedings Mediterranean Seagrass Workshop, Malta 29 May–4 June 2006. *Biol Mar Medit* 13(4):1–293
- Gee JM, Somerfield PJ (1997) Do mangrove diversity and leaf litter decay promote meiofaunal diversity? *J Exp Mar Biol Ecol* 218:13–33
- Giangrande A (1986) Policheti dei rizomi di *Posidonia oceanica* (L.) Delile (Helobiae, Potamogetonaceae) di una prateria dell'isola di Ischia (Napoli). *Atti Soc Tosc Sci Nat Mem* 92:195–206
- Glemarec M (1966) Paraonidae de Bretagne. Description de *Paradoneis armata* nov. Sp. Polychaeta, paranoidae, new species, France, Bretagne, Atlantic. *Vie Milieu* 17(1):1045–1052
- Gray JS, Wu RS, Or YY (2002) Effects of hypoxia and organic enrichment on the coastal marine environment. *Mar Ecol Prog Ser* 238:249–279
- Guelorget O, Perthuisot JP (1992) Paralic ecosystems. *Vie Milieu* 42(2):215–251
- Guidetti P, Lorenti M, Buia MC, Mazzella L (2002) Temporal dynamic and biomass partitioning in three Adriatic seagrass species: *Posidonia oceanica*, *Cymodocea nodosa*, *Zostera marina*. *PSZNI Mar Ecol* 23(1):51–67
- Holdich DM (1970) Distribution and habitat preferences of the Afro-European species of *Dynamene* (Crustacea: Isopoda). *J Nat Hist* 4:419–438
- Hyland J, Balthis L, Karakassis I, Magni P, Petrov A, Shine J, Vestergaard O, Warwick R (2005) Organic carbon content of sediments as an indicator of stress in the marine benthos. *Mar Ecol Prog Ser* 295:91–103
- Hyndes GA, Lavery PS (2005) Does transported seagrass provide an important trophic link in unvegetated, nearshore areas? *Estuar Coast Shelf Sci* 63:633–643
- Ince R, Hyndes GA, Lavery PS, Vanderklift MA (2007) Marine macrophytes directly enhance abundances of sandy beach fauna through provision of food and habitat. *Estuar Coast Shelf Sci* 74:77–86
- Kitsos MS, Koukouras A (2003) Effects of a tidal current of graded intensity on the midlittoral hard substratum peracaridan fauna in the Aegean Sea. *Crustaceana* 76:295–306
- Lanera P, Gambi MC (1993) Polychaete distribution in some *Cymodocea nodosa* meadows around the Island of Ischia (Gulf of Naples Italy). *Oebalia* 19:89–103
- Lardicci C (1989) Censimento dei policheti dei mari italiani Spionidae Grube, 1850. *Atti Soc Tosc Sci Nat Mem* 96:121–152
- Lardicci C, Como S, Corti S, Rossi F (2001) Recovery of the macrozoobenthic community after severe dystrophic crises in a Mediterranean coastal lagoon (Orbetello, Italy). *Mar Pollut Bull* 42(3):202–214
- Lee SY (1999) The effect of mangrove leaf litter enrichment on macrobenthic colonization of defaunated sandy substrates. *Estuar Coast Shelf Sci* 49:703–712
- Lepoint G, Cox AS, Dauby Y, Poulicek M, Gobert S (2006) Food sources of two detritivore amphipods associated with the seagrass *Posidonia oceanica* leaf litter. *Mar Biol Res* 2:355–365
- Light W (1978) Spionidae: Polychaeta, Annelida. In: Lee WL (ed), *Invertebrates of the San Francisco Bay estuary system*. The Bowwood Press, Pacific Grove, California, p 211
- Magni P, Micheletti S, Casu D, Floris A, De Falco G, Castelli A (2004) Macrofaunal community structure and distribution in a muddy coastal lagoon. *Chem Ecol* 20(Suppl 1):S397–S409
- Magni P, Micheletti S, Casu D, Floris A, Giordani G, Petrov A, De Falco G, Castelli A (2005) Relationships between chemical characteristics of sediments and macrofaunal communities in the Cabras lagoon (western Mediterranean, Italy). *Hydrobiologia* 550:105–119
- Magni P, De Falco G, Falugi C, Franzoni M, Monteverde M, Perrone E, Sgro M, Bolognesi C (2006) Genotoxicity biomarkers and acetylcholinesterase activity in natural populations of *Mytilus galloprovincialis* along a pollution gradient in the Gulf of Oristano (Sardinia, western Mediterranean). *Environ Poll* 142:65–72
- Mancinelli G, Rossi L (2002) The influence of allochthonous leaf detritus on the occurrence of crustacean detritivores in the soft-bottom macrobenthos of the Po River delta area (northwestern Adriatic Sea). *Estuar Coast Shelf Sci* 54:849–861
- Mancinelli G, Sabetta L, Basset A (2005) Short-term patch dynamics of macroinvertebrate colonization on decaying reed detritus in a Mediterranean lagoon (Lake Alimini Grande, Apulia, SE Italy). *Mar Biol* 148:271–283
- Marbà N, Cebrían J, Enriquez S, Duarte CM (1996) Growth patterns of Western Mediterranean seagrasses: species-specific responses to seasonal forcing. *Mar Ecol Prog Ser* 133:203–215
- Martin D, Pinedo S, Sarda R (2000) Distribution patterns and trophic structure of soft-bottom polychaete assemblages in a north-western Mediterranean shallow-water bay. *Ophelia* 53:1–17
- Mateo MA, Romero J (1996) Evaluating seagrass leaf litter decomposition: an experimental comparison between litter-bag and oxygen-uptake methods. *J Exp Mar Biol Ecol* 202:97–106
- Mateo MA, Sánchez-Lizaso JL, Romero J (2003) *Posidonia oceanica* “banquettes”: a preliminary assessment of the relevance for meadow carbon and nutrients budget. *Estuar Coast Shelf Sci* 56:85–90
- Mazzella L, Scipione MB, Buia MC (1989) Spatio-temporal distribution of algal and animal communities in a *Posidonia oceanica* meadow. *PSZNI Mar Ecol* 10(2):107–129
- Mazzella L, Buia MC, Gambi MC, Lorenti M, Russo GF, Scipione MB, Zupo V (1992) Plant-animal trophic relationships in the *Posidonia oceanica* ecosystem of the Mediterranean Sea: a review. In: Plant-animals interactions in the marine benthos, John DM, Hawkins SJ, Price JH (eds) *Systematics Association Special Volume*, 46. Clarendon Press, Oxford, pp 165–187
- Mazzella L, Scipione MB, Gambi MC, Buia MC, Lorenti M, Zupo V, Cancemi G (1993) The Mediterranean seagrass *Posidonia oceanica* and *Cymodocea nodosa*. A comparative overview. The First International Conference MEDCOAST 93, Antalya, Turkey, pp 103–116
- Mollica E (1995) Censimento dei Policheti dei mari Italiani: Sphaerodoridae Malmgren, 1867. *Atti Soc Tosc Sci Nat Mem* 102:55–58
- Morrissey DJ, Skilleter GA, Ellis JI, Burns BR, Kemp CE, Burt K (2003) Differences in benthic fauna and sediment among mangrove (*Avicennia marina* var. *australasica*) stands of different ages in New Zealand. *Estuar Coast Shelf Sci* 56:581–592

- Norkko J, Bonsdorff E, Norkko A (2000) Drifting algal mats as an alternative habitat for benthic invertebrates: Species specific responses to a transient resource. *J Exp Mar Biol Ecol* 248:79–104
- Nunez J, San Martin G, Brito M (1992) Exogoninae (Polychaeta: Syllidae) from the Canary Islands. *Sci Mar* 56(1):43–52
- Orth RJ, Heck KL Jr, van Motfrans J (1984) Faunal communities in seagrass beds: a review of the influence of the plant structure and prey characteristics on predator-prey relationships. *Estuaries* 7(4):339–350
- Parapar J, San Martin G, Besteiro C, Urgorri V (1994) Aspectos sistemáticos y ecológicos de las subfamilias Eusyllinae y Exogoninae (Polychaeta, Syllidae) en la Ria de Ferrol (Galicia, NO Espana). *Bol R Soc Esp Hist Nat* 91(1–4):91–101
- Parentan P (ed) (1974) Carta d'identità delle conchiglie del Mediterraneo. Vol II. Bivalvi. Parte 1. Bias Taras Taranto
- Parentan P (ed) (1976) Carta d'identità delle conchiglie del Mediterraneo. Vol II. Bivalvi. Parte 2. Bias Taras Taranto
- Pérez M, Mateo MA, Alcoverro T, Romero J (2001) Variability in detritus stocks in beds of the seagrass *Cymodocea nodosa*. *Bot Mar* 44:523–531
- Pipitone C (1998) *Paguristes syrtensis* de Saint Laurent, 1971 (Decapoda: Diogenidae) from the coastal waters of southwestern Sicily, Mediterranean Sea. *J Nat Hist* 32:1741–1746
- Riedl R (ed) (1986) Fauna y Flora del Mediterráneo. Ediciones Omega, S.A. Barcelona, pp 439–547
- Rosenberg R, Blomqvist M, Nilsson HC, Cederwall H, Dimming A (2004) Marine quality assessment by use of benthic species-abundance distributions: a proposed new protocol within the European Union Water Framework Directive. *Mar Pollut Bull* 49:728–739
- Rossi F (2007) Recycle of buried macroalgal detritus in sediments: use of dual-labelling experiments in the field. *Mar Biol* 150:1073–1081
- Rossi F, Underwood AJ (2002) Small-scale disturbance and increased nutrients as influences on intertidal macrobenthic assemblages: experimental burial of wrack in different intertidal environments. *Mar Ecol Prog Ser* 241:29–39
- Ruffo S (ed) (1982) The Amphipoda of Mediterranean, parte 1, Gammaridae (Acanthonomatidae to Gammaridea). *Mem Inst Oceanogr Fond Albert Ier Prince de Monaco* 13:1–364
- San Martin G (1984) Estudio biogeográfico, faunístico y sistemático de los Poliquetos de la Familia Silidos (Syllidae: Polychaeta) en Baleares. Doctoral thesis. Editorial de la Universidad Complutense de Madrid
- San Martin G (1992) *Syllis savigny* in Lamarck, 1818 (Polychaeta: Syllidae: Syllinae) from Cuba, the Gulf of Mexico, Florida and North Carolina, with a revision of several species described by Verrill. *Bull Mar Sci* 51(2):167–196
- Sánchez-Jerez P, Cebrián CB, Esplá AAR (1999) Comparison of the epifauna spatial distribution in *Posidonia oceanica*, *Cymodocea nodosa* and unvegetated bottoms: importance of meadow edges. *Acta Oecol* 20(4):391–405
- Scipione MB, Gambi MC, Lorenti M, Russo GF, Zupo V (1996) Vagile fauna of the leaf stratum of *Posidonia oceanica* and *Cymodocea nodosa* in the Mediterranean Sea, Seagrass Biology. In: Proceedings of an international workshop, Rottnest Island, Western Australia, pp 249–260
- Sfriso A, Birkemeyer T, Ghetti PF (2001) Benthic macrofauna changes in areas of Venice lagoon populated by seagrasses or seaweeds. *Mar Environ Res* 52(4):323–349
- Snelgrove PVR, Butman CA (1994) Animal-sediment relationships revisited: cause versus impact effect. *Oceanogr Mar Biol Ann Rev* 32:111–177
- Somaschini A, Gravina MF, Ardizzone GD (1994) Polychaete depth distribution in a *Posidonia oceanica* bed (rhizome and matte strata) and neighboring soft and hard bottoms. *PSZNI: Mar Ecol* 15:133–151
- Sordino P (1989) Censimento dei Policheti dei mari Italiani: Hesionidae Sars, 1862. *Atti Soc Tosc Sci Nat Mem* 96:31–52
- Terlizzi A, Russo GF (1998) The molluscan taxocoene of differently-exposed *Cymodocea nodosa* beds: year-long structural patterns and sampling methods. *Boll Malacol* 33:77–82
- Tyson RV (ed) (1995) Sedimentary organic matter. Chapman & Hall, London
- Underwood AJ (ed) (1997) Experiments in ecology: their logical design and interpretation using analysis of variance. Cambridge University Press, Cambridge
- Vetter EW (1995) Detritus-based patches of high secondary production in the nearshore benthos. *Mar Ecol Prog Ser* 120:251–262
- Vizzini S, Sarà G, Michener RH, Mazzola A (2002) The role and contribution of the seagrass *Posidonia oceanica* (L.) Delile organic matter for secondary consumers as revealed by carbon and nitrogen stable isotope analysis. *Acta Oecol* 23:277–285
- Zuhlke R (2001) Polychaete tubes create ephemeral community patterns: *Lanice conchilega* (Pallas, 1766) associations studied over six years. *J Sea Res* 46(3–4):261–272