

# Abundance and Population Structure of the Blacklip Pearl Oyster, *Pinctada margaritifera* L. 1758 (Bivalvia: Pteriidae), in Coastal Kenya

Edward N. Kimani<sup>1</sup> and K.M. Mavuti<sup>2</sup>

<sup>1</sup>Kenya Marine and Fisheries Research Institute, P. O. Box 81651, Mombasa, Kenya;

<sup>2</sup>Department of Zoology, University of Nairobi, P. O. Box 30197, Nairobi, Kenya

**Key words:** pearl oysters, *Pinctada margaritifera*, occurrence, abundance, population structure, sex expression, *Pteria penguin*, *Pteria chinensis*, Kenya

**Abstract**—Pearl oysters are an important marine resource within the Indo-Pacific oceans. They are widely cultured for the production of black pearls, their flesh is eaten, and their shell, known as mother-of-pearl (MOP) is used in the ornament and button industry. The blacklip pearl oyster, *Pinctada margaritifera* L., has been harvested from East Africa for MOP for decades.

A survey within nearshore habitats in Kenya showed that *Pi. margaritifera* is widely distributed in shallow lagoons, bays and channels. Other oyster species found during the survey were the wing oyster, *Pteria penguin*, occurring in deep channels in Shimoni and Mombasa, and *Pt. chinensis*, within lagoons and channels in Malindi, Mombasa and Shimoni. *Pinctada margaritifera* was most abundant in Gazi Bay within sheltered back reefs and lagoon, and on an intertidal reef flat and back reef in Shimoni. Mean abundance and sizes declined with depth. The abundance of *Pi. margaritifera* in Kenya was higher than reported in the Pacific Islands and similar to abundances reported in India. The overall mean (34 mm) and maximum (154 mm) sizes were lower than those reported in the Pacific Ocean, but similar to sizes in India and the Red Sea. The oysters matured before reaching 40 mm (dorsal-ventral length), principally as males. Male sex expression was dominant, and more so in samples from moorings and jetty fouling where density was exceptionally high. The high population densities, high temperature variation and high suspended matter of relatively poor quality in the nearshore shallow lagoon environment may explain the observed life history pattern observed in the oyster populations. This study is the first comprehensive report on pearl oyster populations in Kenya.

---

## INTRODUCTION

Pearl oysters are harvested for pearls, their edible flesh and their thick nacreous shell known as mother-of-pearl (MOP), which is used in the button and jewelry manufacture. Pearl culture drives a thriving ornament industry in Japan, Australia and the South Pacific region. The successful culture of black pearls in the South Pacific, particularly French Polynesia and the Cook Islands, has led to intensified research on the ecology and biology of

tropical pearl oysters. Recent research has focused on environment interaction, energy budgets and ecological models within enclosed atolls in French Polynesia (Pouvreau et al., 2000a; Yukihiro et al., 2000), and hatchery, juvenile rearing and culture techniques (Doroudi et al., 1999; Yukihiro et al., 1998; Taylor et al., 1997; Southgate et al., 1998; Southgate & Beer, 1997; Friedland & Southgate, 1999). Natural oyster populations are still the principal source of the seed for pearl culture and MOP, despite advanced hatchery and culture technology.

Some recent studies on blacklip pearl oyster stocks have been conducted in French Polynesia (Morize, 1982; Intes et al., 1985; Intes & Coeroli, 1982), the Cook Islands (Zanini & Salvat, 2000; Sims, 1992), Hawaii (Rodgers et al., 2000), the Indian Ocean (Alargarswami, 1983; Alargarswami et al., 1987) and the Red Sea (Elnaeim, 1984). These studies describe the occurrence, standing stocks, distribution and population structure of pearl oysters.

Although blacklip pearl oysters are known to occur in East Africa (Samoilys, 1981; Richmond

& Rabesandaratana, 1997), the only reported study is on oyster settlement on artificial collectors (Bautil & Boule, 1992).

Pearl oyster shell has been exported from eastern Africa to Asia and Europe for decades, and black pearl culture was recently started in the Seychelles. The study reported here describes blacklip pearl oyster occurrence, abundance and population structure from surveys conducted within nearshore and fringing reef habitats lying between Malindi and Shimoni, in coastal Kenya between 1998 and 1999.

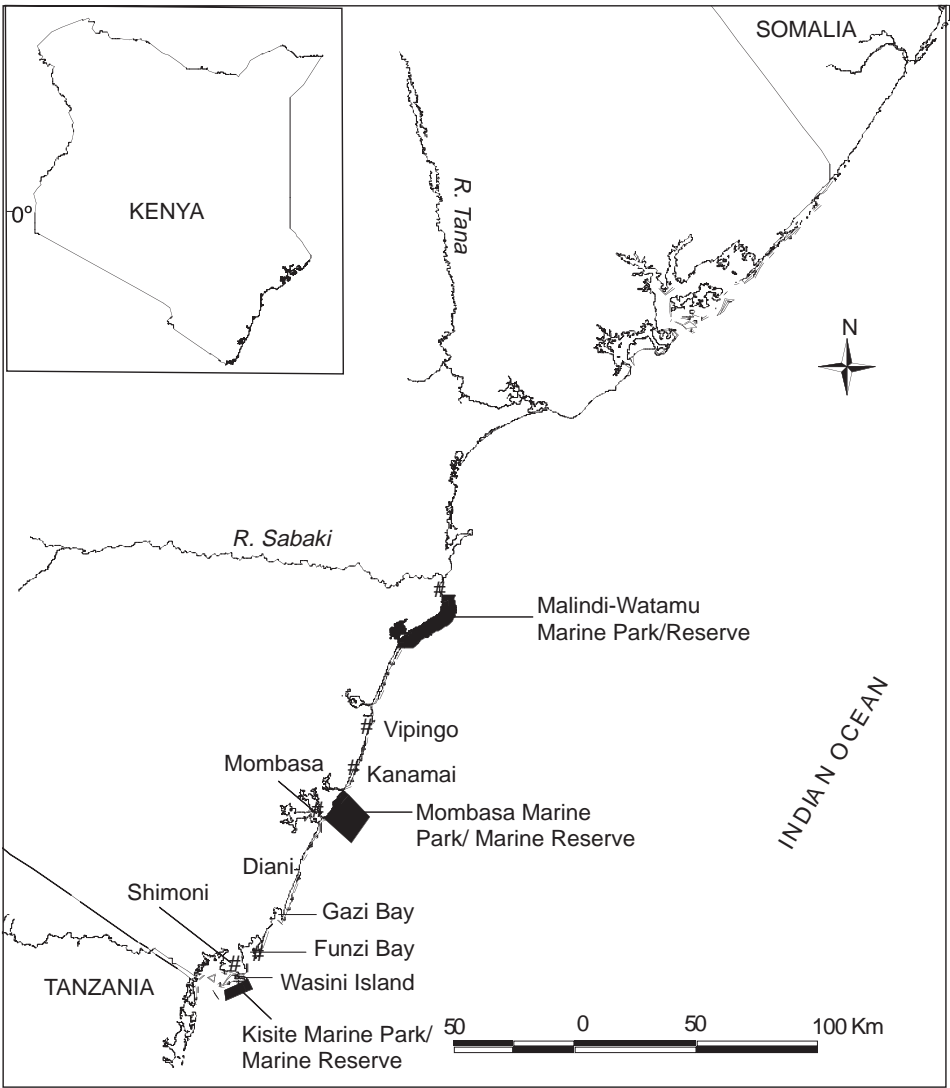


Fig. 1. Map of coastal Kenya showing study areas

## MATERIALS AND METHODS

### Study area

The study was conducted within the nearshore reefs, lagoons and channels in eight localities along the coast of Kenya, namely Malindi, Vipingo, Kanamai, Mombasa, Diani, Gazi, Funzi and Shimoni (Fig. 1). The lagoons are shallow, often a few metres to more than 10 m deep in the channels.

The tides are semidiurnal with 2–4 m amplitude, creating strong tidal currents that flush the lagoons during ebb tide (Kirugara, 1998). Seagrass beds are common within the lagoons with sandy bottoms while isolated coral heads occur on more consolidated substrates. The dominant ocean current is the East Africa Coastal Current that flows northwards, driven by the Southeast Monsoon from March to October. The Somali current influences the north Kenya coast between October and March, when the strength of the East African Coastal Current declines, during the Northeast Monsoons (McClanahan, 1988). The currents, monsoon winds and runoff from the major rivers determine the seasonality of physical, chemical and biological processes in the East African coast.

### Sampling

Sampling of the eight localities for occurrence and population density of oysters was done for two hours at low spring during the day by either wading, snorkelling, or scuba diving. In each of the study sites, replicate belt transects were surveyed by laying a 50 m weighed nylon line, marked every 5 metres, parallel to the reef. Two people carefully searched and collected all oysters one metre on either side of the transect line. On the return swim the observers changed sides and conducted another search so as to avoid bias and to enhance search efficiency. The belt transect method was used in Malindi, Mombasa, Gazi Bay, Funzi Bay and Shimoni. However, the method was found to be inefficient in sites with very low population densities, thus extensive searches outside the density survey transects were adopted in Vipingo and Kanamai lagoons and in the Kisite MPA.

The sizes of the oysters were taken as the dorsal ventral measurement (DVM) (Sims, 1993) using

callipers. To determine sex, fresh oysters were opened and three slide smears made from different parts of the gonad and examined under a light microscope. Individuals with no distinct gonad were regarded as juveniles, those with sperm as males, those with eggs as females and those with both eggs and sperms as hermaphrodites. In addition, pearl oysters fouling boat moorings in Shimoni, Gazi and Malindi and a jetty in Shimoni were also examined for sex expression.

Data were tested for homogeneity of variance and normality using Levene's and Kolmogorov-Smirnov tests respectively. The Kruskal-Wallis median test was used to compare abundance and sizes in study areas, sites and depths.

## RESULTS

### Occurrence and abundance

The blacklip pearl oyster *Pinctada margaritifera* occurred throughout the areas surveyed, with highest densities in Malindi, Gazi and Shimoni. Individuals were found attached to a variety of substrates including other bivalves such as pen shells, mussels, honeycomb oysters, teeth oysters shells, dead and live corals and on bare rock. Table 1 shows the occurrence, substrate and abundance of blacklip pearl oysters in the depths surveyed. In all, a total of 1446 blacklip pearl oysters were collected in 75 100-m<sup>2</sup> belt transects with a pooled mean of  $19.2 \pm 40.2$  (Table 1).

Oyster abundance ranged from 0 to 224, resulting in a high coefficient of variation (209.3 %) in the whole data set.

The data on oyster density were not normally distributed (Kolmogorov-Smirnov test,  $\chi^2 = 72.7$ ,  $P < 0.05$ ) and not homogeneous (Levene's test  $F = 7.44$ ,  $P < 0.05$ ). Therefore, the Kruskal-Wallis median test was adapted to compare densities in study areas, sites and depths because it is suitable when many cases in the data are at either extreme of the scale. The overall oyster densities in the study areas were significantly different ( $\chi^2 = 24.9$ ,  $P < 0.05$ ). Pairwise comparisons of densities show that overall densities in Malindi, Mombasa, and Shimoni were similar, while Gazi had significantly higher densities than the three locales ( $P < 0.05$ ). No oysters were found in offshore reefs in Shimoni

**Table 1. Study areas, sites, dominant substrate, depth and abundance of blacklip pearl oysters, *Pinctada margaritifera* L (n = number of replicate transects)**

Study area/site	Dominant substrate	Depth (m)	n	No./100 m <sup>2</sup> (± SD)
Shimoni				
Reef platform	Bare rock, mussels	Intertidal	6	105.3 ± 97.8
Back reefs	Soft coral, sand, bare rock	0–5	14	9.8 ± 7.2
Channel	Sand, rock, sponges	5–16	12	6.0 ± 3.5
Offshore reefs (slopes)	Live and dead coral	2–12	4	0
Total			36	23.3 ± 52.7
Funzi				
Lagoon	Sand, seagrass	0–2	1	7
Gazi				
Backreef	Seagrass/sand	0–2	5	21.0 ± 5.9
Lagoon	Seagrass/sand	0–2	10	45.0 ± 28.3
Total			15	37.1 ± 26.0
Mombasa				
Reef platform	Rock, sand, coralline algae	intertidal	3	2.3 ± 4.0
Lagoon	Live/dead coral, sand	0–2	5	0.6 ± 0.9
Reef slope	Dead/live coral	5–20	4	0
Total			12	0.8 ± 2.0
Malindi				
Reef platform	Coral stands, seagrass, sand	intertidal	2	0
Lagoon	Dead/live coral, sand	0–12	4	7.5 ± 5.4
Reef slope	Dead/live coral	3–12	3	0
Submerged reef crest	Dead/live coral	3–5	2	0
Total			11	2.7 ± 4.8
Grand Total			75	19.2 ± 40.2

and Malindi, or on reef slope sites in Malindi, Mombasa and Shimoni.

In general, the mean densities of pearl oysters declined with depth (Table 2). The pooled densities in the intertidal zone and 0–5 m depth, were, however statistically similar ( $\chi^2 = 0.230$ ,  $P = 0.631$ ). The densities in 5–10 m and >10 m, were also statistically similar ( $\chi^2 = 0.0296$ ,  $P = 0.863$ ). The densities in the intertidal zone and 0–5 m depth were significantly higher than densities at 5–10 m and > 10 m depth ( $P < 0.05$ ). Comparisons of

densities in study sites within the study areas show that densities in the lagoon and backreef in Gazi bay were not significantly different ( $\chi^2 = 0.038$ ,  $P = 0.845$ ). Similarly, densities in the intertidal reef platform and the channel in Shimoni were not significantly different ( $\chi^2 = 3.696$ ,  $P = 0.054$ ).

Thirty oysters were collected in Malindi within 11 belt transects. The mean density of oysters in Malindi was  $2.7 \pm 4.8$ , and was the second-lowest, after Mombasa. The oysters were attached on branches of dead *Acropora* to 5 m depth and on

**Table 2. Densities per 100 m<sup>2</sup> of pearl oysters, *Pinctada margaritifera*, in the intertidal zone, 0–5, 5–10 and > 10 m depth in study areas (numbers of specimens are given in parentheses)**

Depth	Malindi	Mombasa	Gazi	Funzi	Shimoni	Total
Intertidal zone	0 (2)	2.3 ± 4.0 (3)	–	–	105.3 ± 97.8 (6)	58.0 ± 87.9 (11)
0–5 m	7.3 ± 6.6 (3)	0.6 ± 0.9 (5)	37.1 ± 26.0 (15)	7 (1)	9.8 ± 7.3 (14)	21.9 ± 22.8 (33)
5–10 m	4.0 ± 5.6 (4)	0 (2)	–	–	4.4 ± 4.5 (10)	2.4 ± 3.8 (19)
> 10 m	0 (2)	0 (2)	–	–	4.6 ± 3.4 (6)	3.0 ± 3.6 (12)
Total	3.3 ± 5.1 (11)	1.0 ± 2.2 (12)	37.1 ± 26.0 (15)	7 (1)	12.2 ± 13.4 (36)	14.9 ± 20.0 (75)

*Montipora* branches in deeper water between 5 and 12 m. Belt transects in the reef slope and on a submerged reef dominated by dead and live *Montipora* yielded no pearl oysters in Malindi.

A total of 452 oysters were collected in 15 transects in two sites within Gazi Bay. The mean population density within a current-swept channel and the adjacent *Thalassodendron ciliatum* seagrass bed ( $45.2 \pm 28.7$ ) was higher than in the sheltered back reef site ( $21.0 \pm 5.9$ ) in Gazi Bay. However, the difference was not significant ( $\chi^2 = 0.038$ ,  $P = 0.893$ ). Over 78% of the oysters within the channel and adjacent lagoon were attached to seagrass stems and blades while the rest were attached to live and dead shells, mainly *Arca tetragona*, *Barbatia decussata*, *Isognomon isognomum*, *Septifer bilocuralis*, and *Perna viridis*. The bottom substrate at the back reef site was sandy, covered by *Gymnodicea* ssp. and scattered coral outcrops. The oysters in this site were attached on the coral, dead ark shell and mussels shells, the honeycomb oyster, *Hyostissa hyostis* and the tree oysters *I. isognomum* and *I. normalis*. A few of the large individuals were loose on the sandy bottom.

Shimoni had the second-highest oyster abundance ( $12.2 \pm 13.4$ ) among the areas surveyed. Pearl oysters were most abundant ( $158 \pm 69.6$ ) in an intertidal reef flat site, south of Wasini Island in Shimoni, abysed on bare rock, the mussel *S. bilocuralis* and the *I. isognomum*. However, two transects and extensive searches carried out in the exposed intertidal reef platform in Kisite Island, in Mombasa and Malindi yielded no oysters. The sheltered back reefs and the Wasini channel in Shimoni also had relatively high oyster densities ( $9.8 \pm 17.2$  and  $6.0 \pm 3.5$  respectively). The oysters here were found on soft corals, bare rock and on *H. hyostis*. In the channel, a moderate density of oyster ( $6.5 \pm 4.1$ ) was found, between 5 and 15 m depth. The pearl oysters here were attached to bare rock and the tree oysters *I. isognomum* and *I. normalis*, and on large sponge colonies.

Mombasa had one of the lowest oyster densities ( $0.8 \pm 2.0$ ). The oysters were attached on bare rock, and dead and live coral in the subtidal zone and on bare rock in the intertidal zone. The seven oysters found in the one belt transect in the Funzi Bay were all attached to the blades of the seagrass *Enhalus*

*accoloides*. Belt transects within the lagoons in Diani, Vipingo, Kanamai and Diani repeatedly yielded no oysters. Another oyster species, the wing oyster *Pteria penguin*, was found in channels in Shimoni and Mombasa attached to bare rock. *Pteria chinensis*, another wing oyster species, occurred in aggregates of three or four, attached to live hard and soft corals and sponges in Malindi, Mombasa and Shimoni.

## Population structure

The size frequency distribution of the blacklip pearl oysters in the surveyed areas is shown in Fig. 2. The dominant size class of the population in Malindi was 10–19 mm, while the 20–39 mm DVM size class dominated in Shimoni, Gazi and Funzi. Relatively high numbers of oyster of less than 10 mm occurred in Malindi and Shimoni, while oysters larger than 60 mm occurred in Gazi and Shimoni. The size range of a sample of pearl oyster shells from Norshad Enterprise, a shell dealer in Mombasa, was between 69.5–105 mm. Four percent of the oysters collected during the survey were more than 70 mm DVM.

The coefficient of variation of the size data in the study areas was relatively higher in Mombasa (86.7 %) and Shimoni (61.7 %) due to the presence of a few large individuals. The mean sizes ranged from  $18.4 \pm 7.2$  in Malindi to  $36.6 \pm 20.7$  in Shimoni. The data were not normally distributed (Kolmogorov-Smirnov test  $\chi^2 = 95.1$ ,  $P < 0.05$ ) and not homogeneous (Levene's test,  $F = 5.784$ ,  $P < 0.05$ ). Kruskal-Wallis median tests showed that the oyster sizes in Malindi were significantly smaller than in other study areas ( $P < 0.05$ ). Pearl oyster sizes in the other study areas were similar ( $P < 0.05$ ) except in Shimoni where the oysters were significantly larger than in Gazi Bay ( $\chi^2 = 4.575$ ,  $P = 0.032$ ).

Figure 3 shows the size frequency distribution of oysters in the intertidal zone, 0–5, 5–10 m and > 10 m depth. The size class 40–60 mm dominated oysters sampled in the intertidal zone, while the 0–5 m depth range was dominated by the 20–40 mm size class. Oysters bigger than 60 mm occurred within the intertidal zone and 0–5 m depth range. The mean sizes of pearl oysters in the study areas and different depths are shown in Table 3.

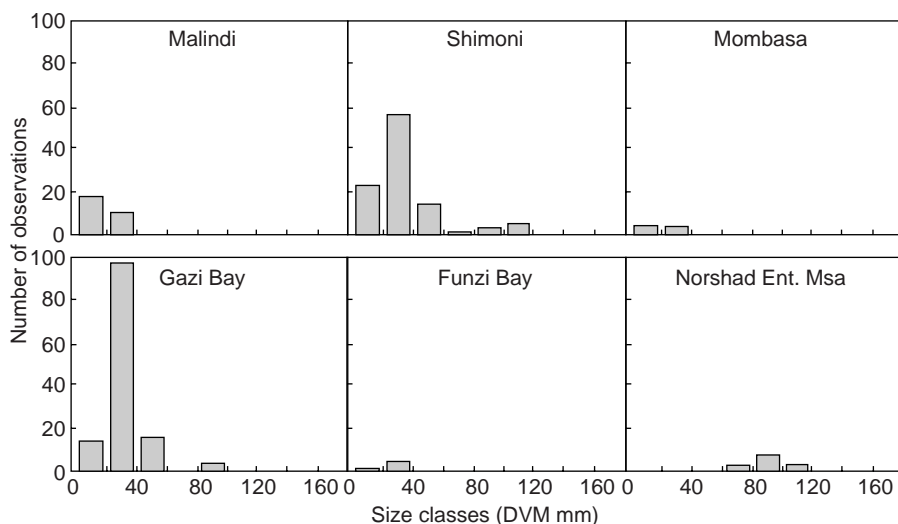


Fig. 2. Size frequency distribution of the blacklip pearl oysters, *Pinctada margaritifera* L in Malindi MP (n = 30), Shimoni (n = 147), Mombasa MP and MR (n = 14), Gazi (n = 147) and Funzi (n = 7) and Norshad Enterprises, Mombasa (n = 14)

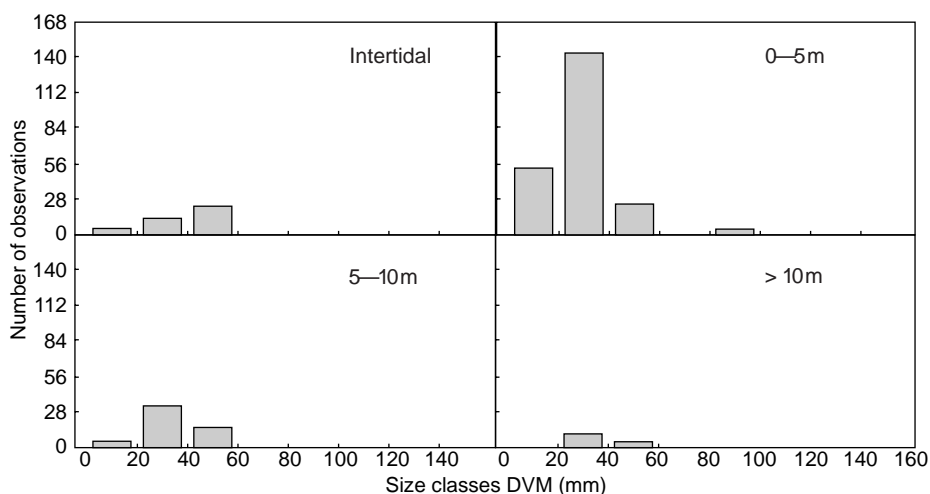


Fig. 3. Size frequency of the blacklip pearl oyster *Pinctada margaritifera* L 1758 in the intertidal zone (n = 47), 0-5 (n = 227), 5-10 (n = 55) > 10 m (n = 17) depth (pooled data for all the study areas)

Overall, depth significantly influenced the size of oysters. The difference in sizes of oysters collected from the intertidal zone, 0-5 m, 5-10 m, and > 10 m depth was significant (pooled data  $\chi^2 = 22.45$ ,  $P < 0.05$ ). Paired comparisons of the combined data show that oysters from the intertidal zone were larger than those collected in the other depth ranges ( $P < 0.05$ ). Oysters at 0-5 m depth were significantly smaller than those at 5-10 depth ( $\chi^2$

= 11.91,  $P = 0.001$ ). Although the mean size of pearl oysters from 0-5 m depth ( $30.6 \pm 16.8$ ) was lower than that of oysters from > 10 m depth ( $34.1 \pm 25.0$ ), the difference was not statistically significant ( $\chi^2 = 1.58$ ,  $P = 0.208$ ) because of the large size variation especially in the oysters from > 10 m depth. The difference in oyster sizes within the depth ranges 5-10 m and > 10 m was also not significant ( $\chi^2 = 0.69$ ,  $P = 0.405$ ).

**Table 3. Mean sizes (DVM) of blacklip pearl oyster (*Pinctada margaritifera* L.) at various depths within the study areas ( $\pm$  SD and number in parentheses)**

Depth (m)	Study area					Total
	Malindi	Mombasa	Gazi	Funzi	Shimoni	
Intertidal	–	27.7 $\pm$ 10.9 (7)	–	–	436.6 $\pm$ 25.2 (40)	43.7 $\pm$ 24.5 (47)
0–5 m	16.4 $\pm$ 4.9 (22)	35.0 $\pm$ 26.5 (9)	32.3 $\pm$ 12.3 (108)	23.2 $\pm$ 5.4 (7)	32.4 $\pm$ 21.9 (81)	30.6 $\pm$ 16.8 (227)
5–10 m	24.0 $\pm$ 9.7 (8)	46.7 (1)	–	–	36.8 $\pm$ 13.4 (46)	37.1 $\pm$ 13.4 (55)
> 10 m	–	148 (1)	–	–	32.3 $\pm$ 9.7 (16)	34.1 $\pm$ 25.0 (17)
Total	18.4 $\pm$ 7.2 (30)	36.0 $\pm$ 31.4 (18)	32.3 $\pm$ 12.3 (108)	23.2 $\pm$ 5.4 (7)	36.6 $\pm$ 20.7 (183)	33.4 $\pm$ 18.9 (346)

**Table 4. Percentage of females in 10 mm classes of the blacklip pearl oyster (*Pinctada margaritifera* L.) in natural substrate, boat moorings and a jetty fouling in Gazi and Shimoni (number of individuals in parentheses)**

Place	Substrate	% females in size class						M:F
		10–19	20–29	30–39	40–49	50–59	60–69	
Gazi	Natural substrate	0 (6)	15.8 (17)	54.5 (22)	58.3 (12)	66.7 (3)	0 (0)	1.3 : 1
	Mooring fouling	9.0 (11)	11.1 (36)	18.5 (27)	40.0 (5)	0 (0)	0 (0)	4.5 : 1
Shimoni	Natural substrate	0 (5)	9.2 (24)	61.5 (26)	39.5 (13)	42.9 (7)	50.0 (2)	1.3 : 1
	Mooring fouling	0 (6)	12.5 (16)	14.3 (21)	53.8 (13)	25.0 (4)	50.0 (2)	3.1 : 1
	Jetty fouling	0 (0)	50.0 (2)	12.5 (8)	26.7 (15)	26.7 (15)	61.5 (13)	1.9 : 1

The two largest blacklip pearl oysters, measuring 148 mm and 154 mm DVM, were collected on the reef slope at a 20-m depth in Mombasa and at a 15-m depth in Diani respectively. The largest *Pt. penguin* was 235 mm and the largest *Pt. chinensis* was 105 mm; both were collected in Shimoni.

### Sexual maturity and sex expression

Sexual maturity occurred before the oysters reached 40 mm DVM. Over 91% of the samples examined were mature. Oysters expressing female sex ( $37.9 \pm 9.7$ ) were significantly bigger than those expressing male sex ( $34.7 \pm 15.1$ ) ( $P = 0.0013$ ). The proportion of females in the samples increased progressively with increasing size, indicating sex change from male to female (Table 4). Of all the 331 oysters examined, only three were hermaphrodite. The size class 10–19 mm was predominantly male (one female out of 27). Overall, the male sex expression was dominant. The mean size and M : F ratio of oyster samples from the natural substrate in Gazi and Shimoni

were approximately the same. The expression of the female sex in samples from nearby moorings rope (with about 15 individuals on a metre of 25-mm diameter rope), and the jetty fouling (approximately 15 individuals on 10 m<sup>2</sup> on the jetty struts and underside) was suppressed, compared to the natural population. Female sex expression was three times higher in the natural oyster population in Shimoni backreef than on boat mooring fouling about a km away, although the mean sizes of both populations were similar ( $34.1 \pm 11.3$  and  $34.5 \pm 11.5$  respectively). The M : F ratio of the oysters from the Shimoni jetty was moderate because the mean size ( $51.1 \pm 11.7$ ) was bigger than the natural substrate population and on mooring fouling.

## DISCUSSION AND CONCLUSIONS

### Pearl oyster occurrence and distribution

Our study has established that the blacklip pearl oyster is widely distributed throughout the Kenya coast. Population concentrations occurred in

sheltered lagoons, channels and bays. Considerable stocks exist in the sheltered areas in Gazi, Malindi and Shimoni. The oysters were present in low densities in Kanamai, Vipingo and Mombasa. Occurrence in the reef slopes and on offshore reefs within the study sites was very low.

This is the first report of the occurrence in the Kenya coast of the wing oyster, *Pteria penguin*, a large shallow water oyster species with potential for pearl culture (Uwate et al., 1984). The species was encountered in channels deeper than 5 m, in Shimoni and Mombasa. It is harvested for its shell in the Solomon Islands (Philipson, unpubl. data) and is also cultured for pearls in the Fiji Islands, Borneo (Wada, 1973) and Thailand (Saraya, 1982). *Pteria chinensis* occurred in Mombasa, Malindi and Shimoni.

## Abundance

The abundance of blacklip pearl oysters ranged from less than one per 100 m<sup>2</sup> in Mombasa and Malindi to over 100 individuals on the reef platform in Shimoni. The variation coefficient of density within the study areas was lowest where density was high, such as at Gazi (23.8 %), compared with low density sites such as Malindi (142.1 %) and Mombasa (158.8 %). The reefs in Malindi are exposed to heavy sedimentation and low salinity due to runoff from the River Sabaki during the Northeast Monsoons which decreases recruitment, which may explain the low abundance and the smaller sizes of oysters found there. The abundance was exceptionally high on the reef platform in Shimoni especially in places where the rock substrate is covered by a mat of mussels, tree oysters, and other bivalves. The platform is low lying, exposed briefly during spring low tide and is protected from strong currents and waves by the Wasini Island. In Gazi bay, high oyster densities co-occurred with other bivalves, including mussels, ark shells and tree oysters. The ecological and hydrographic conditions that favour high oyster densities also favour high densities of these bivalves.

The abundance of oysters is higher in the intertidal zone and shallow subtidal depth range (0–5 m). This is not surprising because larvae of marine bivalves tend to be concentrated near the water surface, e.g. Gallagher et al., (1996). Pearl

oysters settle more abundantly in shallow water less than 6 m depth (Tomaru et al., 1999). The abundance of oysters per 100 m<sup>2</sup>, in depths of less than 10 m, is markedly higher in this study than in the Cook Islands atoll lagoons,  $2.0 \pm 4.0$ , and 0/100 m<sup>2</sup> in Penrhyn and Manihiki respectively, (Sims, 1992) and French Polynesia,  $1.0 \pm 0.8/100$  m<sup>2</sup> in Takapoto (Zanini & Salvat, 2000). The methods used in these studies were similar, but the lagoons surveyed in the Pacific are large and have high coral and hard substrate cover. The abundance observed in this study is, however, similar to those in the Andaman and Nicobar Islands in India, which ranged between 0.2 and 2/m<sup>2</sup> (Alagarwami, 1983) in depths up to 10 m and similar substrate.

## Population structure and sexual maturity

Small individuals of less than 60 mm dominated the oyster population. The relative abundance of small individuals is likely to have been underestimated during surveys, because they are more difficult to find under water than larger ones. The majority of oysters bigger than 60 mm were found in the intertidal zone and the 0–5 m depth. All the individuals of more than 100 mm DVM were collected from shallow reefs in Gazi Bay and Shimoni. However, the two largest oysters, of 148 mm and 154 mm, were collected from reef slopes at 20 m depth in Mombasa and 15 m in Diani respectively. Shell collection in Kenya is confined to the limits of skin diving by lobster and octopus fishermen (pers. observ.). Blacklip pearl oysters are found down to a 40 m depth, and it is possible that larger oysters do occur on isolated patch reefs and coral stands beyond the reef slope and the 20-m depth range of this study.

Table 5 compares the means and maximum sizes of blacklip pearl oysters reported in the Indian and Pacific Oceans. From these studies, the reported mean and maximum size of pearl oysters are higher in the Pacific Ocean than in the Indian Ocean. The fact that the mean size of oysters was higher in shallow, accessible water, than in deeper water rules out the effect of harvesting. In addition, the protected Malindi, and Mombasa Marine Parks, where harvesting is illegal, have neither higher abundance nor higher oyster sizes than non-



**Table 5. Mean and maximum sizes of blacklip pearl oysters in Kenya, the Cook Islands, French Polynesia, India and Sudan**

Place	Mean size	Size range/ maximum size	Reference
Kenya	33	14–154	This study
Cook Islands	139	10–265	Sims (1992)
French Polynesia	119	180	Zanini & Salvat (2000)
India	70–80 (mode)	34–110	Alagarwami (1983)
Red Sea	–	125.5	Elnaeim (1984)

protected areas such as Gazi Bay. The larvae of pearl oysters are pelagic with a relatively long larval life, reducing the chances of evolving local or regional sub-populations. Allozyme studies in the Pacific have shown low genetic distances among widely separated pearl oyster populations (Blanc & Durand, 1989; Durand & Blanc, 1989), supporting the assumption that the gene pool of pearl oyster populations within the Indo-Pacific Ocean is relatively homogeneous.

Environmental factors, such as temperature, salinity, currents, total particulate matter (TPM) and organic content (OC) determine growth rate in suspension feeders. The TPM in Gazi Bay is high (between 10 and 17 mg/l) but the OC is relatively low (between 16 and 25 %). Hawkins et al. (1998) determined low clearance rates in pearl oysters found in the TPM range of 10–23 g/l. The TPM is much lower in the Pacific atoll lagoons, but the OC is much higher, e.g. 0.07–1.29 mg/l TPM and 50–60 % OC in the Takapoto lagoon, in French Polynesia (Pouvreau et al., 2000a). Monthly sea surface temperatures in Gazi bay vary between 25.5 and 28 °C during the Southeast Monsoon and are 29.0 to 31.5 °C during the Northeast Monsoon, salinity ranges between 26 during the rainy season and 37 ‰ during the dry season. Air temperature on the tidal pools may rise up to 36 °C during the day (unpublished data). The physiological rates of pearl oysters are influenced by temperature. Clearance and absorption efficiency decline while respiration increases with temperature above 28 °C (Yukihira et al., 2000). Although growth rates have

not been determined yet, the shallow nearshore lagoons, characterised by high seston load, from surface and river runoff, and constant re-suspension by the strong tidal currents, of low-OC content, and the large variations in temperature and salinity, appear sub-optimal for the growth of this species.

The bulk of the oyster population was composed of small individuals, yet the majority (91.7 %) were sexually mature. The size of first maturity of pearl oysters in this study was less than 40 mm, corresponding to 3–6 months of age (pers. observ.). This age is much lower than the age of 2 years reported for natural populations (Millous, 1977), and is similar to cultured oysters in the French Polynesia (Pouvreau, 2000b).

The M : F ratio of oyster population in this study was 1.3 : 1, close to the ratio of 1.29 : 1 in Andaman and Nicobar Islands, India (Alagarwami, 1983) and 1.75 : 1 in the South China Sea (Dolgov, 1991). Although the sizes covered in these studies are different, it is evident from these studies that male sex expression is dominant in blacklip pearl oyster populations.

Their size/age composition, as well as environmental factors, determine sex expression in pearl oysters (this study, Dolgov, 1991). High density aggregates such as occur in culture (Pouvreau et al., 2000b) and in fouling of artificial substrates (Dolgov, 1991; this study) and environmental stress (Dolgov, 1991) favour male sex expression. These observations are in agreement with Pouvreau's et al. (2000b) suggestion, that adverse conditions relating to food availability and environmental stress, promote maleness in pearl oysters. Thus, a likely explanation for the early sexual maturity of oysters observed in this study, is their high density, and the relatively high amount of suspended matter of poor organic content, conditions common within shallow nearshore lagoons and channels in the East African coast.

**Acknowledgements**—We acknowledge the Director, Kenya Marine and Fisheries Research Institute, for allowing ENK to conduct this work. Dr Nyawira Muthiga inspired, and supported this work in many ways. Field and logistic support by Kenya Wildlife Service Shimoni, Mombasa and Malindi Stations is acknowledged. Mr Masudi

Juma, assisted during field work. The text benefited from invaluable comments by Ms Gladys Moragwa. This work was funded by the Netherlands Wetlands and Training Project, the VLIR-IUC-UoN Project and the Kenya Marine and Fisheries Research Institute.

## REFERENCES

- Alagarswami, K. (1983) Mariculture potential of the Andaman & Nicobar Islands, an indicative survey. The black-lip pearl oyster resource and pearl culture potential. No. **34**: 72–78.
- Alagarswami, K., Chellam, A., Victor, A.C.C., Dharmaraj, S., Velayudhan, T. S. & Gadhi, A. D. (1987) Pearl oyster resources of India. In: Alagarswami, K. (Ed.) Pearl culture. *Central Mar. Fish. Res. Inst. Bull.* **39**: 37–48.
- Bautil, H. & Boule, D. (1992) Results of SFA preliminary experiments on artificial spat collection of the black pearl oyster, *Pinctada margaritifera*. Technical Report of Seychelles Fisheries Authority. No. 020.35 pp.
- Blanc, F. & Durand, P. (1989) Genetic variability in natural bivalve populations: the case of the black-lip pearl oyster, *Pinctada margaritifera*. *La Mer*, **27**: 125–126.
- Dolgov, L. V. (1991) Sex expression and environmental stress in a mollusk, *Pinctada margaritifera*. *Invertebr. Reprod. Develop.* **20**: 121–124.
- Doroudi, M. S., Southgate, P. C. & Mayer, R. J. (1999) Growth and survival of blacklip pearl oyster larvae fed different densities of microalgae. *Aquaculture International* **7**: 179–187.
- Durand, P. & Blanc, F. (1989) Divergence genetique chez un bivalve marin tropical: *Pinctada margaritifera* (Linne, 1758). *Bull. France Zool. Soc.* **113**: 293–304.
- Elnaeim, A. G. (1984) Variability in growth of the mother of pearl oyster (*Pinctada margaritifera*) in the Red Sea, Sudan. Thesis. Dalhousie University, 120 pp.
- Friedman, J. K. & Southgate, P. C. (1999) Growout of blacklip pearl oysters, *Pinctada margaritifera* collected as wild spat in the Solomon Islands. *J. Shellfish Res.* **18**: 159–167.
- Gallager, S. M., Manuel, J. L., Manning, D. A. & O'Dor, R. (1996) Ontogenetic changes in the vertical distribution of giant scallop larvae, *Placopecten magellanicus*, in 9-m deep mesocosms as a function of light, food and temperature stratification. *Marine Biology* **124**: 679–692.
- Hawkins, A. J. S., Smith, R. F. M., Tan, S. H. & Yasin, Z. B. (1998) Suspension-feeding behaviour in tropical bivalve mollusks: *Perna viridis*, *Crassostrea belcheri*, *Crassostrea iraderi*, *Saccostrea cucullata* and *Pinctada margaritifera*. *Mar. Ecol. Prog. Ser.* **166**: 173–185.
- Inte's, A. & Coeroli, M. (1982) Le stock naturel de nacre (*Pinctada margaritifera* L.) dans l'archipel des Gambier. *Archives Oceanographiques ORSTOM Tahiti*, **82**: 2–18.
- Inte's, A., Laboute, P. & Coeroli, M. (1985) Le stock naturel de nacre (*Pinctada margaritifera* L.) dans l'atoll de Scilly (Archipel de la Societe, Polynesie Française). *Notes et Documents Oceanographiques, ORSTOM Tahiti*, No. 31: 31 pp.
- Kirugara, D., Cederlöf, U. & Rydberg, L. (1998) Wave induced net circulation in a reef fringed lagoon: Bamburi, Kenya. *Ambio* **27**: 752–757.
- McClanahan, T. R. (1988) Seasonality in East Africa's coastal waters. *Mar. Ecol. Prog. Ser.* **44**: 191–199.
- Millous, O. (1977) Etude des possibilités de production de naissain de nacre en laboratoire. CNEXO, Centre oceanologique du Pacifique, Tavavao, Tahiti, 30 pp.
- Morize, E. (1982) Le stock naturel de nacre (*Pinctada margaritifera* L.) dans l'atoll de Hikueru. *Arch. Oceanogr., ORSTOM Tahiti*, 82–03.
- Pouvreau, S., Bodoy A. & Buestel, D. (2000a) *In situ* suspension feeding behaviour of the pearl oyster, *Pinctada margaritifera*: combined effects of body size and weather-related seston composition. *Aquaculture* **181**: 91–113.
- Pouvreau, S. A., Gangnery, J., Tiapari, F., Legarde, Garnier, M. & Bodoy, A. (2000b) Gametogenetic cycle and reproductive effort of the tropical blacklip pearl oyster, *Pinctada margaritifera* (Bivalvia: Pteriidae), cultivated in Takapoto atoll (French Polynesia). *Aqua. Liv. Res.* **13**: 37–48.
- Richmond, M. D. & Rabesandratana, H. D. (1997) Mollusca. In: Richmond, M. D. (Ed.). A guide to the seashores of East Africa and the Western Indian Ocean Islands. SIDA, SAREC, Italgraf. 448 pp.
- Rodgers S. K., Sims, N. A., Sarver, D. J. & Cox, E. F. (2000) Distribution, recruitment and growth of the blacklip pearl oyster, *Pinctada margaritifera*, in Kane'ohe Bay, O'ahu, Hawai'i. *Pacific Science* **54**: 31–38.
- Samoiys, M. (1981) Kenya coast shell survey. Wildlife Planning Unit, Nairobi. (Manuscript).
- Saraya, A. (1982) Country Reports: Thailand. In: Davy, F.B. & Graham, M. (Eds) Bivalve culture in Asia and the Pacific. International Research Development Centre, Ottawa. pp. 73–78.
- Sims N. A. (1992) Abundance and distribution of the black-lip pearl oyster, *Pinctada margaritifera*, in the Cook Islands, South Pacific. *Australian J. Mar. Freshw. Res.* **43**: 1409–1421.

- Sims N. A. (1993) Pearl oysters. In: Wright, A. & Hill, A. (Eds). Nearshore resources of the South Pacific. Honiara (Solomon Islands), Suva (Fiji): Forum Fisheries Agency (FFA) Institute of Pacific Studies (IPS). Singapore National Printers.
- Southgate, P. C., Beer, A. C., Duncan, P. F. & Tamburii, R. (1998) Assessment of the nutritional value of three species of tropical microalgae and a yeast based diet for larvae of the blacklip pearl oyster, *Pinctada margaritifera* (L.). *Aquaculture* **162**: 247–257.
- Southgate, P. C. & Beer, A. C. (1997) Hatchery and early nursery culture of the black-lip pearl oyster (*Pinctada margaritifera* L.). *J. Shellfish Res.* **16**: 561–567.
- Taylor J. J., Southgate, P. C., Wing, M. S. & Rose, R. A. (1997) The nutritional value of five species of microalgae for spat of the silver-lip pearl oyster, *Pinctada maxima* (Jameson) (Mollusca: Pterridae). *Asian Fish. Sci.* **10**: 1–8.
- Tomaru Y., Kawataba, Z., Nakagawa, K. & Nakano, S. (1999) The vertical distribution of pearl oyster *Pinctada fucuta martensii* spat in Uchiumi Bay. *Fisheries Science* **65**: 358–361.
- Uwate, K. T., Kunatuba, P., Raobati, B. & Tenakanai, C. (1984) A review of aquaculture activities in the Pacific Island region. Pacific Islands Development Program, East-West Center, Honolulu. 538 pp.
- Wada, K. (1973) Modern and traditional methods of pearl culture. *Underwater Journal*, **5**: 21–28.
- Yukihira, H., Lucas, J. S. & Klumpp, D. W. (1998) Comparative effects of microalgal species and food concentration on suspension feeding and energy budgets of the pearl oyster *Pinctada margaritifera* and *P. maxima* (Bivalve: Pteriidae). *Mar. Ecol. Prog. Ser.* **171**: 71–84.
- Yukihira, H., Lucas, J. S. & Klumpp, D.W. (2000) Comparative effects of temperature on suspension feeding and energy budgets of the pearl oysters *Pinctada margaritifera* and *P. maxima*. *Mar. Ecol. Prog. Ser.* **195**: 179–188.
- Zanini, J. M. & Salat, B. (2000) Assessment of deep water stocks of pearl oysters at Takapoto Atoll (Taumotu Archipelago, French Polynesia). *Coral Reefs* **19**: 83–87.

