

Catches in 'ghost fishing' set nets

M. J. Kaiser^{1,*}, B. Bullimore², P. Newman², K. Lock², S. Gilbert²

¹Ministry of Agriculture, Fisheries & Food, DFR, Fisheries Laboratory, Conwy, LL32 8UB, United Kingdom

²Countryside Council for Wales, Skomer Marine Nature Reserve, Fisherman's Cottage, Martin's Haven, Marloes, Pembrokeshire SA62 3BJ, United Kingdom

ABSTRACT. Both trammel and gill nets are used to catch marine fishes and crustaceans around the British Isles. Their use is controversial in areas where there is a risk of incidental catches of seabirds or marine mammals. An additional concern is the fate and fishing capabilities of nets when they are lost either as a result of bad weather or when they are damaged by mobile fishing gear. Few, if any, studies have ascertained for how long or effectively these lost nets continue to fish, more commonly termed 'ghost fishing'. Two types of fixed gear, a gill and trammel net, were set by a commercial fisherman ca 1000 m offshore from a rocky coastal area in southwest Wales, UK. One end of each net was cut free to simulate net loss. The nets were then allowed to fish continually for 9 mo, during which time they were surveyed by divers recording catches by direct observation, still photography and video camera survey. Several hours after both nets had been set, a large number of dogfishes were caught, causing the nets to collapse. Within 1 d, 2 commercial crustacean species, spider crabs *Maja squinado* and brown crabs *Cancer pagurus*, were attracted to the dead and decomposing fishes. Many of these animals also became trapped in the netting and were fed upon by their conspecifics and other scavengers. Some of these crustaceans also became entangled and died, producing a sequence of captures throughout the observation period. Catch rate began to decline within a few days of the initial deployment, probably related to a decline in the effective fishing area. The results indicate that lost nets could continue to catch commercial crustacean species for at least 9 mo after initial loss.

KEY WORDS: Set net · 'Ghost fishing' · Catch-rate · Crustaceans · Fishes

INTRODUCTION

In recent years, nature conservation concern over the use of monofilament net fisheries has largely centred on the incidental entanglement of marine mammals, seabirds (Read & Gaskin 1988, Lien et al. 1989, Salzman 1989, Northridge 1992, Waring 1994) and elasmobranchs (Berrow 1994). In addition, entanglements may reduce financial returns for fishermen by lowering capture efficiency and by destruction of net materials. As a result, various studies have investigated methods of reducing incidental catches of mammals and seabirds (Au & Jones 1991, Struhsaker 1994). Incidental catches are reported when nets are retrieved or when strandings occur on the shore. However, many nets, particularly those set on the seabed, are lost as a result of bad weather or when they are damaged by

mobile fishing gears towed through them. Once lost, these nets may continue to fish, a phenomenon termed 'ghost fishing'. The number of nets lost annually and their potential to affect marine life is currently unknown. Nevertheless, some North American fishermen have undertaken clean-up programmes to reduce the number of ghost fishing nets in the Greenland halibut fishery (Bech 1995). Most studies of incidental captures in set nets have been concerned with gill nets fished near the surface of the water. Conversely, very few studies have examined 'ghost fishing' bottom set gill and trammel nets (Carr et al. 1992).

In northern Europe, bottom set gill and trammel nets are used to catch demersal fish species such as sole *Solea solea*, turbot *Scophthalmus rhombus*, and thornback ray *Raja clavata*, and crustaceans such as spider crabs *Maja squinado* (Potter & Pawson 1991, Gray 1995). Gill nets trap fish by their gill opercula or fin rays as they try to swim through the meshes, whereas trammel nets have a larger outer mesh and an inner

*E-mail: m.j.kaiser@dfm.maff.gov.uk

fine mesh layer in which animals become tangled. The nets are usually fished in sections ca 90 m long, anchored to the bottom at either end and marked with a surface buoy. This paper reports observations made over a 9 mo period of simulated ghost fishing trammel and bottom set gill nets.

METHODS

The experimental site was located ca 1000 m off-shore in St. Bride's Bay, southwest Wales, UK (51° 45' N, 05° 15' W), where commercial tangle netting for *Maja squinado* occurs. The water depth ranges from 12 to 14 m below chart datum. The seabed comprises bedrock outcrops interspersed with patches of sand and shell, gravel, cobbles and small boulders. The site is moderately exposed to southwesterly wave swell with light to moderate tidal streams. A bottom set gill net and a trammel net were set in series with the tide by a commercial fisherman on 4 July 1995. Divers then cut one end of each net free to simulate net loss. For survey purposes, each net was marked at 5 m intervals by a strip of black tape that ran from the headline to the footrope. Each net was surveyed by divers using underwater video cameras and direct observation, recording net dimensions and catches during a 9 mo period (Table 1). Apart from the addition of tags to identify animals trapped in the nets (below), the nets were left completely undisturbed by the divers until they were finally hauled on 27 February 1996.

Although it would have been desirable to have studied replicate nets, given the resources available and the physiological restrictions of diving, it was not possible to study more than one of each net in detail.

Nets. Each net was 90 m long and constructed of 0.4 mm monofilament nylon. Gill nets had standard 100 mm diameter meshes whereas trammel nets had inner mesh dimensions of 100 mm with 600 mm diameter outer meshes. The gill and trammel net had a 3 and 2.7 m headline height respectively.

It was anticipated that as the catch increased the dimensions of the net would change with time. On each sampling date (Table 1) divers measured the maximum vertical height of each section of the nets (± 5 cm) at the black tape markers (gill $n = 17$, trammel

$n = 18$) using a tape measure (Fig. 1). It soon became apparent that the height of the net varied greatly between the markers, and that the spread of the net across the seabed may be important. Hence, after the third survey, vertical height and horizontal spread were measured at each headline float (gill $n = 43$, trammel $n = 64$).

Catch rate and total catch. Catches over a 24 h period were measured on each of 6 occasions. Divers recorded the number of each species caught in the net at the start and end of a 24 h period. To avoid counting the same animal on consecutive dives, each animal was tagged with cable ties or metal tags and its identity recorded. This system of tagging also allowed the number of new animals caught in the net since the previous survey to be ascertained on each of the 6 sampling dates. As the time between sampling dates was approximately 3 to 4 wk, this figure does not take account of some animals that were consumed or decomposed within this time, and hence is a conservative estimate.

RESULTS

Both nets caught large numbers of elasmobranchs which took approximately 3 wk to decompose or to be

Table 1 Sampling schedule for the gill and trammel nets. Note that the 24 h catches estimated at 99 and 134 d after deployment were estimated over 48 h

Date	Days after deployment	Net measurement Black tape Headline floats	Total catch	24 h catch
4 Jul 1995	0	•		
5 Jul 1995	1		Gill	
6 Jul 1995	2		Trammel	Gill
7 Jul 1995	3			Trammel
25 Jul 1995	21	•	Gill & trammel	
26 Jul 1995	22			Gill & trammel
15 Aug 1995	42	•		
16 Aug 1995	43		Gill & trammel	
17 Aug 1995	44			Gill & trammel
30 Aug 1995	57	•		
12 Sep 1995	70	•	Gill & trammel	
13 Sep 1995	71			Gill & trammel
22 Sep 1995	80	•		
11 Oct 1995	99	•	Gill & trammel	
13 Oct 1995	101			Gill & trammel
1 Nov 1995	120		Gill & trammel	
15 Nov 1995	134		Gill & trammel	
17 Nov 1995	136	•		Gill & trammel
27 Feb 1996	238		Nets retrieved	

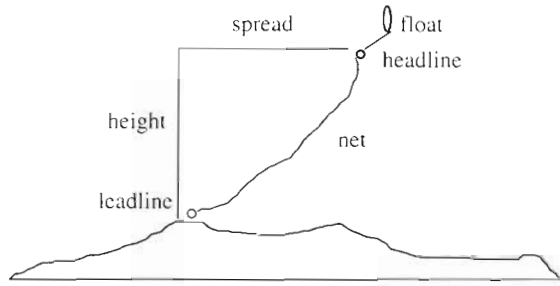


Fig. 1 Diagrammatic cross-section of the set nets, showing the dimensions of the net measured by the divers

consumed. Diver observations revealed that gadoids were consumed within 72 h; hence it was not possible to tell how many were caught throughout the observation period, and our estimates may be conservative. Initially, both the gill and trammel nets caught more fishes than crustaceans (Fig. 2). However, by the second observation period, the crustacean catch exceeded that of fishes in both nets and was greatest 43 d after initial deployment (Fig. 2, Table 2).

The catch per 24 h period declined with an increasing number of days after deployment for both nets (Fig. 3). The catch of fish approached zero 70 and 22 d after deployment for the gill and trammel net respectively. This result is somewhat misleading, as some previously unrecorded fishes were found in both nets on consecutive sampling dates (Table 2). However, after the initial period, fish captures were less frequent

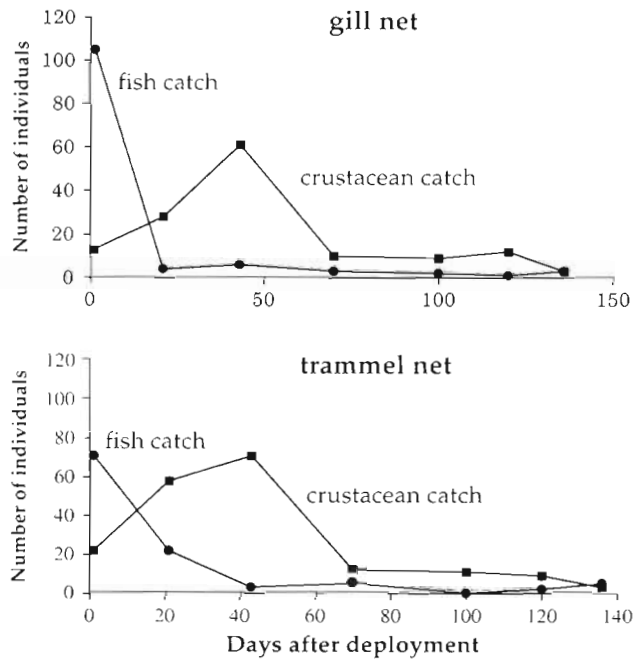


Fig. 2. Observed catch of fishes and crustaceans in the gill and trammel net captured between successive observations. The first data point occurred 24 and 48 h after initial deployment for the gill and trammel net respectively

(<1 fish per day). The catch per 24 h for crustaceans remained higher than that for fishes for both nets throughout the study (Fig. 3, *t*-test of slopes: gill net, *t* = -3.18, *p* < 0.025; trammel net, *t* = -5.25, *p* < 0.003).

Table 2. Total catch of each taxon/species caught since the previous sampling occasion in either the gill or the trammel net

Taxon	Days after deployment						
	1	21	43	70	99	120	134
Gill net							
<i>Hommarus gammarus</i>		2					
<i>Maja squinado</i>	6	20	49	4	4	2	
<i>Cancer pagurus</i>	3	4	7	3	4	4	3
<i>Necora puber</i>	4		5	3	1	6	
<i>Scyliorhinus canicula</i>	63	4	4	2	2	1	3
<i>Scyliorhinus stellaris</i>	32						
<i>Mustelus mustelus</i>	7		1				
Gadidae	3		1	1			
<i>Phalacrocorax aristotelis</i>				3			
Total	118	30	67	16	11	13	6
Trammel net							
<i>Maja squinado</i>	22	42	61	4	4	3	3
<i>Cancer pagurus</i>		5	5	3	4	1	
<i>Necora puber</i>		11	5	4	2	5	
<i>Scyliorhinus canicula</i>	57	14	3	4		2	1
<i>Scyliorhinus stellaris</i>	9	3		1			4
<i>Mustelus mustelus</i>		5					
Gadidae		5					
Total	93	80	74	16	10	11	8

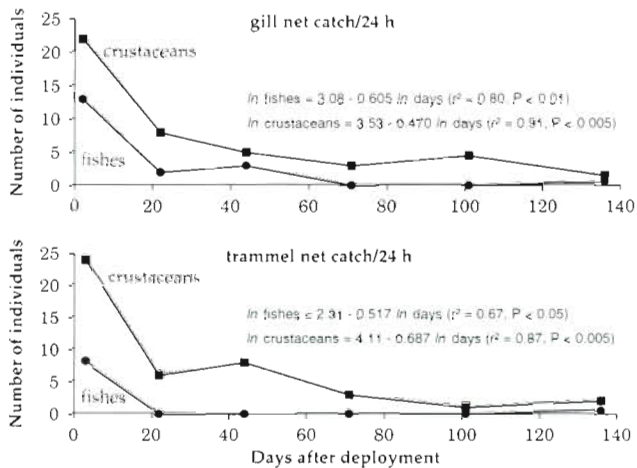


Fig. 3. Daily (24 h) catch rate for the gill and trammel net. Significant relationships were found between catch rate and time after \ln transformation of the data

The decrease in catch rate with time for both fishes and crustaceans was described by significant regression equations for both gears (Fig. 3). Extrapolating from the regression equations (Fig. 3), we estimate that the gill net had caught 226 fish after 70 d and 839 crustaceans after 136 d, whereas the trammel net had caught 78 fish after 22 d and 754 crustaceans after 136 d. However, it is impossible to verify these figures without daily observations of each net.

The spider crab *Maja squinado* and the dogfish *Scyliorhinus canicula* were the 2 species most commonly caught in both nets. All of the crustaceans caught in the nets are known to scavenge carrion. In addition, a variety of other scavengers aggregated to feed on the decomposing bodies of animals trapped in the nets; these included the echinoderms *Asterias rubens*, *Marthasterias glacialis*, *Ophiothrix fragilis* and *Echinus esculentus*. Three diving birds, shags *Phalacrocorax aristotelis*, were captured in the gill net between 43 and 70 d after initial deployment.

Poor weather prevented diver observations between November 1995 and recovery of the nets in February 1996. On retrieval, both nets were found to be severely damaged. Both the ground rope and headline were intact, but the netting had formed clumps around headline floats. Nevertheless, both nets had continued to fish with 2 *Cancer pagurus* and 1 *Necora puber* in the gill net, and 1 *C. pagurus*, 11 *N. puber* and 1 *Scyliorhinus canicula* in the trammel net. Interestingly, 2 *Maja squinado*, which had been tagged at the last observation date, were still alive after >102 d in the net.

After deployment, the nets rapidly collapsed from a mean headline height of 1.71 to 0.31 m for the gill net and from 1.23 to 0.08 for the trammel net (Fig. 4). The

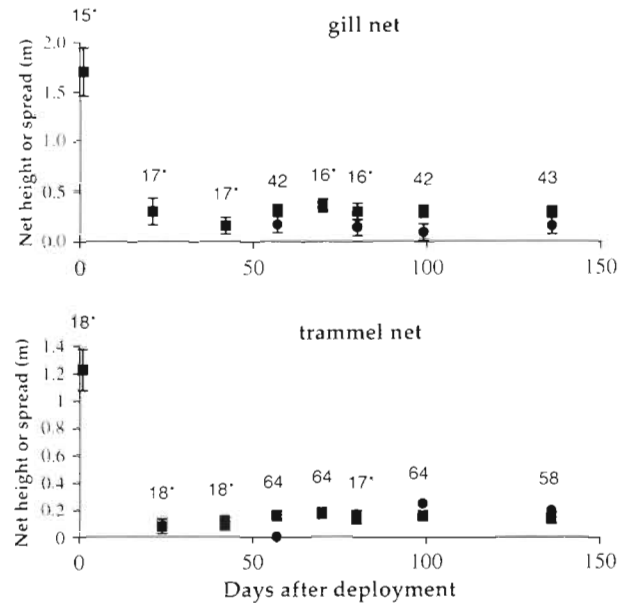


Fig. 4. Decrease in the mean (± 1 SEM) net headline height (■) and spread (●) with time. Net spread was only measured after the third sampling occasion. The number of headline measurements is shown above each data point. Initially height was only measured at the black tapes (*); thereafter it was measured intermittently at each headline float. Towards the end of the observation period the number of measurements tended to decrease as the end of the nets began to roll up

lowest height of the nets coincides with the highest catches of crustaceans (Table 2, Fig. 4, but note that the first headline height was measured before the first catch was recorded). There was a significant relationship between headline height and fish catch for the gill net:

$$\text{no. of fishes caught} = -17.2 + 70.6 \text{ net ht (m)} \\ (r^2 = 0.97, p < 0.005)$$

Although a similar relationship existed for the trammel net, the intercept was not significant:

$$\text{no. of fishes caught} = -1.6 + 57.8 \text{ net ht (m)} \\ (r^2 = 0.87, p < 0.005, \text{intercept } p = 0.75)$$

No such relationship existed between the catch of crustaceans and headline height.

Towards the end of the experiment the free end of the nets began to roll up, effectively reducing the total length of each net by 5 to 10 m.

DISCUSSION

It is important to remember that our study represents the observations from only 2 nets which were set in specific circumstances and environmental conditions. Had the nets been set at another locality or on another

date, the initial and subsequent catches may have been entirely different. It is not possible to control for these factors in a realistic experiment; nevertheless, the trends revealed in the present study are probably applicable to most 'ghost-fishing' nets, although the time-scale of events will undoubtedly differ.

Despite the high profile of incidental catches in set nets, we could find only one other study that has examined catches in simulated lost nets (Carr et al. 1992). As in our study, Carr et al. (1992) reported that a bottom set gill net continued to fish even when the vertical profile of the net had been reduced, and that species composition changed with time.

Initially, fish were the main catch in both the gill and the trammel net (Table 2). The large catch caused the nets to collapse, at which time, under normal conditions, they would be retrieved. In this case, however, we were interested in changes in catch rate with time in a situation where the nets had been lost. Crustaceans rapidly replaced fishes as the main component of the catch, with the largest numbers caught 21 to 43 d after loss (Table 2). Fishermen normally bait pots designed to catch lobsters and crabs with dead fish; hence it is not surprising that the decomposing bodies of fishes attracted scavenging crustaceans to the nets. The feeding activities of these animals release more odours, thus accelerating the attraction process (Ramsay et al. 1997). In addition, many of the crustaceans that gathered to feed also became entangled in the net and died; hence the net was continually replenished with 'bait'. Eventually, 70 d after deployment, the catch rate of crustaceans had also diminished (Fig. 2). The decomposing bodies of conspecifics is known to act as a deterrent to many species, unless they are nearing starvation (McKillup & McKillup 1995, Moore & Howarth 1997). The reduction of catch rate was probably linked to the reduction in net size and degree of entanglement, as the free end of the net became rolled up towards the end of the observations (Fig. 4). On rocky ground, lost nets are more likely to become snagged on protruding rocks, maintaining the shape of the net for longer, whereas those lost over a smooth seabed would probably roll up more quickly.

In addition to crustaceans, starfish *Asterias rubens* and *Marthasterias glacialis*, and sea urchins *Echinus esculentus* were observed feeding on carrion in the nets. Starfishes are voracious scavengers that rapidly aggregate in areas of fishing disturbance where injured and moribund animals are found (Kaiser & Spencer 1996, Ramsay et al. 1997). Large aggregations of *Ophiothrix fragilis* were observed swarming around and over the bodies of dead fishes, a phenomenon previously unobserved. However, in this case it is impossible to tell if these aggregations occurred in response to food derived from the bodies of decaying fishes.

Our study is not truly representative of normal fishing practices, as fishermen would normally use tangle nets with large meshes to catch *Maja squinado* in the area of our study. However, the logistics of diving observations necessitated the use of a site with easy access in relatively shallow water. Despite this, these observations provide a useful indication of the likely sequence of events following net loss, although time-scales and catch composition will vary according to location. The gill net caught 3 shags, presumably as they were hunting for their prey. This is unlikely to occur in bottom set nets offshore in deep water; however this remains a potential problem when lost nets are brought closer inshore by wave and tidal action and may also vary seasonally according to the breeding habits of birds such as auks (Alcidae) (Teixeira 1986).

Most studies to date conclude that the catch rate of fishes declines as the net collapses under the weight of catch or as result of tidal action (Carr et al. 1992). However, the longevity of monofilament means that even a collapsed net can fish for up to 2 yr (May 1976). The total catch of animals during the entire life of a net may be considerable (present study) but will certainly depend upon the local fauna present, habitat type and environmental conditions such as tidal currents and weather.

Acknowledgements. This study was partly funded by the European Commission, Contract No. 94/095. The authors are grateful to 2 anonymous referees for their constructive comments.

LITERATURE CITED

- Au WWL, Jones L (1991) Acoustic reflectivity of nets: implications concerning incidental take of dolphins. *Mar Mamm Sci* 7:258–273
- Bech G (1995) Retrieval of lost gillnets at Ilulissat Kangia. NAFO Sci Coun Res Doc 1995 no. 95/6
- Berrow SD (1994) Incidental capture of elasmobranchs in the bottom-set gill-net fishery off the south coast of Ireland. *J Mar Biol Assoc UK* 74:837–848
- Carr HA, Blott AJ, Caruso PG (1992) A study of ghost gillnets in the inshore waters of southern New England. In: MTS '92: Global Ocean Partnership. Marine Technology Society, Washington DC, p 361–367
- Gray MJ (1995) The coastal fisheries of England and Wales, Part III: a review of their status 1992–1994. Fisheries Research Technical Report No. 100, Ministry of Agriculture, Fisheries & Food, Directorate of Fisheries Research, Lowestoft
- Kaiser MJ, Spencer BE (1996) Behavioural responses of scavengers to beam trawl disturbance. In: Greenstreet SPR, Tasker ML (eds) Aquatic predators and their prey. Blackwell Science, Oxford, p 117–123
- Lien J, Stenson GB, Hsun-Ni I (1989) A review of incidental entrapment of seabirds, seals and whales in inshore fishing gear in Newfoundland and Labrador: a problem for

- fishermen and fishing gear designers. In: Proceedings of the 1988 World Symposium on Fishing Gear and Fishing Vessel Design. Newfoundland and Labrador Inst of Fisheries and Mar Tech, St. John's, Newfoundland, p 67–71
- May EW (1976) Lost gill-net retrieval experiment. Environment Canada, Fisheries and Marine Service, Industrial Development Branch, St John's, Newfoundland
- McKillup SC, McKillup RV (1995) The responses of intertidal scavengers to damaged conspecifics in the field. *Mar Fresh Behav Physiol* 27:49–57
- Moore PG, Howarth J (1997) Foraging by marine scavengers: effects of relatedness, bait damage and hunger. *J Sea Res* (in press)
- Northridge SP (1992) An updated world review of interactions between marine mammals and fisheries. FAO Doc Tech Peches no. 251
- Potter ECE, Pawson MG (1991) Gill netting. Laboratory Leaflet 69, Ministry of Agriculture, Fisheries & Food, Directorate of Fisheries Research, Lowestoft
- Ramsay K, Kaiser MJ, Hughes RN (1997) A field study of intraspecific competition for food in hermit crabs (*Pagurus bernhardus*). *Estuar Coast Shelf Sci* (in press)
- Read AJ, Gaskin DE (1988) Incidental catch of harbor porpoises by gill nets. *J Wildl Manage* 52:517–523
- Salzman JE (1989) Scientists as advocates: the point Reyes bird observatory and gill netting in central California. *Conserv Biol* 3:170–180
- Struhsaker PJ (1994) An experimental designed to test sonic devices as means of reducing marine mammal (Cetacea) by-catches in the swordfish (*Xiphius*) gillnet fishery of the northwestern Atlantic. In: MTS '92: Global Ocean Partnership. Marine Technology Society, Washington DC, p 286–292
- Teixeira AM (1986) Razorbill losses in Portuguese nets. *Sea-bird* 9:11–14
- Waring GT (1994) Spatial and temporal patterns in harbor seal entanglements in the Gulf of Maine sink gillnet fishery. *Int Councl Explor Sea, ICES CM* 1994/P: 4

This article was presented by R. N. Hughes (Senior Editorial Advisor), Bangor, UK

*Manuscript first received: August 15, 1996
Revised version accepted: October 29, 1996*