This report is not to be cited without the
acknowledgement of the source:
Netherlands Institute for Sea Research (NIOZ)
P.O. Box 59, 1790 AB Den Burg,
Texel, The Netherlands

ISSN 0923 - 3210

THE MACROBENTHIC FAUNA IN THE DUTCH SECTOR OF THE NORTH SEA IN 1991

G.C.A. Duineveld

This survey is part of the Rijkswaterstaat monitoring program. The monitoring of the macrobenthic fauna in the Dutch sector of the North Sea is a cooperation between the Tidal Water Division (Rijkswaterstaat), the Directorate North Sea (Rijkswaterstaat) and the Department of Benthic Systems (NIOZ).

Library
Netherlands Institute for Sea Research
P.O. Box
HOLLAND

NETHERLANDS INSTITUTE FOR SEA RESEARCH
Monitoring Macrofauna Dutch Sector of the North Sea

NIOZ-RAPPORT 1992 - 6

Biomonitoring North Sea-Report 1991

1. SAMENVATTING

Dit rapport bevat de resultaten van een macrobenthos bemonstering op het Nederlands Continentaal Plat (NCP) uitgevoerd in het voorjaar 1991. De bemonstering vormt een onderdeel van een lange termijn monitoring van de benthische fauna in het gebied, een initiatief van de Dienst Getijdewateren van Rijkswaterstaat. De doelstelling van dit onderzoek is om inzicht te verwerven in de temporele variaties van (bekende) macrobenthosgemeenschappen op het NCP. Uit diverse onderzoeken is gebleken dat distincte gemeenschappen onderscheiden kunnen worden na statistische bewerking van biologische inventarisaties (ICES 'North Sea Benthos Survey' 1986 (NSBS); MILZON-I & II project 1987-1990). Voor de macrobenthos bemonstering is een samenwerking tot stand gekomen tussen de Dienst Getijdewateren, de Directie Noordzee (RWS) en de afdeling Benthische Systemen van het NIOZ.

In totaal zijn 25 stations bemonsterd verdeeld over 4 raaien dwars op de Nederlandse kust en één raai parallel aan de Zeeuwse kust (Voordelta). De stations zijn geselecteerd uit lopende en eerdere (benthos) onderzoeken in het gebied met als uitgangspunt dat de meest dominante bodemtypes, dieptegradienten en faunistische gemeenschappen bedekt zijn met stations. De gegevens van deze eerste survey uit de voorgenomen lange termijn serie, zijn in dit rapport uitsluitend gebruikt om te toetsen of het netwerk van stations voldoet aan de uitgangspunten gebruikt bij de selectie. Een gedetailleerde vergelijking tussen de dichtheids- en biomassa gegevens van deze en volgende surveys, waarbij ook vroegere onderzoeken betrokken zullen worden, is gepland aan het einde van de derde survey (1993). De nadruk bij de analyse van de huidige gegevens is gelegd op de vraag of de stations representatief zijn voor de tot nu toe bekende gemeenschappen en gradienten van abiotische parameters (biomassa, diversiteit) op het NCP. De eerste twee selectie criteria (diepte, sediment) kunnen daarentegen relatief eenvoudig gecontroleerd worden aan de hand van bestaande sediment en diepte kaarten.

In navolging van eerdere benthos onderzoeken is een TWINSPAN classificatie uitgevoerd met de gemiddelde dichtheden van de soorten per station. Dit resulteerde in 4, geografisch gescheiden, stationsgroepen, waarvan zowel de positie als de karakteristieke soorten een duidelijke overeenkomst vertonen met faunistische indelingen van het NCP uit eerdere onderzoeken. In tegenstelling met de resultaten van de ICES-NSBS, is er in het huidige stationsnet een kustzone te onderscheiden terwijl er geen zgn. 'fine-sand cluster' (noordelijke Breeveertien, Dogger Bank) gevonden is. De verklaring hiervoor is dat kustzone tijdens de ICES-NSBS niet adequaat bemonsterd is terwijl het huidige monsternet de Dogger Bank en het noordelijke deel van de Breeveertien niet bedekt. De aanwezigheid van een kustzone, zoals in deze survey is gevonden, wordt bevestigd door de resultaten van de MILZON bemonstering. Het aantal kuststations laat echter niet dezelfde graad van detaillering toe als in de MILZON classificatie mogelijk was. Verdere aanwijzingen dat het gebruikte stationsnet representatief is voor de samenstelling van het macrobenthos op het NCP, zijn de overeenkomsten in het verspreidings-patroon van biomassa en soortenrijkdom tussen de huidige en voorgaande onderzoeken. Omdat elk van de benthos-gemeenschappen meerdere stations van huidige net omvat, is het mogelijk om simultane grootschalige veranderingen te registeren, hetgeen een van de doelstellingen van deze monitoring is.

Voor het vaststellen van veranderingen op kleinere geografische schaal, is een voldoende mate van homogeniteit van de stations (5 deelmonsters) vereist. Een grote heterogeniteit ten gevolge van 'patchiness', zou een reden kunnen zijn om het aantal deelmonsters per station te verhogen. Een clusteranalyse van alle deelmonsters laat echter zien dat er slechts in beperkte mate vermenging van deelmonsters van verschillende stations optreed en er dus een grote mate van homogeniteit binnen de stations blijkt te bestaan.

In de appendices zijn de op de stations aangetroffen dichtheden en biomassa's van de verschillende macrobenthossoorten weergegeven.

2. INTRODUCTION

The present report describes and discusses the results of a macrobenthic survey made in spring 1991, in the Dutch Sector of the North Sea. This survey is meant to be a part of a long term biological monitoring program of the benthic fauna in the area, an initiative of the Tidal Water Division of Rijkswaterstaat (RWS). To this end, a cooperation was established between the Tidal Water Division, the Directorate North Sea (RWS) and the Department of Benthic Systems of the Netherlands Institute of Sea Research (NIOZ) according to the contract DG-402. The common interest of the participants is to obtain an insight into the year-to-year variations of the macrobenthos and in the factors governing these fluctuations.

Until recently such information has not been available for the offshore Dutch Sector. The only existing time series of offshore North Sea macrobenthos come from limited areas near the British (Northumberland: Buchanan *et al.*, 1986) and German (German Bight: Ziegelmeier, 1978; Rachor, 1980) coast. This is in contrast to the 20-yrs series of observations on the macrofauna in the western Dutch Wadden Sea (Beukema, 1991), which revealed a significant enrichment of the benthic system during the past decades in relation to increased stocks of phytoplankton. Not only does the concern regarding effects of eutrophication give rise to a need for comparable data from offshore waters, but also the recognition that large areas in the North Sea are subject to considerable disturbance or pollution (e.g. bottom trawling, oil and gas industrial activities). Assessment of measures taken to reduce these sources of disturbance, such as closing off areas (Bergman *et al.*, 1991; MER: Anonymous, 1990; WSP: Anonymous, 1991), require insight into the normal ranges of variation of the benthic communities.

The stations for the present survey were selected from current as well as previous benthic research programs in the area. One set of stations was provided by the Tidal Water Division. At these particular stations, ongoing measurements on water and sediment quality are being conducted in the framework of a chemical monitoring program,

and, moreover, some of the stations were sampled for macrofauna on earlier occasions (Holtmann *et al.*, 1990; Aerts & Nijkamp, 1991). Interspersed with the first set is a second set of stations which have been sampled during the synoptic ICES North Sea Benthos Survey in spring 1986. The aim in compiling the station list was that they should cover the major sediment and bathymetric gradients as well as the principal faunistic zones in the area.

The discussion of the results focusses on the question how well the station network conforms to these objectives, and particularly on its capacity to reproduce the principal biotic gradients that have previously been discerned on the NCP. A more detailed comparison of the 1991 results with earlier data as well as with those to be obtained in two future surveys, will be made in 1993.

3. MATERIAL AND METHODS

Sampling and sorting of the samples was done in accordance with the prescribed standard methods for macrobenthos sampling in the Dutch Sector of the North Sea (Essink, 1991).

3.1. Sampling and sorting

The positions of the 25 sampling stations are shown in Fig. 1. At each station 5 boxcore samples (0.068 m^2 each) were taken while the ship was anchored, allowing the samples to be taken from a plot of ca. 100 m^2 surface area. The majority of the stations were sampled in the period 7/4 - 29/5/1991, except for two stations near the coast of Zeeland (VD2 & VD3) which, because of the shallow depth, could not be sampled during the main survey. These two particular stations were sampled on 22/7/1991. All samples were washed on board over a perforated sieve with 1 mm holes. The residues were preserved in a (borax) buffered solution of 4 % formaldehyde in seawater to which rose-bengal was added. In order to facilitate sorting, samples were in the laboratory washed over a set of nested sieves with the

finest mesh size being 0.5 mm. The fraction retained on the 0.5 mm sieve was sorted using 2x magnification lenses. In cases where this fraction was composed of a large volume of shell debris, it was decanted 10 times. This method efficiently removed the lighter polychaetes and crustaceans. A volumetric subsample (not less than one quarter) of the residue was inspected for remaining organisms (mainly small molluscs).

Animals were identified to species level, except for some difficult taxa such as Anthozoans and Nemertini, and counted. Sizes (nearest 0.5 mm) were only recorded for molluscs. When the individuals belonging to a species were composed of a mixture of newly settled juveniles and older animals, this was recorded. However, no discrimination between juveniles and adults has been made in the tables (Appendix 2) showing the density per species nor in any calculations for which density estimates of species were used.

3.2. Ashfree dry weight

The ashfree dry weight (AFDW) of all species was determined in one of the following ways:

- directly, by drying a sample at 60 °C for 60 hours and subsequently incinerating it at 520 °C for two hours (Duineveld & Witte, 1987)
- indirectly, by converting the (blotted) wet weight into AFDW by means of conversion factors provided by Rumohr et al. (1987). Wet weights were measured with a Mettler PJ300 balance to the nearest mg
- by means of length-AFDW relations of the form $W=a*L^b$ (W=AFDW and L=length in mm's)

The AFDW of molluscs and echinoids were calculated from length-AFDW relationships, based either on the material in the present samples or on previous data from the same season. The AFDW of polychaetes and nemertini was mainly derived from wet weight measurements, unless it concerned large-sized specimens or species with numerous indivudals.

In these cases the AFDW was determined directly. The conversion factor (AFDW/WW) used for polychaetes was 0.132 and for nemertini 0.22 (Rumohr *et al.*, 1987). Amphipods and cumaceans, which generally contribute little to the overall biomass, were assigned an average individual AFDW of 0.0005 g. A similar figure is adopted by Holtmann & Groenewold (1992) in their analysis of macrobenthos from the MILZON BENTHOS II-project in the southern North Sea. This estimate is based on direct measurements of the AFDW of the taxa in question made in the course of the MILZON I-project (van Scheppingen & Groenewold, 1990). The AFDW of all other species was determined directly.

3.3. Classification and statistics

In accordance with former reports on surveys in the investigated area (Holtmann *et al.*, 1990; Duineveld *et al.*, 1990), stations were classified into groups by means of TWINSPAN (Hill, 1979a). The input data consisted of the (untransformed) mean abundances of the species. In order to get insight in the distances between stations and TWINSPAN groups, stations were ordinated by means of DECORANA (Hill, 1979b). As an alternative for the strictly dichotomous TWINSPAN ordering, stations were also classified by means of cluster analysis (SYSTAT 4.1) on basis of Bray-Curtis dissimilarities (see Bloom, 1981; Heip *et al.*, 1988). Distances (ranked dissimilarities) between stations were calculated by means of Multidimensional Scaling (MDS; Kruskal & Wish, 1978). Cluster analysis was used as well for classification of the separate boxcore samples in order to assess the degree of homogeneity of the sampling stations.

Diversity of the samples is represented by three variables: species density (i.e. the number of species per sample), Shannon-Wiener index (H', with logarithm to the base e) and the Simpson's Index (SI) for dominance (i.e. the chance that two randomly picked individuals belong to the same species). Although it has become practice to use Hill's numbers for measuring diversity (Hill, 1973), many publications to which the present data are to be compared with, contain the classical notations. For this reason these

notations are retained in this report. Because the three diversity measures, albeit in a slightly different form, are part of the Hill series, it is possible to convert them into Hill numbers by means of the following formulas: N_0= species density, N_1= exp(H') and N_2=1/SI.

3.4. Sediment analysis

At each station shown in Fig. 1, 5 cores were extracted from intact boxcore samples for the analysis of the sediment composition (e.g. grainsize distribution, calcium carbonate and humic content). The results of the grainsize analysis (Malvern) of these samples were provided by the Tidal Water Division (Rijkswaterstaat). Two parameters were used in further analyses: the average percentage (by weight) of mud (particles < 63μm) and the average median grainsize. The latter value was calculated using the entire size range (thus including the mud fraction).

4. RESULTS

4.1. Sediment grain size

Table 1 shows the average values of median grain size and percentage mud at the different stations as well as the depth and sampling date. Low median grainsizes of about 200 μm and less, were mostly found at stations in (SM58, META2, TS100, SM30, RHC4) or near (R70, SM20, SM37) the Oyster Ground. The sediment in this area also had relatively high percentages of mud, with maximum values (15-20 %) occurring at the Frisian Front area (META2, TS100). Elevated mud contents (1-5 %) in combination with relatively low median grainsizes (< 250 μm), were found at some coastal stations, viz. R3, N2, and VD4. The coarsest sand (median > 300 μm) was found at stations R50, N10, N30, and the two southernmost offshore stations W30 and W70.

4.2. Sample classification

To get a quick insight into the homogeneity of the sampling stations, the individual boxcore samples were all subjected to a cluster analysis using the complete linkage criterion. The advantage of using complete linkage in this case is that it tends to produce small, globular clusters. The dark entries in the matrix in Fig. 2 mark the stations with dislocated samples mixed in one cluster. Of the samples taken in the Oyster Ground, those belonging to stations SM30, SM58 and RHC4 were merged in three clusters. The same happened to samples belonging to the coastal stations N2 and SM1, those of stations N30 and VD1 and those of stations N50 and W30.

4.3. Station classification

Stations were classified in order to see how well they represented previously distinguished faunistic zones, since it was on this basis that some of the stations were selected. Fig. 3 shows the divisions made by TWINSPAN as well as the characteristic species ('indicators' and 'preferentials') belonging to each branch. The dichotomous divisions were not continued beyond the second level because at lower levels single stations were split off. Table 2 summarizes the average values of the principal abiotic and biotic parameters for the four clusters.

Although all stations have ultimately been assigned to one of the four clusters, some stations were categorized as 'borderline' cases (see Hill, 1979b) by TWINSPAN. An intermediate position was held by station SM20 at the first division level (groups 1 and 2 vs. 3 and 4), and station VD1 at the second (right-hand) division (group 3 and 4). Despite these borderline stations, the station groups correspond reasonably well with specific geographical areas (Fig. 4). This is most explicit for stations belonging to the groups 1 and 2, all of which are located in the Oyster Ground. Station group 3 is mainly composed of coastal stations, except for TS30. The remaining group (4) comprises stations situated further offshore in the Southern Bight, one station

from the Dogger Bank (SM37), and one coastal station, viz. VD2. The DECORANA ordination in Fig. 5, more fully reveals the relation between the sampling stations. Two axes appear to be sufficient to adequately describe the main structure of the dataset, with the first axis separating the Oyster Ground stations and the second axis separating the coastal from the offshore stations. The arrangement of the stations along the first axis in Fig. 5 also shows that stations R70, SM20 and, to a lesser degree SM37, hold a somewhat intermediate position between Oyster Ground and the other stations. These particular stations, situated at the boundary between the Oyster Ground with muddy sediment and areas with pure sand, have sediments with a percentage mud ranging from 1.7 to 10.5% (Table 1). As a consequence of their location in combination with the sediment type, the stations contain some species, although with low densities, typical for the muddy sand habitat. This explains their position near the stations of group 2 in Fig. 5.

Cluster analysis of the stations produced a slightly more complicated pattern (Fig. 6) with stations R70 and SM37 being linked to the group of Oyster Ground stations. Moreover, some coastal and offshore stations appear to be merged into a separate cluster. Nevertheless, some of the general features of the TWINSPAN classification can also be recognized in the cluster dendrogram, i.e. a cluster composed of Oyster Ground stations, another of coastal stations and one of offshore stations. Fig. 7 shows the (dissimilarity) distances between the stations in a 3-dimensional space derived by Multidimensional Scaling. This method more clearly distinguishes the group of coastal stations (left corner of the diagram) from offshore stations. The group of Oyster Ground stations can be discerned as short spikes located among the other two groups.

4.4. Distribution of biomass, diversity and species

The stations at which species have been found as well as their full Latin names are given in Appendix-1. The basic

data on species density, biomass and diversity are presented in Appendix-2. The distribution patterns of some significant community parameters are depicted in Figs. 9-11. Total biomass (Fig. 8) was found to be relatively high in the Oyster Ground and along the coast. The high levels in the former area (META2 and RHC4) are due mainly to *Amphiura filiformis*, *Callianassa subterranea* and the incidental occurrence of *Mya truncata*. In the coastal zone, bivalves (*Ensis* spp., *Spisula*) and *Echinocardium cordatum*, account for the major part of the biomass. The high biomass at SM20 is due exclusively to *Echinocardium cordatum*.

Fig. 9 shows that highest values for species density (i.e. number of species per boxcore sample) were found at the northern stations, including station SM37 which belongs to the group of offshore stations (group 4 in Figs 3 & 4). Dominance (Simpson's index; Fig. 10) does not show a very distinctive geographical pattern and Shannon-Wiener's diversity (Fig. 11) even less. Relatively high dominance values (i.e. low diversity) were found at coastal stations where molluscs (SM1 and VD4: *Spisula*) or polychaetes (VD3: *Lanice*) accounted for the majority of the individuals, and at station TS30 where the small polychaete *Spiophanes bombyx* was numerically dominant. In spite of their low species density, the offshore southern stations along the Noordwijk (N) and Walcheren (W) transect, showed low values for species dominance.

5. DISCUSSION

The cluster analysis of the individual boxcore samples (Fig. 2) revealed a high degree of homogeneity for the majority of the sampling stations. There seems, therefore, no major reason for increasing the number of replicates to counterbalance patchiness.

One criterion for selecting stations for the present survey was that they should cover the major faunistic zones that had been previously described for the area. Because density and distribution of the present stations does not completely match the ones in previous surveys in the

southern North Sea, the present data cannot be expected to fully reproduce the cluster patterns that were found earlier. Elements in the present classification that correspond to those reported by Duineveld *et al.*(1990) are the Oyster Ground cluster with the ophiuroid *Amphiura filiformis* as characteristic species, and an offshore cluster with *Ophelia limacina* being one of the diagnostic species. A third, 'fine-sand', cluster that was distinguished by Duineveld *et al.* (op. cit.), comprised two coastal stations, some stations north of the Broad Fourteens and all stations on the Dogger Bank proper. This cluster was characterized by the bivalve *Tellina fabula* and the amphipod *Urothoe poseidonis*. The same two species appear among the ones being distinctive for the present group (3) of stations from near the coast. This coastal zone was, however, represented by only two stations in the ICES North Sea Benthos Survey while in the present survey the northern part of Broad Fourteens and Dogger Bank are poorly covered. Van Scheppingen & Groenewold (1990), who made a detailed study of the macrofauna along the Dutch coast and part of the Broad Fourteens, found *Urothoe poseidonis* to be characteristic for the transition zone between offshore and nearshore stations and *Tellina* more so for the nearshore stations. A comparison of the dominant species from the coastal stations found in this study with the list of 'indicator' species given by Van Scheppingen & Groenewold (1990), shows that the present coastal station group (3) can be regarded as a mixture of their nearshore and transition stations.

More detailed information on the distribution of benthic assemblages in the Oyster Ground and the adjacent southern area, comes from an additional survey conducted in the framework of the 1991 MILZON-BENTHOS II project aimed at obtaining fine-scale information about the macro- and meiobenthic communities (Holtmann & Groenewold, 1992). By incorporating selected stations from the present survey into a classification of the dense network of MILZON stations, it could be shown that the macrofauna from stations TS100 and META2 (group 1), and stations SM58 and SM30 (group 2), indeed belonged to two different macrofaunal clusters in the

Oyster Ground. In the area south of the Oyster Ground, Holtmann & Groenewold (1992) distinguish two station groups, viz. one characterized by the echinoid *Echinocyamus pusillus* to which station R50 belongs, and another characterized by *Tellina* to which stations TS30 and also R70 were assigned. This position of station R70 contrasts with the classification in Fig. 3. According to Appendix 2, the macrofauna at station R70 comprises elements of both the Oyster Ground fauna (e.g. *Amphiura*) and the fauna of sand habitats (e.g. *Tellina*, *Urothoe*), as illustrated by the intermediate position of R70 in the DECORANA diagram in Fig. 5. The allocation of station R70 to any cluster will, therefore, remain disputable.

Apart from these minor differences, all of the major faunistic zones hitherto described from the southern North Sea appear to be represented in the present set of stations. Further support for this conclusion comes from the general agreement between the distribution patterns of biomass and species density. The pattern of total biomass in Fig. 8 resembles the one found during the ICES North Sea Benthos Survey in 1986, with relatively high biomass values concentrated in and around the Oyster Ground and depressed values in the offshore part of the Southern Bight (see Duineveld *et al.*, 1990; Heip *et al.*, 1992). Maximum biomass values were found in the coastal zone, mainly due to the bivalves *Spisula* (SM1, VD4), *Ensis* (VD3) and *Donax* (TS4), with in addition *Echinocardium* at stations TS4 and VD3. Van Scheppingen & Groenewold (1990) likewise reported the presence of dense patches of molluscs and echinoids with corresponding high biomass levels close to the coast. Because in some areas, relatively rare species (e.g. *Arctica islandica* in the Oyster Ground, *Ensis spp.* in the Southern Bight) with heavy individuals can have a inordinate effect on total biomass, some caution is advised when making future detailed analyses of biomass fluctuations at single stations.

The pattern of species density also fits well with the pattern found in 1986, with significantly higher values at the northern (Oyster Ground) stations. The constancy of this distinctive pattern indicates that species density can be

regarded as characteristic for habitats of dimensions larger than single stations (see also Duineveld *et al.*, 1990; Heip *et al.*, 1992). For the other two measures of diversity, i.e. Shannon-Wiener diversity (H') and Simpson's dominance, more erratic patterns were found. Heip *et al.* (1992) report a significant increase in Hill's N_1 diversity (=exp(H')) with increasing latitude on basis of results from the ICES-NSBS. This relation, however, applies to a much wider area (i.e. including the central and northern North Sea) than the presently investigated one. Among the assemblages south of Dogger Bank, no clear differences in N_1 diversity were found during the ICES-NSBS (see Künitzer *et al.*, 1992). The same holds for Simpson's dominance as shown by Duineveld *et al.* (1990). Only north of Dogger Bank a distinct decrease in dominance (increase in diversity) was found. In the area of the present investigation, these two diversity measures seem, therefore, to be useful only for recording changes on a local (station) scale. It should furthermore be noted that the Shannon-Wiener index has been shown to be rather sensitive to the occurrence of rare species (Peet, 1974). This fact should be taken into consideration when comparing data from different years and sources.

6. SUMMARY

This report presents and discusses the results of a macrobenthic survey on 25 selected stations in the Dutch Sector of the North Sea in spring 1991. The survey is part of a long-term monitoring program, an initiative of the Tidal water Division of Rijkswaterstaat, which aims at obtaining insight in the yearly fluctuations in the structure and standing stock of the macrozoobenthic assemblages in the area. Being the first survey of a time-series, the main emphasis in the analysis was put on resolving the question whether the results from the 25 stations are representative for the southern North Sea macrofauna as previoulsy described by the ICES 'North Sea Benthos Survey' (1986) and the MILZON-Benthos program (1988-1992). It was found that the present network of stations

indeed encompasses the principal assemblages and gradients of biotic parameters (biomass, species density) that were discerned by the former studies. This result provide a base for monitoring future developments of the macrobenthos in the southern North Sea by means of the present sampling scheme.

7. ACKNOWLEDGEMENTS

The author wishes to thank the captain, crew and personnel of Rijkswaterstaat on board of the R.V. 'Holland' for their assistance during the cruise and G.J. van Noort (NIOZ) for his effort in sorting the samples.

8. REFERENCES

Aerts, L.A.M., H. Nijkamp, 1991. Biomonitoring van macro- en meiofauna in de zuidelijke Noordzee. Najaarsbemonstering 1990: soorten en dichtheden macrofauna. SBNO Rapport: 1-8.

Anonymous, 1990. Milieu-effectrapport. Lozing oliehoudende mengsels vanaf mijnbouwinstallaties op zee. Ministerie van Economische Zaken, Directoraat voor Energie, Directie Voorlichting. 172 pp.

Anonymous, 1991. Watersysteemplan Noordzee 1991-1995. Concept-ontwerp-plan. Ministerie's van VROM, EZ, LNV en V&W. 87 pp.

Bergman, M.J.N., H.J. Lindeboom, P.H.M. Nelissen, H. Nijkamp, M.F. Leopold, 1991. Beschermde gebieden Noordzee - noodzaak en mogelijkheden-. NIOZ-Rapport 1991-3: 1-195.

Beukema, J.J., 1991. Changes in composition of bottom fauna of a tidal flat area during a period of eutrophication. Marine Biology, 111: 293-301.

Bloom, S.A., 1981. Similarity indices in community studies: potential pitfalls. Mar. Ecol. Prog. Ser., 5: 125-128.

Buchanan, J.B., R. Brachi, G. Christie, J.J. Moore, 1986. An analysis of a stable period in the Northumberland

benthic fauna, 1973-1980. J. mar. Biol. Ass. U.K., 66: 659-670.

Duineveld, G.C.A., P.A.W.J. de Wilde, A. Kok, 1990. A synopsis of the macrobenthic assemblages and benthic ETS activity in the Dutch Sector of the North Sea. Neth. J. Sea Res., 26: 125-138.

Duineveld, G.C.A., H.J. Witte, 1987. Report on an intercalibration exercise on methods for determining ashfree dry weight of macrozoobenthos. ICES CM 1987/L:39: 1-6.

Essink, K., 1991. Bemonstering an analyse van macroscopische bodemfauna van de Voordelta en de Noordzee (Nederlands Continentaal Plat). Getijdewateren Standaard Voorschrift, Dienst Getijdewateren, 1991: 1-9.

Heip, C., P.M.J. Herman, K. Soetaert, 1988. Data Processing, evaluation and analysis. In: R.P. Higgins & H. Thiel (Eds.) Introduction to the study of meiofauna. Smithsonian University Press, Washington and London: 197-231.

Heip, C., D. Basford, J.A. Craeymeersch, J.-M. Dewarumez, J. Dörjes, P. de Wilde, G. Duineveld, A. Eleftheriou, P.M.J. Herman, U. Niermann, P. Kingston, A. Künitzer, E. Rachor, H. Rumohr, K. Soetaert, T. Soltwedel, 1992. Trends in biomass, density and diversity of North Sea macrofauna. ICES J. mar. Sci., 49: 13-22.

Hill, M.O., 1973. Diversity and evenness: a unifying notation and its consequences. Ecology, 54: 427-432.

Hill, M.O., 1979a. TWINSPAN - a FORTRAN program for arranging multivariate data in an ordered two-way table by classification of the individuals and attributes. Ithaca: Cornell University, New York: 1-90.

Hill, M.O., 1979b. DECORANA - a FORTRAN program for detrended correspondence analysis and reciprocal averaging. Ithaca: Cornell University, New York: 1-52.

Holtmann, S.E., Y.C.M. van Scheppingen, A. Groenewold, 1990. Biomonitoring van het zoobenthos in de zuidelijke Noordzee voorjaar 1990. Deelrapport MILZON Benthos: 1-15.

Holtmann, S.E., A. Groenewold, 1992. The distribution of the zoobenthos on the Oyster Ground, Frisian Front,

Vlieland Ground and Terschellinger Bank. Milzon-Benthos II Report. 20 pp.

Kruskal, J.B., M. Wish, 1978. Multidimensional scaling. Sage Publications, Beverly Hills, California.

Künitzer, A., D. Basford, J.A. Craeymeersch, J.-M. Dewarumez, J. Dörjes, G.C.A. Duineveld, A. Eleftheriou, C. Heip, P. Herman, P. Kingston, U. Niermann, E. Rachor, H. Rumohr, and P.A.J. de Wilde, 1992. The benthic infauna of the North Sea: species distribution and assemblages. ICES J. mar. Sci., 49: 127-143.

Peet, R.K., 1974. The measurement of species diversity. Ann. Rev. Ecol. Syst., 5: 285-307.

Rachor, E. 1980. The inner German Bight - an ecological sensitive area as indicated by the bottom fauna. Helgolander Meeresunters., 33: 522-530.

Rumohr, H., T. Brey, S. Ankar, 1987. A compilation of biometric conversion factors for benthic invertebrates in the Baltic Sea. Baltic Marine Biology Publ.,9: 1-56.

Scheppingen, Y. van, A. Groenwold, 1990. De ruimtelijke verspreiding van het benthos in de zuidelijke Noordzee. De Nederlandse Kustzone overzicht 1988-1989. MILZON-BENTHOS Rapport nr. 90-03: 1-27.

Ziegelmeier, E., 1978. Macrobenthos investigations in the eastern part of the German Bight from 1950-1974. Rapp. P.-v. Réun. Cons. Int. Explor. Mer, 172: 432-444.

Table 1. Average values of median grainsize (in μm), percentage mud (<63μm) (n=5) and depth (m) as well as date of sampling of the 25 stations visited during the 1991 survey. Sediment data for stations VD2 and VD3 are missing.

STATION	Median Grain μm	Perc. Mud	DEPTH m	DATE
R3	160	1.2	12	23/04/91
R50	354	0.5	31	23/04/91
R70	215	2.0	34	24/04/91
SM58	147	7.2	42	24/04/91
TS4	210	0.4	13	22/05/91
TS30	216	0.3	26	28/05/91
META2	106	21.3	37	28/05/91
TS100	93	16.9	50	29/05/91
SM30	112	7.6	46	25/04/91
RHC4	142	6.1	40	25/04/91
SM37	187	1.7	25	25/04/91
SM1	226	1.7	19	06/05/91
META1	247	0.6	27	06/05/91
SM20	139	10.5	32	25/04/91
N2	220	4.8	16	15/04/91
N10	324	1.0	19	15/04/91
N30	331	0.9	23	16/04/91
N50	276	0.4	30	07/05/91
N70	281	0.4	33	26/04/91
VD4	202	2.5	12	07/05/91
VD3				22/07/91
VD2				22/07/91
VD1	253	0.5	12	07/04/91
W30	325	0.4	33	07/04/91
W70	390	0.4	45	08/05/91

Table 2. Mean values of abiotic and biotic parameters for each of the 4 TWINSPAN clusters (see Fig. 3). The values between brackets are the coefficients of variation (=s.d./mean).

TWINSPAN-CLUSTER	1	2	3	4
No. of stations	2	3	9	11
Median Grainsize µm	99.5 (0.09)	133.7 (0.14)	226.4 (0.21)	274.5 (0.29)
Perc. Mud	19.1 (0.16)	7.0 (0.11)	1.6 (0.97)	1.8 (1.75)
Depth m	43.5 (0.21)	42.7 (0.07)	16.1 (0.31)	31.3 (0.19)
No. species per core	30.9 (0.03)	30.9 (0.26)	14.6 (0.25)	17.2 (0.41)
Shannon-Wiener diversity	2.120 (0.32)	2.105 (0.15)	1.665 (0.26)	2.125 (0.18)
Simpson's dominance	0.237 (0.47)	0.230 (0.33)	0.317 (0.61)	0.174 (0.54)
No. individuals.m^{-2}				
Crustaceans	279 (0.26)	217 (0.50)	569 (0.97)	289 (1.14)
Echinoderms	1188 (0.64)	1544 (0.14)	49 (0.86)	94 (0.98)
Molluscs	2460 (1.30)	1395 (0.30)	1175 (1.42)	75 (1.01)
Polychaetes	556 (0.02)	654 (0.15)	1343 (1.81)	628 (0.96)
Miscellaneous	58 (0.42)	370 (0.99)	27 (0.69)	400 (3.00)
TOTAL	4543 (0.89)	4178 (0.22)	3163 (0.88)	1487 (1.18)
Biomass g AFDW.m^{-2}				
Crustaceans	6.2 (0.57)	1.9 (1.08)	0.3 (1.43)	0.7 (2.11)
Echinoderms	14.7 (1.19)	16.1 (0.24)	10.2 (1.04)	6.6 (1.56)
Molluscs	1.0 (1.29)	8.3 (1.46)	25.2 (1.24)	0.9 (1.66)
Polychaetes	11.7 (0.49)	2.5 (1.00)	5.6 (1.24)	2.1 (1.00)
Miscellaneous	1.2 (0.71)	2.4 (0.81)	0.5 (0.68)	0.6 (2.84)
TOTAL	34.9 (0.50)	31.1 (0.57)	41.8 (0.87)	10.9 (1.00)

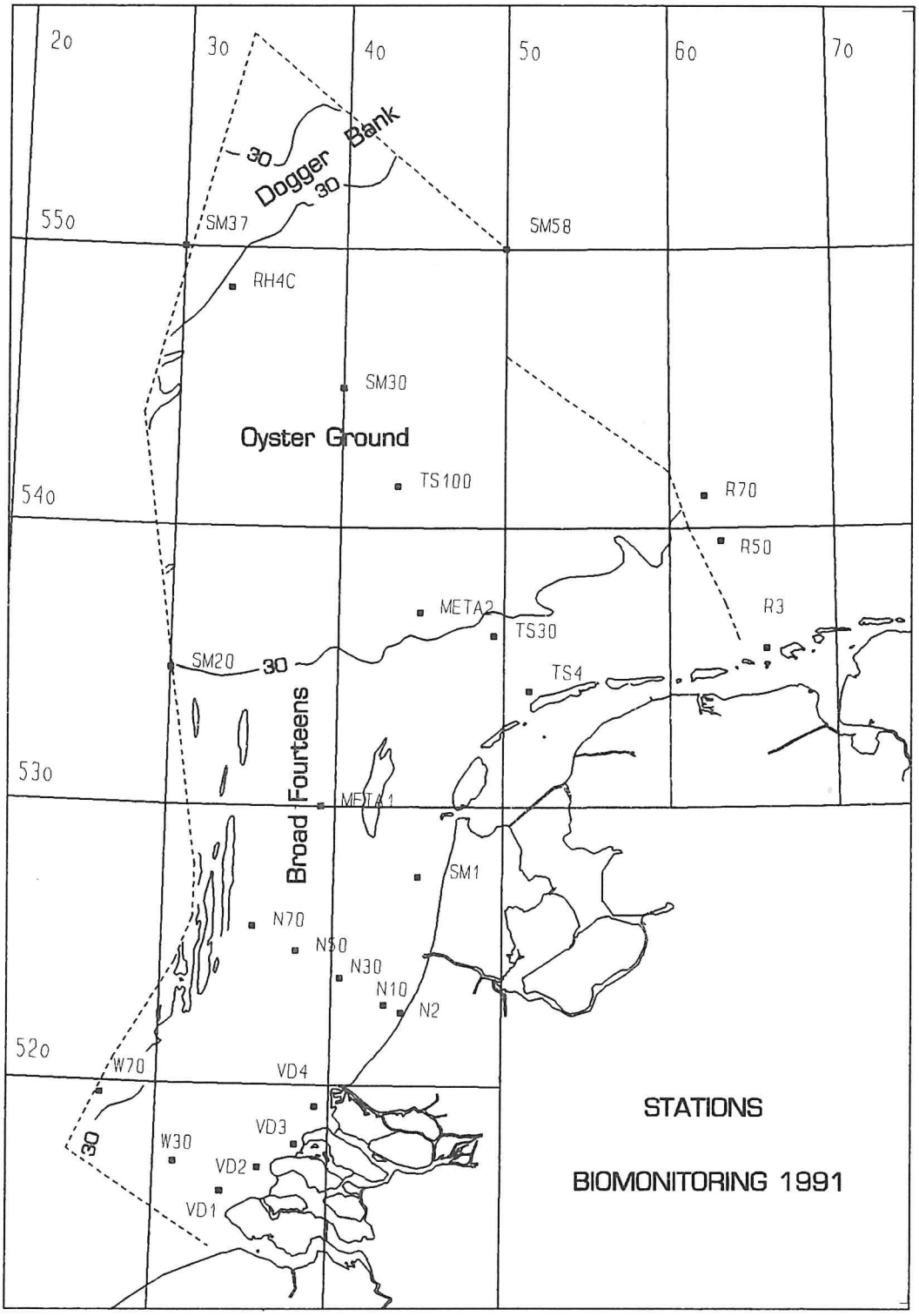

Fig. 1. Positions of sampling station visited during the survey in spring 1991.

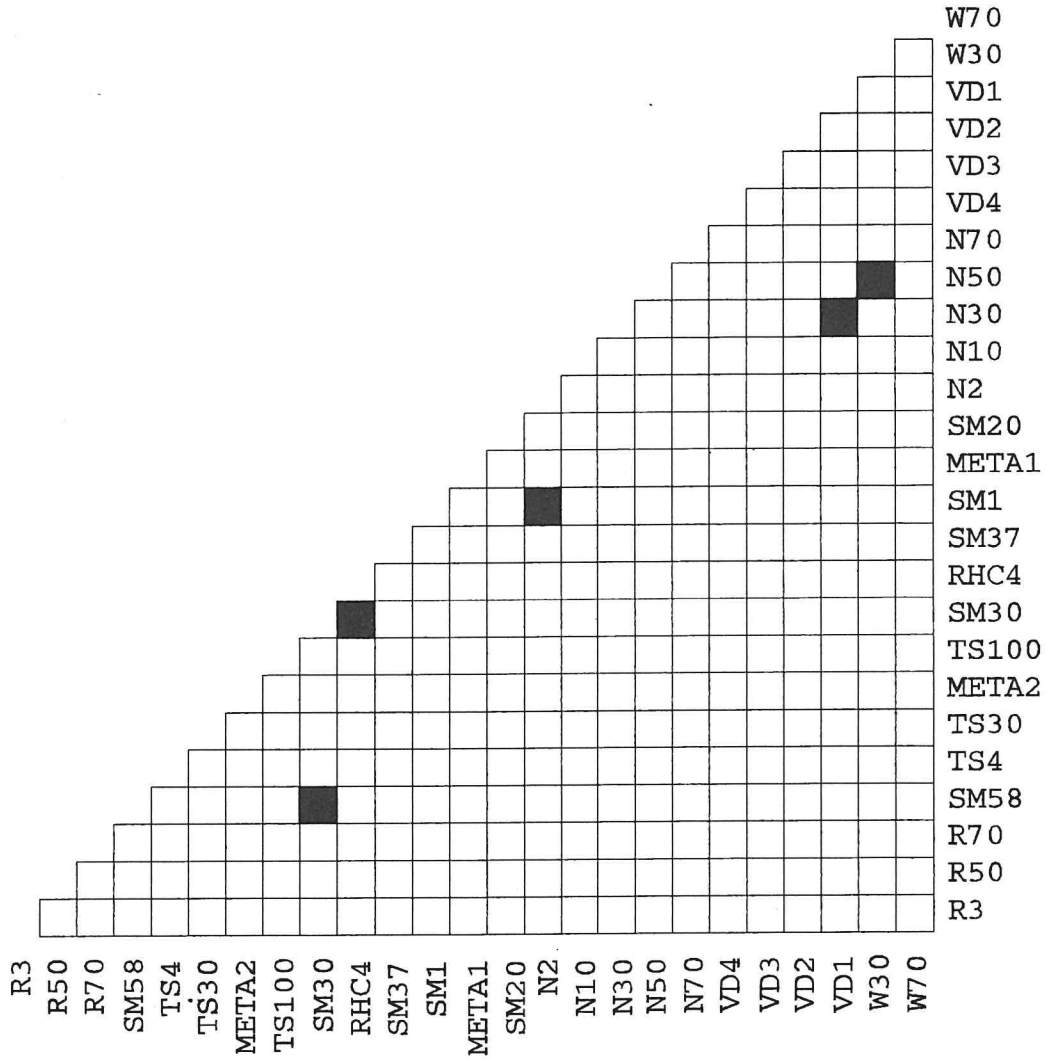

Fig. 2. Matrix showing stations (dark entries) of which samples were merged in one cluster after cluster analysis of the individual boxcore samples.

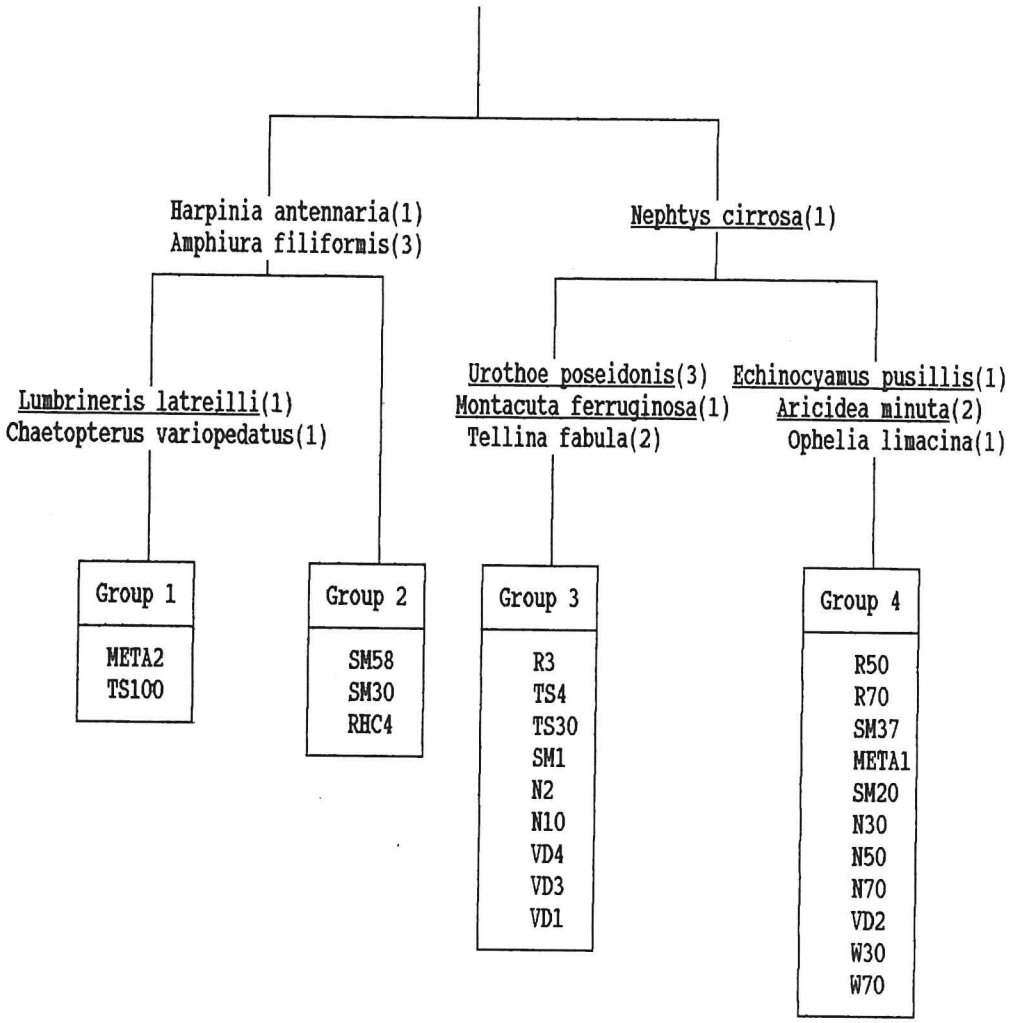

Fig. 3. Division of the stations by TWINSPAN. Indicator (underlined) and preferential species belonging to each branch are shown. Values in brackets denote density class of the species (1=1-5, 2=5-50, 3=50-500 ind. per boxcore).

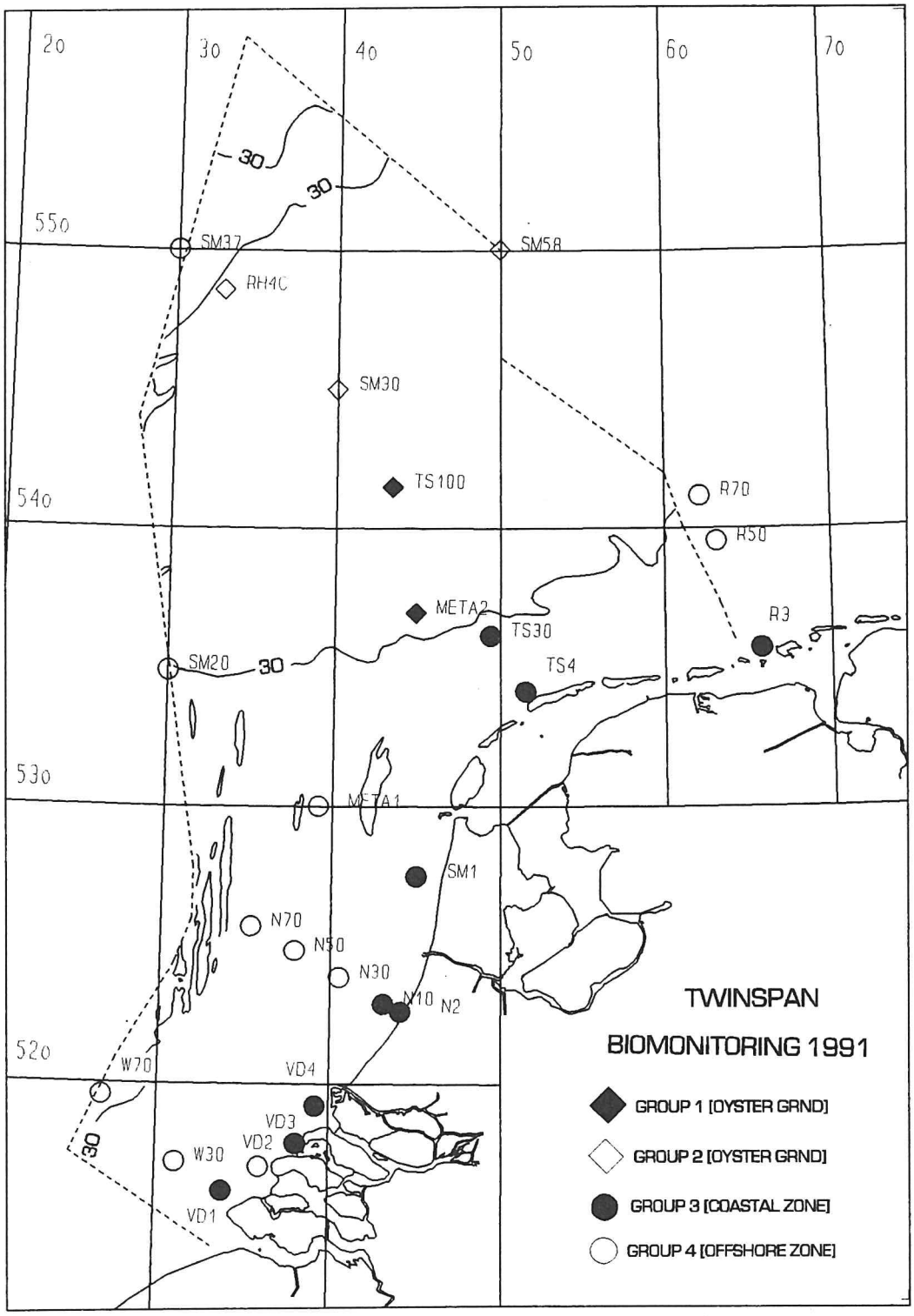

Fig. 4. Distribution of the TWINSPAN station groups. Numbers of the TWINSPAN groups are the same as in Fig. 3.

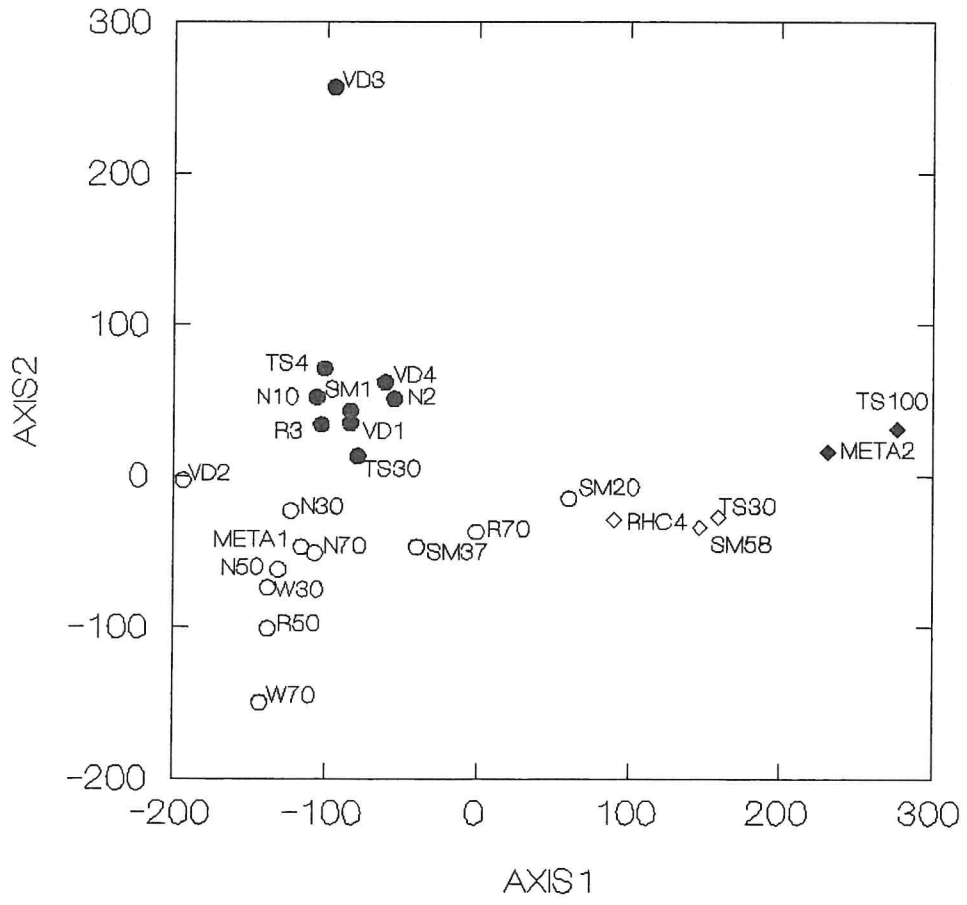

Fig. 5. DECORANA ordination of the stations along the two major axes (1 and 2).

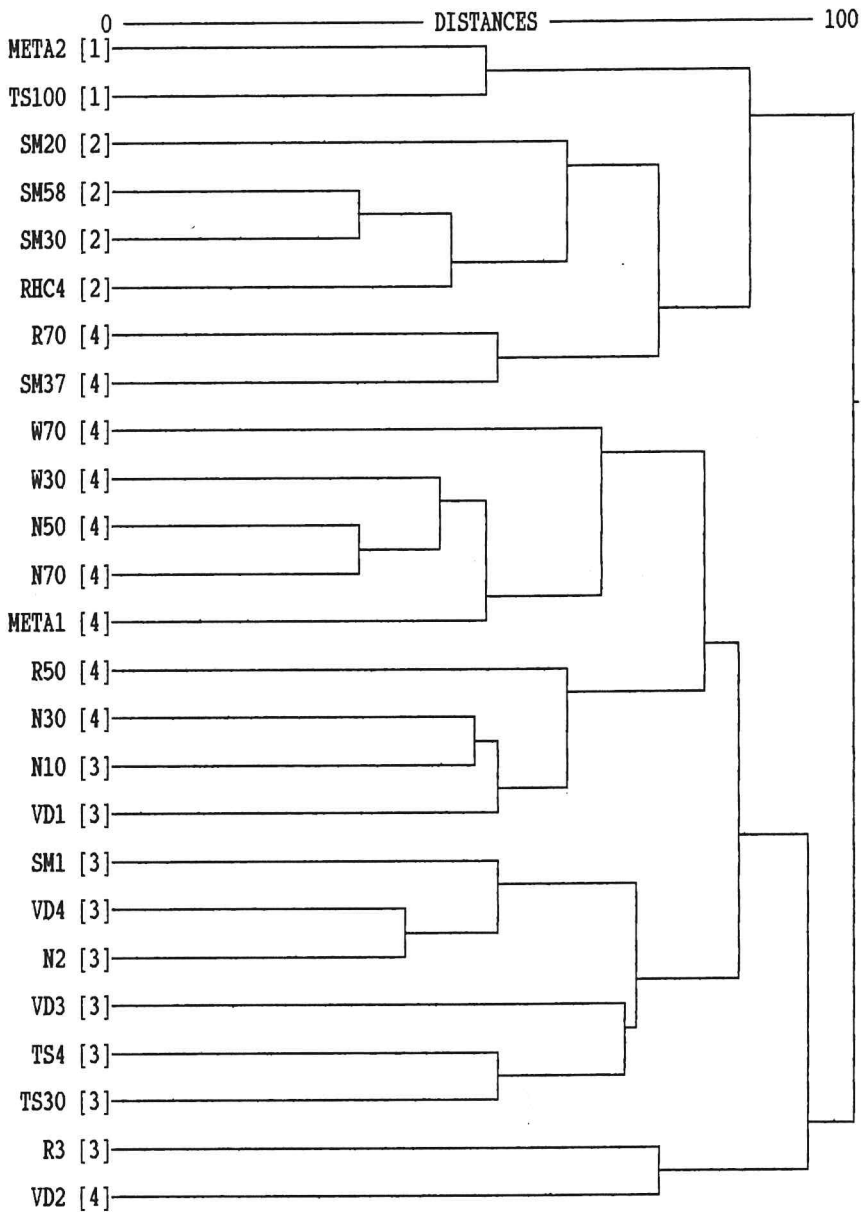

Fig. 6. Dendrogram of cluster analysis of the stations on basis of mean species abundances. Values in brackets stand for the TWINSPAN group to which the stations belong (see Fig. 3).

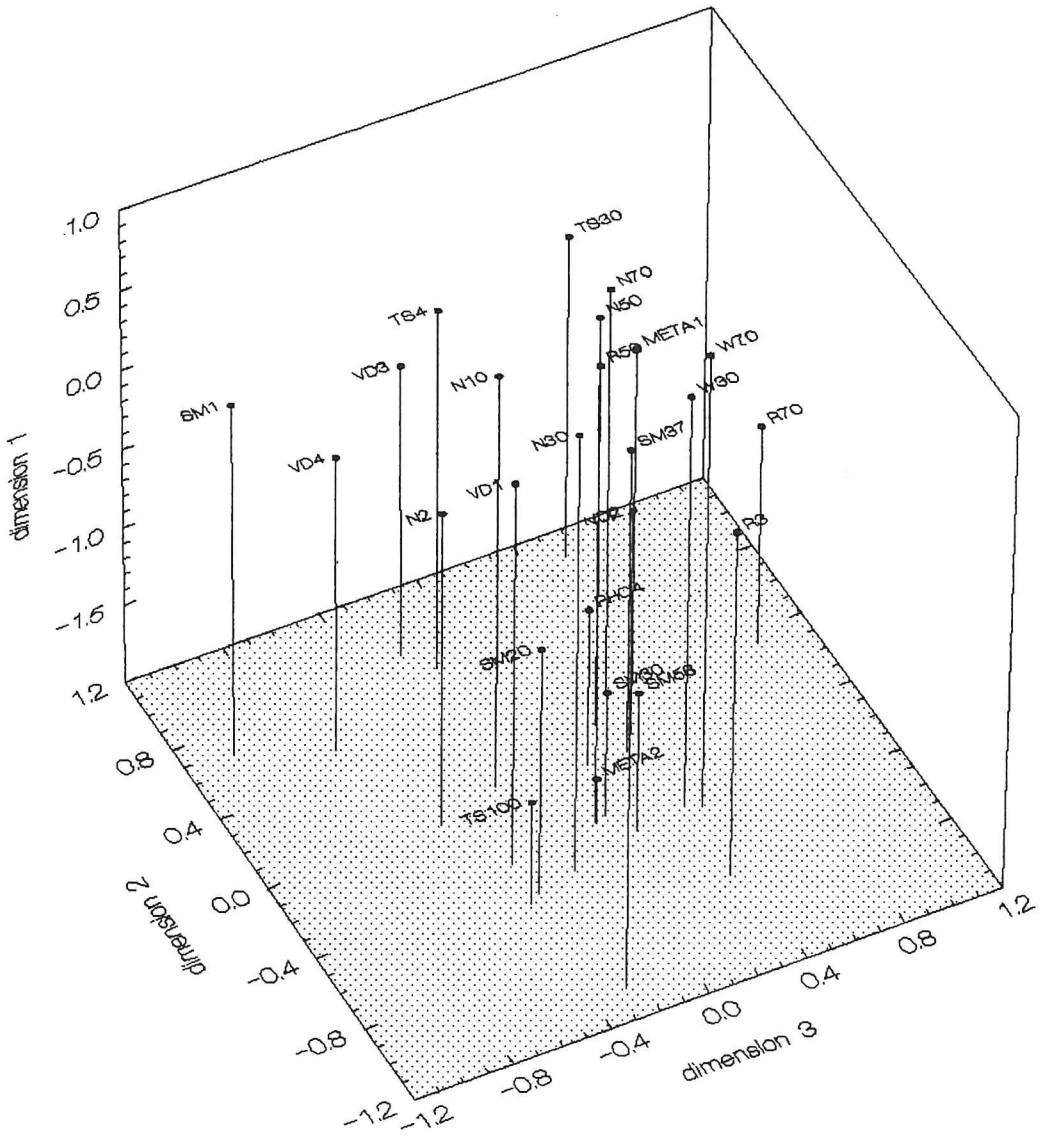

Fig. 7. Multidimensional scaling of dissimilarity distances between stations.

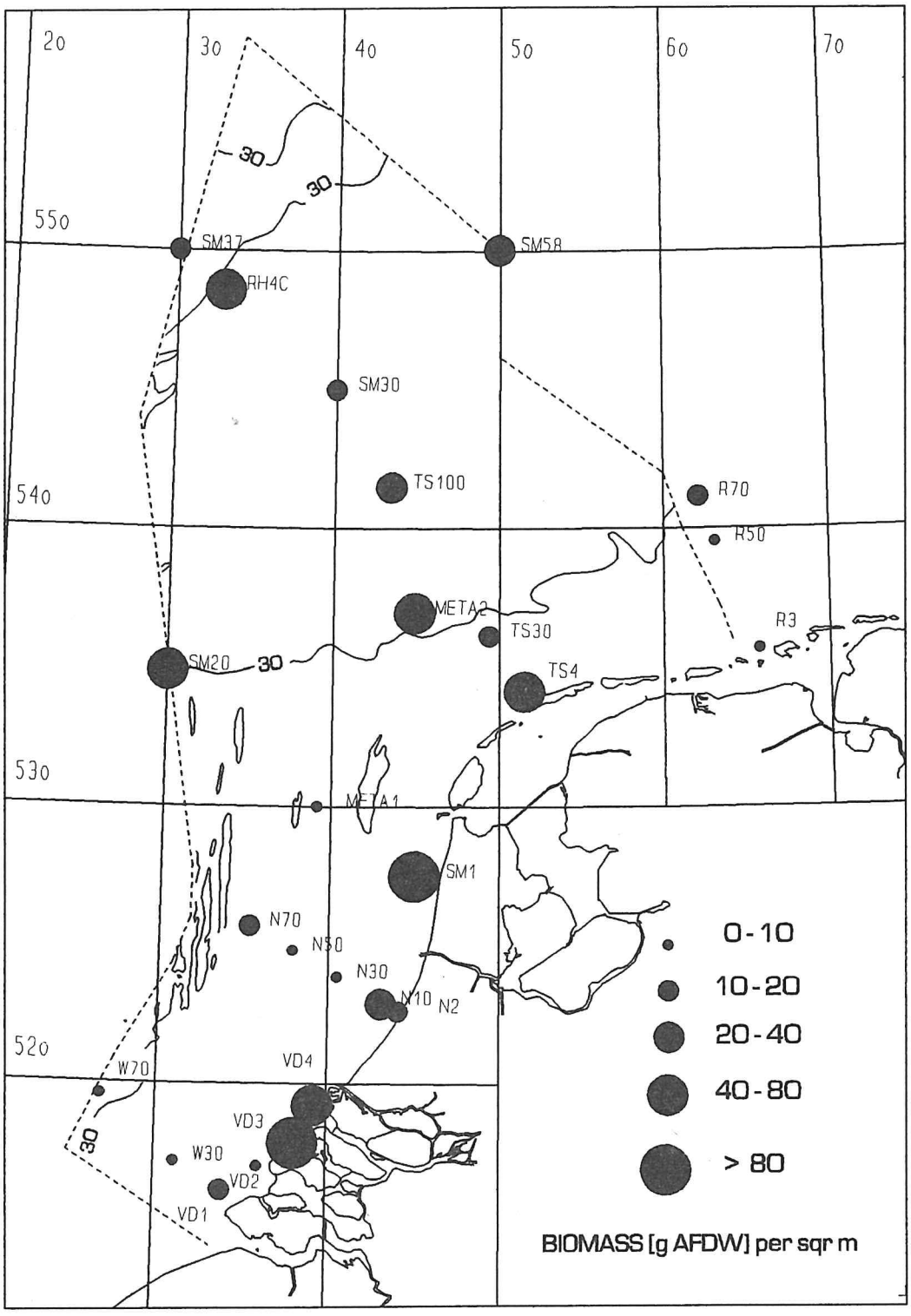

Fig. 8. Distribution of mean biomass per station (in g AFDW.m^{-2})

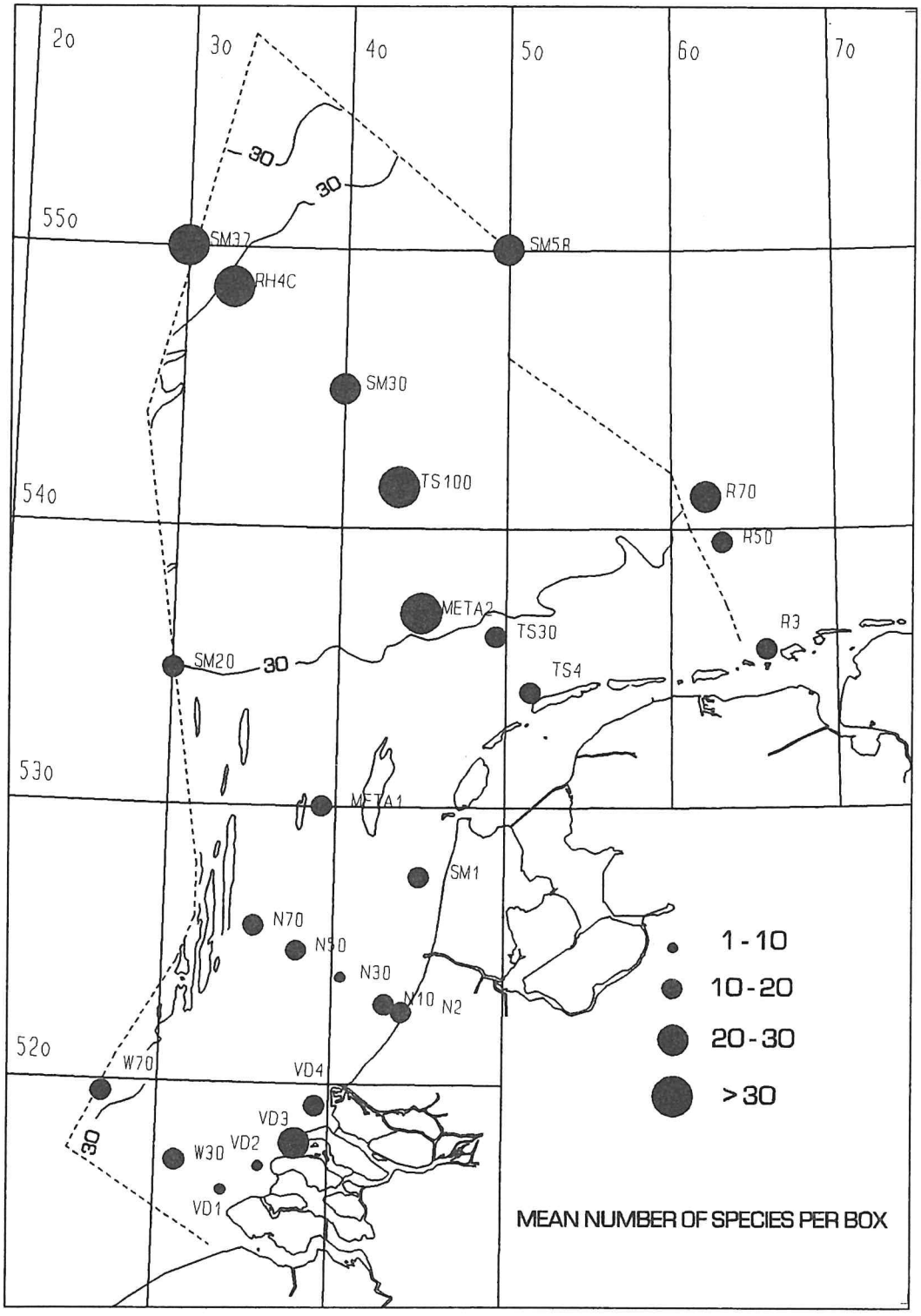

Fig. 9. Distribution of species density (i.e. mean number of species per boxcore sample).

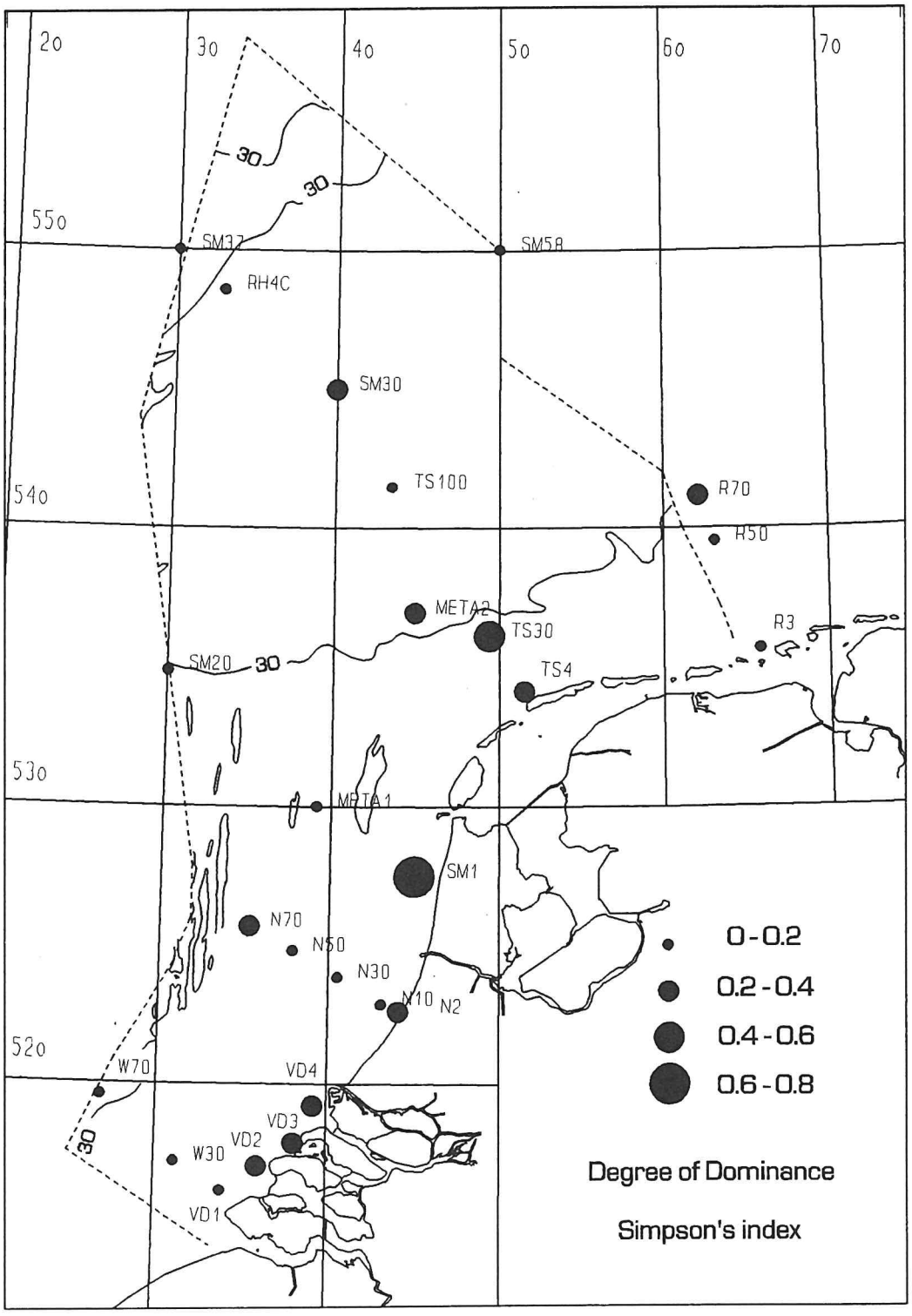

Fig. 10. Distribution of Simpson's dominance (i.e. mean value per boxcore sample).

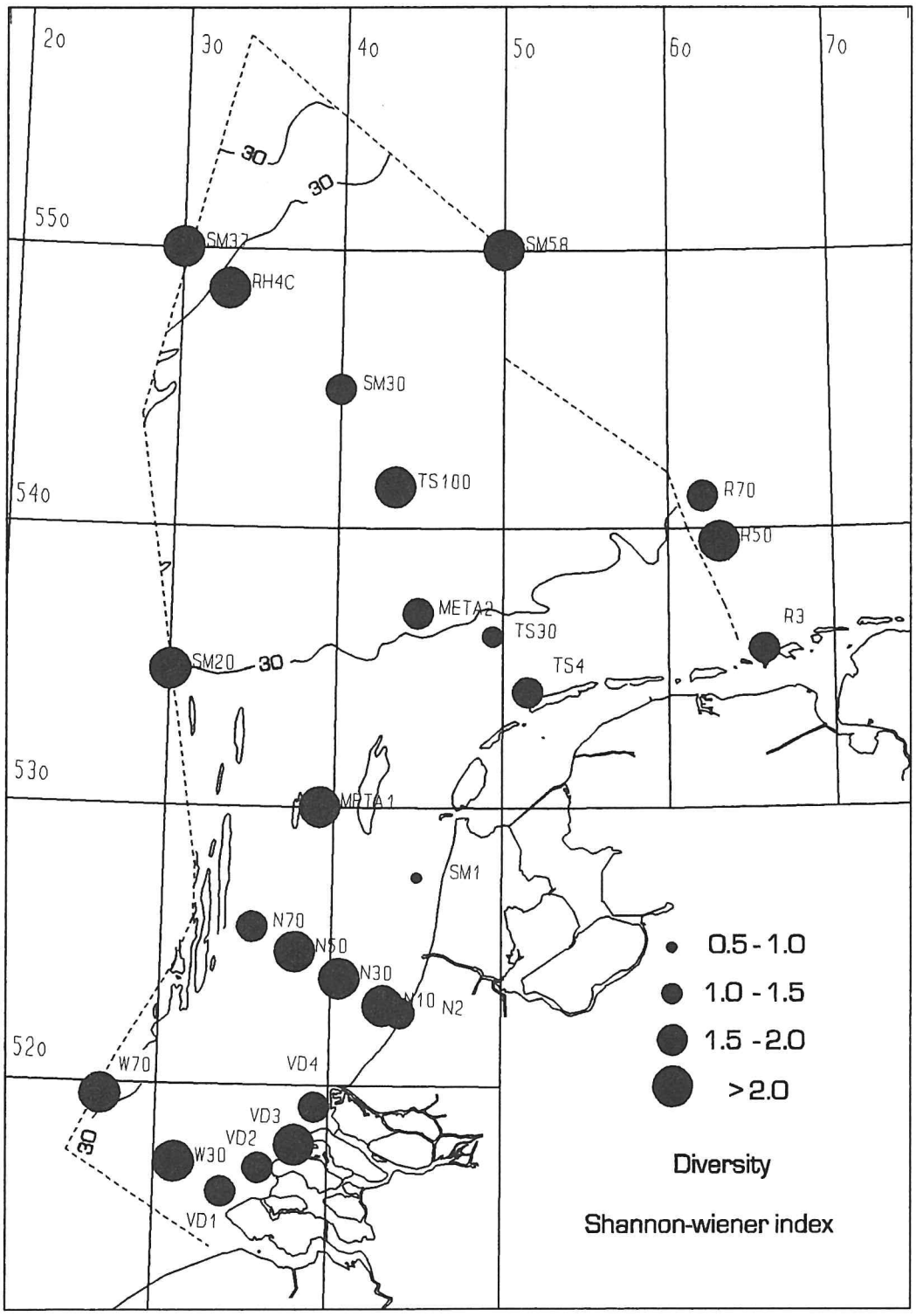

Fig. 11. Distribution of Shannon-Wiener diversity (i.e. mean values per boxcore sample).

APPENDIX - 1

NOTE

Occurrences of the species that were collected during the Biomonitoring 1991-survey. The left-hand column shows the abbreviated species names as have been used in Appendix-2. The corresponding full latin names are shown in the right-hand column.

	R3	R50	R70	M58	TS4	TS30	META2	TS100	SM30	RHC4	SM37	SM1	META1	SM20	N2	N10	N30	N50	N70	VD4	VD3	VD2	VD1	W30	W70	
ABRA ALBA	-	-	-	-	-	-	+	-	-	+	-	-	-	+	+	-	-	-	-	-	+	-	-	-	+	ABRA ALBA
ABRA PRIS	-	-	-	+	-	-	-	-	-	+	-	-	-	-	-	-	-	-	-	-	-	-	-	-	-	ABRA PRISMATICA
ACID OBES	-	-	+	-	-	-	-	-	-	-	-	-	-	-	-	-	-	-	-	-	-	-	-	-	-	ACIDOSTOMA OBESUM
ACRO BRAC	-	-	+	-	-	+	-	-	-	+	+	-	-	-	-	-	-	-	-	-	-	-	-	-	+	ACROCNIDA BRACHIATA
AMPE BREV	-	-	-	+	-	-	-	-	-	-	-	-	-	-	-	-	-	-	-	-	-	-	-	-	-	AMPELISCA BREVICORNIS
AMPE TENU	-	-	-	-	-	-	+	+	+	+	-	-	-	-	-	-	-	-	-	-	-	-	-	-	-	AMPELISCA TENUICORNIS
AMPH FILI	-	-	+	+	-	-	+	+	+	+	+	-	-	+	-	-	-	-	-	-	-	-	+	-	-	AMPHIURA FILIFORMIS
ANAI GROE	-	-	-	-	-	-	-	-	-	-	-	-	-	-	-	+	-	-	-	-	-	-	-	-	-	ANAITIDES GROENLANDICA
ANAI MUCO	-	-	-	-	-	+	-	-	-	-	-	-	-	-	-	-	-	-	-	-	-	-	-	-	-	ANAITIDES MUCOSA
ANAI SUBU	-	-	-	-	-	-	-	-	-	+	-	-	-	-	-	-	-	-	-	-	-	-	-	-	+	ANAITIDES SUBULIFERA
ANTH OZOA	-	+	+	+	-	+	+	-	+	-	+	-	-	-	+	-	-	-	-	+	-	-	+	-	-	ANTHOZOA INDET.
AONI PAUC	-	+	-	-	-	-	-	-	-	-	-	-	-	-	-	-	-	-	-	-	-	-	-	-	+	AONIDES PAUCIBRANCHIATA
AORI SPEC	-	-	-	-	-	-	-	+	-	-	-	-	-	-	-	-	-	-	-	-	-	-	-	-	-	AORIDAE SPEC.
ARCH IANN	-	-	-	-	-	-	-	-	-	-	-	-	-	-	-	-	-	-	-	-	-	-	-	-	+	ARCHIANNELIDA INDET.
ARGI HAMA	-	+	+	-	+	+	-	-	+	+	+	-	-	-	-	-	-	-	-	-	-	-	-	-	-	ARGISSA HAMATIPES
ARIC MINU	-	-	-	+	-	-	-	-	-	-	+	-	+	-	+	+	+	+	-	-	-	-	-	+	+	ARICIDEA MINUTA
ASTE RUBE	-	-	-	-	-	-	-	-	-	-	-	-	-	-	+	-	-	-	-	-	+	-	-	-	-	ASTERIAS RUBENS
ASTR IRRE	-	-	-	+	-	-	-	-	+	-	-	-	-	-	-	-	-	-	-	-	-	-	-	-	-	ASTROPECTEN IRREGULARIS
ATYL FALC	+	-	-	-	+	+	-	-	-	-	+	+	-	-	+	+	-	-	-	-	+	-	-	-	+	ATYLUS FALCATUS
ATYL SWAM	+	-	-	-	-	-	-	-	-	-	+	-	-	-	-	+	-	-	-	-	+	+	-	-	-	ATYLUS SWAMMERDAMI
AUTO SPEC	-	-	-	-	-	-	-	-	-	-	-	-	-	-	-	-	-	-	-	-	+	-	-	-	-	AUTOLYTUS SPEC.
BATH ELEG	+	-	+	+	-	+	-	-	-	+	+	-	+	-	+	-	-	+	+	-	+	-	+	-	-	BATHYPOREIA ELEGANS
BATH GUIL	+	+	+	-	+	-	-	-	-	+	+	+	-	-	-	+	+	+	+	-	-	-	+	+	+	BATHYPOREIA GUILLIAMSONIANA
BATH PELA	-	-	-	-	-	-	-	-	-	-	-	-	-	-	-	-	-	-	-	-	-	+	-	-	-	BATHYPOREIA PELAGICA
BATH TENU	-	-	+	+	-	-	-	-	+	+	+	-	-	+	-	-	-	-	-	-	-	-	-	-	-	BATHYPOREIA TENUIPES
BIVA LVIA	-	-	-	-	+	-	-	-	-	-	-	-	-	-	-	-	-	-	-	-	-	-	-	-	-	BIVALVIA INDET.
BODO ATON	-	-	-	-	+	-	-	-	-	-	-	-	-	-	-	-	-	-	-	-	-	-	-	-	-	BODOTRIA ARENOSA
BRAN LANC	-	+	-	-	-	-	-	-	-	-	-	-	-	-	-	-	-	-	-	-	-	-	-	-	+	BRANCHIOSTOMA LANCEOLATUM
CALL SUBT	-	-	+	+	-	-	+	+	+	+	-	-	-	+	-	-	-	-	-	-	-	-	-	-	-	CALLIANASSA SUBTERRANEA
CAPI CAPI	-	-	-	-	-	-	-	-	-	-	-	-	-	-	+	-	-	+	-	+	-	-	-	-	-	CAPITELLA CAPITATA
CAPR ELLI	-	-	-	-	-	+	-	-	-	+	-	-	-	-	+	-	-	-	-	-	+	-	-	-	-	CAPRELLIDAE INDET.
CAUL SPEC	-	-	-	-	-	-	-	+	+	-	-	-	-	-	-	-	-	-	-	-	-	-	-	-	-	CAULLERIELLA SPEC.
CHAE SETO	-	-	+	+	-	+	+	+	+	+	+	+	+	+	+	-	-	+	+	+	+	-	-	+	-	CHAETOZONE SETOSA
CHAE TODE	-	-	-	-	-	-	-	-	+	-	-	-	-	-	-	-	-	-	-	-	-	-	-	-	-	CHAETODERMA (CF.) NITIDULUM
CHAE VARI	-	-	-	-	-	-	+	+	-	-	-	-	-	-	-	-	-	-	-	-	-	-	-	-	-	CHAETOPTERUS VARIOPEDATUS
CING VITR	-	-	-	-	-	-	-	+	-	-	-	-	-	-	-	-	-	-	-	-	-	-	-	-	-	CINGULA VITREA
CIRR ATUL	-	-	-	-	-	-	+	+	-	-	-	-	-	-	-	-	-	-	-	-	-	-	-	-	-	CIRRATULIDAE INDET.
CORB GIBB	-	-	+	+	-	-	-	+	+	-	-	-	-	-	-	-	-	-	-	-	-	-	-	-	-	CORBULA GIBBA
CORO AFFI	-	-	-	-	-	-	-	-	-	+	-	-	-	-	-	-	-	-	-	-	-	-	-	-	-	COROPHIUM AFFINIS
CORY CASS	-	-	-	-	-	-	+	-	-	-	-	-	-	-	-	-	-	-	-	-	-	-	-	-	-	CORYSTUS CASSIVELAUNUS
CRAN CRAN	-	-	-	-	-	-	-	-	-	-	-	-	-	-	-	-	-	-	-	+	-	-	-	-	-	CRANGON CRANGON
CULT PELL	-	-	-	+	-	+	-	-	-	-	-	-	-	-	-	-	-	-	-	-	-	-	-	-	-	CULTELLUS PELLUCIDUS
CYLI CYLI	-	-	+	+	-	-	+	+	+	+	-	-	-	-	-	-	-	-	-	-	-	-	-	-	-	CYLICHNA CYLINDRACEA
CYPR ISLA	-	-	-	-	-	-	-	-	+	-	-	-	-	-	-	-	-	-	-	-	-	-	-	-	-	CYPRINA ISLANDICA
DIAS BRAD	-	-	-	-	-	+	+	-	+	+	+	+	-	+	+	-	+	+	+	+	-	-	-	+	-	DIASTYLIS BRADYI
DIAS LAEV	-	-	-	-	-	+	-	+	-	-	-	-	-	-	-	-	-	-	-	+	-	-	-	-	-	DIASTYLIS LAEVIS
DIAS RUGO	-	+	-	-	-	-	-	-	-	-	-	-	-	-	-	-	-	-	-	-	-	-	-	-	-	DIASTYLIS RUGOSA
DIPL GLAU	-	-	-	-	-	-	+	+	+	+	-	-	-	-	-	-	-	-	-	-	-	-	-	-	-	DIPLOCIRRUS GLAUCUS
DONA VITT	-	-	-	-	+	+	-	-	-	-	-	-	+	-	-	-	+	+	-	-	-	-	-	-	-	DONAX VITTATUS
DOSI LINC	-	-	-	+	-	-	-	-	-	-	-	-	-	-	-	-	-	-	-	-	-	-	-	-	-	DOSINIA LINCTA
DOSI LUPI	-	-	+	+	-	-	-	-	+	+	+	-	-	-	-	-	-	-	-	-	-	-	-	-	-	DOSINIA LUPINUS
EBAL SPEC	-	-	-	-	-	-	-	+	-	-	+	-	-	-	-	-	-	-	-	-	-	-	-	-	-	EBALIA SPEC.
ECHI CORD	+	+	-	+	+	+	+	+	+	+	+	-	+	+	+	+	+	+	+	+	+	-	+	+	-	ECHINOCARDIUM CORDATUM
ECHI FLAV	-	-	-	-	-	-	-	+	+	+	-	-	-	-	-	-	-	-	-	-	-	-	-	-	-	ECHINOCARDIUM FLAVESCENS
ECHI PUSI	-	+	-	-	-	-	-	-	-	-	+	-	+	-	-	-	-	+	+	-	-	-	-	+	+	ECHINOCYAMUS PUSILLUS
EDWA RDSI	-	-	+	+	-	-	-	-	+	+	-	-	-	-	-	-	-	-	-	-	-	-	-	-	-	EDWARDSIA SPEC.
ENSI ARCU	-	-	-	-	-	-	-	-	-	-	-	-	+	-	+	+	-	-	-	-	-	-	-	-	-	ENSIS ARCUATUS
ENSI DIRE	-	-	-	-	-	-	-	-	-	-	-	-	-	-	-	-	-	-	-	-	+	-	-	-	-	ENSIS DIRECTUS
ENSI ENSI	-	-	-	-	-	-	-	-	-	-	-	-	-	-	-	-	-	-	+	-	-	-	-	-	-	ENSIS ENSIS
ENSI MINO	-	-	-	-	-	-	-	-	-	-	-	-	-	-	-	-	-	-	-	-	-	-	+	-	-	ENSIS MINOR
ENSI SPEC	-	-	-	-	-	-	-	-	-	-	-	-	-	-	-	-	-	-	-	+	-	-	-	-	-	ENSIS SPEC.
ENTE ROPN	-	-	-	-	-	-	-	-	+	+	-	-	-	-	-	-	-	-	-	-	-	-	-	-	-	ENTEROPNEUSTA INDET.
ETEO LONG	-	-	-	-	-	-	-	-	-	-	-	-	-	-	-	+	-	-	-	-	-	-	-	-	-	ETEONE LONGA
EUDO DEFO	-	-	-	+	-	-	-	-	+	+	-	-	-	+	-	-	-	-	-	-	-	-	-	-	-	EUDORELLOPSIS DEFORMIS
EUDO TRUN	-	-	-	-	-	-	+	+	+	-	-	-	-	-	-	-	-	-	-	-	-	-	-	-	-	EUDORELLA TRUNCATULA
EULI SPEC	-	-	-	-	-	-	-	-	-	+	-	-	-	-	-	-	-	-	-	-	-	-	-	-	-	EULIMA SPEC.
EUMI SANG	-	-	+	-	-	+	-	-	+	-	-	+	-	+	+	-	-	-	-	+	-	-	-	-	-	EUMIDA SANGUINEA
EUNO NODO	-	-	-	-	-	-	+	-	-	-	-	-	-	-	-	-	-	-	-	-	-	-	-	-	-	EUNOE NODOSA
EXOG HEBE	-	-	-	-	-	-	-	-	-	-	-	-	-	-	-	-	-	-	+	-	-	-	-	-	-	EXOGONE HEBES
EXOG NAID	-	+	-	-	-	-	-	-	-	-	-	-	-	-	-	-	-	-	-	-	-	-	-	-	-	EXOGONE NAIDINA
EXOG SPEC	-	-	-	-	-	-	-	+	-	-	-	-	-	-	-	-	-	-	-	-	-	-	-	-	-	EXOGONE SPEC.
GAMM CRIN	-	-	-	-	-	-	-	-	-	-	-	-	-	-	-	-	-	-	-	-	+	-	-	-	-	GAMMARUS CRINICORNIS
GARI FERV	-	-	-	-	-	-	-	-	-	+	+	-	-	-	-	-	-	-	-	-	-	-	-	-	-	GARI FERVENSIS
GAST SPIN	+	-	-	-	-	-	-	-	-	-	-	+	-	-	+	+	+	-	-	+	-	+	-	-	+	GASTROSACCUS SPINIFER
GATT CIRR	-	-	-	-	-	-	+	+	-	+	-	-	-	-	-	-	-	-	-	-	-	-	-	-	-	GATTYANA CIRROSA
GLYC ALBA	-	-	-	-	-	-	+	-	-	-	+	-	-	-	-	-	-	-	-	-	-	-	-	-	-	GLYCERA ALBA
GLYC CAPI	-	-	-	-	-	-	-	-	-	-	-	-	-	-	-	-	-	-	-	-	-	-	-	+	+	GLYCERA CAPITAT
GLYC NORD	-	-	-	-	-	-	+	-	-	+	+	-	+	-	-	-	-	-	+	-	-	-	-	-	-	GLYCINDE NORDMANNI
GLYC ROUX	-	-	-	-	-	-	-	+	-	-	-	-	-	-	-	-	-	-	-	-	-	-	-	-	-	GLYCERA ROUXI
GOLF ELON	-	-	-	-	-	-	-	+	-	-	-	-	-	-	-	-	-	-	-	-	-	-	-	-	-	GOLFINGIA ELONGATA
GOLF PROC	-	-	-	-	-	-	+	+	-	-	-	-	-	-	-	-	-	-	-	-	-	-	-	-	-	GOLFINGIA PROCERA
GOLF VULG	-	-	-	-	-	-	+	+	-	-	-	-	-	-	-	-	-	-	-	-	-	-	-	-	-	GOLFINGIA VULGARIS
GONI BOBR	-	+	-	-	-	-	-	-	-	-	-	-	-	-	-	-	-	-	-	-	-	-	-	-	-	GONIADELLA BOBRETZKI
GONI MACU	-	-	+	+	-	+	-	+	+	+	+	-	+	+	-	-	-	-	+	-	-	-	-	-	-	GONIADA MACULATA
GYPT CAPE	-	-	-	-	-	-	+	+	-	-	-	-	-	-	-	-	-	-	-	-	-	-	-	-	-	GYPTIS CAPENSIS
HARM ANTI	-	-	-	-	-	-	-	-	+	-	-	-	-	-	-	-	-	-	-	-	-	-	-	-	-	HARMOTHOE ANTILOPES
HARM LONG	-	-	-	+	-	-	+	+	-	-	-	+	-	-	-	-	-	-	+	-	-	-	-	-	-	HARMOTHOE LONGISETIS
HARM LUNU	-	-	-	-	+	-	+	+	+	+	+	-	-	+	+	+	-	-	-	+	+	-	-	+	+	HARMOTHOE LUNULATA
HARM SPEC	-	-	-	-	-	-	+	-	-	-	-	-	-	-	-	-	-	-	-	-	-	-	-	-	-	HARMOTHOE SPEC.
HARP ANTE	-	-	-	+	-	-	+	+	+	+	-	-	-	-	-	-	-	-	-	-	-	-	-	-	-	HARPINIA ANTENNARIA
HARP CREN	-	-	-	-	-	-	+	+	-	-	-	-	-	-	-	-	-	-	-	-	-	-	-	-	-	HARPINIA CRENULATA
HARP PECT	-	-	-	-	-	-	+	-	-	-	-	-	-	-	-	-	-	-	-	-	-	-	-	-	-	HARPINIA PECTINATA
HIPP DENT	-	-	+	-	-	+	-	-	+	+	-	+	-	-	-	-	-	+	+	-	-	-	-	-	+	HIPPOMEDON DENTICULATUS
HYPE SPEC	-	-	-	-	-	-	-	-	+	+	-	-	-	-	-	-	-	-	-	-	-	-	-	-	-	HYPERIA SPEC.
IDOT NEGL	-	-	-	-	-	-	-	-	-	-	-	-	-	-	-	-	-	-	-	-	+	-	-	-	-	IDOTEA NEGLECTA
IONE THOR	-	-	-	+	-	-	+	+	-	-	-	-	-	-	-	-	-	-	-	-	-	-	-	-	-	IONE THORACIA
IPHI TRIS	-	+	+	-	-	+	-	-	-	+	+	-	-	-	-	-	-	-	+	-	-	-	-	-	-	IPHINOE TRISPINOSA

	R30	R50	R70	M58	TS4	TS30	META20	TS100	SM30	RHC4	SM37	SM1	META10	SM20	N2	N10	N30	N50	N70	VD4	VD3	VD2	VD1	W30	W70	
LABI BUSK	-	-	-	-	-	-	-	+	-	-	-	-	-	-	-	-	-	-	-	-	-	-	-	-	-	LABIDOPLAX BUSKI
LAMP FASC	-	-	-	-	-	-	-	-	-	-	-	-	-	-	+	+	-	-	-	-	-	-	-	-	-	LAMPROPS FASCIATA
LANI CONC	-	+	+	-	+	+	-	-	-	+	+	+	-	+	+	+	-	+	-	+	+	-	+	+	+	LANICE CONCHILEGA
LAON CIRR	-	-	-	-	-	-	-	+	-	-	-	-	-	-	-	-	-	-	-	-	-	-	-	-	-	LAONICE CIRRATA
LEPI LONG	-	-	-	-	-	-	-	-	-	-	+	-	-	-	-	-	-	-	-	-	-	-	-	-	-	LEPIDECREUN LONGICORNE
LEPT INHA	-	-	-	-	-	-	+	+	-	-	-	-	-	-	-	-	-	-	-	-	-	-	-	-	-	LEPTOSYNAPTA INHAERENS
LEPT SQUA	-	-	-	-	-	-	-	+	-	-	-	-	-	-	-	-	-	-	-	-	-	-	-	-	-	LEPTON SQUAMOSUM
LEUC INCI	-	-	+	-	-	-	-	-	-	-	+	-	-	+	-	-	-	-	+	-	-	-	-	-	-	LEUCOTHOE INCISA
LIOC HOLS	-	-	-	-	-	-	-	-	-	-	-	-	-	-	-	-	-	-	-	+	+	-	-	-	-	LIOCARCINUS HOLSATUS
LUCI BORE	-	-	-	-	-	-	-	-	-	+	-	-	-	-	-	-	-	-	-	-	-	-	-	-	-	LUCINOMA BOREALIS
LUMB LATR	-	+	-	-	-	-	+	+	-	-	-	-	-	-	-	-	-	-	-	-	-	-	-	-	+	LUMBRINERIS LATREILLI
LUMB PSEU	-	-	-	-	-	-	+	+	-	-	-	-	-	-	-	-	-	-	-	-	-	-	-	-	-	LUMBRINERIS PSEUDOFRAGILIS
LYSI LOVE	-	-	-	-	-	-	-	-	+	-	-	-	-	-	-	-	-	-	-	-	-	-	-	-	-	LYSILLA LOVENI
MACO BALT	+	-	-	-	+	-	-	-	-	-	-	-	-	-	+	-	-	-	-	-	+	-	-	-	-	MACOMA BALTHICA
MACT CORA	-	-	-	-	-	-	-	-	-	+	+	+	-	-	+	-	-	-	-	+	-	-	-	-	-	MACTRA CORALLINA
MAGE ALLE	-	-	-	+	-	-	-	+	+	+	-	-	-	-	-	-	-	-	-	-	-	-	-	-	-	MAGELONA ALLENI
MAGE PAPI	+	-	+	+	+	+	-	+	+	+	+	+	+	+	+	+	+	+	-	+	+	-	+	+	+	MAGELONA PAPILLICORNIS
MALD ANID	-	-	-	-	-	-	-	-	-	-	+	-	-	-	-	-	-	-	-	-	-	-	-	-	-	MALDANIDAE INDET.
MEDI GRAC	-	-	-	-	-	-	+	+	-	-	-	-	-	-	-	-	-	-	-	-	-	-	-	-	-	MEDIOMASTUS GRACILIS
MEGA AGIL	-	+	+	-	-	+	-	-	-	-	+	+	+	+	-	+	+	+	+	-	+	-	+	+	+	MEGALUROPUS AGILIS
MICR MACU	-	-	-	-	-	-	-	-	-	-	-	-	-	-	-	-	-	-	-	-	+	-	-	-	-	MICROPROTOPUS MACULATUS
MONT FERR	+	+	-	+	+	+	+	-	+	+	-	+	-	+	+	+	-	+	+	+	-	+	-	-	-	MONTACUTA FERRUGINOSA
MYA TRUN	-	-	-	-	-	-	-	-	-	+	-	-	-	-	-	-	-	-	-	-	-	-	-	-	-	MYA TRUNCATA
MYRI OCUL	-	-	-	-	-	-	-	-	-	+	+	-	-	-	-	-	-	-	-	-	-	-	-	-	-	MYRIOCHELE OCULATA
MYSE BIDE	-	-	+	+	-	-	+	+	+	+	+	+	-	+	+	+	-	-	-	+	+	-	+	-	-	MYSELLA BIDENTATA
MYSI UNDA	-	-	-	+	-	-	+	+	-	-	+	-	-	-	-	-	-	-	-	-	-	-	-	-	-	MYSIA UNDATA
NAAK TSLA	-	-	-	-	-	-	-	-	-	-	+	-	-	-	-	-	-	-	-	-	-	-	-	-	-	NAAKTSLAK
NATI ALDE	-	+	+	+	-	+	+	-	-	+	+	+	+	+	+	+	+	+	+	-	+	-	+	+		NATICA ALDERI
NEME RTIN	+	+	+	+	+	+	+	+	+	+	+	+	+	+	+	+	+	+	+	+	+	+	+	+		NEMERTINI INDET.
NEPH CAEC	-	-	+	-	-	-	-	-	-	+	+	-	-	-	-	-	-	+	+	-	-	-	-	-	-	NEPHTYS CAECA
NEPH CIRR	+	+	+	-	+	+	-	-	-	-	+	+	+	-	+	+	+	+	+	+	+	+	+	+	+	NEPHTYS CIRROSA
NEPH HOMB	+	-	+	+	+	+	+	+	+	+	+	-	+	+	+	-	-	-	-	+	+	-	+	+	-	NEPHTYS HOMBERGII
NEPH LONG	-	+	-	-	-	-	-	-	-	-	-	-	+	-	-	-	-	+	+	-	-	-	-	+	+	NEPHTYS LONGOSETOSA
NERE LONG	-	-	-	-	-	-	-	+	-	+	-	-	-	-	-	-	-	-	-	+	+	-	-	-	-	NEREIS LONGISSIMA
NOTO LATE	-	-	-	-	-	+	+	+	+	+	+	-	-	-	-	-	-	-	-	-	-	-	-	-	-	NOTOMASTUS LATERICEUS
NUCU TENU	-	-	-	+	-	-	+	+	+	+	-	-	-	-	-	-	-	-	-	-	-	-	-	-	-	NUCULA TENUIS
NUCU TURG	-	-	-	+	-	-	+	+	+	+	-	-	-	+	-	-	-	-	-	-	-	-	-	-	-	NUCULA TURGIDA
OLIG OCHA	-	-	-	-	-	-	-	-	-	-	-	-	-	-	-	+	-	-	-	-	-	-	-	-	+	OLIGOCHAETA INDET.
OPHE LIMA	-	+	-	-	-	-	-	-	-	-	+	-	+	-	-	-	-	-	+	-	-	-	-	-	+	OPHELIA LIMACINA
OPHI ALBI	-	-	+	-	-	+	-	-	+	+	+	+	+	-	-	-	-	+	+	-	+	-	-	+	+	OPHIURA ALBIDA
OPHI FLEX	-	-	-	+	-	-	+	+	+	+	-	-	-	-	-	-	-	-	-	-	-	-	-	-	-	OPHIODROMUS FLEXUOSUS
OPHI SPEC	-	-	-	-	-	-	-	-	-	-	-	-	-	-	-	-	-	-	-	-	-	-	-	-	+	OPHIURA SPEC.
OPHI TEXT	-	-	-	-	-	-	-	-	-	-	-	-	-	+	-	-	-	-	-	-	-	-	-	-	-	OPHIURA TEXTURATA
OPIS PTER	-	-	-	-	-	-	-	-	-	-	-	-	-	-	-	-	-	-	-	-	-	-	-	-	+	OPISTHODONTA PTEROCHAETA
ORBI SERT	-	-	-	-	-	-	+	-	-	-	-	-	-	-	-	-	-	-	-	-	-	-	-	-	-	ORBINIA SERTULATA
ORCH NANA	-	-	-	-	-	-	-	-	-	-	-	+	-	-	-	-	-	-	-	+	-	-	-	-	-	ORCHOMENE NANA
OWEN FUSI	-	-	+	+	-	-	+	-	+	+	+	-	-	-	-	-	-	-	-	-	-	-	-	-	-	OWENIA FUSIFORMIS
PARA FULG	-	-	-	-	-	-	-	-	-	-	-	-	-	-	-	-	-	-	-	-	-	+	-	-	-	PARAONIS FULGENS
PARA GRAC	+	-	-	-	-	-	+	+	+	-	-	-	-	-	-	-	-	-	-	-	-	-	-	-	-	PARAONIS GRACILIS
PARA ODON	-	-	-	-	-	-	-	-	+	-	-	-	-	-	-	-	-	-	-	-	-	-	-	-	-	PARAMPHILOCHOIDES ODONTONYX
PECT AURI	-	-	-	+	-	-	+	+	+	-	-	-	-	-	-	-	-	-	-	-	-	-	-	-	-	PECTINARIA AURICOMA
PECT KORE	-	-	-	-	-	-	+	-	-	-	+	-	-	+	-	-	-	-	-	-	-	-	-	-	-	PECTINARIA KORENI
PERI LONG	-	-	+	+	-	+	-	+	+	+	+	+	+	+	-	-	+	+	+	-	-	-	-	+	+	PERIOCULODES LONGIMANUS
PHOL MINU	-	-	+	+	-	-	+	+	+	+	-	-	-	+	-	-	-	-	-	-	-	-	-	-	-	PHOLOE MINUTA
PHOR ONID	-	-	+	+	-	-	+	+	+	+	+	-	-	+	-	-	+	+	+	-	-	-	-	-	-	PHORONIDA INDET.
PICN OGON	-	-	-	-	-	-	-	-	-	+	-	-	-	-	-	-	-	-	-	-	-	-	-	-	-	PICNOGONIDAE INDET.
PLAT HYHE	-	-	-	+	-	+	+	-	-	-	-	-	-	+	-	-	-	-	-	-	-	-	-	-	-	PLATHYHELMINTHES INDET.
POEC SERP	-	+	-	+	-	-	-	-	-	+	+	-	-	-	-	-	-	-	-	-	-	-	-	-	-	POECILOCHAETUS SERPENS
POLI EP	-	-	-	-	-	-	-	-	+	-	-	-	-	-	-	-	-	-	-	-	-	-	-	-	-	POLIEP INDET.
POLY KINB	-	-	-	-	-	-	-	-	+	+	-	-	-	-	-	-	-	-	-	-	-	-	-	-	-	POLYNOE KINBERGI
POLY SPEC	-	-	-	-	-	-	+	+	-	-	-	-	-	-	-	-	-	-	-	-	-	-	-	-	-	POLYDORA SPEC.
PONT ALTA	+	-	+	-	-	+	-	-	-	-	+	-	-	-	+	-	-	-	+	-	-	+	-	+	-	PONTOCRATES ALTAMARINUS
PRIO CIRR	-	-	-	+	-	-	-	+	+	-	-	-	-	-	-	-	-	-	-	-	-	-	-	-	-	PRIONOSPIO CIRRIFERA
PSEU GILS	-	+	-	-	-	-	-	-	-	-	-	-	-	-	-	-	-	-	-	-	-	-	-	-	-	PSEUDOCUMA GILSONI
PSEU LONG	-	+	+	+	+	-	-	-	-	+	+	-	+	+	-	-	-	-	-	+	-	-	+	-	-	PSEUDOCUMA LONGICORNIS
PSEU SIMI	-	-	-	-	+	-	-	-	-	-	-	-	+	-	-	+	+	+	-	-	-	-	-	+	+	PSEUDOCUMA SIMILIS
SCAL INFL	-	-	-	-	-	-	+	-	-	-	-	-	-	-	-	+	-	-	-	-	-	-	-	-	-	SCALIBREGMA INFLATUM
SCHI KERV	+	-	-	-	-	-	-	-	-	-	-	-	-	-	-	-	-	-	-	-	-	-	-	-	-	SCHISTOMYSIS KERVELLEI
SCOL ARMI	+	+	+	+	-	-	-	-	+	-	-	-	+	+	+	+	+	+	-	+	-	+	+	+		SCOLOPLOS ARMIGER
SCOL BONN	-	+	+	-	-	-	-	-	-	+	+	-	-	-	-	-	-	+	-	+	-	+	+	-	-	SCOLELEPIS BONNIERI
SCOL FOLI	-	-	-	-	-	-	-	-	-	-	+	-	-	-	-	-	-	-	-	-	-	-	-	-	-	SCOLELEPIS FOLIOSA
SCOL SQUA	+	-	-	-	-	-	-	-	-	-	-	-	-	-	-	-	-	+	+	-	-	-	-	+	-	SCOLELEPIS SQUAMATA
SIGA MATH	-	-	+	+	-	+	-	-	+	+	+	-	-	+	+	-	-	-	-	+	-	-	-	-	-	SIGALION MATHILDAE
SIPH KROY	-	-	+	-	-	-	-	-	-	-	+	-	-	-	-	-	-	-	-	-	-	-	-	-	-	SIPHONOECETES KROYERANUS
SPHA HYST	-	-	-	-	-	-	-	-	-	-	-	-	-	-	-	-	-	-	-	-	-	-	-	-	+	SPHAEROSYLLIS HYSTRIX
SPIO BOMB	-	+	+	+	+	+	+	+	+	+	+	+	+	+	+	+	+	+	+	+	+	-	+	+	+	SPIOPHANES BOMBYX
SPIO FILI	+	-	+	+	+	-	-	-	-	-	+	-	+	+	+	-	-	+	+	-	+	-	-	+	+	SPIO FILICORNIS
SPIO KROY	-	-	-	+	-	-	-	-	-	-	-	-	-	-	-	-	-	-	-	-	-	-	-	-	-	SPIOPHANES KRöYERI
SPIS ELLI	-	+	-	-	-	-	-	-	-	-	-	-	-	-	-	-	-	+	-	-	-	-	-	-	+	SPISULA ELLIPTICA
SPIS SOLI	-	-	-	-	-	-	-	-	-	-	-	-	-	-	-	-	-	-	-	-	-	-	-	+	-	SPISULA SOLIDA
SPIS SUBT	-	-	-	-	+	-	-	-	-	-	-	+	-	-	+	-	-	-	-	+	-	-	-	-	-	SPISULA SUBTRUNCATA
STHE LIMI	-	-	+	+	-	+	+	+	+	+	+	-	-	+	-	-	-	-	+	-	-	-	-	-	-	STHENELAIS LIMICOLA
STRE WEBS	-	+	-	-	-	-	-	-	-	-	-	-	-	-	-	-	-	-	-	-	-	-	-	-	-	STREPTOSYLLIS WEBSTERI
SYLL IDAE	-	+	-	-	-	-	-	-	-	-	-	-	-	-	-	-	-	-	-	-	-	-	-	-	-	SYLLIDAE INDET.
SYLL SPEC	-	-	-	-	-	-	-	-	-	-	-	-	-	-	-	-	-	+	-	-	-	-	-	-	-	SYLLIS SPEC.
SYNC MACU	-	-	-	-	-	+	-	-	-	-	-	-	-	-	-	-	-	-	+	-	-	-	-	-	+	SYNCHELIDIUM MACULATUM
SYNE KLAT	-	-	-	+	-	-	-	+	+	+	-	-	-	-	-	-	-	-	-	-	-	-	-	-	-	SYNELMIS KLATTI
TANA IDAC	-	-	-	-	-	-	-	-	-	-	-	-	-	-	-	-	-	+	+	-	-	-	-	-	-	TANAIDACEA INDET.
TELL FABU	-	+	+	+	+	+	-	-	-	+	+	+	+	+	+	-	+	+	+	+	+	+	-	-		TELLINA FABULA
TELL PYGM	-	-	-	-	-	-	-	-	-	-	-	-	-	-	-	-	-	-	-	-	-	-	-	-	+	TELLINA PYGMEA
TELL TENU	-	-	-	-	+	-	-	-	-	-	-	-	-	-	-	-	-	-	-	+	-	+	-	-		TELLINA TENUIS
TERE STRO	-	-	-	-	-	-	-	+	-	-	-	-	-	-	-	-	-	-	-	-	-	-	-	-	-	TEREBELLIDES STROEMI
THIA SCUT	-	+	-	-	-	-	-	-	-	-	-	+	-	-	-	+	+	-	+	-	-	-	-	+	+	THIA SCUTELLATA
THRA CONV	-	-	-	-	-	+	-	-	+	-	-	-	-	-	-	-	-	-	-	-	-	-	-	-	-	THRACIA CONVEXA
THRA PHAS	-	-	+	-	-	-	-	-	-	-	+	-	-	+	-	-	-	-	-	-	-	-	-	-	-	THRACIA PHASEOLINA
THYA FLEX	-	-	-	-	-	-	-	-	+	+	-	-	-	-	-	-	-	-	-	-	-	-	-	-	-	THYASIRA FLEXUOSA
TRAV FORB	-	-	-	-	-	-	-	-	-	-	-	-	-	-	-	-	-	+	-	-	-	-	-	-	-	TRAVISIA FORBESII

	R 3	R 5 0	R 7 0	M 5 8	T S 4	T S 3 0	M E T A 2	T S 1 0 0	S M 3 0	R H C 4	S M 3 7	S M 1	M E T A 1	S M 2 0	N 2	N 1 0	N 3 0	N 5 0	N 7 0	V D 4	V D 3	V D 2	V D 1	W 3 0	W 7 0	
TRYP SARS	-	-	-	-	-	-	-	-	+	-	-	-	-	-	-	-	-	-	-	-	-	-	-	-	-	TRYPHOSELLA SARSI
TURR COMM	-	-	-	-	-	-	+	-	-	-	-	-	-	-	-	-	-	-	-	-	-	-	-	-	-	TURRITELLA COMMUNIS
TYPO ARMI	-	-	-	-	-	-	-	-	-	-	-	-	-	-	-	-	-	-	-	-	-	-	-	-	+	TYPOSYLLIS ARMILLARIS
UNIC PLAN	-	-	-	-	-	-	-	-	-	-	-	-	-	-	-	-	-	-	-	-	-	-	-	-	+	UNCIOLA PLANIPES
UPOG DELT	-	-	-	-	-	-	+	+	-	-	-	-	-	-	-	-	-	-	-	-	-	-	-	-	-	UPOGEBIA DELTAURA
UPOG STEL	-	-	-	-	-	-	-	+	-	-	-	-	-	-	-	-	-	-	-	-	-	-	-	-	-	UPOGEBIA STELLATA
UROT BREV	-	-	-	-	-	-	-	-	-	-	-	-	-	-	-	-	-	+	+	-	-	+	-	+	-	UROTHOE BREVICORNIS
UROT POSE	+	+	+	-	+	+	-	-	-	+	+	+	+	-	+	+	+	+	+	+	+	-	+	+	-	UROTHOE POSEIDONIS
VENU STRI	-	-	+	+	-	-	+	-	+	+	-	-	-	+	-	-	-	-	-	-	-	-	-	-	-	VENUS STRIATULA
No. Spec.	19	32	46	52	22	36	56	61	58	71	59	25	28	34	33	26	20	36	38	28	34	11	20	29	39	

APPENDIX - 2

NOTE

Explanation of abbreviations in the tables:

N = Number of individuals per m^2
B = Biomass in g AFDW.m^{-2}
S.D.= Sample standard deviation
Σ = Sum of densities resp. biomass
NSPC= Number of species per boxcore
SH-W= Shannon-Wiener index of diversity in bits/ind.
SIMP= Simpson's index of dominance

All species names have been abbreviated by the first four characters of the generic name and the first four characters of the specific name. For full Latin names, see Appendix-1.

Station index:

R3 - p. 2
R50 - p. 2
R70 - p. 3
SM58 - p. 4
TS4 - p. 5
TS30 - p. 5
META2 - p. 6
TS100 - p. 7
SM30 - p. 8
RHC4 - p. 9
SM37 - p. 10
SM1 - p. 11
META1 - p. 11
SM20 - p. 12
N2 - p. 13
N10 - p. 13
N30 - p. 14
N50 - p. 14
N70 - p. 15
VD4 - p. 16
VD3 - p. 16
VD2 - p. 17
VD1 - p. 17
W30 - p. 18
W70 - p. 19

STATION : R3
GEOGR. POS. : 53° 54" 7' N 06° 34" 36' E
DATE : 23/04/91
DEPTH m : 12
Median Grain: 160 µ
Perc. Mud : 1.2

	BOX 1		BOX 2		BOX 3		BOX 4		BOX 5		MEAN	S.D.	MEAN	S.D.
	N	B	N	B	N	B	N	B	N	B	N		B	
CRUSTACEA														
ATYLFALC	0.0	0.000	14.6	0.003	0.0	0.000	0.0	0.000	0.0	0.000	2.9(	6.5)	0.001(	0.001)
ATYLSWAM	0.0	0.000	73.2	0.015	14.6	0.003	14.6	0.003	0.0	0.000	20.5(	30.3)	0.004(	0.006)
BATHELEG	307.2	0.061	175.6	0.035	43.9	0.009	175.6	0.035	146.3	0.029	169.7(	94.0)	0.034(	0.019)
BATHGUIL	29.3	0.006	0.0	0.000	0.0	0.000	0.0	0.000	0.0	0.000	5.9(	13.1)	0.001(	0.003)
GASTSPIN	0.0	0.000	14.6	0.026	0.0	0.000	0.0	0.000	0.0	0.000	2.9(	6.5)	0.005(	0.012)
PONTALTA	87.8	0.018	102.4	0.020	87.8	0.018	73.2	0.015	117.0	0.023	93.6(	16.7)	0.019(	0.003)
SCHIKERV	0.0	0.000	14.6	0.026	0.0	0.000	0.0	0.000	0.0	0.000	2.9(	6.5)	0.005(	0.012)
UROTPOSE	14.6	0.003	29.3	0.006	0.0	0.000	0.0	0.000	29.3	0.006	14.6(	14.6)	0.003(	0.003)
ECHINODERMATA														
ECHICORD	14.6	6.442	14.6	7.003	0.0	0.000	0.0	0.000	14.6	3.009	8.8(	8.0)	3.291(	3.371)
MOLLUSCA														
MACOBALT	14.6	0.044	29.3	0.054	43.9	0.053	14.6	0.020	14.6	0.023	23.4(	13.1)	0.039(	0.016)
MONTFERR	14.6	0.019	0.0	0.000	0.0	0.000	0.0	0.000	0.0	0.000	2.9(	6.5)	0.004(	0.009)
POLYCHAETA														
MAGEPAPI	248.7	0.772	175.6	0.386	131.7	0.357	190.2	0.464	204.8	0.456	190.2(	42.7)	0.487(	0.166)
NEPHCIRR	14.6	0.149	43.9	0.356	29.3	0.206	43.9	0.277	58.5	0.193	38.0(	16.7)	0.236(	0.081)
NEPHHOMB	43.9	1.858	14.6	0.512	0.0	0.000	14.6	0.108	14.6	0.059	17.6(	16.0)	0.507(	0.781)
PARAGRAC	0.0	0.000	14.6	0.003	0.0	0.000	0.0	0.000	0.0	0.000	2.9(	6.5)	0.001(	0.001)
SCOLARMI	0.0	0.000	14.6	0.010	0.0	0.000	0.0	0.000	0.0	0.000	2.9(	6.5)	0.002(	0.005)
SCOLSQUA	0.0	0.000	0.0	0.000	0.0	0.000	0.0	0.000	14.6	0.072	2.9(	6.5)	0.014(	0.032)
SPIOFILI	87.8	0.019	29.3	0.006	131.7	0.023	43.9	0.010	58.5	0.023	70.2(	40.6)	0.016(	0.008)
MISCELLANEOUS														
NEMERTIN	14.6	0.440	0.0	0.000	14.6	0.048	0.0	0.000	0.0	0.000	5.9(	8.0)	0.098(	0.193)
Σ	892.4	9.831	760.8	8.462	497.4	0.717	570.6	0.932	673.0	3.895	678.8(	155.7)	4.767(	4.218)
NSPC	12		15		8		8		10					
SH-W	1.844		2.244		1.812		1.669		1.892					
SIMP	0.208		0.127		0.168		0.216		0.171					

STATION : R50
GEOGR. POS. : 53° 57" 14' N 06° 18" 42' E
DATE : 23/04/91
DEPTH m : 31
Median Grain: 354 µ
Perc. Mud : 0.5

	BOX 1		BOX 2		BOX 3		BOX 4		BOX 5		MEAN	S.D.	MEAN	S.D.
	N	B	N	B	N	B	N	B	N	B	N		B	
CRUSTACEA														
ARGIHANA	0.0	0.000	0.0	0.000	14.6	0.003	14.6	0.003	0.0	0.000	5.9(	8.0)	0.001(	0.002)
BATHGUIL	0.0	0.000	29.3	0.006	29.3	0.006	0.0	0.000	0.0	0.000	11.7(	16.0)	0.002(	0.003)
DIASRUGO	0.0	0.000	0.0	0.000	14.6	0.003	0.0	0.000	0.0	0.000	2.9(	6.5)	0.001(	0.001)
IPHITRIS	0.0	0.000	0.0	0.000	0.0	0.000	14.6	0.007	0.0	0.000	2.9(	6.5)	0.001(	0.003)
MEGAAGIL	0.0	0.000	0.0	0.000	14.6	0.003	0.0	0.000	0.0	0.000	2.9(	6.5)	0.001(	0.001)
PSEUGILS	0.0	0.000	0.0	0.000	14.6	0.003	0.0	0.000	0.0	0.000	2.9(	6.5)	0.001(	0.001)
PSEULONG	0.0	0.000	0.0	0.000	0.0	0.000	0.0	0.000	14.6	0.003	2.9(	6.5)	0.001(	0.001)
THIASCUT	29.3	1.305	14.6	0.042	0.0	0.000	14.6	0.042	0.0	0.000	11.7(	12.2)	0.278(	0.575)
UROTPOSE	0.0	0.000	29.3	0.006	0.0	0.000	14.6	0.003	0.0	0.000	8.8(	13.1)	0.002(	0.003)
ECHINODERMATA														
ECHICORD	14.6	15.587	14.6	16.614	0.0	0.000	0.0	0.000	14.6	5.912	8.8(	8.0)	7.623(	8.115)
ECHIPUSI	73.2	0.064	131.7	0.038	365.8	0.230	321.9	0.228	43.9	0.035	187.3(	147.2)	0.119(	0.101)
MOLLUSCA														
MONTFERR	0.0	0.000	0.0	0.000	14.6	0.000	0.0	0.000	0.0	0.000	2.9(	6.5)	0.000(	0.000)
NATIALDE	0.0	0.000	0.0	0.000	29.3	0.016	0.0	0.000	14.6	0.026	8.8(	13.1)	0.008(	0.012)
SPISELLI	0.0	0.000	0.0	0.000	0.0	0.000	14.6	0.079	0.0	0.000	2.9(	6.5)	0.016(	0.035)
TELLFABU	0.0	0.000	0.0	0.000	14.6	0.000	0.0	0.000	0.0	0.000	2.9(	6.5)	0.000(	0.000)
POLYCHAETA														
AONIPAUC	14.6	0.006	0.0	0.000	0.0	0.000	14.6	0.007	0.0	0.000	5.9(	8.0)	0.003(	0.004)
EXOGNAID	0.0	0.000	0.0	0.000	0.0	0.000	29.3	0.000	0.0	0.000	5.9(	13.1)	0.000(	0.000)
GONIBOBR	0.0	0.000	0.0	0.000	0.0	0.000	43.9	0.000	0.0	0.000	8.8(	19.6)	0.000(	0.000)
LANICONC	14.6	1.287	0.0	0.000	0.0	0.000	0.0	0.000	0.0	0.000	2.9(	6.5)	0.257(	0.576)
LUMBLATR	0.0	0.000	14.6	0.029	0.0	0.000	0.0	0.000	0.0	0.000	2.9(	6.5)	0.006(	0.013)
NEPHCIRR	117.0	0.493	146.3	0.078	219.4	0.089	175.6	0.976	73.2	0.135	146.3(	55.7)	0.354(	0.388)
NEPHLONG	14.6	0.598	0.0	0.000	14.6	0.515	0.0	0.000	0.0	0.000	5.9(	8.0)	0.223(	0.306)
OPHELIMA	14.6	0.006	0.0	0.000	14.6	0.357	0.0	0.000	0.0	0.000	5.9(	8.0)	0.073(	0.159)
POECSERP	0.0	0.000	14.6	0.038	0.0	0.000	0.0	0.000	0.0	0.000	2.9(	6.5)	0.008(	0.017)
SCOLARMI	29.3	0.342	0.0	0.000	14.6	0.135	29.3	0.241	14.6	0.121	17.6(	12.2)	0.168(	0.130)
SCOLBONN	0.0	0.000	14.6	0.638	14.6	0.234	0.0	0.000	0.0	0.000	5.9(	8.0)	0.174(	0.278)
SPIOBOMB	14.6	0.078	14.6	0.078	14.6	0.010	29.3	0.022	0.0	0.000	14.6(	10.3)	0.037(	0.037)
STREWEBS	0.0	0.000	0.0	0.000	0.0	0.000	14.6	0.000	0.0	0.000	2.9(	6.5)	0.000(	0.000)
SYLLIDAE	14.6	0.003	0.0	0.000	0.0	0.000	0.0	0.000	0.0	0.000	2.9(	6.5)	0.001(	0.001)
MISCELLANEOUS														
ANTHOZOA	0.0	0.000	0.0	0.000	0.0	0.000	0.0	0.000	14.6	0.236	2.9(	6.5)	0.047(	0.105)
BRANLANC	14.6	0.110	0.0	0.000	117.0	0.032	14.6	0.676	29.3	0.740	35.1(	47.0)	0.312(	0.365)
NEMERTIN	29.3	0.010	58.5	0.161	73.2	0.032	58.5	0.386	29.3	0.032	49.7(	19.6)	0.124(	0.158)
Σ	395.0	19.889	482.8	17.727	994.8	1.668	804.7	2.671	248.7	7.240	585.2(	306.5)	9.839(	8.487)
NSPC	13		11		17		15		9					
SH-W	2.228		1.947		2.035		1.992		2.003					
SIMP	0.117		0.169		0.195		0.208		0.110					

STATION : R70
GEOGR. POS. : 54° 7" 0' N 06° 12" 45' E
DATE : 24/04/91
DEPTH m : 34
Median Grain: 215 μ
Perc. Mud : 2.0

	BOX 1		BOX 2		BOX 3		BOX 4		BOX 5		MEAN	S.D.	MEAN	S.D.
	N	B	N	B	N	B	N	B	N	B	N		B	
CRUSTACEA														
ACIDOBES	0.0	0.000	14.6	0.003	0.0	0.000	0.0	0.000	0.0	0.000	2.9(	6.5)	0.001(	0.001)
ARGIHAMA	14.6	0.003	0.0	0.000	0.0	0.000	0.0	0.000	0.0	0.000	2.9(	6.5)	0.001(	0.001)
BATHELEG	0.0	0.000	14.6	0.003	0.0	0.000	0.0	0.000	14.6	0.003	5.9(	8.0)	0.001(	0.002)
BATHGUIL	14.6	0.003	0.0	0.000	29.3	0.006	0.0	0.000	0.0	0.000	8.8(	13.1)	0.002(	0.003)
BATHTENU	73.2	0.015	29.3	0.006	73.2	0.015	0.0	0.000	14.6	0.003	38.0(	33.7)	0.008(	0.007)
CALLSUBT	0.0	0.000	0.0	0.000	0.0	0.000	14.6	1.453	0.0	0.000	2.9(	6.5)	0.291(	0.650)
HIPPDENT	14.6	0.003	0.0	0.000	0.0	0.000	0.0	0.000	0.0	0.000	2.9(	6.5)	0.001(	0.001)
IPHITRIS	14.6	0.003	43.9	0.009	14.6	0.003	0.0	0.000	0.0	0.000	14.6(	17.9)	0.003(	0.004)
LEUCINCI	14.6	0.003	0.0	0.000	0.0	0.000	14.6	0.003	0.0	0.000	5.9(	8.0)	0.001(	0.002)
MEGAAGIL	0.0	0.000	0.0	0.000	14.6	0.003	0.0	0.000	0.0	0.000	2.9(	6.5)	0.001(	0.001)
PERILONG	43.9	0.009	0.0	0.000	29.3	0.006	0.0	0.000	14.6	0.003	17.6(	19.1)	0.004(	0.004)
PONTALTA	0.0	0.000	0.0	0.000	14.6	0.003	0.0	0.000	43.9	0.009	11.7(	19.1)	0.002(	0.004)
PSEULONG	14.6	0.003	14.6	0.003	43.9	0.009	0.0	0.000	14.6	0.003	17.6(	16.0)	0.004(	0.003)
SIPHKROY	0.0	0.000	0.0	0.000	14.6	0.003	0.0	0.000	29.3	0.006	8.8(	13.1)	0.002(	0.003)
UROTPOSE	58.5	0.012	58.5	0.012	29.3	0.006	87.8	0.018	14.6	0.003	49.7(	28.5)	0.010(	0.006)
ECHINODERMATA														
ACROBRAC	14.6	0.195	14.6	0.154	0.0	0.000	0.0	0.000	0.0	0.000	5.9(	8.0)	0.070(	0.096)
AMPHFILI	29.3	0.217	0.0	0.000	14.6	0.015	87.8	0.440	0.0	0.000	26.3(	36.4)	0.134(	0.194)
OPHIALBI	14.6	0.003	14.6	0.003	58.5	0.012	14.6	0.003	14.6	0.000	23.4(	19.6)	0.004(	0.004)
MOLLUSCA														
CORBGIBB	0.0	0.000	0.0	0.000	0.0	0.000	0.0	0.000	14.6	0.006	2.9(	6.5)	0.001(	0.003)
CYLICYLI	0.0	0.000	14.6	0.045	0.0	0.000	0.0	0.000	0.0	0.000	2.9(	6.5)	0.009(	0.020)
DOSILUPI	14.6	1.328	0.0	0.000	0.0	0.000	0.0	0.000	0.0	0.000	2.9(	6.5)	0.266(	0.594)
MYSEBIDE	0.0	0.000	0.0	0.000	14.6	0.003	73.2	0.015	0.0	0.000	17.6(	31.7)	0.004(	0.006)
NATIALDE	0.0	0.000	0.0	0.000	14.6	0.004	0.0	0.000	14.6	0.004	5.9(	8.0)	0.002(	0.002)
TELLFABU	14.6	0.020	0.0	0.000	0.0	0.000	29.3	0.016	14.6	0.000	11.7(	12.2)	0.007(	0.010)
THRAPHAS	0.0	0.000	0.0	0.000	0.0	0.000	14.6	0.004	29.3	0.157	8.8(	13.1)	0.032(	0.070)
VENUSTRI	0.0	0.000	0.0	0.000	14.6	0.000	0.0	0.000	0.0	0.000	2.9(	6.5)	0.000(	0.000)
POLYCHAETA														
CHAESETO	0.0	0.000	0.0	0.000	14.6	0.000	0.0	0.000	14.6	0.000	5.9(	8.0)	0.000(	0.000)
EUMISANG	14.6	0.000	14.6	0.007	14.6	0.006	0.0	0.000	0.0	0.000	8.8(	8.0)	0.003(	0.004)
GONIMACU	58.5	0.164	14.6	0.183	43.9	0.464	58.5	0.357	14.6	0.048	38.0(	22.2)	0.243(	0.165)
LANICONC	14.6	1.321	29.3	2.648	14.6	0.375	14.6	0.120	0.0	0.000	14.6(	10.3)	0.893(	1.110)
MAGEPAPI	2545.6	4.045	1038.7	1.024	1214.3	1.352	1799.5	1.342	1492.3	2.124	1618.1(	593.2)	1.977(	1.225)
NEPHCAEC	0.0	0.000	14.6	3.785	0.0	0.000	0.0	0.000	0.0	0.000	2.9(	6.5)	0.757(	1.693)
NEPHCIRR	87.8	0.174	14.6	0.019	14.6	0.016	0.0	0.000	73.2	0.116	38.0(	39.5)	0.065(	0.076)
NEPHHOMB	58.5	1.754	43.9	1.991	73.2	1.359	117.0	3.476	43.9	1.757	67.3(	30.3)	2.068(	0.819)
OWENFUSI	117.0	0.168	58.5	0.119	14.6	0.029	73.2	0.085	58.5	0.127	64.4(	36.7)	0.106(	0.052)
PHOLMINU	29.3	0.015	0.0	0.000	0.0	0.000	14.6	0.007	0.0	0.000	8.8(	13.1)	0.004(	0.007)
SCOLARMI	0.0	0.000	0.0	0.000	14.6	0.007	0.0	0.000	0.0	0.000	2.9(	6.5)	0.001(	0.003)
SCOLBONN	14.6	0.102	29.3	0.282	0.0	0.000	14.6	0.064	14.6	0.145	14.6(	10.3)	0.119(	0.106)
SIGAMATH	29.3	0.284	58.5	1.726	43.9	0.032	102.4	0.524	0.0	0.000	46.8(	37.9)	0.513(	0.710)
SPIOBOMB	117.0	0.241	58.5	0.132	87.8	0.231	87.8	0.186	29.3	0.061	76.1(	33.4)	0.170(	0.075)
SPIOFILI	73.2	0.038	14.6	0.007	0.0	0.000	14.6	0.003	14.6	0.003	23.4(	28.5)	0.010(	0.016)
STHELIMI	0.0	0.000	0.0	0.000	14.6	0.116	0.0	0.000	0.0	0.000	2.9(	6.5)	0.023(	0.052)
MISCELLANEOUS														
ANTHOZOA	0.0	0.000	14.6	0.612	14.6	2.066	0.0	0.000	0.0	0.000	5.9(	8.0)	0.535(	0.896)
EDWARDSI	29.3	0.666	29.3	0.107	29.3	0.145	43.9	0.097	14.6	0.066	29.3(	10.3)	0.216(	0.253)
NEMERTIN	1111.9	1.194	614.5	0.502	234.1	3.460	234.1	9.299	248.7	0.097	488.6(	384.5)	2.910(	3.801)
PHORONID	1024.1	0.458	321.9	0.129	2340.8	0.93613825.4		10.139	0.0	0.000	3502.4(	5840.3)	2.332(	4.379)
Σ	5676.4	12.440	2589.5	13.509	4564.6	10.68016736.7		27.649	2253.0	4.740	6364.0(	5967.6)	13.804(	8.449)
NSPC	29		25		30		21		23					
SH-W	1.812		2.001		1.669		0.749		1.503					
SIMP	0.272		0.232		0.336		0.694		0.451					

STATION : SM58
GEOGR. POS. : 55° 0" 12' N 04° 59" 39' E
DATE : 24/04/91
DEPTH m : 42
Median Grain: 147 µ
Perc. Mud : 7.2

	BOX 1		BOX 2		BOX 3		BOX 4		BOX 5		MEAN	S.D.	MEAN	S.D.
	N	B	N	B	N	B	N	B	N	B	N		B	
CRUSTACEA														
AMPEBREV	0.0	0.000	0.0	0.000	14.6	0.003	29.3	0.069	0.0	0.000	8.8(	13.1)	0.014(	0.030)
BATHELEG	0.0	0.000	14.6	0.003	0.0	0.000	58.5	0.012	0.0	0.000	14.6(	25.3)	0.003(	0.005)
BATHTENU	29.3	0.006	43.9	0.009	58.5	0.012	87.8	0.018	0.0	0.000	43.9(	32.7)	0.009(	0.007)
CALLSUBT	175.6	6.139	43.9	5.691	87.8	2.451	58.5	0.571	146.3	5.586	102.4(	56.7)	4.087(	2.453)
EUDODEFO	29.3	0.006	0.0	0.000	14.6	0.003	58.5	0.012	43.9	0.009	29.3(	23.1)	0.006(	0.005)
HARPANTE	29.3	0.006	234.1	0.047	29.3	0.006	131.7	0.026	102.4	0.020	105.3(	84.9)	0.021(	0.017)
IONETHOR	0.0	0.000	0.0	0.000	0.0	0.000	29.3	0.018	0.0	0.000	5.9(	13.1)	0.004(	0.008)
PERILONG	0.0	0.000	0.0	0.000	14.6	0.003	0.0	0.000	29.3	0.006	8.8(	13.1)	0.002(	0.003)
PSEULONG	0.0	0.000	14.6	0.003	0.0	0.000	0.0	0.000	0.0	0.000	2.9(	6.5)	0.001(	0.001)
ECHINODERMATA														
AMPHFILI	1214.3	10.200	1477.6	13.233	1053.4	11.779	1214.3	12.699	1448.4	14.479	1281.6(	178.5)	12.478(	1.605)
ASTRIRRE	0.0	0.000	0.0	0.000	0.0	0.000	0.0	0.000	14.6	2.338	2.9(	6.5)	0.468(	1.046)
ECHICORD	29.3	8.980	14.6	5.912	0.0	0.000	14.6	6.443	0.0	0.000	11.7(	12.2)	4.267(	4.064)
MOLLUSCA														
ABRAPRIS	0.0	0.000	0.0	0.000	0.0	0.000	0.0	0.000	14.6	0.003	2.9(	6.5)	0.001(	0.001)
CORBGIBB	204.8	0.111	424.3	0.260	190.2	0.119	497.4	0.265	424.3	0.230	348.2(	140.9)	0.197(	0.076)
CULTPELL	0.0	0.000	29.3	0.534	0.0	0.000	0.0	0.000	14.6	0.407	8.8(	13.1)	0.188(	0.262)
CYLICYLI	14.6	0.000	58.5	0.019	29.3	0.000	29.3	0.035	29.3	0.016	32.2(	16.0)	0.014(	0.015)
DOSILINC	29.3	0.067	0.0	0.000	0.0	0.000	0.0	0.000	0.0	0.000	5.9(	13.1)	0.013(	0.030)
DOSILUPI	0.0	0.000	14.6	0.000	0.0	0.000	0.0	0.000	0.0	0.000	2.9(	6.5)	0.000(	0.000)
MONTFERR	0.0	0.000	14.6	0.022	0.0	0.000	0.0	0.000	0.0	0.000	2.9(	6.5)	0.004(	0.010)
MYSEBIDE	365.8	0.073	1214.3	0.243	702.2	0.140	1082.6	0.217	0.0	0.000	673.0(	502.2)	0.135(	0.100)
MYSIUNDA	0.0	0.000	0.0	0.000	0.0	0.000	29.3	0.018	0.0	0.000	5.9(	13.1)	0.004(	0.008)
NATIALDE	0.0	0.000	0.0	0.000	0.0	0.000	0.0	0.000	14.6	0.004	2.9(	6.5)	0.001(	0.002)
NUCUTENU	0.0	0.000	0.0	0.000	0.0	0.000	0.0	0.000	14.6	0.038	2.9(	6.5)	0.008(	0.017)
NUCUTURG	0.0	0.000	14.6	0.050	14.6	0.004	0.0	0.000	0.0	0.000	5.9(	8.0)	0.011(	0.022)
TELLFABU	14.6	0.003	0.0	0.000	0.0	0.000	0.0	0.000	0.0	0.000	2.9(	6.5)	0.001(	0.001)
VENUSTRI	175.6	0.013	43.9	2.664	73.2	1.884	102.4	0.056	102.4	4.241	99.5(	49.0)	1.772(	1.799)
POLYCHAETA														
ARICMINU	0.0	0.000	0.0	0.000	14.6	0.003	0.0	0.000	0.0	0.000	2.9(	6.5)	0.001(	0.001)
CHAESETO	0.0	0.000	0.0	0.000	0.0	0.000	43.9	0.009	14.6	0.003	11.7(	19.1)	0.002(	0.004)
GONIMACU	14.6	0.004	0.0	0.000	0.0	0.000	14.6	0.003	14.6	0.013	8.8(	8.0)	0.004(	0.005)
HARMLONG	0.0	0.000	0.0	0.000	0.0	0.000	0.0	0.000	14.6	0.019	2.9(	6.5)	0.004(	0.009)
MAGEALLE	0.0	0.000	0.0	0.000	14.6	0.145	0.0	0.000	0.0	0.000	2.9(	6.5)	0.029(	0.065)
MAGEPAPI	292.6	0.050	58.5	0.010	278.0	0.048	87.8	0.018	146.3	0.013	172.6(	107.7)	0.028(	0.020)
NEPHHOMB	29.3	0.006	43.9	0.475	14.6	0.300	29.3	0.035	29.3	0.396	29.3(	10.3)	0.243(	0.212)
OPHIFLEX	0.0	0.000	29.3	0.059	14.6	0.097	29.3	0.070	14.6	0.067	17.6(	12.2)	0.059(	0.036)
OWENFUSI	14.6	0.003	14.6	0.003	0.0	0.000	0.0	0.000	0.0	0.000	5.9(	8.0)	0.001(	0.002)
PECTAURI	14.6	0.004	0.0	0.000	0.0	0.000	0.0	0.000	14.6	0.006	5.9(	8.0)	0.002(	0.003)
PHOLMINU	0.0	0.000	365.8	0.183	190.2	0.095	234.1	0.117	453.5	0.120	248.7(	174.0)	0.103(	0.066)
POECSERP	14.6	0.003	0.0	0.000	0.0	0.000	14.6	0.019	0.0	0.000	5.9(	8.0)	0.004(	0.008)
PRIOCIRR	0.0	0.000	43.9	0.009	0.0	0.000	14.6	0.003	0.0	0.000	11.7(	19.1)	0.002(	0.004)
SCOLARMI	14.6	0.003	14.6	0.010	0.0	0.000	14.6	0.003	29.3	0.012	14.6(	10.3)	0.006(	0.005)
SIGAMATH	0.0	0.000	0.0	0.000	0.0	0.000	73.2	0.809	0.0	0.000	14.6(	32.7)	0.162(	0.362)
SPIOBOMB	29.3	0.006	14.6	0.003	14.6	0.003	14.6	0.003	14.6	0.003	17.6(	6.5)	0.004(	0.001)
SPIOFILI	0.0	0.000	0.0	0.000	0.0	0.000	0.0	0.000	14.6	0.003	2.9(	6.5)	0.001(	0.001)
SPIOKROY	0.0	0.000	0.0	0.000	14.6	0.003	0.0	0.000	0.0	0.000	2.9(	6.5)	0.001(	0.001)
STHELIMI	0.0	0.000	43.9	0.083	14.6	0.003	0.0	0.000	43.9	0.048	20.5(	22.2)	0.027(	0.038)
SYNEKLAT	58.5	0.012	146.3	0.029	14.6	0.003	14.6	0.003	29.3	0.006	52.7(	55.3)	0.011(	0.011)
MISCELLANEOUS														
ANTHOZOA	0.0	0.000	0.0	0.000	0.0	0.000	14.6	15.846	0.0	0.000	2.9(	6.5)	3.169(	7.086)
EDWARDSI	0.0	0.000	0.0	0.000	0.0	0.000	43.9	0.342	0.0	0.000	8.8(	19.6)	0.068(	0.153)
NEMERTIN	43.9	0.016	29.3	0.982	0.0	0.000	0.0	0.000	29.3	0.010	20.5(	19.6)	0.202(	0.436)
PHORONID	190.2	0.076	73.2	0.029	160.9	0.064	234.1	0.094	0.0	0.000	131.7(	94.2)	0.053(	0.038)
PLATHYHE	0.0	0.000	0.0	0.000	0.0	0.000	14.6	0.003	0.0	0.000	2.9(	6.5)	0.001(	0.001)
Σ	3028.4	25.787	4535.3	30.565	3028.4	17.167	4315.8	37.832	3262.5	28.097	3634.1(	732.9)	27.889(	7.507)
NSPC	23		27		23		30		27					
SH-W	2.165		2.119		2.097		2.337		2.056					
SIMP	0.197		0.196		0.192		0.162		0.237					

STATION : TS4
GEOGR. POS. : 53° 24" 55' N 05° 9" 2' E
DATE : 22/05/91
DEPTH m : 13
Median Grain: 210 μ
Perc. Mud : 0.4

	BOX 1		BOX 2		BOX 3		BOX 4		BOX 5		MEAN	S.D.	MEAN	S.D.
	N	B	N	B	N	B	N	B	N	B	N		B	
CRUSTACEA														
ARGIHAMA	0.0	0.000	14.6	0.003	0.0	0.000	0.0	0.000	0.0	0.000	2.9(	6.5)	0.001(	0.001)
ATYLFALC	29.3	0.006	0.0	0.000	0.0	0.000	0.0	0.000	14.6	0.003	8.8(	13.1)	0.002(	0.003)
BATHGUIL	29.3	0.006	0.0	0.000	0.0	0.000	0.0	0.000	0.0	0.000	5.9(	13.1)	0.001(	0.003)
BODOAREN	0.0	0.000	14.6	0.003	0.0	0.000	0.0	0.000	0.0	0.000	2.9(	6.5)	0.001(	0.001)
PSEULONG	29.3	0.006	14.6	0.003	0.0	0.000	14.6	0.003	0.0	0.000	11.7(	12.2)	0.002(	0.002)
PSEUSIMI	14.6	0.003	29.3	0.006	0.0	0.000	0.0	0.000	14.6	0.003	11.7(	12.2)	0.002(	0.002)
UROTPOSE	1155.8	0.231	1536.2	0.307	2048.2	0.410	1623.9	0.325	1258.2	0.252	1524.4(	350.4)	0.305(	0.070)
ECHINODERMATA														
ECHICORD	73.2	56.601	29.3	15.961	43.9	34.323	29.3	29.254	43.9	38.774	43.9(	17.9)	34.983(	14.805)
MOLLUSCA														
BIVALVIA	0.0	0.451	0.0	0.000	0.0	1.062	0.0	0.000	0.0	0.000	0.0(	0.0)	0.303(	0.467)
DONAVITT	292.6	16.105	234.1	14.291	292.6	21.275	175.6	17.032	278.0	20.794	254.6(	50.3)	17.899(	3.032)
MACOBALT	0.0	0.000	29.3	0.878	0.0	0.000	14.6	0.427	0.0	0.000	8.8(	13.1)	0.261(	0.391)
MONTFERR	234.1	0.350	190.2	0.082	73.2	0.029	73.2	0.022	673.0	0.269	248.7(	247.6)	0.150(	0.150)
SPISSUBT	0.0	0.000	14.6	0.224	0.0	0.000	0.0	0.000	0.0	0.000	2.9(	6.5)	0.045(	0.100)
TELLFABU	175.6	8.449	234.1	8.959	190.2	9.539	204.8	9.843	131.7	4.161	187.3(	37.9)	8.190(	2.315)
TELLTENU	14.6	0.935	14.6	0.512	58.5	3.102	43.9	2.610	14.6	0.702	29.3(	20.7)	1.572(	1.194)
POLYCHAETA														
HARMLUNU	0.0	0.000	0.0	0.000	14.6	0.078	0.0	0.000	0.0	0.000	2.9(	6.5)	0.016(	0.035)
LANICONC	14.6	0.003	29.3	0.006	292.6	1.245	146.3	0.010	43.9	0.009	105.3(	116.8)	0.255(	0.554)
MAGEPAPI	29.3	0.064	58.5	0.067	14.6	0.019	43.9	0.066	58.5	0.078	41.0(	19.1)	0.059(	0.023)
NEPHCIRR	0.0	0.000	87.8	0.319	43.9	0.164	73.2	0.061	73.2	0.070	55.6(	34.9)	0.123(	0.124)
NEPHHOMB	29.3	1.630	29.3	0.772	43.9	2.813	0.0	0.000	29.3	1.245	26.3(	16.0)	1.292(	1.045)
SPIOBOMB	248.7	0.059	570.6	0.101	204.8	0.041	380.4	0.044	307.2	0.527	342.3(	143.6)	0.154(	0.210)
SPIOFILI	0.0	0.000	0.0	0.000	14.6	0.010	0.0	0.000	14.6	0.003	5.9(	8.0)	0.003(	0.004)
MISCELLANEOUS														
NEMERTIN	0.0	0.000	29.3	0.576	14.6	0.300	102.4	1.194	29.3	0.145	35.1(	39.5)	0.443(	0.471)
Σ	2370.1	84.896	3160.1	43.071	3350.3	74.410	2926.0	60.892	2984.5	67.033	2958.5(	368.1)	66.060(	15.658)
NSPC	15		18		15		13		15					
SH-W	1.739		1.772		1.480		1.624		1.780					
SIMP	0.277		0.282		0.395		0.336		0.248					

STATION : TS30
GEOGR. POS. : 53° 36" 50' N 04° 56" 18' E
DATE : 28/05/91
DEPTH m : 26
Median Grain: 216 μ
Perc. Mud : 0.3

	BOX 1		BOX 2		BOX 3		BOX 4		BOX 5		MEAN	S.D.	MEAN	S.D.
	N	B	N	B	N	B	N	B	N	B	N		B	
CRUSTACEA														
ARGIHAMA	0.0	0.000	14.6	0.003	0.0	0.000	14.6	0.003	43.9	0.009	14.6(	17.9)	0.003(	0.004)
ATYLFALC	14.6	0.003	0.0	0.000	0.0	0.000	0.0	0.000	0.0	0.000	2.9(	6.5)	0.001(	0.001)
BATHELEG	102.4	0.020	58.5	0.012	0.0	0.000	146.3	0.029	29.3	0.006	67.3(	58.2)	0.013(	0.012)
CAPRELLI	0.0	0.000	14.6	0.003	0.0	0.000	0.0	0.000	0.0	0.000	2.9(	6.5)	0.001(	0.001)
DIASBRAD	14.6	0.003	29.3	0.113	14.6	0.007	0.0	0.000	0.0	0.000	11.7(	12.2)	0.025(	0.049)
DIASLAEV	0.0	0.000	0.0	0.000	0.0	0.000	14.6	0.003	0.0	0.000	2.9(	6.5)	0.001(	0.001)
HIPPDENT	0.0	0.000	29.3	0.006	0.0	0.000	0.0	0.000	0.0	0.000	5.9(	13.1)	0.001(	0.003)
IPHITRIS	0.0	0.000	14.6	0.003	0.0	0.000	0.0	0.000	0.0	0.000	2.9(	6.5)	0.001(	0.001)
MEGAAGIL	0.0	0.000	0.0	0.000	14.6	0.003	29.3	0.006	43.9	0.009	17.6(	19.1)	0.004(	0.004)
PERILONG	0.0	0.000	0.0	0.000	0.0	0.000	14.6	0.003	0.0	0.000	2.9(	6.5)	0.001(	0.001)
PONTALTA	0.0	0.000	0.0	0.000	0.0	0.000	58.5	0.012	0.0	0.000	11.7(	26.2)	0.002(	0.005)
SYNCMACU	0.0	0.000	0.0	0.000	0.0	0.000	29.3	0.006	0.0	0.000	5.9(	13.1)	0.001(	0.003)
UROTPOSE	263.3	0.053	43.9	0.009	117.0	0.023	234.1	0.047	175.6	0.035	166.8(	88.7)	0.033(	0.018)
ECHINODERMATA														
ACROBRAC	0.0	0.000	0.0	0.000	0.0	0.000	0.0	0.000	14.6	0.006	2.9(	6.5)	0.001(	0.003)
ECHICORD	58.5	1.625	14.6	0.692	58.5	1.317	73.2	9.648	278.0	4.600	96.6(	103.8)	3.576(	3.713)
OPHIALBI	0.0	0.000	0.0	0.000	14.6	0.003	0.0	0.000	0.0	0.000	2.9(	6.5)	0.001(	0.001)
MOLLUSCA														
CULTPELL	14.6	0.493	0.0	0.000	0.0	0.000	0.0	0.000	0.0	0.000	2.9(	6.5)	0.099(	0.220)
DONAVITT	102.4	1.064	585.2	5.492	43.9	1.002	58.5	0.183	336.5	5.061	225.3(	233.3)	2.560(	2.508)
MONTFERR	29.3	0.012	43.9	0.009	14.6	0.010	43.9	0.012	29.3	0.006	32.2(	12.2)	0.010(	0.002)
NATIALDE	43.9	0.019	160.9	0.312	14.6	0.007	14.6	0.038	117.0	0.727	70.2(	65.8)	0.221(	0.310)
TELLFABU	131.7	0.006	541.3	0.089	102.4	0.007	146.3	0.004	102.4	0.013	204.8(	189.1)	0.024(	0.037)
POLYCHAETA														
ANAIMUCO	0.0	0.000	14.6	0.007	29.3	0.010	14.6	0.006	0.0	0.000	11.7(	12.2)	0.005(	0.005)
CHAESETO	0.0	0.000	14.6	0.010	0.0	0.000	0.0	0.000	0.0	0.000	2.9(	6.5)	0.002(	0.005)
EUMISANG	0.0	0.000	0.0	0.000	0.0	0.000	14.6	0.006	0.0	0.000	2.9(	6.5)	0.001(	0.003)
GONIMACU	0.0	0.000	14.6	0.080	0.0	0.000	0.0	0.000	0.0	0.000	2.9(	6.5)	0.016(	0.036)
LANICONC	58.5	0.012	321.9	0.064	87.8	0.018	14.6	0.003	58.5	0.012	108.3(	122.2)	0.022(	0.024)
MAGEPAPI	321.9	1.122	848.5	3.712	716.9	3.223	234.1	0.609	1024.1	3.659	629.1(	340.0)	2.465(	1.484)
NEPHCIRR	29.3	19.367	102.4	0.149	190.2	0.222	14.6	0.038	117.0	0.206	90.7(	71.2)	3.997(	8.593)
NEPHHOMB	14.6	0.904	0.0	0.000	0.0	0.000	14.6	0.067	0.0	0.000	5.9(	8.0)	0.194(	0.398)
NOTOLATE	14.6	0.606	0.0	0.000	0.0	0.000	0.0	0.000	0.0	0.000	2.9(	6.5)	0.121(	0.271)
SIGAMATH	14.6	0.850	29.3	0.290	14.6	0.714	43.9	0.291	29.3	1.091	26.3(	12.2)	0.647(	0.353)
SPIOBOMB	1536.2	0.46	110065.4	4.919	5632.5	4.24	910972.5	5.946	5120.5	3.821	6665.4(	3868.9)	3.879(	2.072)
STHELIMI	14.6	0.000	0.0	0.000	0.0	0.000	0.0	0.000	0.0	0.000	2.9(	6.5)	0.000(	0.000)
MISCELLANEOUS														
ANTHOZOA	0.0	0.000	0.0	0.000	0.0	0.000	29.3	3.138	0.0	0.000	5.9(	13.1)	0.628(	1.403)
NEMERTIN	29.3	0.107	43.9	0.038	0.0	0.000	29.3	0.325	43.9	0.051	29.3(	17.9)	0.104(	0.129)
PLATHYHE	0.0	0.000	29.3	0.003	0.0	0.000	0.0	0.000	0.0	0.000	5.9(	13.1)	0.001(	0.001)
Σ	2809.0	26.726	13035.3	16.014	7066.3	10.816	12259.9	20.422	7563.7	19.312	8546.8(	4183.8)	18.658(	5.855)
NSPC	19		22		15		23		16					
SH-W	1.746		1.023		0.865		0.608		1.273					
SIMP	0.324		0.605		0.646		0.802		0.480					

STATION : META2
GEOGR. POS. : 53° 41" 48' N 04° 29" 18' E
DATE : 28/05/91
DEPTH m : 37
Median Grain: 106 µ
Perc. Mud : 21.3

	BOX 1		BOX 2		BOX 3		BOX 4		BOX 5		MEAN	S.D.	MEAN	S.D.
	N	B	N	B	N	B	N	B	N	B	N		B	
CRUSTACEA														
AMPETENU	14.6	0.003	14.6	0.003	14.6	0.003	14.6	0.003	29.3	0.006	17.6(	6.5)	0.004(	0.001)
CALLSUBT	175.6	4.809	117.0	4.860	146.3	10.256	204.8	1.778	263.3	2.254	181.4(	56.3)	4.791(	3.368)
CORYCASS	14.6	4.581	0.0	0.000	0.0	0.000	0.0	0.000	0.0	0.000	2.9(	6.5)	0.916(	2.049)
DIASBRAD	14.6	0.003	0.0	0.000	14.6	0.003	0.0	0.000	0.0	0.000	5.9(	8.0)	0.001(	0.002)
EUDOTRUN	0.0	0.000	0.0	0.000	0.0	0.000	0.0	0.000	14.6	0.003	2.9(	6.5)	0.001(	0.001)
HARPANTE	43.9	0.009	43.9	0.009	43.9	0.009	43.9	0.009	175.6	0.035	70.2(	58.9)	0.014(	0.012)
HARPPECT	0.0	0.000	29.3	0.006	0.0	0.000	43.9	0.009	14.6	0.003	17.6(	19.1)	0.004(	0.004)
IONETHOR	0.0	0.000	0.0	0.000	0.0	0.000	0.0	0.000	14.6	0.003	2.9(	6.5)	0.001(	0.001)
UPOGDELT	14.6	1.756	14.6	0.029	29.3	2.775	58.5	8.045	29.3	2.493	29.3(	17.9)	3.020(	3.005)
ECHINODERMATA														
AMPHFILI	1858.0	29.541	1931.2	33.386	2121.4	30.707	1477.6	12.004	1126.5	16.108	1702.9(	398.2)	24.349(	9.609)
ECHICORD	14.6	1.669	14.6	2.698	14.6	1.109	14.6	2.019	29.3	3.346	17.6(	6.5)	2.168(	0.875)
LEPTINHA	0.0	0.000	29.3	2.195	14.6	0.723	0.0	0.000	0.0	0.000	8.8(	13.1)	0.583(	0.953)
ABRAALBA	1755.6	0.275	4111.0	0.802	2735.8	0.475	2633.4	0.475	6759.1	1.220	3599.0(	1957.3)	0.650(	0.371)
CYLICYLI	58.5	0.104	0.0	0.000	0.0	0.000	0.0	0.000	14.6	0.026	14.6(	25.3)	0.026(	0.045)
MONTFERR	0.0	0.000	0.0	0.000	0.0	0.000	29.3	0.034	0.0	0.000	5.9(	13.1)	0.007(	0.015)
MYSEBIDE	1038.7	0.519	1463.0	0.293	1082.6	0.217	643.7	0.129	936.3	0.187	1032.9(	295.1)	0.269(	0.152)
MYSIUNDA	0.0	0.000	0.0	0.000	14.6	0.000	0.0	0.000	0.0	0.000	2.9(	6.5)	0.000(	0.000)
NATIALDE	0.0	0.000	0.0	0.000	0.0	0.000	0.0	0.000	29.3	0.026	5.9(	13.1)	0.005(	0.012)
NUCUTENU	14.6	0.000	14.6	0.003	0.0	0.000	0.0	0.000	0.0	0.000	5.9(	8.0)	0.001(	0.001)
NUCUTURG	14.6	0.016	14.6	0.073	14.6	0.000	14.6	0.003	43.9	0.080	20.5(	13.1)	0.035(	0.039)
THRACONV	0.0	0.000	0.0	0.000	14.6	0.045	14.6	0.127	14.6	0.020	8.8(	8.0)	0.039(	0.053)
TURRCOMM	0.0	0.000	29.3	1.898	14.6	0.238	29.3	1.805	14.6	0.745	17.6(	12.2)	0.937(	0.877)
VENUSTRI	0.0	0.000	0.0	0.000	0.0	0.000	0.0	0.000	14.6	0.000	2.9(	6.5)	0.000(	0.000)
POLYCHAETA														
CHAESETO	14.6	0.003	0.0	0.000	0.0	0.000	0.0	0.000	0.0	0.000	2.9(	6.5)	0.001(	0.001)
CHAEVARI	29.3	1.889	14.6	2.034	43.9	13.451	29.3	6.604	29.3	4.769	29.3(	10.3)	5.749(	4.736)
DIPLGLAU	14.6	0.003	14.6	0.042	14.6	0.023	14.6	0.026	29.3	0.010	17.6(	6.5)	0.021(	0.015)
EUNONODO	0.0	0.000	0.0	0.000	0.0	0.000	0.0	0.000	14.6	0.007	2.9(	6.5)	0.001(	0.003)
GATTCIRR	0.0	0.000	0.0	0.000	73.2	0.969	0.0	0.000	14.6	0.113	17.6(	31.7)	0.216(	0.423)
GLYCALBA	0.0	0.000	0.0	0.000	14.6	0.203	0.0	0.000	0.0	0.000	2.9(	6.5)	0.041(	0.091)
GLYCNORD	0.0	0.000	0.0	0.000	14.6	0.003	0.0	0.000	0.0	0.000	2.9(	6.5)	0.001(	0.001)
GOLFVULG	0.0	0.000	0.0	0.000	14.6	0.048	0.0	0.000	0.0	0.000	2.9(	6.5)	0.010(	0.022)
GYPTCAPE	0.0	0.000	0.0	0.000	14.6	0.007	0.0	0.000	0.0	0.000	2.9(	6.5)	0.001(	0.003)
HARMLONG	0.0	0.000	29.3	0.013	0.0	0.000	14.6	0.007	14.6	0.007	11.7(	12.2)	0.006(	0.006)
HARMLUNU	0.0	0.000	14.6	0.234	14.6	0.145	0.0	0.000	0.0	0.000	5.9(	8.0)	0.076(	0.108)
HARMSPEC	0.0	0.000	14.6	0.003	0.0	0.000	0.0	0.000	29.3	0.015	8.8(	13.1)	0.004(	0.006)
LUMBLATR	117.0	0.108	175.6	0.255	219.4	0.259	87.8	0.067	190.2	0.243	158.0(	54.2)	0.186(	0.091)
LUMBPSEU	14.6	0.016	43.9	0.064	0.0	0.000	0.0	0.000	14.6	0.003	14.6(	17.9)	0.017(	0.027)
MEDIGRAC	0.0	0.000	0.0	0.000	29.3	0.006	14.6	0.003	0.0	0.000	8.8(	13.1)	0.002(	0.003)
NEPHHOMB	0.0	0.000	29.3	0.054	0.0	0.000	14.6	0.000	58.5	0.193	20.5(	24.5)	0.049(	0.084)
NOTOLATE	0.0	0.000	14.6	0.083	14.6	0.811	0.0	0.000	0.0	0.000	5.9(	8.0)	0.179(	0.355)
OPHIFLEX	29.3	0.138	0.0	0.000	14.6	0.035	14.6	0.016	14.6	0.035	14.6(	10.3)	0.045(	0.054)
ORBISERT	0.0	0.000	0.0	0.000	14.6	2.480	0.0	0.000	0.0	0.000	2.9(	6.5)	0.496(	1.109)
OWENFUSI	14.6	0.086	29.3	0.193	29.3	0.285	29.3	0.252	14.6	0.078	23.4(	8.0)	0.179(	0.094)
PARAGRAC	0.0	0.000	0.0	0.000	0.0	0.000	0.0	0.000	14.6	0.003	2.9(	6.5)	0.001(	0.001)
PECTAURI	0.0	0.000	29.3	0.339	14.6	0.007	0.0	0.000	0.0	0.000	8.8(	13.1)	0.069(	0.151)
PECTKORE	14.6	0.104	0.0	0.000	0.0	0.000	14.6	0.850	0.0	0.000	5.9(	8.0)	0.191(	0.371)
PHOLMINU	58.5	0.029	175.6	0.088	204.8	0.102	102.4	0.051	146.3	0.073	137.5(	58.2)	0.069(	0.029)
POLYSPEC	14.6	0.007	0.0	0.000	0.0	0.000	29.3	0.031	0.0	0.000	8.8(	13.1)	0.008(	0.013)
SCALINFL	0.0	0.000	43.9	0.009	0.0	0.000	0.0	0.000	43.9	0.009	17.6(	24.0)	0.004(	0.005)
SPIOBOMB	0.0	0.000	14.6	0.003	0.0	0.000	0.0	0.000	14.6	0.003	5.9(	8.0)	0.001(	0.002)
STHELIMI	14.6	0.097	0.0	0.000	0.0	0.000	0.0	0.000	0.0	0.000	2.9(	6.5)	0.019(	0.043)
MISCELLANEOUS														
ANTHOZOA	0.0	0.000	0.0	0.000	0.0	0.000	14.6	8.382	0.0	0.000	2.9(	6.5)	1.676(	3.748)
GOLFPROC	14.6	0.048	0.0	0.000	0.0	0.000	14.6	0.155	0.0	0.000	5.9(	8.0)	0.041(	0.067)
NEMERTIN	43.9	0.193	0.0	0.000	29.3	0.026	14.6	0.029	43.9	0.051	26.3(	19.1)	0.060(	0.077)
PHORONID	73.2	0.029	29.3	0.012	0.0	0.000	14.6	0.006	43.9	0.018	32.2(	28.1)	0.013(	0.011)
PLATHYHE	14.6	0.205	0.0	0.000	0.0	0.000	14.6	0.003	14.6	0.007	8.8(	8.0)	0.043(	0.091)
Σ	5515.5	46.240	8500.0	49.679	7051.7	65.421	5661.8	42.921	10270.3	32.193	7399.9(	2008.9)	47.291(	12.068)
NSPC	28		28		31		29		35					
SH-W	1.775		1.568		1.740		1.701		1.423					
SIMP	0.250		0.315		0.266		0.298		0.454					

STATION : TS100
GEOGR. POS. : 54° 8" 58' N 04° 20" 31' E
DATE : 29/05/91
DEPTH m : 50
Median Grain: 93 μ
Perc. Mud : 16.9

	BOX 1		BOX 2		BOX 3		BOX 4		BOX 5		MEAN	S.D.	MEAN	S.D.
	N	B	N	B	N	B	N	B	N	B	N		B	
CRUSTACEA														
AMPETENU	14.6	0.003	0.0	0.000	0.0	0.000	0.0	0.000	29.3	0.006	8.8(	13.1)	0.002(	0.003)
AORISPEC	0.0	0.000	0.0	0.000	0.0	0.000	29.3	0.006	0.0	0.000	5.9(	13.1)	0.001(	0.003)
CALLSUBT	102.4	2.572	175.6	2.284	73.2	1.416	29.3	3.542	102.4	3.047	96.6(	53.4)	2.572(	0.804)
DIASLAEV	0.0	0.000	14.6	0.003	0.0	0.000	0.0	0.000	0.0	0.000	2.9(	6.5)	0.001(	0.001)
EBALSPEC	0.0	0.000	14.6	0.010	0.0	0.000	14.6	0.026	0.0	0.000	5.9(	8.0)	0.007(	0.012)
EUDOTRUN	14.6	0.003	0.0	0.000	0.0	0.000	14.6	0.003	14.6	0.003	8.8(	8.0)	0.002(	0.002)
HARPANTE	14.6	0.003	58.5	0.012	146.3	0.029	14.6	0.003	117.0	0.023	70.2(	59.8)	0.014(	0.012)
HARPCREN	0.0	0.000	0.0	0.000	0.0	0.000	0.0	0.000	14.6	0.003	2.9(	6.5)	0.001(	0.001)
IONETHOR	0.0	0.000	14.6	0.003	14.6	0.003	14.6	0.003	14.6	0.003	11.7(	6.5)	0.002(	0.001)
PERILONG	0.0	0.000	0.0	0.000	14.6	0.003	0.0	0.000	0.0	0.000	2.9(	6.5)	0.001(	0.001)
UPOGDELT	0.0	0.000	29.3	2.175	0.0	0.000	0.0	0.000	0.0	0.000	5.9(	13.1)	0.435(	0.973)
UPOGSTEL	0.0	0.000	0.0	0.000	14.6	3.252	14.6	0.219	0.0	0.000	5.9(	8.0)	0.694(	1.433)
ECHINODERMATA														
AMPHFILI	790.0	1.864	512.0	1.839	790.0	1.213	468.2	0.695	585.2	2.120	629.1(	152.7)	1.546(	0.581)
ECHICORD	0.0	0.000	0.0	0.000	0.0	0.000	14.6	1.030	0.0	0.000	2.9(	6.5)	0.206(	0.461)
ECHIFLAV	0.0	0.000	14.6	0.692	0.0	0.000	14.6	0.816	0.0	0.000	5.9(	8.0)	0.302(	0.415)
LABIBUSK	14.6	0.007	0.0	0.000	0.0	0.000	0.0	0.000	0.0	0.000	2.9(	6.5)	0.001(	0.003)
LEPTINHA	0.0	0.000	14.6	0.948	14.6	0.639	0.0	0.000	0.0	0.000	5.9(	8.0)	0.317(	0.448)
MOLLUSCA														
CINGVITR	29.3	0.007	14.6	0.003	175.6	0.040	0.0	0.000	14.6	0.003	46.8(	72.7)	0.011(	0.016)
CORBGIBB	14.6	0.004	14.6	0.007	29.3	0.007	0.0	0.000	0.0	0.000	11.7(	12.2)	0.004(	0.004)
CYLICYLI	29.3	0.019	14.6	0.007	0.0	0.000	29.3	0.013	0.0	0.000	14.6(	14.6)	0.008(	0.008)
LEPTSQUA	0.0	0.000	29.3	0.053	0.0	0.000	0.0	0.000	0.0	0.000	5.9(	13.1)	0.011(	0.024)
MYSEBIDE	131.7	0.026	102.4	0.020	43.9	0.009	58.5	0.012	175.6	0.035	102.4(	53.8)	0.020(	0.011)
MYSIUNDA	0.0	0.000	0.0	0.000	0.0	0.000	14.6	0.004	0.0	0.000	2.9(	6.5)	0.001(	0.002)
NUCUTENU	0.0	0.000	0.0	0.000	29.3	0.004	0.0	0.000	0.0	0.000	5.9(	13.1)	0.001(	0.002)
NUCUTURG	29.3	0.158	14.6	0.003	0.0	0.000	14.6	0.012	14.6	0.003	14.6(	10.3)	0.035(	0.069)
POLYCHAETA														
CAULSPEC	0.0	0.000	29.3	0.006	58.5	0.012	0.0	0.000	0.0	0.000	17.6(	26.2)	0.004(	0.005)
CHAESETO	29.3	0.006	29.3	0.006	29.3	0.006	58.5	0.012	117.0	0.023	52.7(	38.2)	0.011(	0.008)
CHAEVARI	117.0	23.246	0.0	0.000	29.3	14.097	146.3	15.666	73.2	13.363	73.2(	60.3)	13.274(	8.397)
CIRRATUL	14.6	0.003	0.0	0.000	0.0	0.000	0.0	0.000	0.0	0.000	2.9(	6.5)	0.001(	0.001)
DIPLGLAU	29.3	0.012	14.6	0.003	29.3	0.016	14.6	0.013	14.6	0.000	20.5(	8.0)	0.009(	0.007)
EXOGSPEC	0.0	0.000	14.6	0.003	0.0	0.000	0.0	0.000	0.0	0.000	2.9(	6.5)	0.001(	0.001)
GATTCIRR	58.5	0.363	58.5	0.029	29.3	0.742	29.3	0.468	29.3	0.146	41.0(	16.0)	0.350(	0.279)
GLYCROUX	29.3	0.762	29.3	2.723	43.9	0.399	29.3	0.688	14.6	0.193	29.3(	10.3)	0.953(	1.015)
GOLFVULG	0.0	0.000	0.0	0.000	14.6	0.000	0.0	0.000	0.0	0.000	2.9(	6.5)	0.000(	0.000)
GONIMACU	0.0	0.000	0.0	0.000	0.0	0.000	0.0	0.000	14.6	0.038	2.9(	6.5)	0.008(	0.017)
GYPTCAPE	0.0	0.000	14.6	0.007	14.6	0.007	14.6	0.007	0.0	0.000	8.8(	8.0)	0.004(	0.004)
HARMLONG	14.6	0.007	0.0	0.000	0.0	0.000	0.0	0.000	0.0	0.000	2.9(	6.5)	0.001(	0.003)
HARMLUNU	0.0	0.000	14.6	0.007	0.0	0.000	0.0	0.000	0.0	0.000	2.9(	6.5)	0.001(	0.003)
LAONCIRR	14.6	0.067	0.0	0.000	0.0	0.000	0.0	0.000	0.0	0.000	2.9(	6.5)	0.013(	0.030)
LUMBLATR	14.6	0.019	58.5	0.101	29.3	0.035	43.9	0.022	29.3	0.019	35.1(	16.7)	0.039(	0.035)
LUMBPSEU	29.3	0.038	14.6	0.003	0.0	0.000	0.0	0.000	43.9	0.019	17.6(	19.1)	0.012(	0.017)
MAGEALLE	0.0	0.000	0.0	0.000	0.0	0.000	14.6	0.006	0.0	0.000	2.9(	6.5)	0.001(	0.003)
MAGEPAPI	14.6	0.003	0.0	0.000	0.0	0.000	0.0	0.000	0.0	0.000	2.9(	6.5)	0.001(	0.001)
MEDIGRAC	0.0	0.000	0.0	0.000	29.3	0.006	0.0	0.000	0.0	0.000	5.9(	13.1)	0.001(	0.003)
NEPHHOMB	14.6	0.019	58.5	0.097	29.3	0.016	14.6	0.097	43.9	1.018	32.2(	19.1)	0.249(	0.432)
NERELONG	14.6	0.231	0.0	0.000	29.3	0.271	0.0	0.000	14.6	0.145	11.7(	12.2)	0.129(	0.127)
NOTOLATE	14.6	0.038	0.0	0.000	117.0	1.438	58.5	0.541	58.5	0.869	49.7(	45.8)	0.577(	0.602)
OPHIFLEX	0.0	0.000	0.0	0.000	14.6	0.038	29.3	0.086	0.0	0.000	8.8(	13.1)	0.025(	0.038)
PARAGRAC	14.6	0.003	0.0	0.000	58.5	0.012	14.6	0.003	29.3	0.006	23.4(	22.2)	0.005(	0.004)
PECTAURI	14.6	0.133	0.0	0.000	14.6	0.007	0.0	0.000	0.0	0.000	5.9(	8.0)	0.028(	0.059)
PHOLMINU	29.3	0.015	14.6	0.007	14.6	0.007	58.5	0.029	58.5	0.029	35.1(	22.2)	0.018(	0.011)
POLYSPEC	0.0	0.000	0.0	0.000	0.0	0.000	14.6	0.023	0.0	0.000	2.9(	6.5)	0.005(	0.010)
PRIOCIRR	29.3	0.006	0.0	0.000	43.9	0.009	14.6	0.003	0.0	0.000	17.6(	19.1)	0.004(	0.004)
SPIOBOMB	0.0	0.000	14.6	0.003	0.0	0.000	0.0	0.000	0.0	0.000	2.9(	6.5)	0.001(	0.001)
STHELIMI	14.6	0.050	0.0	0.000	0.0	0.000	14.6	0.066	0.0	0.000	5.9(	8.0)	0.023(	0.032)
SYNEKLAT	29.3	0.006	58.5	0.012	14.6	0.003	43.9	0.009	14.6	0.003	32.2(	19.1)	0.006(	0.004)
TERESTRO	14.6	0.019	14.6	0.003	0.0	0.000	14.6	0.023	0.0	0.000	8.8(	8.0)	0.009(	0.011)
MISCELLANEOUS														
GOLFELON	14.6	0.464	43.9	1.081	14.6	0.123	0.0	0.000	29.3	1.081	20.5(	16.7)	0.550(	0.514)
GOLFPROC	14.6	0.234	0.0	0.000	0.0	0.000	0.0	0.000	0.0	0.000	2.9(	6.5)	0.047(	0.105)
NEMERTIN	14.6	0.003	0.0	0.000	0.0	0.000	0.0	0.000	14.6	0.010	5.9(	8.0)	0.003(	0.004)
PHORONID	0.0	0.000	14.6	0.006	29.3	0.012	0.0	0.000	14.6	0.006	11.7(	12.2)	0.005(	0.005)
Σ	1784.9	30.413	1536.2	12.156	2033.6	23.872	1375.2	24.147	1697.1	22.216	1685.4(	249.9)	22.561(	6.600)
NSPC	35		32		32		32		27					
SH-W	2.469		2.694		2.566		2.724		2.539					
SIMP	0.208		0.132		0.168		0.132		0.143					

STATION : SM30
GEOGR. POS. : 54° 30" 0' N 03° 59" 50' E
DATE : 25/04/91
DEPTH m : 46
Median Grain: 112 μ
Perc. Mud : 7.6

	BOX 1		BOX 2		BOX 3		BOX 4		BOX 5		MEAN	S.D.	MEAN	S.D.
	N	B	N	B	N	B	N	B	N	B	N		B	
CRUSTACEA														
AMPETENU	0.0	0.000	0.0	0.000	0.0	0.000	14.6	0.003	0.0	0.000	2.9(	6.5)	0.001(	0.001)
ARGIHAMA	0.0	0.000	0.0	0.000	0.0	0.000	14.6	0.003	0.0	0.000	2.9(	6.5)	0.001(	0.001)
BATHTENU	0.0	0.000	43.9	0.009	14.6	0.003	58.5	0.012	0.0	0.000	23.4(	26.6)	0.005(	0.005)
CALLSUBT	58.5	6.303	0.0	0.000	0.0	0.000	0.0	0.000	29.3	0.298	17.6(	26.2)	1.320(	2.788)
DIASBRAD	43.9	0.009	0.0	0.000	0.0	0.000	0.0	0.000	14.6	0.003	11.7(	19.1)	0.002(	0.004)
EUDODEFO	14.6	0.003	0.0	0.000	0.0	0.000	14.6	0.003	14.6	0.003	8.8(	8.0)	0.002(	0.002)
EUDOTRUN	0.0	0.000	14.6	0.003	29.3	0.006	0.0	0.000	0.0	0.000	8.8(	13.1)	0.002(	0.003)
HARPANTE	43.9	0.009	0.0	0.000	0.0	0.000	29.3	0.006	29.3	0.006	20.5(	19.6)	0.004(	0.004)
HARPCREN	0.0	0.000	0.0	0.000	0.0	0.000	14.6	0.003	0.0	0.000	2.9(	6.5)	0.001(	0.001)
PERILONG	14.6	0.003	0.0	0.000	0.0	0.000	0.0	0.000	0.0	0.000	2.9(	6.5)	0.001(	0.001)
TRYPSARS	0.0	0.000	0.0	0.000	14.6	0.003	0.0	0.000	0.0	0.000	2.9(	6.5)	0.001(	0.001)
ECHINODERMATA														
AMPHFILI	2399.3	15.945	1155.8	7.331	1448.4	6.206	1931.2	5.002	1565.4	8.592	1700.0(	479.6)	8.615(	4.308)
ASTRIRRE	0.0	0.000	0.0	0.000	14.6	6.496	0.0	0.000	0.0	0.000	2.9(	6.5)	1.299(	2.905)
ECHICORD	0.0	0.000	14.6	5.912	14.6	3.009	0.0	0.000	0.0	0.000	5.9(	8.0)	1.784(	2.650)
ECHIFLAV	0.0	0.000	0.0	0.000	0.0	0.000	0.0	0.000	14.6	0.692	2.9(	6.5)	0.138(	0.309)
OPHIALBI	0.0	0.000	29.3	0.006	0.0	0.000	0.0	0.000	0.0	0.000	5.9(	13.1)	0.001(	0.003)
MOLLUSCA														
CHAETODE	14.6	0.007	0.0	0.000	0.0	0.000	0.0	0.000	14.6	0.038	5.9(	8.0)	0.009(	0.017)
CORBGIBB	0.0	0.000	0.0	0.000	14.6	0.003	0.0	0.000	14.6	0.003	5.9(	8.0)	0.001(	0.002)
CYLICYLI	43.9	0.013	14.6	0.010	14.6	0.000	0.0	0.000	43.9	0.041	23.4(	19.6)	0.013(	0.017)
CYPRISLA	0.0	0.000	0.0	0.000	14.6	0.000	0.0	0.000	0.0	0.000	2.9(	6.5)	0.000(	0.000)
DOSILUPI	0.0	0.000	14.6	0.040	0.0	0.000	0.0	0.000	0.0	0.000	2.9(	6.5)	0.008(	0.018)
MONTFERR	0.0	0.000	29.3	0.022	0.0	0.000	0.0	0.000	0.0	0.000	5.9(	13.1)	0.004(	0.010)
MYSEBIDE	2677.3	0.535	614.5	0.123	512.0	0.102	365.8	0.073	907.1	0.181	1015.3(	950.0)	0.203(	0.190)
NUCUTENU	73.2	0.016	0.0	0.000	0.0	0.000	0.0	0.000	14.6	0.003	17.6(	31.7)	0.004(	0.007)
NUCUTURG	29.3	0.026	0.0	0.000	14.6	0.086	0.0	0.000	0.0	0.000	8.8(	13.1)	0.023(	0.037)
THYAFLEX	29.3	0.015	29.3	0.050	14.6	0.000	14.6	0.020	0.0	0.000	17.6(	12.2)	0.017(	0.020)
VENUSTRI	0.0	0.000	0.0	0.000	0.0	0.000	0.0	0.000	14.6	0.003	2.9(	6.5)	0.001(	0.001)
POLYCHAETA														
CAULSPEC	0.0	0.000	0.0	0.000	0.0	0.000	43.9	0.009	0.0	0.000	8.8(	19.6)	0.002(	0.004)
CHAESETO	29.3	0.006	0.0	0.000	73.2	0.038	146.3	0.059	29.3	0.006	55.6(	57.0)	0.022(	0.025)
CIRRATUL	0.0	0.000	0.0	0.000	14.6	0.003	0.0	0.000	0.0	0.000	2.9(	6.5)	0.001(	0.001)
DIPLGLAU	0.0	0.000	0.0	0.000	14.6	0.025	29.3	0.048	29.3	0.089	14.6(	14.6)	0.032(	0.038)
GONIMACU	0.0	0.000	0.0	0.000	14.6	0.007	14.6	0.006	0.0	0.000	5.9(	8.0)	0.003(	0.004)
HARMANTI	14.6	0.048	0.0	0.000	0.0	0.000	0.0	0.000	0.0	0.000	2.9(	6.5)	0.010(	0.022)
HARMLUNU	0.0	0.000	14.6	0.029	14.6	0.007	0.0	0.000	0.0	0.000	5.9(	8.0)	0.007(	0.013)
LYSILOVE	14.6	2.418	0.0	0.000	0.0	0.000	0.0	0.000	0.0	0.000	2.9(	6.5)	0.484(	1.082)
MAGEALLE	0.0	0.000	14.6	0.038	29.3	0.059	0.0	0.000	0.0	0.000	8.8(	13.1)	0.019(	0.027)
MAGEPAPI	102.4	0.025	102.4	0.035	87.8	0.029	131.7	0.042	58.5	0.016	96.6(	26.6)	0.030(	0.010)
NEPHHOMB	73.2	0.357	29.3	0.717	14.6	0.016	43.9	0.603	29.3	0.689	38.0(	22.2)	0.476(	0.294)
NOTOLATE	0.0	0.000	0.0	0.000	0.0	0.000	14.6	0.054	0.0	0.000	2.9(	6.5)	0.011(	0.024)
OPHIFLEX	43.9	0.102	0.0	0.000	0.0	0.000	14.6	0.061	0.0	0.000	11.7(	19.1)	0.033(	0.047)
OWENFUSI	43.9	0.009	29.3	0.010	43.9	0.009	58.5	0.012	14.6	0.003	38.0(	16.7)	0.008(	0.003)
PARAGRAC	29.3	0.006	14.6	0.003	14.6	0.003	0.0	0.000	0.0	0.000	11.7(	12.2)	0.002(	0.002)
PARAODON	0.0	0.000	0.0	0.000	0.0	0.000	14.6	0.003	0.0	0.000	2.9(	6.5)	0.001(	0.001)
PECTAURI	14.6	0.012	0.0	0.000	0.0	0.000	0.0	0.000	14.6	0.064	5.9(	8.0)	0.015(	0.028)
PHOLMINU	204.8	0.102	58.5	0.029	73.2	0.037	73.2	0.018	146.3	0.031	111.2(	62.6)	0.043(	0.034)
POLYKINB	29.3	0.509	0.0	0.000	0.0	0.000	0.0	0.000	0.0	0.000	5.9(	13.1)	0.102(	0.228)
PRIOCIRR	43.9	0.009	29.3	0.006	14.6	0.006	0.0	0.000	58.5	0.012	29.3(	23.1)	0.006(	0.004)
SCOLARMI	29.3	0.019	43.9	0.038	14.6	0.007	0.0	0.000	14.6	0.003	20.5(	16.7)	0.013(	0.016)
SIGAMATH	14.6	0.012	0.0	0.000	29.3	0.006	0.0	0.000	29.3	0.016	14.6(	14.6)	0.007(	0.007)
SPIOBOMB	29.3	0.006	0.0	0.000	0.0	0.000	0.0	0.000	0.0	0.000	5.9(	13.1)	0.001(	0.003)
STHELIMI	43.9	0.098	0.0	0.000	43.9	0.110	43.9	0.129	0.0	0.000	26.3(	24.0)	0.067(	0.062)
SYNEKLAT	58.5	0.012	0.0	0.000	0.0	0.000	0.0	0.000	73.2	0.015	26.3(	36.4)	0.005(	0.007)
MISCELLANEOUS														
ANTHOZOA	0.0	0.000	0.0	0.000	0.0	0.000	14.6	0.022	0.0	0.000	2.9(	6.5)	0.004(	0.010)
EDWARDSI	43.9	0.266	43.9	0.095	0.0	0.000	0.0	0.000	29.3	0.053	23.4(	22.2)	0.083(	0.110)
ENTEROPN	0.0	0.000	0.0	0.000	0.0	0.000	14.6	0.010	0.0	0.000	2.9(	6.5)	0.002(	0.005)
NEMERTIN	0.0	0.000	14.6	0.038	14.6	0.006	73.2	0.016	0.0	0.000	20.5(	30.3)	0.012(	0.016)
PHORONID	102.4	0.020	14.6	0.006	29.3	0.012	190.2	0.076	160.9	0.064	99.5(	77.7)	0.036(	0.032)
POLIEP	0.0	0.000	0.0	0.000	0.0	0.000	14.6	0.026	0.0	0.000	2.9(	6.5)	0.005(	0.012)
Σ	6407.9	26.921	2370.1	14.550	2662.7	16.293	3394.2	6.319	3364.9	10.924	3639.9(	1609.8)	15.001(	7.680)
NSPC	31		22		29		26		25					
SH-W	1.705		1.757		1.807		1.822		1.797					
SIMP	0.316		0.305		0.333		0.341		0.292					

STATION : RHC4
GEOGR. POS. : 54^0 51" 26' N 03^0 17" 28' E
DATE : 25/04/91
DEPTH m : 40
Median Grain: 142 μ
Perc. Mud : 6.1

	BOX 1		BOX 2		BOX 3		BOX 4		BOX 5		MEAN	S.D.	MEAN	S.D.
	N	B	N	B	N	B	N	B	N	B	N		B	
CRUSTACEA														
AMPETENU	0.0	0.000	0.0	0.000	43.9	0.009	0.0	0.000	0.0	0.000	8.8(	19.6)	0.002(	0.004)
ARGIHAMA	0.0	0.000	29.3	0.006	0.0	0.000	14.6	0.003	0.0	0.000	8.8(	13.1)	0.002(	0.003)
BATHELEG	0.0	0.000	0.0	0.000	0.0	0.000	14.6	0.003	0.0	0.000	2.9(	6.5)	0.001(	0.001)
BATHTENU	43.9	0.009	29.3	0.006	29.3	0.006	0.0	0.000	14.6	0.003	23.4(	16.7)	0.005(	0.003)
CALLSUBT	58.5	0.051	14.6	0.012	73.2	0.306	14.6	0.173	43.9	0.186	41.0(	26.2)	0.145(	0.117)
CAPRELLI	0.0	0.000	14.6	0.003	0.0	0.000	0.0	0.000	14.6	0.003	5.9(	8.0)	0.001(	0.002)
COROAFFI	0.0	0.000	0.0	0.000	14.6	0.003	14.6	0.003	0.0	0.000	5.9(	8.0)	0.001(	0.002)
DIASBRAD	0.0	0.000	14.6	0.003	0.0	0.000	0.0	0.000	0.0	0.000	2.9(	6.5)	0.001(	0.001)
EUDODEFO	0.0	0.000	14.6	0.003	0.0	0.000	0.0	0.000	14.6	0.003	5.9(	8.0)	0.001(	0.002)
HARPANTE	14.6	0.003	14.6	0.003	73.2	0.015	43.9	0.009	14.6	0.003	32.2(	26.2)	0.006(	0.005)
HIPPDENT	14.6	0.003	234.1	0.047	0.0	0.000	0.0	0.000	14.6	0.003	52.7(	101.7)	0.011(	0.020)
HYPESPEC	14.6	0.003	0.0	0.000	0.0	0.000	0.0	0.000	0.0	0.000	2.9(	6.5)	0.001(	0.001)
IPHITRIS	14.6	0.003	0.0	0.000	0.0	0.000	0.0	0.000	0.0	0.000	2.9(	6.5)	0.001(	0.001)
PERILONG	14.6	0.003	0.0	0.000	14.6	0.003	14.6	0.003	14.6	0.003	11.7(	6.5)	0.002(	0.001)
PICNOGON	0.0	0.000	0.0	0.000	0.0	0.000	0.0	0.000	14.6	0.003	2.9(	6.5)	0.001(	0.001)
PSEULONG	14.6	0.003	0.0	0.000	0.0	0.000	0.0	0.000	0.0	0.000	2.9(	6.5)	0.001(	0.001)
UROTPOSE	43.9	0.009	0.0	0.000	0.0	0.000	0.0	0.000	0.0	0.000	8.8(	19.6)	0.002(	0.004)
ECHINODERMATA														
ACROBRAC	14.6	0.969	73.2	2.139	14.6	0.307	43.9	1.990	58.5	1.751	41.0(	26.2)	1.431(	0.773)
AMPHFILI	629.1	3.820	1185.0	6.861	1858.0	13.209	1901.9	15.275	2018.9	11.664	1518.6(	594.8)	10.166(	4.712)
ECHICORD	14.6	7.005	29.3	8.711	43.9	9.280	29.3	6.174	87.8	5.865	41.0(	28.1)	7.407(	1.522)
ECHIFLAV	0.0	0.000	0.0	0.000	14.6	0.483	14.6	0.004	0.0	0.000	5.9(	8.0)	0.097(	0.215)
OPHIALBI	14.6	0.003	0.0	0.000	29.3	0.006	0.0	0.000	14.6	0.003	11.7(	12.2)	0.002(	0.002)
MOLLUSCA														
ABRAALBA	0.0	0.000	0.0	0.000	14.6	0.000	0.0	0.000	0.0	0.000	2.9(	6.5)	0.000(	0.000)
ABRAPRIS	0.0	0.000	0.0	0.000	0.0	0.000	0.0	0.000	14.6	0.198	2.9(	6.5)	0.040(	0.088)
CYLICYLI	29.3	0.079	29.3	0.019	43.9	0.110	29.3	0.079	29.3	0.070	32.2(	6.5)	0.071(	0.033)
DOSILUPI	29.3	0.006	29.3	2.089	0.0	0.000	0.0	0.000	14.6	1.121	14.6(	14.6)	0.643(	0.942)
EULISPEC	0.0	0.000	0.0	0.000	0.0	0.000	0.0	0.000	29.3	0.006	5.9(	13.1)	0.001(	0.003)
GARIFERV	0.0	0.000	0.0	0.000	0.0	0.000	14.6	3.350	0.0	0.000	2.9(	6.5)	0.670(	1.498)
LUCIBORE	14.6	0.758	0.0	0.000	0.0	0.000	0.0	0.000	14.6	1.042	5.9(	8.0)	0.360(	0.503)
MACTCORA	0.0	0.000	14.6	0.288	0.0	0.000	0.0	0.000	0.0	0.000	2.9(	6.5)	0.058(	0.129)
MONTFERR	14.6	0.026	0.0	0.000	73.2	0.067	58.5	0.063	160.9	0.080	61.4(	63.3)	0.047(	0.033)
MYA TRUN	0.0	0.000	14.6	96.669	43.9	0.007	0.0	0.000	14.6	0.003	14.6(	17.9)	19.336(	43.231)
MYSEBIDE	526.7	0.105	1053.4	0.211	1945.8	0.389	1799.5	0.360	2399.3	0.480	1544.9(	747.3)	0.309(	0.149)
NAAKTSLA	0.0	0.000	14.6	0.029	0.0	0.000	0.0	0.000	0.0	0.000	2.9(	6.5)	0.006(	0.013)
NATIALDE	0.0	0.000	14.6	0.022	14.6	0.082	29.3	0.214	0.0	0.000	11.7(	12.2)	0.063(	0.090)
NUCUTENU	0.0	0.000	14.6	0.009	0.0	0.000	0.0	0.000	43.9	0.010	11.7(	19.1)	0.004(	0.005)
NUCUTURG	43.9	0.385	14.6	0.012	73.2	0.297	58.5	0.171	87.8	0.402	55.6(	28.1)	0.253(	0.163)
TELLFABU	58.5	0.512	0.0	0.000	29.3	0.000	43.9	0.007	117.0	0.379	49.7(	43.4)	0.180(	0.247)
THRACONV	0.0	0.000	0.0	0.000	0.0	0.000	14.6	0.040	0.0	0.000	2.9(	6.5)	0.008(	0.018)
THYAFLEX	43.9	0.111	29.3	0.054	43.9	0.051	14.6	0.038	43.9	0.114	35.1(	13.1)	0.074(	0.036)
VENUSTRI	0.0	0.000	14.6	0.000	14.6	0.003	29.3	0.930	29.3	0.003	17.6(	12.2)	0.187(	0.415)
POLYCHAETA														
ANAISUBU	0.0	0.000	0.0	0.000	43.9	0.009	0.0	0.000	29.3	0.006	14.6(	20.7)	0.003(	0.004)
CHAESETO	0.0	0.000	0.0	0.000	0.0	0.000	14.6	0.003	14.6	0.003	5.9(	8.0)	0.001(	0.002)
DIPLGLAU	14.6	0.003	43.9	0.029	29.3	0.019	29.3	0.019	102.4	0.019	43.9(	34.3)	0.018(	0.009)
EUMISANG	0.0	0.000	14.6	0.007	0.0	0.000	0.0	0.000	0.0	0.000	2.9(	6.5)	0.001(	0.003)
GATTCIRR	0.0	0.000	43.9	0.022	0.0	0.000	14.6	0.007	43.9	0.022	20.5(	22.2)	0.010(	0.011)
GLYCNORD	0.0	0.000	0.0	0.000	14.6	0.012	14.6	0.006	29.3	0.012	11.7(	12.2)	0.006(	0.006)
GONIMACU	29.3	0.135	14.6	0.010	14.6	0.038	29.3	0.066	43.9	0.126	26.3(	12.2)	0.075(	0.054)
HARMLUNU	29.3	0.006	29.3	0.023	14.6	0.060	14.6	0.007	0.0	0.000	17.6(	12.2)	0.019(	0.024)
LANICONC	14.6	1.333	43.9	7.666	14.6	0.702	29.3	3.592	43.9	2.240	29.3(	14.6)	3.107(	2.771)
MAGEALLE	14.6	0.174	14.6	0.135	29.3	0.212	0.0	0.000	0.0	0.000	11.7(	12.2)	0.104(	0.099)
MAGEPAPI	131.7	0.073	248.7	0.047	424.3	0.078	175.6	0.032	263.3	0.064	248.7(	111.9)	0.059(	0.019)
MYRIOCUL	43.9	0.009	0.0	0.000	0.0	0.000	0.0	0.000	0.0	0.000	8.8(	19.6)	0.002(	0.004)
NEPHCAEC	0.0	0.000	0.0	0.000	0.0	0.000	14.6	0.483	0.0	0.000	2.9(	6.5)	0.097(	0.216)
NEPHHOMB	29.3	0.606	58.5	0.751	73.2	1.438	87.8	0.811	58.5	1.043	61.4(	21.7)	0.930(	0.325)
NERELONG	0.0	0.000	0.0	0.000	0.0	0.000	0.0	0.000	14.6	0.183	2.9(	6.5)	0.037(	0.082)
NOTOLATE	0.0	0.000	14.6	0.847	0.0	0.000	14.6	1.649	14.6	0.448	8.8(	8.0)	0.589(	0.690)
OPHIFLEX	0.0	0.000	0.0	0.000	0.0	0.000	14.6	0.129	0.0	0.000	2.9(	6.5)	0.026(	0.058)
OWENFUSI	0.0	0.000	14.6	0.006	0.0	0.000	0.0	0.000	0.0	0.000	2.9(	6.5)	0.001(	0.003)
PHOLNINU	73.2	0.015	43.9	0.022	58.5	0.029	102.4	0.051	160.9	0.080	87.8(	46.3)	0.040(	0.027)
POECSERP	0.0	0.000	14.6	0.067	0.0	0.000	0.0	0.000	0.0	0.000	2.9(	6.5)	0.013(	0.030)
POLYKINB	0.0	0.000	14.6	0.000	0.0	0.000	0.0	0.000	0.0	0.000	2.9(	6.5)	0.000(	0.000)
SCOLBONN	0.0	0.000	14.6	0.066	0.0	0.000	0.0	0.000	14.6	0.126	5.9(	8.0)	0.038(	0.057)
SIGAMATH	29.3	0.029	29.3	0.067	43.9	0.116	58.5	0.023	14.6	0.007	35.1(	16.7)	0.049(	0.043)
SPIOBOMB	58.5	0.012	73.2	0.015	102.4	0.020	43.9	0.009	146.3	0.029	84.9(	40.6)	0.017(	0.008)
STHELIMI	14.6	0.019	0.0	0.000	0.0	0.000	0.0	0.000	14.6	0.116	5.9(	8.0)	0.027(	0.050)
SYNEKLAT	0.0	0.000	0.0	0.000	14.6	0.003	0.0	0.000	0.0	0.000	2.9(	6.5)	0.001(	0.001)
MISCELLANEOUS														
EDWARDSI	87.8	0.067	146.3	0.146	351.1	0.386	321.9	0.396	219.4	0.116	225.3(	112.2)	0.222(	0.157)
ENTEROPN	14.6	0.228	43.9	0.451	0.0	0.000	14.6	0.145	29.3	0.133	20.5(	16.7)	0.191(	0.166)
NEMERTIN	102.4	0.059	102.4	0.045	175.6	14.323	146.3	0.080	278.0	0.290	160.9(	72.4)	2.959(	6.353)
PHORONID	73.2	0.029	0.0	0.000	321.9	0.064	395.0	0.158	1126.5	0.451	383.3(	447.0)	0.140(	0.183)
Σ	2428.6	16.661	3920.8	127.617	6232.4	42.142	5735.0	36.555	7988.0	28.910	5260.9(	2146.1)	50.377(	44.223)
NSPC	37		42		37		39		45					
SH-W	2.748		2.448		2.236		2.149		2.335					
SIMP	0.122		0.172		0.197		0.217		0.178					

STATION : SM37
GEOGR. POS. : 55° 0" 3' N 02° 59" 53' E
DATE : 25/04/91
DEPTH m : 25
Median Grain: 187 µ
Perc. Mud : 1.7

	BOX 1		BOX 2		BOX 3		BOX 4		BOX 5		MEAN	S.D.	MEAN	S.D.
	N	B	N	B	N	B	N	B	N	B	N		B	
CRUSTACEA														
ARGIHAMA	0.0	0.000	0.0	0.000	0.0	0.000	0.0	0.000	14.6	0.003	2.9(	6.5)	0.001(	0.001)
ATYLFALC	0.0	0.000	14.6	0.003	43.9	0.009	14.6	0.003	14.6	0.003	17.6(	16.0)	0.004(	0.003)
ATYLSWAM	0.0	0.000	0.0	0.000	0.0	0.000	14.6	0.003	14.6	0.003	5.9(	8.0)	0.001(	0.002)
BATHELEG	877.8	0.176	1228.9	0.246	424.3	0.085	775.4	0.155	190.2	0.038	699.3(	404.0)	0.140(	0.081)
BATHGUIL	0.0	0.000	102.4	0.020	248.7	0.050	512.0	0.102	219.4	0.044	216.5(	192.5)	0.043(	0.039)
BATHTENU	43.9	0.009	0.0	0.000	204.8	0.041	0.0	0.000	0.0	0.000	49.7(	88.7)	0.010(	0.018)
DIASBRAD	14.6	0.003	14.6	0.003	0.0	0.000	0.0	0.000	0.0	0.000	5.9(	8.0)	0.001(	0.002)
EBALSPEC	0.0	0.000	0.0	0.000	0.0	0.000	14.6	0.020	0.0	0.000	2.9(	6.5)	0.004(	0.009)
HIPPDENT	0.0	0.000	14.6	0.003	0.0	0.000	0.0	0.000	0.0	0.000	2.9(	6.5)	0.001(	0.001)
HYPESPEC	14.6	0.003	14.6	0.003	0.0	0.000	14.6	0.003	14.6	0.003	11.7(	6.5)	0.002(	0.001)
IPHITRIS	43.9	0.009	29.3	0.006	29.3	0.006	14.6	0.003	29.3	0.006	29.3(	10.3)	0.006(	0.002)
LEPILONG	0.0	0.000	0.0	0.000	0.0	0.000	14.6	0.003	0.0	0.000	2.9(	6.5)	0.001(	0.001)
LEUCINCI	0.0	0.000	0.0	0.000	29.3	0.006	0.0	0.000	0.0	0.000	5.9(	13.1)	0.001(	0.003)
MEGAAGIL	14.6	0.003	29.3	0.006	14.6	0.003	14.6	0.003	0.0	0.000	14.6(	10.3)	0.003(	0.002)
PERILONG	43.9	0.009	29.3	0.006	0.0	0.000	14.6	0.003	29.3	0.006	23.4(	16.7)	0.005(	0.003)
PONTALTA	14.6	0.003	0.0	0.000	58.5	0.012	14.6	0.003	29.3	0.006	23.4(	22.2)	0.005(	0.004)
PSEULONG	0.0	0.000	29.3	0.006	14.6	0.003	117.0	0.023	14.6	0.003	35.1(	47.0)	0.007(	0.009)
SIPHKROY	14.6	0.003	0.0	0.000	58.5	0.012	14.6	0.003	14.6	0.003	20.5(	22.2)	0.004(	0.004)
UROTPOSE	29.3	0.006	102.4	0.020	14.6	0.003	73.2	0.015	43.9	0.009	52.7(	35.2)	0.011(	0.007)
ECHINODERMATA														
ACROBRAC	219.4	0.455	219.4	0.461	292.6	1.624	234.1	1.311	117.0	1.413	216.5(	63.3)	1.053(	0.555)
AMPHFILI	0.0	0.000	29.3	0.205	0.0	0.000	0.0	0.000	0.0	0.000	5.9(	13.1)	0.041(	0.092)
ECHICORD	14.6	0.042	0.0	0.000	0.0	0.000	14.6	11.103	29.3	12.361	11.7(	12.2)	4.701(	6.433)
ECHIPUSI	14.6	0.032	0.0	0.000	14.6	0.012	29.3	0.003	29.3	0.035	17.6(	12.2)	0.016(	0.016)
OPHIALBI	14.6	0.004	0.0	0.000	14.6	0.003	0.0	0.000	0.0	0.000	5.9(	8.0)	0.001(	0.002)
MOLLUSCA														
DOSILUPI	0.0	0.000	14.6	0.000	0.0	0.000	0.0	0.000	0.0	0.000	2.9(	6.5)	0.000(	0.000)
GARIFERV	0.0	0.000	14.6	0.076	0.0	0.000	0.0	0.000	0.0	0.000	2.9(	6.5)	0.015(	0.034)
MACTCORA	0.0	0.000	0.0	0.000	0.0	0.000	0.0	0.000	14.6	5.377	2.9(	6.5)	1.075(	2.404)
MYSEBIDE	0.0	0.000	87.8	0.018	73.2	0.015	190.2	0.038	263.3	0.053	122.9(	103.8)	0.025(	0.021)
MYSIUNDA	0.0	0.000	0.0	0.000	0.0	0.000	14.6	0.076	0.0	0.000	2.9(	6.5)	0.015(	0.034)
NATIALDE	29.3	0.037	14.6	0.023	43.9	0.053	43.9	0.028	73.2	0.079	41.0(	21.7)	0.044(	0.023)
TELLFABU	0.0	0.000	0.0	0.000	43.9	0.003	0.0	0.000	0.0	0.000	8.8(	19.6)	0.001(	0.001)
THRAPHAS	29.3	0.029	0.0	0.000	0.0	0.000	0.0	0.000	0.0	0.000	5.9(	13.1)	0.006(	0.013)
POLYCHAETA														
ARICMINU	0.0	0.000	14.6	0.003	0.0	0.000	0.0	0.000	0.0	0.000	2.9(	6.5)	0.001(	0.001)
CHAESETO	0.0	0.000	0.0	0.000	14.6	0.003	0.0	0.000	0.0	0.000	2.9(	6.5)	0.001(	0.001)
GLYCALBA	0.0	0.000	0.0	0.000	14.6	0.048	0.0	0.000	0.0	0.000	2.9(	6.5)	0.010(	0.022)
GLYCNORD	0.0	0.000	43.9	0.032	29.3	0.019	0.0	0.000	0.0	0.000	14.6(	20.7)	0.010(	0.015)
GONIMACU	58.5	0.097	43.9	0.032	29.3	0.029	58.5	0.135	29.3	0.037	43.9(	14.6)	0.066(	0.047)
HARMLUNU	0.0	0.000	0.0	0.000	43.9	0.056	0.0	0.000	14.6	0.003	11.7(	19.1)	0.012(	0.025)
LANICONC	0.0	0.000	58.5	0.012	14.6	1.896	14.6	1.352	0.0	0.000	17.6(	24.0)	0.652(	0.908)
MAGEPAPI	73.2	0.102	102.4	0.059	234.1	0.126	29.3	0.016	73.2	0.029	102.4(	78.1)	0.066(	0.047)
MALDANID	0.0	0.000	0.0	0.000	14.6	0.593	0.0	0.000	14.6	0.193	5.9(	8.0)	0.157(	0.257)
MYRIOCUL	29.3	0.006	0.0	0.000	0.0	0.000	14.6	0.003	43.9	0.009	17.6(	19.1)	0.004(	0.004)
NEPHCAEC	0.0	0.000	14.6	0.059	0.0	0.000	0.0	0.000	0.0	0.000	2.9(	6.5)	0.012(	0.026)
NEPHCIRR	43.9	0.025	219.4	0.116	131.7	0.086	117.0	0.056	117.0	0.135	125.8(	62.6)	0.083(	0.044)
NEPHHOMB	0.0	0.000	0.0	0.000	43.9	1.365	14.6	1.483	14.6	0.284	14.6(	17.9)	0.626(	0.739)
NOTOLATE	14.6	0.862	0.0	0.000	0.0	0.000	0.0	0.000	14.6	0.952	5.9(	8.0)	0.363(	0.498)
OPHELIMA	0.0	0.000	0.0	0.000	0.0	0.000	43.9	0.097	14.6	0.006	11.7(	19.1)	0.020(	0.043)
OWENFUSI	87.8	0.092	58.5	0.126	58.5	0.187	0.0	0.000	14.6	0.000	43.9(	35.8)	0.081(	0.081)
PECTKORE	0.0	0.000	0.0	0.000	0.0	0.000	14.6	0.850	0.0	0.000	2.9(	6.5)	0.170(	0.380)
POECSERP	29.3	0.035	0.0	0.000	0.0	0.000	0.0	0.000	0.0	0.000	5.9(	13.1)	0.007(	0.016)
SCOLBONN	0.0	0.000	14.6	0.078	0.0	0.000	14.6	0.078	14.6	0.158	8.8(	8.0)	0.063(	0.066)
SCOLFOLI	0.0	0.000	14.6	0.127	0.0	0.000	0.0	0.000	0.0	0.000	2.9(	6.5)	0.025(	0.057)
SIGAMATH	29.3	0.386	14.6	0.135	0.0	0.000	14.6	2.038	29.3	0.078	17.6(	12.2)	0.527(	0.857)
SPIOBOMB	146.3	0.004	160.9	0.054	234.1	0.047	716.9	0.249	117.0	0.091	275.0(	250.7)	0.089(	0.094)
SPIOFILI	14.6	0.003	0.0	0.000	29.3	0.006	14.6	0.000	0.0	0.000	11.7(	12.2)	0.002(	0.003)
STHELIMI	0.0	0.000	0.0	0.000	0.0	0.000	14.6	0.231	0.0	0.000	2.9(	6.5)	0.046(	0.103)
MISCELLANEOUS														
ANTHOZOA	0.0	0.000	0.0	0.000	0.0	0.000	14.6	0.003	0.0	0.000	2.9(	6.5)	0.001(	0.001)
NEMERTIN	0.0	0.000	29.3	0.016	0.0	0.000	14.6	0.064	0.0	0.000	8.8(	13.1)	0.016(	0.028)
PHORONID	14.6	0.006	29.3	0.012	117.0	0.047	14.6	0.006	14.6	0.006	38.0(	44.6)	0.015(	0.018)
Σ	1975.1	2.440	2809.0	1.963	2633.4	6.445	3277.1	19.560	1682.5	21.423	2475.4(	643.8)	10.366(	9.428)
NSPC	27		31		31		36		32					
SH-W	2.275		2.347		2.882		2.467		2.934					
SIMP	0.218		0.210		0.073		0.137		0.069					

STATION : SM1
GEOGR. POS. : 52° 44" 59' N 04° 29" 54' E
DATE : 06/05/91
DEPTH m : 19
Median Grain: 226 µ
Perc. Mud : 1.7

	BOX 1		BOX 2		BOX 3		BOX 4		BOX 5		MEAN	S.D.	MEAN	S.D.
	N	B	N	B	N	B	N	B	N	B	N		B	
CRUSTACEA														
ATYLFALC	0.0	0.000	0.0	0.000	14.6	0.003	0.0	0.000	0.0	0.000	2.9(	6.5)	0.001(	0.001)
BATHGUIL	29.3	0.006	0.0	0.000	0.0	0.000	14.6	0.003	0.0	0.000	8.8(	13.1)	0.002(	0.003)
DIASBRAD	14.6	0.003	0.0	0.000	0.0	0.000	0.0	0.000	0.0	0.000	2.9(	6.5)	0.001(	0.001)
GASTSPIN	14.6	0.038	14.6	0.048	0.0	0.000	29.3	0.139	0.0	0.000	11.7(	12.2)	0.045(	0.057)
MEGAAGIL	14.6	0.003	0.0	0.000	0.0	0.000	14.6	0.003	0.0	0.000	5.9(	8.0)	0.001(	0.002)
ORCHNANA	0.0	0.000	0.0	0.000	14.6	0.003	0.0	0.000	0.0	0.000	2.9(	6.5)	0.001(	0.001)
PERILONG	0.0	0.000	14.6	0.003	14.6	0.003	0.0	0.000	0.0	0.000	5.9(	8.0)	0.001(	0.002)
THIASCUT	14.6	0.042	0.0	0.000	0.0	0.000	0.0	0.000	0.0	0.000	2.9(	6.5)	0.008(	0.019)
UROTPOSE	43.9	0.009	160.9	0.032	365.8	0.073	14.6	0.003	629.1	0.126	242.9(	256.3)	0.049(	0.051)
ECHINODERMATA														
ECHICORD	117.0	8.820	117.0	3.170	102.4	9.044	0.0	0.000	43.9	14.861	76.1(	52.1)	7.179(	5.762)
OPHIALBI	0.0	0.000	14.6	0.003	14.6	0.003	0.0	0.000	0.0	0.000	5.9(	8.0)	0.001(	0.002)
MOLLUSCA														
MACTCORA	0.0	0.000	0.0	0.000	14.6	1.033	0.0	0.000	0.0	0.000	2.9(	6.5)	0.207(	0.462)
MONTFERR	146.3	0.072	14.6	0.006	58.5	0.053	0.0	0.000	102.4	0.089	64.4(	60.9)	0.044(	0.040)
MYSEBIDE	29.3	0.006	0.0	0.000	0.0	0.000	0.0	0.000	14.6	0.003	8.8(	13.1)	0.002(	0.003)
NATIALDE	73.2	2.117	87.8	3.148	43.9	1.200	43.9	1.454	0.0	0.000	49.7(	33.7)	1.584(	1.162)
SPISSUBT	5296.1	95.395	9056.0	169.064	4593.8	68.183	1009.5	16.049	5837.4	106.268	5158.5(	2881.1)	90.992(	55.867)
TELLFABU	0.0	0.000	102.4	2.342	14.6	0.601	14.6	0.948	73.2	2.462	41.0(	44.4)	1.271(	1.088)
POLYCHAETA														
CHAESETO	73.2	0.078	0.0	0.000	29.3	0.029	29.3	0.035	14.6	0.037	29.3(	27.4)	0.036(	0.028)
HARMLONG	14.6	0.000	0.0	0.000	0.0	0.000	0.0	0.000	0.0	0.000	2.9(	6.5)	0.000(	0.000)
LANICONC	0.0	0.000	14.6	0.003	14.6	0.003	0.0	0.000	0.0	0.000	5.9(	8.0)	0.001(	0.002)
MAGEPAPI	14.6	0.061	14.6	0.029	29.3	0.110	58.5	0.164	58.5	0.231	35.1(	22.2)	0.119(	0.081)
NEPHCIRR	307.2	0.791	160.9	0.617	73.2	0.042	102.4	0.344	73.2	0.322	143.4(	98.4)	0.423(	0.289)
SPIOBOMB	14.6	0.003	0.0	0.000	0.0	0.000	58.5	0.012	0.0	0.000	14.6(	25.3)	0.003(	0.005)
MISCELLANEOUS														
NEMERTIN	43.9	0.386	14.6	0.238	58.5	0.891	87.8	0.322	58.5	0.187	52.7(	26.6)	0.405(	0.282)
Σ	6261.6	107.830	9787.5	178.705	5457.0	81.274	1477.6	19.475	6905.4	124.586	5977.8(	2999.1)	102.374(	58.453)
NSPC	17		13		16		12		10					
SH-W	0.774		0.418		0.762		1.311		0.658					
SIMP	0.718		0.857		0.713		0.475		0.723					

STATION : META1
GEOGR. POS. : 53° 0" 6' N 03° 55" 0' E
DATE : 06/05/91
DEPTH m : 27
Median Grain: 247 µ
Perc. Mud : 0.6

	BOX 1		BOX 2		BOX 3		BOX 4		BOX 5		MEAN	S.D.	MEAN	S.D.
	N	B	N	B	N	B	N	B	N	B	N		B	
CRUSTACEA														
BATHELEG	160.9	0.032	438.9	0.088	278.0	0.056	321.9	0.064	160.9	0.032	272.1(	117.3)	0.054(	0.023)
BATHGUIL	0.0	0.000	73.2	0.015	43.9	0.009	43.9	0.009	14.6	0.003	35.1(	28.5)	0.007(	0.006)
HIPPDENT	0.0	0.000	0.0	0.000	0.0	0.000	14.6	0.003	0.0	0.000	2.9(	6.5)	0.001(	0.001)
MEGAAGIL	0.0	0.000	14.6	0.003	43.9	0.009	14.6	0.003	87.8	0.018	32.2(	34.9)	0.006(	0.007)
PERILONG	0.0	0.000	0.0	0.000	14.6	0.003	14.6	0.003	0.0	0.000	5.9(	8.0)	0.001(	0.002)
PSEULONG	0.0	0.000	0.0	0.000	14.6	0.003	0.0	0.000	0.0	0.000	2.9(	6.5)	0.001(	0.001)
PSEUSIMI	0.0	0.000	0.0	0.000	14.6	0.003	0.0	0.000	0.0	0.000	2.9(	6.5)	0.001(	0.001)
UROTPOSE	14.6	0.003	14.6	0.003	14.6	0.003	14.6	0.003	0.0	0.000	11.7(	6.5)	0.002(	0.001)
ECHINODERMATA														
ECHIPUSI	102.4	0.051	219.4	0.018	58.5	0.032	14.6	0.018	73.2	0.020	93.6(	77.1)	0.028(	0.014)
OPHIALBI	0.0	0.000	14.6	0.003	0.0	0.000	0.0	0.000	0.0	0.000	2.9(	6.5)	0.001(	0.001)
MOLLUSCA														
DONAVITT	73.2	0.019	29.3	0.022	102.4	0.288	131.7	0.196	73.2	0.159	81.9(	38.2)	0.137(	0.116)
ENSIARCU	0.0	0.000	0.0	0.000	14.6	11.240	0.0	0.000	0.0	0.000	2.9(	6.5)	2.248(	5.027)
NATIALDE	0.0	0.000	29.3	0.143	29.3	0.088	14.6	0.018	43.9	0.038	23.4(	16.7)	0.057(	0.058)
TELLFABU	58.5	2.148	0.0	0.000	0.0	0.000	29.3	2.225	14.6	0.672	20.5(	24.5)	1.009(	1.110)
POLYCHAETA														
ARICMINU	43.9	0.009	73.2	0.015	29.3	0.006	43.9	0.009	87.8	0.018	55.6(	24.0)	0.011(	0.005)
CHAESETO	0.0	0.000	0.0	0.000	0.0	0.000	14.6	0.029	0.0	0.000	2.9(	6.5)	0.006(	0.013)
EUNISANG	0.0	0.000	0.0	0.000	14.6	0.007	0.0	0.000	0.0	0.000	2.9(	6.5)	0.001(	0.003)
GLYCNORD	0.0	0.000	14.6	0.053	0.0	0.000	0.0	0.000	0.0	0.000	2.9(	6.5)	0.011(	0.024)
GONIMACU	0.0	0.000	29.3	0.107	14.6	0.063	0.0	0.000	0.0	0.000	8.8(	13.1)	0.034(	0.049)
MAGEPAPI	131.7	0.712	73.2	0.357	58.5	0.227	73.2	0.307	29.3	0.111	73.2(	37.3)	0.343(	0.227)
NEPHCIRR	175.6	0.022	204.8	0.034	58.5	0.092	117.0	0.015	292.6	0.048	169.7(	88.7)	0.042(	0.031)
NEPHHOMB	0.0	0.000	0.0	0.000	0.0	0.000	14.6	0.293	14.6	0.028	5.9(	8.0)	0.064(	0.128)
NEPHLONG	0.0	0.000	0.0	0.000	0.0	0.000	0.0	0.000	14.6	0.028	2.9(	6.5)	0.006(	0.012)
OPHELIMA	14.6	0.127	14.6	0.004	14.6	0.028	14.6	0.059	14.6	0.145	14.6(	0.0)	0.073(	0.061)
SCOLARMI	43.9	0.279	73.2	0.680	43.9	0.212	14.6	0.088	175.6	1.644	70.2(	62.4)	0.581(	0.635)
SPIOBOMB	146.3	0.016	438.9	0.025	307.2	0.117	380.4	0.029	555.9	0.029	365.8(	152.7)	0.043(	0.042)
SPIOFILI	73.2	0.015	29.3	0.006	43.9	0.009	58.5	0.012	0.0	0.000	41.0(	28.1)	0.008(	0.006)
MISCELLANEOUS														
NEMERTIN	0.0	0.000	29.3	0.003	29.3	0.019	58.5	0.124	58.5	0.205	35.1(	24.5)	0.070(	0.091)
Σ	1038.7	3.434	1814.1	1.577	1243.6	12.513	1404.5	3.505	1711.7	3.198	1442.5(	322.0)	4.845(	4.358)
NSPC	12		18		21		20		16					
SH-W	2.279		2.234		2.472		2.312		2.180					
SIMP	0.103		0.146		0.122		0.142		0.158					

STATION : SM20
GEOGR. POS. : 53° 29" 17' N 03° 0" 7' E
DATE : 25/04/91
DEPTH m : 32
Median Grain: 139 μ
Perc. Mud : 10.5

	BOX 1		BOX 2		BOX 3		BOX 4		BOX 5		MEAN	S.D.	MEAN	S.D.
	N	B	N	B	N	B	N	B	N	B	N		B	
CRUSTACEA														
BATHTENU	0.0	0.000	102.4	0.020	0.0	0.000	14.6	0.003	0.0	0.000	23.4(	44.6)	0.005(	0.009)
CALLSUBT	29.3	2.563	14.6	3.943	58.5	6.303	29.3	3.653	58.5	10.234	38.0(	19.6)	5.339(	3.057)
DIASBRAD	14.6	0.003	0.0	0.000	14.6	0.003	14.6	0.003	0.0	0.000	8.8(	8.0)	0.002(	0.002)
EUDODEFO	14.6	0.003	0.0	0.000	0.0	0.000	0.0	0.000	0.0	0.000	2.9(	6.5)	0.001(	0.001)
LEUCINCI	0.0	0.000	14.6	0.003	43.9	0.009	14.6	0.003	0.0	0.000	14.6(	17.9)	0.003(	0.004)
MEGAAGIL	14.6	0.003	0.0	0.000	0.0	0.000	0.0	0.000	0.0	0.000	2.9(	6.5)	0.001(	0.001)
PERILONG	14.6	0.003	0.0	0.000	29.3	0.006	14.6	0.003	43.9	0.009	20.5(	16.7)	0.004(	0.003)
PSEULONG	0.0	0.000	29.3	0.006	0.0	0.000	0.0	0.000	0.0	0.000	5.9(	13.1)	0.001(	0.003)
ECHINODERMATA														
AMPHFILI	29.3	0.035	29.3	0.006	29.3	0.050	58.5	0.432	0.0	0.000	29.3(	20.7)	0.104(	0.184)
ECHICORD	234.1	62.609	0.0	0.000	146.3	48.010	14.6	3.704	234.1	62.037	125.8(	114.1)	35.272(	31.091)
OPHITEXT	0.0	0.000	14.6	0.461	0.0	0.000	0.0	0.000	0.0	0.000	2.9(	6.5)	0.092(	0.206)
MOLLUSCA														
ABRAALBA	0.0	0.000	0.0	0.000	0.0	0.000	14.6	0.003	0.0	0.000	2.9(	6.5)	0.001(	0.001)
MONTFERR	58.5	0.025	0.0	0.000	14.6	0.000	43.9	0.007	43.9	0.015	32.2(	24.0)	0.009(	0.011)
MYSEBIDE	29.3	0.006	0.0	0.000	0.0	0.000	0.0	0.000	14.6	0.003	8.8(	13.1)	0.002(	0.003)
NATIALDE	29.3	0.012	14.6	0.092	29.3	0.009	0.0	0.000	43.9	0.012	23.4(	16.7)	0.025(	0.038)
NUCUTURG	102.4	0.092	43.9	0.047	0.0	0.000	14.6	0.029	29.3	0.029	38.0(	39.5)	0.040(	0.034)
TELLFABU	14.6	0.000	29.3	0.698	0.0	0.000	0.0	0.000	0.0	0.000	8.8(	13.1)	0.140(	0.312)
THRAPHAS	0.0	0.000	0.0	0.000	14.6	0.003	0.0	0.000	0.0	0.000	2.9(	6.5)	0.001(	0.001)
VENUSTRI	0.0	0.000	14.6	0.003	0.0	0.000	0.0	0.000	0.0	0.000	2.9(	6.5)	0.001(	0.001)
POLYCHAETA														
CHAESETO	0.0	0.000	29.3	0.010	58.5	0.018	0.0	0.000	14.6	0.003	20.5(	24.5)	0.006(	0.008)
GONIMACU	0.0	0.000	14.6	0.004	0.0	0.000	0.0	0.000	0.0	0.000	2.9(	6.5)	0.001(	0.002)
HARMLUNU	0.0	0.000	0.0	0.000	14.6	0.006	0.0	0.000	0.0	0.000	2.9(	6.5)	0.001(	0.003)
LANICONC	0.0	0.000	0.0	0.000	14.6	0.252	0.0	0.000	0.0	0.000	2.9(	6.5)	0.050(	0.113)
MAGEPAPI	43.9	0.031	29.3	0.016	43.9	0.019	14.6	0.006	14.6	0.006	29.3(	14.6)	0.016(	0.010)
NEPHHOMB	73.2	1.081	29.3	0.059	131.7	0.572	0.0	0.000	43.9	1.703	55.6(	50.0)	0.683(	0.719)
PHOLMINU	58.5	0.012	29.3	0.015	73.2	0.037	14.6	0.007	14.6	0.007	38.0(	26.6)	0.016(	0.012)
SCOLARMI	0.0	0.000	0.0	0.000	14.6	0.037	0.0	0.000	0.0	0.000	2.9(	6.5)	0.007(	0.016)
SIGAMATH	0.0	0.000	14.6	0.085	14.6	0.044	43.9	0.061	43.9	0.066	23.4(	19.6)	0.051(	0.032)
SPIOBOMB	0.0	0.000	0.0	0.000	14.6	0.003	14.6	0.003	14.6	0.003	8.8(	8.0)	0.002(	0.002)
SPIOFILI	0.0	0.000	0.0	0.000	0.0	0.000	0.0	0.000	14.6	0.003	2.9(	6.5)	0.001(	0.001)
STHELIMI	29.3	0.044	0.0	0.000	0.0	0.000	0.0	0.000	0.0	0.000	5.9(	13.1)	0.009(	0.020)
MISCELLANEOUS														
NEMERTIN	0.0	0.000	14.6	0.032	14.6	0.003	0.0	0.000	0.0	0.000	5.9(	8.0)	0.007(	0.014)
PHORONID	73.2	0.029	29.3	0.012	87.8	0.035	73.2	0.029	29.3	0.012	58.5(	27.4)	0.023(	0.011)
PLATHYHE	0.0	0.000	0.0	0.000	14.6	0.003	0.0	0.000	0.0	0.000	2.9(	6.5)	0.001(	0.001)
Σ	863.2	66.550	497.4	5.511	877.8	55.418	395.0	7.947	658.4	74.140	658.4(	215.3)	41.913(	32.813)
NSPC	17		18		21		15		15					
SH-W	2.461		2.703		2.704		2.497		2.270					
SIMP	0.106		0.057		0.072		0.066		0.144					

STATION : N2
GEOGR. POS. : 52° 15" 43' N 04° 24" 33' E
DATE : 15/04/91
DEPTH m : 16
Median Grain: 220 µ
Perc. Mud : 4.8

	BOX 1		BOX 2		BOX 3		BOX 4		BOX 5		MEAN	S.D.	MEAN	S.D.
	N	B	N	B	N	B	N	B	N	B	N		B	
CRUSTACEA														
ATYLFALC	14.6	0.003	0.0	0.000	14.6	0.003	0.0	0.000	0.0	0.000	5.9(	8.0)	0.001(	0.002)
BATHELEG	14.6	0.003	0.0	0.000	0.0	0.000	0.0	0.000	0.0	0.000	2.9(	6.5)	0.001(	0.001)
CAPRELLI	0.0	0.000	14.6	0.003	0.0	0.000	0.0	0.000	0.0	0.000	2.9(	6.5)	0.001(	0.001)
DIASBRAD	14.6	0.003	0.0	0.000	0.0	0.000	14.6	0.048	29.3	0.022	11.7(	12.2)	0.015(	0.021)
GASTSPIN	0.0	0.000	0.0	0.000	14.6	0.023	0.0	0.000	0.0	0.000	2.9(	6.5)	0.005(	0.010)
LAMPFASC	0.0	0.000	0.0	0.000	14.6	0.003	0.0	0.000	14.6	0.003	5.9(	8.0)	0.001(	0.002)
PONTALTA	14.6	0.003	0.0	0.000	0.0	0.000	0.0	0.000	0.0	0.000	2.9(	6.5)	0.001(	0.001)
UROTPOSE	14.6	0.003	0.0	0.000	0.0	0.000	0.0	0.000	29.3	0.006	8.8(	13.1)	0.002(	0.003)
ECHINODERMATA														
ECHICORD	14.6	2.143	14.6	1.279	0.0	0.000	14.6	0.531	14.6	10.327	11.7(	6.5)	2.856(	4.254)
MOLLUSCA														
ABRAALBA	14.6	0.013	14.6	0.010	0.0	0.000	14.6	0.023	0.0	0.000	8.8(	8.0)	0.009(	0.010)
ENSIARCU	0.0	0.000	0.0	0.000	0.0	0.000	0.0	0.000	14.6	0.262	2.9(	6.5)	0.052(	0.117)
MACOBALT	0.0	0.000	0.0	0.000	29.3	1.065	29.3	1.239	0.0	0.000	11.7(	16.0)	0.461(	0.634)
MACTCORA	0.0	0.000	0.0	0.000	0.0	0.000	0.0	0.000	14.6	0.288	2.9(	6.5)	0.058(	0.129)
MONTFERR	0.0	0.000	0.0	0.000	0.0	0.000	14.6	0.015	14.6	0.051	5.9(	8.0)	0.013(	0.022)
MYSEBIDE	0.0	0.000	73.2	0.022	219.4	0.048	0.0	0.000	175.6	0.104	93.6(	100.6)	0.035(	0.043)
NATIALDE	14.6	0.549	0.0	0.000	29.3	1.447	0.0	0.000	0.0	0.000	8.8(	13.1)	0.399(	0.632)
SPISSUBT	73.2	1.641	307.2	2.946	1024.1	12.412	848.5	6.344	980.2	7.394	646.6(	429.7)	6.148(	4.225)
TELLFABU	102.4	1.729	73.2	2.376	87.8	1.618	117.0	2.434	102.4	0.660	96.6(	16.7)	1.764(	0.719)
POLYCHAETA														
CAPICAPI	0.0	0.000	58.5	0.023	0.0	0.000	14.6	0.006	14.6	0.006	17.6(	24.0)	0.007(	0.010)
CHAESETO	29.3	0.006	14.6	0.006	0.0	0.000	14.6	0.004	0.0	0.000	11.7(	12.2)	0.003(	0.003)
EUMISANG	0.0	0.000	14.6	0.006	0.0	0.000	0.0	0.000	0.0	0.000	2.9(	6.5)	0.001(	0.003)
HARMLUNU	0.0	0.000	14.6	0.018	0.0	0.000	0.0	0.000	0.0	0.000	2.9(	6.5)	0.004(	0.008)
LANICONC	0.0	0.000	29.3	1.412	0.0	0.000	14.6	0.095	0.0	0.000	8.8(	13.1)	0.301(	0.622)
MAGEPAPI	14.6	0.019	29.3	0.061	0.0	0.000	14.6	0.050	0.0	0.000	11.7(	12.2)	0.026(	0.028)
NEPHCIRR	73.2	0.067	87.8	0.035	0.0	0.000	87.8	0.092	43.9	0.022	58.5(	37.3)	0.043(	0.037)
NEPHHOMB	14.6	0.396	43.9	0.243	58.5	0.591	175.6	0.638	14.6	0.012	61.4(	66.6)	0.376(	0.258)
PECTKORE	0.0	0.000	0.0	0.000	14.6	0.265	0.0	0.000	0.0	0.000	2.9(	6.5)	0.053(	0.118)
SCOLARMI	14.6	0.107	43.9	0.177	14.6	0.013	14.6	0.006	14.6	0.012	20.5(	13.1)	0.063(	0.076)
SIGAMATH	0.0	0.000	0.0	0.000	14.6	0.000	0.0	0.000	0.0	0.000	2.9(	6.5)	0.000(	0.000)
SPIOBOMB	58.5	0.023	0.0	0.000	73.2	0.098	0.0	0.000	14.6	0.053	29.3(	34.3)	0.035(	0.041)
SPIOFILI	0.0	0.000	0.0	0.000	58.5	0.010	0.0	0.000	0.0	0.000	11.7(	26.2)	0.002(	0.005)
MISCELLANEOUS														
ANTHOZOA	0.0	0.000	43.9	1.990	0.0	0.000	0.0	0.000	0.0	0.000	8.8(	19.6)	0.398(	0.890)
NEMERTIN	14.6	0.312	87.8	0.805	14.6	0.206	43.9	0.151	43.9	1.912	41.0(	30.0)	0.677(	0.737)
Σ	512.1	7.021	965.6	11.411	1682.4	17.803	1433.7	11.676	1536.2	21.133	1226.0(	480.9)	13.809(	5.612)
NSPC	17		17		15		15		16					
SH-W	2.508		2.375		1.522		1.550		1.468					
SIMP	0.081		0.129		0.390		0.372		0.422					

STATION : N10
GEOGR. POS. : 52° 17" 19' N 04° 18" 31' E
DATE : 15/04/91
DEPTH m : 19
Median Grain: 324 µ
Perc. Mud : 1.0

	BOX 1		BOX 2		BOX 3		BOX 4		BOX 5		MEAN	S.D.	MEAN	S.D.
	N	B	N	B	N	B	N	B	N	B	N		B	
CRUSTACEA														
ATYLFALC	0.0	0.000	0.0	0.000	43.9	0.009	0.0	0.000	0.0	0.000	8.8(	19.6)	0.002(	0.004)
ATYLSWAM	0.0	0.000	29.3	0.006	0.0	0.000	14.6	0.003	14.6	0.003	11.7(	12.2)	0.002(	0.002)
BATHGUIL	14.6	0.003	0.0	0.000	43.9	0.009	43.9	0.009	14.6	0.003	23.4(	19.6)	0.005(	0.004)
GASTSPIN	14.6	0.110	29.3	0.066	0.0	0.000	0.0	0.000	0.0	0.000	8.8(	13.1)	0.035(	0.051)
LAMPFASC	0.0	0.000	0.0	0.000	0.0	0.000	0.0	0.000	14.6	0.003	2.9(	6.5)	0.001(	0.001)
MEGAAGIL	0.0	0.000	0.0	0.000	14.6	0.003	14.6	0.003	0.0	0.000	5.9(	8.0)	0.001(	0.002)
THIASCUT	14.6	0.566	14.6	0.080	0.0	0.000	0.0	0.000	0.0	0.000	5.9(	8.0)	0.129(	0.247)
UROTPOSE	43.9	0.009	73.2	0.015	87.8	0.018	292.6	0.059	204.8	0.041	140.4(	104.8)	0.028(	0.021)
ECHINODERMATA														
ASTERUBE	14.6	1.871	0.0	0.000	0.0	0.000	0.0	0.000	0.0	0.000	2.9(	6.5)	0.374(	0.837)
ECHICORD	58.5	8.567	29.3	21.508	14.6	0.323	58.5	1.127	43.9	16.560	41.0(	19.1)	9.617(	9.343)
MOLLUSCA														
ENSIARCU	0.0	0.000	0.0	0.000	0.0	0.000	14.6	0.512	0.0	0.000	2.9(	6.5)	0.102(	0.229)
MONTFERR	0.0	0.000	29.3	0.016	0.0	0.000	0.0	0.000	0.0	0.000	5.9(	13.1)	0.003(	0.007)
MYSEBIDE	29.3	0.003	29.3	0.023	0.0	0.000	0.0	0.000	0.0	0.000	11.7(	16.0)	0.005(	0.010)
NATIALDE	14.6	0.549	43.9	0.571	0.0	0.000	0.0	0.000	29.3	1.271	17.6(	19.1)	0.478(	0.524)
TELLFABU	0.0	0.000	0.0	0.000	0.0	0.000	0.0	0.000	14.6	0.372	2.9(	6.5)	0.074(	0.166)
POLYCHAETA														
ANAIGROE	0.0	0.000	0.0	0.000	0.0	0.000	14.6	2.233	0.0	0.000	2.9(	6.5)	0.447(	0.998)
ARICMINU	0.0	0.000	0.0	0.000	14.6	0.003	0.0	0.000	0.0	0.000	2.9(	6.5)	0.001(	0.001)
ETEOLONG	0.0	0.000	0.0	0.000	0.0	0.000	0.0	0.000	14.6	0.000	2.9(	6.5)	0.000(	0.000)
EUMISANG	43.9	0.016	0.0	0.000	0.0	0.000	14.6	0.007	0.0	0.000	11.7(	19.1)	0.005(	0.007)
HARMLUNU	0.0	0.000	29.3	0.067	43.9	0.067	102.4	0.183	73.2	0.126	49.7(	39.5)	0.089(	0.069)
LANICONC	102.4	5.830	117.0	10.187	43.9	2.977	204.8	11.248	146.3	10.428	122.9(	59.1)	8.134(	3.573)
MAGEPAPI	14.6	0.010	0.0	0.000	0.0	0.000	0.0	0.000	0.0	0.000	2.9(	6.5)	0.002(	0.005)
NEPHCIRR	204.8	1.043	234.1	1.033	234.1	1.116	175.6	1.296	204.8	1.062	210.7(	24.5)	1.110(	0.109)
SCOLARMI	0.0	0.000	0.0	0.000	0.0	0.000	14.6	0.116	0.0	0.000	2.9(	6.5)	0.023(	0.052)
SPIOBOMB	14.6	0.059	43.9	0.107	0.0	0.000	0.0	0.000	0.0	0.000	11.7(	19.1)	0.033(	0.048)
MISCELLANEOUS														
NEMERTIN	14.6	0.016	14.6	0.013	29.3	0.064	43.9	1.213	43.9	0.960	29.3(	14.6)	0.453(	0.585)
Σ	599.8	18.652	716.9	33.691	570.6	4.589	1009.5	18.007	819.3	30.828	743.2(	178.7)	21.154(	11.633)
NSPC	14		13		10		13		12					
SH-W	2.150		2.178		1.877		2.025		2.008					
SIMP	0.152		0.145		0.200		0.162		0.158					

STATION : N30
GEOGR. POS. : 52° 23" 9' N 04° 3" 3' E
DATE : 16/04/91
DEPTH m : 23
Median Grain: 331 μ
Perc. Mud : 0.9

	BOX 1		BOX 2		BOX 3		BOX 4		BOX 5		MEAN	S.D.	MEAN	S.D.
	N	B	N	B	N	B	N	B	N	B	N		B	
CRUSTACEA														
BATHGUIL	29.3	0.006	14.6	0.003	0.0	0.000	0.0	0.000	14.6	0.003	11.7(	12.2)	0.002(	0.002)
DIASBRAD	0.0	0.000	0.0	0.000	0.0	0.000	0.0	0.000	14.6	0.003	2.9(	6.5)	0.001(	0.001)
GASTSPIN	14.6	0.070	0.0	0.000	0.0	0.000	0.0	0.000	43.9	0.158	11.7(	19.1)	0.046(	0.070)
MEGAAGIL	43.9	0.009	14.6	0.003	29.3	0.006	14.6	0.003	0.0	0.000	20.5(	16.7)	0.004(	0.003)
PERILONG	0.0	0.000	0.0	0.000	14.6	0.003	0.0	0.000	0.0	0.000	2.9(	6.5)	0.001(	0.001)
PSEUSIMI	0.0	0.000	14.6	0.003	0.0	0.000	0.0	0.000	0.0	0.000	2.9(	6.5)	0.001(	0.001)
THIASCUT	0.0	0.000	0.0	0.000	14.6	1.776	14.6	3.994	0.0	0.000	5.9(	8.0)	1.154(	1.764)
UROTPOSE	29.3	0.006	14.6	0.003	43.9	0.009	43.9	0.009	58.5	0.012	38.0(	16.7)	0.008(	0.003)
ECHINODERMATA														
ECHICORD	14.6	3.009	0.0	0.000	0.0	0.000	14.6	15.587	0.0	0.000	5.9(	8.0)	3.719(	6.761)
MOLLUSCA														
DONAVITT	0.0	0.000	0.0	0.000	0.0	0.000	0.0	0.000	14.6	0.025	2.9(	6.5)	0.005(	0.011)
MONTFERR	14.6	0.003	0.0	0.000	0.0	0.000	14.6	0.003	0.0	0.000	5.9(	8.0)	0.001(	0.002)
NATIALDE	0.0	0.000	0.0	0.000	0.0	0.000	0.0	0.000	14.6	0.038	2.9(	6.5)	0.008(	0.017)
POLYCHAETA														
ARICMINU	29.3	0.006	0.0	0.000	58.5	0.012	14.6	0.003	43.9	0.009	29.3(	23.1)	0.006(	0.005)
MAGEPAPI	14.6	0.018	0.0	0.000	14.6	0.078	0.0	0.000	14.6	0.042	8.8(	8.0)	0.028(	0.033)
NEPHCIRR	65.8	0.212	58.5	0.499	124.4	0.386	58.5	0.531	73.2	0.590	76.1(	27.7)	0.444(	0.149)
SCALINFL	14.6	0.003	0.0	0.000	0.0	0.000	0.0	0.000	0.0	0.000	2.9(	6.5)	0.001(	0.001)
SCOLARMI	14.6	0.241	0.0	0.000	0.0	0.000	14.6	0.456	0.0	0.000	5.9(	8.0)	0.140(	0.206)
SPIOBOMB	0.0	0.000	43.9	0.056	14.6	0.029	14.6	0.047	0.0	0.000	14.6(	17.9)	0.026(	0.026)
MISCELLANEOUS														
NEMERTIN	14.6	0.003	14.6	0.003	0.0	0.000	14.6	0.161	0.0	0.000	8.8(	8.0)	0.033(	0.071)
PHORONID	0.0	0.000	0.0	0.000	14.6	0.006	0.0	0.000	0.0	0.000	2.9(	6.5)	0.001(	0.003)
Σ	299.9	3.586	175.6	0.569	329.2	2.304	219.5	20.794	292.6	0.879	263.3(	63.6)	5.626(	8.564)
NSPC	12		7		9		10		9					
SH-W	2.327		1.748		1.850		2.119		1.987					
SIMP	0.069		0.136		0.173		0.086		0.116					

STATION : N50
GEOGR. POS. : 52° 28" 53' N 03° 47" 14' E
DATE : 07/05/91
DEPTH m : 30
Median Grain: 276 μ
Perc. Mud : 0.4

	BOX 1		BOX 2		BOX 3		BOX 4		BOX 5		MEAN	S.D.	MEAN	S.D.
	N	B	N	B	N	B	N	B	N	B	N		B	
CRUSTACEA														
BATHELEG	58.5	0.012	29.3	0.006	58.5	0.012	29.3	0.006	14.6	0.003	38.0(	19.6)	0.008(	0.004)
BATHGUIL	131.7	0.026	58.5	0.012	29.3	0.006	29.3	0.006	29.3	0.006	55.6(	44.4)	0.011(	0.009)
DIASBRAD	0.0	0.000	14.6	0.003	0.0	0.000	0.0	0.000	0.0	0.000	2.9(	6.5)	0.001(	0.001)
HIPPDENT	0.0	0.000	0.0	0.000	0.0	0.000	0.0	0.000	14.6	0.003	2.9(	6.5)	0.001(	0.001)
MEGAAGIL	73.2	0.015	58.5	0.012	14.6	0.003	43.9	0.009	29.3	0.006	43.9(	23.1)	0.009(	0.005)
PERILONG	0.0	0.000	0.0	0.000	0.0	0.000	14.6	0.003	0.0	0.000	2.9(	6.5)	0.001(	0.001)
PSEUSIMI	0.0	0.000	29.3	0.006	0.0	0.000	0.0	0.000	0.0	0.000	5.9(	13.1)	0.001(	0.003)
TANAIDAC	14.6	0.000	0.0	0.000	0.0	0.000	0.0	0.000	14.6	0.000	5.9(	8.0)	0.000(	0.000)
UROTBREV	102.4	0.020	219.4	0.044	29.3	0.006	43.9	0.009	29.3	0.006	84.9(	81.1)	0.017(	0.016)
UROTPOSE	14.6	0.003	0.0	0.000	73.2	0.015	0.0	0.000	43.9	0.009	26.3(	31.7)	0.005(	0.006)
ECHINODERMATA														
ECHICORD	0.0	0.000	0.0	0.000	14.6	8.228	0.0	0.000	14.6	12.772	5.9(	8.0)	4.200(	5.971)
ECHIPUSI	14.6	0.003	0.0	0.000	14.6	0.000	0.0	0.000	0.0	0.000	5.9(	8.0)	0.001(	0.001)
OPHIALBI	14.6	0.003	0.0	0.000	0.0	0.000	0.0	0.000	14.6	0.003	5.9(	8.0)	0.001(	0.002)
MOLLUSCA														
DONAVITT	14.6	0.045	0.0	0.000	0.0	0.000	0.0	0.000	0.0	0.000	2.9(	6.5)	0.009(	0.020)
ENSIENSI	0.0	0.000	14.6	10.146	0.0	0.000	14.6	10.073	0.0	0.000	5.9(	8.0)	4.044(	5.537)
NATIALDE	43.9	0.031	0.0	0.000	14.6	0.000	29.3	0.020	58.5	0.086	29.3(	23.1)	0.028(	0.035)
SPISELLI	0.0	0.000	0.0	0.000	14.6	0.575	14.6	0.553	0.0	0.000	5.9(	8.0)	0.226(	0.309)
TELLFABU	0.0	0.000	0.0	0.000	0.0	0.000	0.0	0.000	29.3	0.000	5.9(	13.1)	0.000(	0.000)
POLYCHAETA														
ARICMINU	0.0	0.000	29.3	0.000	117.0	0.023	29.3	0.000	58.5	0.004	46.8(	44.4)	0.006(	0.010)
CAPICAPI	0.0	0.000	0.0	0.000	0.0	0.000	14.6	0.003	0.0	0.000	2.9(	6.5)	0.001(	0.001)
CHAESETO	14.6	0.012	0.0	0.000	0.0	0.000	0.0	0.000	14.6	0.004	5.9(	8.0)	0.003(	0.005)
EXOGHEBE	0.0	0.000	146.3	0.013	0.0	0.000	29.3	0.006	14.6	0.000	38.0(	61.7)	0.004(	0.006)
LANICONC	14.6	0.003	14.6	0.000	0.0	0.000	0.0	0.000	14.6	0.000	8.8(	8.0)	0.001(	0.001)
MAGEPAPI	29.3	0.228	14.6	0.174	0.0	0.000	0.0	0.000	14.6	0.113	11.7(	12.2)	0.103(	0.103)
NEPHCAEC	0.0	0.000	0.0	0.000	0.0	0.000	0.0	0.000	14.6	0.155	2.9(	6.5)	0.031(	0.069)
NEPHCIRR	278.0	0.171	87.8	0.070	219.4	0.121	278.0	0.151	234.1	0.032	219.4(	78.1)	0.109(	0.057)
NEPHLONG	0.0	0.000	14.6	0.050	0.0	0.000	0.0	0.000	0.0	0.000	2.9(	6.5)	0.010(	0.022)
SCOLARMI	0.0	0.000	14.6	0.010	175.6	0.035	43.9	0.315	87.8	0.531	64.4(	70.6)	0.178(	0.236)
SCOLBONN	29.3	0.549	29.3	0.458	0.0	0.000	14.6	0.050	0.0	0.000	14.6(	14.6)	0.211(	0.269)
SCOLSQUA	0.0	0.000	0.0	0.000	29.3	1.007	0.0	0.000	0.0	0.000	5.9(	13.1)	0.201(	0.450)
SPIOBOMB	307.2	0.070	614.5	0.060	117.0	0.023	599.8	0.060	453.5	0.284	418.4(	209.6)	0.099(	0.105)
SPIOFILI	0.0	0.000	0.0	0.000	14.6	0.003	14.6	0.003	0.0	0.000	5.9(	8.0)	0.001(	0.002)
TRAVFORB	0.0	0.000	0.0	0.000	14.6	0.279	0.0	0.000	0.0	0.000	2.9(	6.5)	0.056(	0.125)
MISCELLANEOUS														
NEMERTIN	29.3	0.045	29.3	0.042	43.9	0.199	29.3	0.006	14.6	0.059	29.3(	10.3)	0.070(	0.075)
OLIGOCHA	0.0	0.000	58.5	0.006	0.0	0.000	0.0	0.000	0.0	0.000	11.7(	26.2)	0.001(	0.003)
PHORONID	0.0	0.000	14.6	0.006	0.0	0.000	0.0	0.000	14.6	0.006	5.9(	8.0)	0.002(	0.003)
Σ	1185.0	1.236	1492.3	11.117	994.8	10.535	1272.8	11.271	1228.9	14.081	1234.8(	178.8)	9.648(	4.899)
NSPC	17		19		17		17		22					
SH-W	2.242		2.125		2.385		1.864		2.270					
SIMP	0.142		0.204		0.109		0.269		0.178					

STATION : N70
GEOGR. POS. : 52^0 34" 9' N 03^0 31" 52' E
DATE : 26/04/91
DEPTH m : 33
Median Grain: 281 µ
Perc. Mud : 0.4

	BOX 1		BOX 2		BOX 3		BOX 4		BOX 5		MEAN	S.D.	MEAN	S.D.
	N	B	N	B	N	B	N	B	N	B	N		B	
CRUSTACEA														
BATHELEG	0.0	0.000	0.0	0.000	0.0	0.000	29.3	0.006	14.6	0.003	8.8(	13.1)	0.002(	0.003)
BATHGUIL	0.0	0.000	29.3	0.006	0.0	0.000	14.6	0.003	14.6	0.003	11.7(	12.2)	0.002(	0.002)
DIASBRAD	0.0	0.000	0.0	0.000	0.0	0.000	0.0	0.000	14.6	0.003	2.9(	6.5)	0.001(	0.001)
HIPPDENT	0.0	0.000	58.5	0.012	0.0	0.000	0.0	0.000	0.0	0.000	11.7(	26.2)	0.002(	0.005)
IPHITRIS	0.0	0.000	0.0	0.000	14.6	0.003	0.0	0.000	0.0	0.000	2.9(	6.5)	0.001(	0.001)
LEUCINCI	0.0	0.000	0.0	0.000	0.0	0.000	0.0	0.000	43.9	0.009	8.8(	19.6)	0.002(	0.004)
MEGAAGIL	14.6	0.003	58.5	0.012	175.6	0.035	58.5	0.012	43.9	0.009	70.2(	61.6)	0.014(	0.012)
PERILONG	0.0	0.000	0.0	0.000	0.0	0.000	14.6	0.003	0.0	0.000	2.9(	6.5)	0.001(	0.001)
PONTALTA	0.0	0.000	14.6	0.003	0.0	0.000	0.0	0.000	0.0	0.000	2.9(	6.5)	0.001(	0.001)
PSEUSIMI	0.0	0.000	0.0	0.000	29.3	0.006	29.3	0.006	0.0	0.000	11.7(	16.0)	0.002(	0.003)
SYNCMACU	0.0	0.000	29.3	0.006	0.0	0.000	14.6	0.003	0.0	0.000	8.8(	13.1)	0.002(	0.003)
TANAIDAC	0.0	0.000	0.0	0.000	0.0	0.000	0.0	0.000	14.6	0.003	2.9(	6.5)	0.001(	0.001)
THIASCUT	0.0	0.000	0.0	0.000	29.3	0.240	0.0	0.000	29.3	0.566	11.7(	16.0)	0.161(	0.249)
UROTBREV	87.8	0.018	204.8	0.041	29.3	0.006	102.4	0.020	380.4	0.076	160.9(	138.0)	0.032(	0.028)
UROTPOSE	0.0	0.000	29.3	0.006	58.5	0.012	58.5	0.012	117.0	0.023	52.7(	43.4)	0.011(	0.009)
ECHINODERMATA														
ECHICORD	0.0	0.000	14.6	8.228	43.9	38.126	14.6	5.912	14.6	9.097	17.6(	16.0)	12.273(	14.882)
ECHIPUSI	0.0	0.000	14.6	0.032	0.0	0.000	0.0	0.000	0.0	0.000	2.9(	6.5)	0.006(	0.014)
OPHIALBI	14.6	0.003	14.6	0.003	14.6	0.003	0.0	0.000	14.6	0.003	11.7(	6.5)	0.002(	0.001)
MOLLUSCA														
MONTFERR	0.0	0.000	0.0	0.000	73.2	0.020	0.0	0.000	0.0	0.000	14.6(	32.7)	0.004(	0.009)
NATIALDE	0.0	0.000	0.0	0.000	0.0	0.000	0.0	0.000	14.6	0.007	2.9(	6.5)	0.001(	0.003)
TELLFABU	0.0	0.000	0.0	0.000	14.6	0.003	0.0	0.000	0.0	0.000	2.9(	6.5)	0.001(	0.001)
POLYCHAETA														
ARICMINU	14.6	0.003	14.6	0.003	14.6	0.003	0.0	0.000	73.2	0.015	23.4(	28.5)	0.005(	0.006)
CHAESETO	29.3	0.000	14.6	0.000	0.0	0.000	0.0	0.000	0.0	0.000	8.8(	13.1)	0.000(	0.000)
GLYCNORD	14.6	0.006	0.0	0.000	0.0	0.000	0.0	0.000	0.0	0.000	2.9(	6.5)	0.001(	0.003)
GONIMACU	14.6	0.060	0.0	0.000	0.0	0.000	14.6	0.031	0.0	0.000	5.9(	8.0)	0.018(	0.027)
HARMLONG	0.0	0.000	0.0	0.000	14.6	0.007	0.0	0.000	29.3	0.015	8.8(	13.1)	0.004(	0.007)
NEPHCAEC	14.6	2.250	0.0	0.000	0.0	0.000	0.0	0.000	0.0	0.000	2.9(	6.5)	0.450(	1.006)
NEPHCIRR	175.6	0.054	234.1	0.427	336.5	0.061	219.4	0.108	482.8	0.271	289.7(	123.0)	0.184(	0.161)
NEPHLONG	14.6	0.007	0.0	0.000	0.0	0.000	0.0	0.000	0.0	0.000	2.9(	6.5)	0.001(	0.003)
OPHELIMA	0.0	0.000	0.0	0.000	58.5	0.012	0.0	0.000	0.0	0.000	11.7(	26.2)	0.002(	0.005)
SCOLARMI	117.0	1.400	43.9	0.888	14.6	0.404	43.9	0.369	29.3	0.376	49.7(	39.5)	0.687(	0.455)
SCOLSQUA	0.0	0.000	0.0	0.000	0.0	0.000	29.3	0.519	0.0	0.000	5.9(	13.1)	0.104(	0.232)
SPIOBOMB	716.9	0.050	760.8	0.031	1316.7	0.198	453.5	0.019	848.5	0.549	819.3(	314.6)	0.169(	0.224)
SPIOFILI	43.9	0.004	29.3	0.006	14.6	0.003	14.6	0.003	0.0	0.000	20.5(	16.7)	0.003(	0.002)
STHELIMI	14.6	0.050	0.0	0.000	0.0	0.000	0.0	0.000	0.0	0.000	2.9(	6.5)	0.010(	0.022)
SYLLSPEC	14.6	0.003	0.0	0.000	0.0	0.000	0.0	0.000	0.0	0.000	2.9(	6.5)	0.001(	0.001)
MISCELLANEOUS														
NEMERTIN	29.3	0.083	0.0	0.000	29.3	0.006	0.0	0.000	14.6	0.064	14.6(	14.6)	0.031(	0.040)
PHORONID	0.0	0.000	0.0	0.000	58.5	0.023	0.0	0.000	0.0	0.000	11.7(	26.2)	0.005(	0.010)
Σ	1331.3	3.994	1565.4	9.703	2340.8	39.170	1111.9	7.025	2194.5	11.091	1708.8(	537.3)	14.197(	14.222)
NSPC	16		16		19		15		18					
SH-W	1.720		1.806		1.697		1.972		1.870					
SIMP	0.315		0.274		0.343		0.214		0.228					

STATION : VD4
GEOGR. POS. : 51^0 55" 20' N 03^0 55" 9' E
DATE : 07/07/91
DEPTH m : 12
Median Grain: 202 µ
Perc. Mud : 2.5

	BOX 1		BOX 2		BOX 3		BOX 4		BOX 5		MEAN	S.D.	MEAN	S.D.
	N	B	N	B	N	B	N	B	N	B	N		B	
CRUSTACEA														
DIASBRAD	0.0	0.000	14.6	0.003	14.6	0.003	0.0	0.000	0.0	0.000	5.9(	8.0)	0.001(	0.002)
DIASLAEV	0.0	0.000	14.6	0.003	0.0	0.000	0.0	0.000	0.0	0.000	2.9(	6.5)	0.001(	0.001)
GASTSPIN	0.0	0.000	14.6	0.051	0.0	0.000	0.0	0.000	0.0	0.000	2.9(	6.5)	0.010(	0.023)
LIOCHOLS	0.0	0.000	0.0	0.000	0.0	0.000	0.0	0.000	14.6	5.179	2.9(	6.5)	1.036(	2.316)
ORCHNANA	43.9	0.009	0.0	0.000	0.0	0.000	0.0	0.000	0.0	0.000	8.8(	19.6)	0.002(	0.004)
PSEULONG	14.6	0.003	43.9	0.009	0.0	0.000	29.3	0.006	14.6	0.003	20.5(	16.7)	0.004(	0.003)
UROTPOSE	1141.1	0.228	1038.7	0.208	629.1	0.126	1872.6	0.375	1433.7	0.287	1223.1(	463.6)	0.245(	0.093)
ECHINODERMATA														
ECHICORD	14.6	5.912	14.6	5.413	0.0	0.000	43.9	15.029	14.6	5.912	17.6(	16.0)	6.453(	5.405)
MOLLUSCA														
ENSISPEC	0.0	0.000	14.6	2.958	0.0	0.000	0.0	0.000	0.0	0.000	2.9(	6.5)	0.592(	1.323)
MACTCORA	29.3	3.286	0.0	0.000	0.0	0.000	0.0	0.000	0.0	0.000	5.9(	13.1)	0.657(	1.469)
MONTFERR	14.6	0.006	0.0	0.000	0.0	0.000	204.8	0.148	58.5	0.056	55.6(	86.8)	0.042(	0.064)
MYSEBIDE	43.9	0.006	131.7	0.023	73.2	0.019	146.3	0.019	131.7	0.023	105.3(	44.4)	0.018(	0.007)
NATIALDE	58.5	0.762	58.5	1.227	58.5	1.135	73.2	1.647	146.3	2.881	79.0(	38.2)	1.531(	0.818)
SPISSUBT	994.8	13.095	1697.1	27.917	1302.1	21.936	1375.2	25.964	1155.8	20.460	1305.0(	263.2)	21.874(	5.751)
TELLFABU	351.1	10.232	497.4	14.778	307.2	9.218	292.6	11.315	395.0	9.957	368.7(	82.4)	11.100(	2.189)
POLYCHAETA														
CAPICAPI	0.0	0.000	14.6	0.006	0.0	0.000	14.6	0.004	14.6	0.004	8.8(	8.0)	0.003(	0.003)
CHAESETO	14.6	0.007	0.0	0.000	14.6	0.038	14.6	0.013	29.3	0.004	14.6(	10.3)	0.013(	0.015)
HARMLUNU	14.6	0.023	0.0	0.000	0.0	0.000	0.0	0.000	0.0	0.000	2.9(	6.5)	0.005(	0.010)
LANICONC	29.3	0.007	0.0	0.000	0.0	0.000	0.0	0.000	0.0	0.000	5.9(	13.1)	0.001(	0.003)
MAGEPAPI	29.3	0.083	0.0	0.000	102.4	0.252	14.6	0.025	58.5	0.277	41.0(	40.6)	0.127(	0.129)
NEPHCIRR	102.4	0.356	73.2	0.193	87.8	0.300	29.3	0.073	146.3	0.386	87.8(	42.7)	0.262(	0.128)
NEPHHOMB	87.8	4.778	87.8	0.386	14.6	0.446	14.6	3.052	58.5	0.958	52.7(	36.7)	1.924(	1.930)
NERELONG	0.0	0.000	14.6	0.022	14.6	0.338	0.0	0.000	0.0	0.000	5.9(	8.0)	0.072(	0.149)
SCOLBONN	0.0	0.000	0.0	0.000	0.0	0.000	14.6	0.456	0.0	0.000	2.9(	6.5)	0.091(	0.204)
SIGAMATH	0.0	0.000	0.0	0.000	0.0	0.000	14.6	0.013	29.3	1.140	8.8(	13.1)	0.231(	0.508)
SPIOBOMB	14.6	0.032	29.3	0.022	29.3	0.048	14.6	0.025	29.3	0.029	23.4(	8.0)	0.031(	0.010)
MISCELLANEOUS														
ANTHOZOA	14.6	0.753	0.0	0.000	0.0	0.000	0.0	0.000	0.0	0.000	2.9(	6.5)	0.151(	0.337)
NEMERTIN	0.0	0.000	14.6	0.187	0.0	0.000	14.6	0.064	0.0	0.000	5.9(	8.0)	0.050(	0.081)
Σ	3013.8	39.580	3774.5	53.407	2648.0	33.860	4184.2	58.229	3730.6	47.556	3470.2(	623.4)	46.526(	9.925)
NSPC	18		17		12		17		16					
SH-W	1.718		1.589		1.527		1.523		1.737					
SIMP	0.266		0.295		0.312		0.315		0.257					

STATION : VD3
GEOGR. POS. : 51^0 47" 14' N 03^0 48" 29' E
DATE : 22/07/91
DEPTH m :
Median Grain:
Perc. Mud :

	BOX 1		BOX 2		BOX 3		BOX 4		BOX 5		MEAN	S.D.	MEAN	S.D.
	N	B	N	B	N	B	N	B	N	B	N		B	
CRUSTACEA														
ATYLFALC	0.0	0.000	0.0	0.000	0.0	0.000	14.6	0.003	0.0	0.000	2.9(	6.5)	0.001(	0.001)
ATYLSWAM	14.6	0.003	58.5	0.012	58.5	0.012	14.6	0.003	292.6	0.059	87.8(	116.6)	0.018(	0.023)
BATHELEG	14.6	0.003	0.0	0.000	0.0	0.000	0.0	0.000	0.0	0.000	2.9(	6.5)	0.001(	0.001)
CAPRELLI	0.0	0.000	58.5	0.012	0.0	0.000	0.0	0.000	0.0	0.000	11.7(	26.2)	0.002(	0.005)
CRANCRAN	0.0	0.000	14.6	0.183	0.0	0.000	0.0	0.000	102.4	0.402	23.4(	44.6)	0.117(	0.178)
GAMMCRIN	0.0	0.000	0.0	0.000	0.0	0.000	14.6	0.066	160.9	0.032	35.1(	70.6)	0.020(	0.029)
IDOTNEGL	0.0	0.000	0.0	0.000	0.0	0.000	0.0	0.000	14.6	0.003	2.9(	6.5)	0.001(	0.001)
LIOCHOLS	0.0	0.000	73.2	0.241	73.2	0.035	58.5	0.013	512.0	0.293	143.4(	208.3)	0.116(	0.139)
MEGAAGIL	0.0	0.000	14.6	0.003	14.6	0.003	0.0	0.000	0.0	0.000	5.9(	8.0)	0.001(	0.002)
MICRMACU	0.0	0.000	0.0	0.000	0.0	0.000	0.0	0.000	117.0	0.023	23.4(	52.3)	0.005(	0.010)
UROTPOSE	497.4	0.099	775.4	0.155	204.8	0.041	468.2	0.094	1185.0	0.237	626.2(	372.0)	0.125(	0.074)
ECHINODERMATA														
ASTERUBE	0.0	0.000	29.3	0.000	29.3	0.019	14.6	0.010	87.8	0.064	32.2(	33.4)	0.019(	0.027)
ECHICORD	0.0	0.000	102.4	26.858	131.7	30.062	131.7	29.828	43.9	10.901	81.9(	58.2)	19.530(	13.477)
OPHIALBI	0.0	0.000	0.0	0.000	0.0	0.000	14.6	0.287	0.0	0.000	2.9(	6.5)	0.057(	0.128)
MOLLUSCA														
ABRAALBA	14.6	0.013	0.0	0.000	0.0	0.000	0.0	0.000	14.6	0.009	5.9(	8.0)	0.004(	0.006)
ENSIDIRE	29.3	4.041	102.4	70.296	73.2	99.943	73.2	24.442	117.0	19.869	79.0(	33.7)	43.718(	39.945)
MACOBALT	0.0	0.000	14.6	0.316	0.0	0.000	0.0	0.000	14.6	0.316	5.9(	8.0)	0.126(	0.173)
MONTFERR	234.1	0.181	819.3	0.771	555.9	0.490	673.0	0.777	336.5	0.325	523.8(	239.6)	0.509(	0.266)
MYSEBIDE	131.7	0.025	160.9	0.038	146.3	0.028	248.7	0.061	336.5	0.092	204.8(	86.6)	0.049(	0.028)
TELLFABU	58.5	0.010	43.9	0.053	0.0	0.000	58.5	0.587	73.2	0.497	46.8(	28.1)	0.229(	0.288)
TELLTENU	131.7	1.862	424.3	7.349	117.0	1.584	248.7	6.377	336.5	6.404	251.6(	131.8)	4.715(	2.761)
POLYCHAETA														
AUTOSPEC	43.9	0.009	0.0	0.000	0.0	0.000	0.0	0.000	131.7	0.026	35.1(	57.2)	0.007(	0.011)
CHAESETO	14.6	0.003	29.3	0.006	0.0	0.000	0.0	0.000	0.0	0.000	8.8(	13.1)	0.002(	0.003)
EUMISANG	0.0	0.000	0.0	0.000	14.6	0.023	14.6	0.000	0.0	0.000	5.9(	8.0)	0.005(	0.010)
HARMLUNU	14.6	0.007	14.6	0.010	0.0	0.000	14.6	0.007	14.6	0.007	11.7(	6.5)	0.006(	0.004)
LANICONC	555.9	9.419	555.9	7.586	1463.0	13.915	760.8	6.025	6012.9	45.256	1869.7(	2345.9)	16.440(	16.378)
MAGEPAPI	0.0	0.000	14.6	0.059	0.0	0.000	0.0	0.000	0.0	0.000	2.9(	6.5)	0.012(	0.026)
NEPHCIRR	14.6	0.010	160.9	1.396	29.3	0.060	87.8	0.435	102.4	1.024	79.0(	59.1)	0.585(	0.608)
NEPHHOMB	0.0	0.000	0.0	0.000	0.0	0.000	0.0	0.000	43.9	17.774	8.8(	19.6)	3.555(	7.949)
NERELONG	0.0	0.000	0.0	0.000	0.0	0.000	0.0	0.000	204.8	0.108	41.0(	91.6)	0.022(	0.048)
SCOLARMI	0.0	0.000	29.3	0.006	0.0	0.000	14.6	0.004	131.7	0.035	35.1(	55.3)	0.009(	0.015)
SPIOBOMB	58.5	0.113	336.5	0.356	87.8	0.091	234.1	0.228	424.3	0.315	228.2(	157.1)	0.220(	0.118)
SPIOFILI	14.6	0.003	29.3	0.006	14.6	0.003	0.0	0.000	14.6	0.003	14.6(	10.3)	0.003(	0.002)
MISCELLANEOUS														
NEMERTIN	14.6	0.123	14.6	0.183	14.6	0.322	0.0	0.000	0.0	0.000	8.8(	8.0)	0.126(	0.135)
Σ	1858.0	15.925	3876.9	115.892	3028.4	146.631	3160.1	69.247	10826.2	104.075	4549.9(	3582.5)	90.354(	49.982)
NSPC	17		23		16		19		25					
SH-W	2.027		2.365		1.805		2.214		1.854					
SIMP	0.184		0.128		0.277		0.143		0.328					

STATION : VD2
GEOGR. POS. : 51° 42" 14' N 03° 36" 0' E
DATE : 22/07/91
DEPTH m :
Median Grain:
Perc. Mud :

	BOX 1		BOX 2		BOX 3		BOX 4		BOX 5		MEAN	S.D.	MEAN	S.D.
	N	B	N	B	N	B	N	B	N	B	N		B	
CRUSTACEA														
ATYLSWAM	0.0	0.000	0.0	0.000	0.0	0.000	14.6	0.003	0.0	0.000	2.9(	6.5)	0.001(	0.001)
BATHPELA	14.6	0.003	29.3	0.006	29.3	0.006	117.0	0.023	58.5	0.012	49.7(	40.9)	0.010(	0.008)
GASTSPIN	102.4	0.066	146.3	0.195	58.5	0.003	14.6	0.003	43.9	0.044	73.2(	51.7)	0.062(	0.079)
PONTALTA	29.3	0.006	43.9	0.009	73.2	0.015	14.6	0.003	29.3	0.006	38.0(	22.2)	0.008(	0.004)
UROTBREV	14.6	0.003	0.0	0.000	0.0	0.000	29.3	0.006	0.0	0.000	8.8(	13.1)	0.002(	0.003)
MOLLUSCA														
NATTALDE	0.0	0.000	0.0	0.000	0.0	0.000	0.0	0.000	14.6	0.064	2.9(	6.5)	0.013(	0.029)
TELLFABU	0.0	0.000	0.0	0.000	14.6	0.234	0.0	0.000	0.0	0.000	2.9(	6.5)	0.047(	0.105)
POLYCHAETA														
NEPHCIRR	43.9	0.231	43.9	0.309	43.9	0.382	29.3	0.091	14.6	0.003	35.1(	13.1)	0.203(	0.155)
PARAFULG	14.6	0.003	0.0	0.000	0.0	0.000	0.0	0.000	0.0	0.000	2.9(	6.5)	0.001(	0.001)
SCOLBONN	0.0	0.000	0.0	0.000	0.0	0.000	0.0	0.000	14.6	0.222	2.9(	6.5)	0.044(	0.099)
MISCELLANEOUS														
NEMERTIN	0.0	0.000	14.6	0.145	14.6	0.003	14.6	0.032	0.0	0.000	8.8(	8.0)	0.036(	0.062)
Σ	219.5	0.312	278.0	0.663	234.1	0.642	234.1	0.161	175.6	0.351	228.2(	36.7)	0.426(	0.219)
NSPC	6		5		6		7		6					
SH-W	1.488		1.313		1.630		1.560		1.633					
SIMP	0.238		0.304		0.167		0.250		0.152					

STATION : VD1
GEOGR. POS. : 51° 36" 55' N 03° 23" 19' E
DATE : 07/04/91
DEPTH m : 12
Median Grain: 253 µ
Perc. Mud : 0.5

	BOX 1		BOX 2		BOX 3		BOX 4		BOX 5		MEAN	S.D.	MEAN	S.D.
	N	B	N	B	N	B	N	B	N	B	N		B	
CRUSTACEA														
BATHELEG	0.0	0.000	14.6	0.003	14.6	0.003	0.0	0.000	0.0	0.000	5.9(	8.0)	0.001(	0.002)
BATHGUIL	29.3	0.006	0.0	0.000	0.0	0.000	0.0	0.000	0.0	0.000	5.9(	13.1)	0.001(	0.003)
MEGAAGIL	0.0	0.000	14.6	0.003	14.6	0.003	0.0	0.000	0.0	0.000	5.9(	8.0)	0.001(	0.002)
PSEULONG	0.0	0.000	14.6	0.003	0.0	0.000	14.6	0.003	14.6	0.003	8.8(	8.0)	0.002(	0.002)
UROTPOSE	29.3	0.006	73.2	0.015	248.7	0.050	43.9	0.009	219.4	0.044	122.9(	103.2)	0.025(	0.021)
ECHINODERMATA														
ECHICORD	0.0	0.000	14.6	5.413	14.6	4.091	14.6	4.503	14.6	5.912	11.7(	6.5)	3.984(	2.341)
MOLLUSCA														
ENSIMINO	0.0	0.000	0.0	0.000	0.0	0.000	14.6	32.621	0.0	0.000	2.9(	6.5)	6.524(	14.588)
MONTFERR	0.0	0.000	29.3	0.037	14.6	0.003	0.0	0.000	117.0	0.085	32.2(	49.0)	0.025(	0.037)
MYSEBIDE	0.0	0.000	0.0	0.000	0.0	0.000	0.0	0.000	58.5	0.007	11.7(	26.2)	0.001(	0.003)
TELLFABU	14.6	0.800	0.0	0.000	0.0	0.000	0.0	0.000	0.0	0.000	2.9(	6.5)	0.160(	0.358)
TELLTENU	0.0	0.000	0.0	0.000	0.0	0.000	0.0	0.000	14.6	0.935	2.9(	6.5)	0.187(	0.418)
POLYCHAETA														
LANICONC	14.6	0.193	14.6	0.218	14.6	0.114	0.0	0.000	0.0	0.000	8.8(	8.0)	0.105(	0.103)
MAGEPAPI	29.3	0.121	58.5	0.489	58.5	0.231	29.3	0.231	102.4	0.386	55.6(	30.0)	0.292(	0.145)
NEPHCIRR	29.3	0.116	43.9	0.059	73.2	0.331	29.3	0.222	73.2	0.579	49.7(	22.2)	0.261(	0.206)
NEPHHOMB	0.0	0.000	0.0	0.000	14.6	0.126	0.0	0.000	0.0	0.000	2.9(	6.5)	0.025(	0.056)
SCOLARMI	14.6	0.222	14.6	0.282	0.0	0.000	0.0	0.000	0.0	0.000	5.9(	8.0)	0.101(	0.140)
SCOLBONN	0.0	0.000	0.0	0.000	0.0	0.000	58.5	1.659	14.6	0.193	14.6(	25.3)	0.370(	0.725)
SPIOBOMB	14.6	0.003	0.0	0.000	0.0	0.000	0.0	0.000	0.0	0.000	2.9(	6.5)	0.001(	0.001)
MISCELLANEOUS														
ANTHOZOA	0.0	0.000	0.0	0.000	14.6	1.159	0.0	0.000	0.0	0.000	2.9(	6.5)	0.232(	0.518)
NEMERTIN	0.0	0.000	14.6	0.682	29.3	1.107	0.0	0.000	0.0	0.000	8.8(	13.1)	0.358(	0.513)
Σ	175.6	1.467	307.2	7.202	512.1	7.217	204.8	39.248	629.1	8.145	365.8(	197.6)	12.656(	15.100)
NSPC	8		11		11		7		9					
SH-W	2.023		2.174		1.751		1.810		1.797					
SIMP	0.061		0.095		0.257		0.121		0.188					

STATION : W30
GEOGR. POS. : 51^0 43" 10' N 03^0 6" 55' E
DATE : 07/04/91
DEPTH m : 33
Median Grain: 325 µ
Perc. Mud : 0.4

	BOX 1		BOX 2		BOX 3		BOX 4		BOX 5		MEAN	S.D.	MEAN	S.D.
	N	B	N	B	N	B	N	B	N	B	N		B	
CRUSTACEA														
BATHGUIL	0.0	0.000	0.0	0.000	0.0	0.000	14.6	0.003	43.9	0.009	11.7(	19.1)	0.002(	0.004)
DIASBRAD	14.6	0.003	0.0	0.000	0.0	0.000	0.0	0.000	0.0	0.000	2.9(	6.5)	0.001(	0.001)
MEGAAGIL	43.9	0.009	0.0	0.000	58.5	0.012	43.9	0.009	14.6	0.003	32.2(	24.0)	0.006(	0.005)
PERILONG	0.0	0.000	0.0	0.000	0.0	0.000	14.6	0.003	0.0	0.000	2.9(	6.5)	0.001(	0.001)
PONTALTA	14.6	0.003	14.6	0.003	0.0	0.000	0.0	0.000	14.6	0.003	8.8(	8.0)	0.002(	0.002)
PSEUSIMI	58.5	0.012	29.3	0.006	43.9	0.009	14.6	0.003	102.4	0.020	49.7(	33.7)	0.010(	0.007)
THIASCUT	0.0	0.000	0.0	0.000	14.6	0.080	0.0	0.000	0.0	0.000	2.9(	6.5)	0.016(	0.036)
UROTBREV	102.4	0.020	87.8	0.018	87.8	0.018	175.6	0.035	146.3	0.029	120.0(	39.3)	0.024(	0.008)
UROTPOSE	29.3	0.006	0.0	0.000	0.0	0.000	0.0	0.000	0.0	0.000	5.9(	13.1)	0.001(	0.003)
ECHINODERMATA														
AMPHFILI	0.0	0.000	14.6	0.003	0.0	0.000	0.0	0.000	0.0	0.000	2.9(	6.5)	0.001(	0.001)
ECHICORD	14.6	15.587	0.0	0.000	0.0	0.000	0.0	0.000	0.0	0.000	2.9(	6.5)	3.117(	6.971)
ECHIPUSI	0.0	0.000	0.0	0.000	0.0	0.000	0.0	0.000	29.3	0.086	5.9(	13.1)	0.017(	0.039)
OPHIALBI	0.0	0.000	0.0	0.000	0.0	0.000	29.3	0.006	0.0	0.000	5.9(	13.1)	0.001(	0.003)
MOLLUSCA														
NATIALDE	0.0	0.000	0.0	0.000	0.0	0.000	0.0	0.000	43.9	0.015	8.8(	19.6)	0.003(	0.007)
SPISSOLI	0.0	0.000	0.0	0.000	0.0	0.000	14.6	1.252	0.0	0.000	2.9(	6.5)	0.250(	0.560)
POLYCHAETA														
ARICMINU	29.3	0.006	14.6	0.003	146.3	0.029	117.0	0.023	102.4	0.020	81.9(	57.2)	0.016(	0.011)
CHAESETO	0.0	0.000	0.0	0.000	0.0	0.000	0.0	0.000	14.6	0.003	2.9(	6.5)	0.001(	0.001)
GLYCCAPI	0.0	0.000	14.6	0.003	29.3	0.263	0.0	0.000	58.5	0.000	20.5(	24.5)	0.053(	0.117)
HARMLUNU	0.0	0.000	0.0	0.000	14.6	0.000	14.6	0.000	14.6	0.007	8.8(	8.0)	0.001(	0.003)
LANICONC	0.0	0.000	0.0	0.000	0.0	0.000	14.6	0.003	0.0	0.000	2.9(	6.5)	0.001(	0.001)
MAGEPAPI	0.0	0.000	0.0	0.000	14.6	0.249	14.6	0.145	43.9	0.454	14.6(	17.9)	0.169(	0.190)
NEPHCIRR	87.8	0.499	87.8	0.198	58.5	0.193	117.0	0.373	29.3	0.402	76.1(	33.4)	0.333(	0.134)
NEPHHOMB	14.6	0.247	0.0	0.000	0.0	0.000	0.0	0.000	0.0	0.000	2.9(	6.5)	0.049(	0.111)
NEPHLONG	0.0	0.000	0.0	0.000	0.0	0.000	0.0	0.000	14.6	0.025	2.9(	6.5)	0.005(	0.011)
SCOLARMI	14.6	0.083	14.6	0.032	0.0	0.000	0.0	0.000	14.6	0.285	8.8(	8.0)	0.080(	0.120)
SCOLSQUA	0.0	0.000	14.6	0.203	14.6	0.296	14.6	0.246	14.6	0.386	11.7(	6.5)	0.226(	0.144)
SPIOBOMB	0.0	0.000	29.3	0.031	58.5	0.113	117.0	0.348	117.0	0.023	64.4(	52.3)	0.103(	0.144)
SPIOFILI	0.0	0.000	102.4	0.020	43.9	0.009	14.6	0.003	131.7	0.026	58.5(	56.7)	0.012(	0.011)
MISCELLANEOUS														
NEMERTIN	29.3	0.164	29.3	0.277	14.6	0.078	14.6	0.010	0.0	0.000	17.6(	12.2)	0.106(	0.116)
Σ	453.5	16.639	453.5	0.796	599.8	1.347	746.1	2.462	951.0	1.798	640.8(	211.6)	4.608(	6.753)
NSPC	12		12		13		16		18					
SH-W	2.228		2.167		2.289		2.277		2.561					
SIMP	0.103		0.116		0.104		0.121		0.081					

STATION : W70
GEOGR. POS. : 51° 57' 26' N 02° 40" 44' E
DATE : 08/05/91
DEPTH m : 45
Median Grain: 390 µ
Perc. Mud : 0.4

	BOX 1		BOX 2		BOX 3		BOX 4		BOX 5		MEAN	S.D.	MEAN	S.D.
	N	B	N	B	N	B	N	B	N	B	N		B	
CRUSTACEA														
ATYLFALC	0.0	0.000	0.0	0.000	0.0	0.000	14.6	0.003	0.0	0.000	2.9(	6.5)	0.001(	0.001)
BATHGUIL	0.0	0.000	14.6	0.003	0.0	0.000	0.0	0.000	14.6	0.003	5.9(	8.0)	0.001(	0.002)
GASTSPIN	0.0	0.000	0.0	0.000	14.6	0.088	0.0	0.000	43.9	0.303	11.7(	19.1)	0.078(	0.131)
HIPPDENT	0.0	0.000	0.0	0.000	0.0	0.000	29.3	0.006	0.0	0.000	5.9(	13.1)	0.001(	0.003)
MEGAAGIL	14.6	0.003	43.9	0.009	29.3	0.006	43.9	0.009	14.6	0.003	29.3(	14.6)	0.006(	0.003)
PERILONG	0.0	0.000	0.0	0.000	0.0	0.000	14.6	0.003	0.0	0.000	2.9(	6.5)	0.001(	0.001)
PSEUSIMI	0.0	0.000	0.0	0.000	29.3	0.006	14.6	0.003	0.0	0.000	8.8(	13.1)	0.002(	0.003)
SYNCMACU	0.0	0.000	0.0	0.000	0.0	0.000	0.0	0.000	14.6	0.003	2.9(	6.5)	0.001(	0.001)
THIASCUT	0.0	0.000	0.0	0.000	0.0	0.000	14.6	0.566	0.0	0.000	2.9(	6.5)	0.113(	0.253)
UNCIPLAN	0.0	0.000	0.0	0.000	0.0	0.000	14.6	0.003	0.0	0.000	2.9(	6.5)	0.001(	0.001)
ECHINODERMATA														
ACROBRAC	0.0	0.000	73.2	0.010	102.4	0.015	14.6	0.003	87.8	0.018	55.6(	45.6)	0.009(	0.007)
ECHIPUSI	102.4	0.198	73.2	0.198	14.6	0.000	87.8	0.116	234.1	0.603	102.4(	80.8)	0.223(	0.227)
OPHIALBI	0.0	0.000	0.0	0.000	58.5	0.012	73.2	0.020	14.6	0.003	29.3(	34.3)	0.007(	0.009)
OPHISPEC	14.6	0.000	43.9	0.009	0.0	0.000	0.0	0.000	0.0	0.000	11.7(	19.1)	0.002(	0.004)
MOLLUSCA														
ABRAALBA	0.0	0.000	0.0	0.000	0.0	0.000	0.0	0.000	14.6	0.000	2.9(	6.5)	0.000(	0.000)
NATIALDE	0.0	0.000	58.5	0.020	175.6	0.124	29.3	0.022	14.6	0.004	55.6(	70.5)	0.034(	0.051)
SPISELLI	14.6	0.104	73.2	0.066	0.0	0.000	29.3	0.591	14.6	0.004	26.3(	28.1)	0.153(	0.249)
TELLPYGM	73.2	0.003	219.4	0.020	117.0	0.006	146.3	0.113	102.4	0.012	131.7(	55.7)	0.031(	0.046)
POLYCHAETA														
ANAISUBU	0.0	0.000	0.0	0.000	0.0	0.000	14.6	0.003	0.0	0.000	2.9(	6.5)	0.001(	0.001)
AONIPAUC	0.0	0.000	14.6	0.003	0.0	0.000	0.0	0.000	14.6	0.003	5.9(	8.0)	0.001(	0.002)
ARICMINU	43.9	0.009	14.6	0.003	0.0	0.000	29.3	0.006	14.6	0.003	20.5(	16.7)	0.004(	0.003)
GLYCCAPI	14.6	0.066	87.8	0.297	29.3	0.098	29.3	0.053	14.6	0.010	35.1(	30.3)	0.105(	0.112)
HARMLUNU	0.0	0.000	14.6	0.007	14.6	0.006	14.6	0.007	14.6	0.007	11.7(	6.5)	0.006(	0.003)
LANICONC	29.3	0.006	29.3	0.006	0.0	0.000	29.3	0.006	14.6	0.003	20.5(	13.1)	0.004(	0.003)
LUMBLATR	0.0	0.000	0.0	0.000	14.6	0.004	14.6	2.497	0.0	0.000	5.9(	8.0)	0.500(	1.116)
MAGEPAPI	0.0	0.000	14.6	0.019	0.0	0.000	0.0	0.000	0.0	0.000	2.9(	6.5)	0.004(	0.009)
NEPHCIRR	58.5	5.292	29.3	0.010	29.3	0.026	102.4	0.080	29.3	0.038	49.7(	32.1)	1.089(	2.349)
NEPHLONG	0.0	0.000	0.0	0.000	29.3	14.453	14.6	1.835	14.6	0.019	11.7(	12.2)	3.261(	6.306)
OPHELIMA	0.0	0.000	43.9	0.272	0.0	0.000	0.0	0.000	14.6	0.019	11.7(	19.1)	0.058(	0.120)
OPISPTER	0.0	0.000	0.0	0.000	0.0	0.000	14.6	0.003	0.0	0.000	2.9(	6.5)	0.001(	0.001)
SCOLARMI	0.0	0.000	0.0	0.000	0.0	0.000	0.0	0.000	14.6	0.006	2.9(	6.5)	0.001(	0.003)
SPHAHYST	14.6	0.003	0.0	0.000	0.0	0.000	14.6	0.003	0.0	0.000	5.9(	8.0)	0.001(	0.002)
SPIOBOMB	29.3	0.007	14.6	0.029	43.9	0.064	43.9	0.070	29.3	0.038	32.2(	12.2)	0.042(	0.026)
SPIOFILI	29.3	0.007	0.0	0.000	0.0	0.000	0.0	0.000	14.6	0.003	8.8(	13.1)	0.002(	0.003)
TYPOARMI	0.0	0.000	0.0	0.000	0.0	0.000	14.6	0.003	0.0	0.000	2.9(	6.5)	0.001(	0.001)
MISCELLANEOUS														
ARCHIANN	0.0	0.000	14.6	0.000	0.0	0.000	0.0	0.000	0.0	0.000	2.9(	6.5)	0.000(	0.000)
BRANLANC	0.0	0.000	0.0	0.000	0.0	0.000	14.6	0.006	0.0	0.000	2.9(	6.5)	0.001(	0.003)
NEMERTIN	14.6	0.013	14.6	0.003	29.3	0.048	14.6	0.026	14.6	0.010	17.6(	6.5)	0.020(	0.018)
OLIGOCHA	0.0	0.000	0.0	0.000	0.0	0.000	14.6	0.000	0.0	0.000	2.9(	6.5)	0.000(	0.000)
Σ	453.5	5.710	892.4	0.985	731.5	14.956	907.1	6.055	775.4	1.115	752.0(	182.9)	5.764(	5.680)
NSPC	13		19		15		28		23					
SH-W	2.316		2.575		2.367		2.992		2.559					
SIMP	0.092		0.091		0.106		0.054		0.117					

CONTENTS

1. Samenvatting 2
2. Introduction 4
3. Material and methods 5
3.1. Sampling and sorting 5
3.2. Ashfree dry weight 6
3.3. Classification and statistics 7
3.4. Sediment analysis 8
4. Results 8
4.1. Sediment grainsize 8
4.2. Sample classification 9
4.3. Station classification 9
4.4. Distribution of biomass, diversity and species 10
5. Discussion 11
6. Summary 14
7. Acknowledgements 15
8. References 15

Tables and figures 15
Appendices 15