

4018

10782



## The mysid-feeding guild of demersal fishes in the brackish zone of the Westerschelde estuary

K. HOSTENS\* AND J. MEES

University of Gent, Department of Biology, Marine Biology Section, Ledeganckstraat 35, B-9000 Gent, Belgium

(Received 5 March 1999, Accepted 4 June 1999)

The demersal fish fauna of the mesohaline zone of the Westerschelde estuary (south-west Netherlands) was sampled intensively in the period 1990–1992. Almost 500 beam trawl samples were taken in both subtidal (330 samples) and intertidal (144 samples) habitats. These yielded 44 fish species, mostly as juveniles. The area functioned as a nursery for several demersal fish species, and harboured large populations of hyperbenthic mysids. Three gobies, three flatfish, one clupeoid and one gadoid dominated the fish fauna, while three mysid species were important components of the holohyperbenthos. From c. 1500 stomach contents of 25 fish species, 44 prey species were identified, the most abundant of which were also common in the hyperbenthal. The demersal fish community consisted of a group that foraged subtidally on fast-moving epi- and hyperbenthic prey (for example gadoids, gobies and clupeoids) and a group that foraged on slow-moving or sessile endobenthic organisms, mainly in intertidal areas (for example most flatfish species). Mysidacea occurred in >50% stomachs analysed and were taken as prey by 19 of the 25 fish species. Mysids were most important in the diets of *Pomatoschistus minutus*, *P. lozanoi*, *Trisopterus luscus* and *Merlangius merlangus*, and were present in appreciable numbers in *Pleuronectes flesus*, *Trigla lucerna*, *Clupea harengus* and *Pleuronectes platessa*. These species fed mainly on the brackish water endemic *Neomysis integer*. *Mesopodopsis slabberi* (present in 35% of the gobiid stomachs) and *Gastrosaccus spinifer* (present in 25% of the gadoid stomachs) were of secondary importance. *P. minutus* and *T. luscus* showed a diet shift from calanoids (*Eurytemora affinis* and *Temora longicornis*) to mysids at  $L_S$  of 30 and 50 mm, respectively. Only 1% of the standing stocks of the *N. integer* and *M. slabberi* populations was removed by the local demersal fish community, so top-down control of mysid populations in estuaries seems unlikely.

© 1999 The Fisheries Society of the British Isles

Key words: stomach content; consumption; Mysidacea; flatfish; gobies; gadoids; clupeoids.

### INTRODUCTION

Lumping of taxonomically often very different species into trophic guilds (groups of species or size classes of species that share similar prey) has become an important tool in reducing the complexity of ecosystems for the description of local food webs (Elliott & Dewailly, 1995). Recent studies suggest that, although the species composition of the fish fauna can differ significantly between estuaries, similar feeding guilds can be distinguished over wide geographical ranges (Costa & Elliott, 1991).

Most estuarine fish species are opportunistic feeders, although their diet is more or less restricted to part of the total available prey spectrum as dictated by their capability to capture and ingest specific prey species. Therefore, most dietary shifts (ontogenetic, seasonal, or shifts towards the most profitable prey)

\*Author to whom correspondence should be addressed. Tel.: +32-(0)9-2645251; fax: +32-(0)9-2645344; email: kris.hostens@rug.ac.be

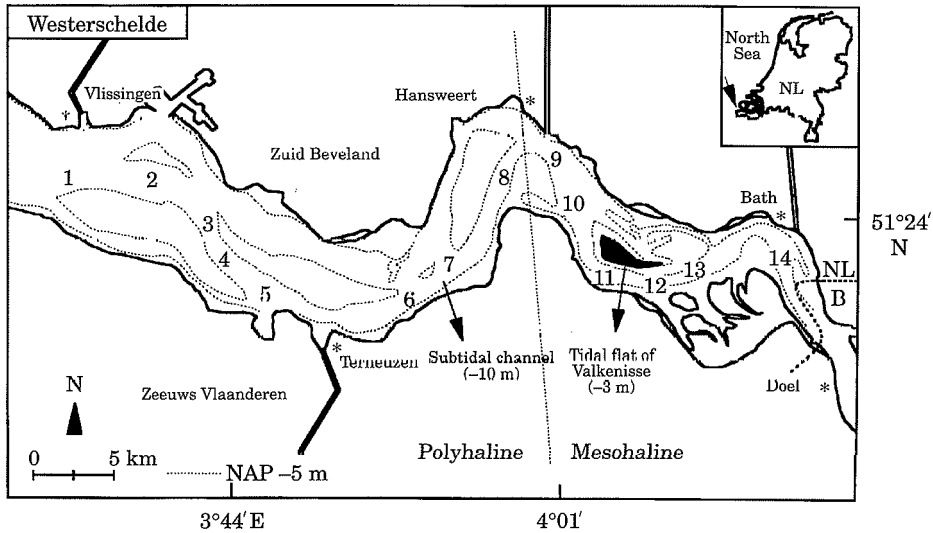


FIG. 1. Map of the study area with location of the 14 stations in the subtidal channel and of the intertidal flat of Valkenisse.

are related to the trophic adaptability of the fish species, food partitioning and/or seasonality in the availability of prey (Gerking, 1994).

In the mesohaline subtidal zone of the Westerschelde estuary (average salinity for the study period:  $19.1 \pm 3.6$  psu) the hyperbenthos reaches maximal densities (Mees *et al.*, 1993b, 1995), while almost no macro-endobenthic organisms occur (cf. burial and clogging of the feeding apparatus in highly turbid areas). A hyperbenthos-feeding guild has been distinguished recently in several studies of demersal fish assemblages (e.g. Moreira *et al.*, 1992). The hyperbenthos consists mainly of peracarid crustaceans and larvae of a variety of taxa, and several endobenthic species perform regular excursions into the hyperbenthic layer (Mees & Jones, 1997). Mysidacea, the most typical hyperbenthic taxon, occur abundantly in estuaries where they are an important component in the diet of several fish species (Mauchline, 1980). The size of estuarine mysids (mm) is intermediate between that of mesozooplanktonic ( $\mu\text{m}$ ) and endo- or epibenthic (cm) prey items, and often they replace copepods progressively in the diet of post-larval and juvenile fish (Sorbe, 1981). The presence of an estuarine mysid-feeding guild of demersal fishes in the Westerschelde was investigated by means of stomach analyses of representative length classes of all fish species that utilise both intertidal and subtidal habitats in different seasons. Correlations between the stomach content data and the availability of different mysid species in different seasons and habitats are discussed.

## MATERIALS AND METHODS

The Westerschelde estuary is the lower part of the river Schelde and is located in the so-called Delta area in the south of the Netherlands (Fig. 1). It is characterized by a marked salinity gradient and a virtually completely mixed water column. The residence time of the water is about 60 days or 120 tidal cycles in the mesohaline zone (Soetaert &

Herman, 1995). Salinity zones in the estuary remain relatively stable and are maintained in more or less the same position throughout a tidal cycle (Heip, 1989). The major part of the estuary is characterized by two parallel subtidal channels separated by large sandflats and bordered by tidal mudflats and marshes (Van Maldegem *et al.*, 1993). The abiotic environment is discussed in Heip (1989) and Van Eck *et al.* (1991).

Demersal fishes were sampled with 3 and 2-m beam trawls equipped with fine-meshed nets (5 × 5 mm) and a tickler chain. From January 1990 to December 1991, monthly samples were taken subtidally (–10 m depth) in 14 stations between Vlissingen and Bath. Concurrently, the hyperbenthos was sampled with a sledge equipped with nets with a 1-mm mesh size. Details of the sampling methodology and results for the hyperbenthic compartment are given in Mees *et al.* (1993a, b; 1994). From March to October 1992, the intertidal sandflat of Valkenisse was sampled monthly at depths of –1 and –3 m. Trawling was always carried out with the tide at an average speed of 4.5 knots relative to the bottom and over a distance of 1000 m. All fish and mysids were identified to species level, measured and counted. Fish were anaesthetised with benzocaine to prevent regurgitation of the stomach contents and preserved in a 7% formaldehyde-sea water solution. Densities were standardized as numbers of individuals per 1000 m<sup>2</sup>. More details on the spatial and temporal community structure of the epibenthos are given in Hostens (1996, 1999); data on the fauna of the intertidal sandflat are presented in Hostens *et al.* (1996).

Based on the local and seasonal patterns in the species composition and on the length-frequency distributions of the dominant species, 1486 individuals belonging to 25 fish species (mostly 0- or 1-group individuals) were selected for stomach content analysis. All prey items were identified to the highest taxonomic separation possible. The diet composition is summarised as the numerical percentage of the main prey taxa per fish species and as frequency of occurrence for the mysid species. A more detailed description of the diet composition per size class is given for those fish species where mysids were found to be a major component in the diet. The number of mysids consumed, was estimated by multiplying the average number of mysids per stomach by the number of fish present per unit area. This was done for each fish species and for each month separately. The consumption of mysids by the entire demersal fish community of the brackish zone of the Westerschelde estuary was then estimated as the sum of the consumption estimates for all fish species (expressed as number removed per 1000 m<sup>2</sup>).

## RESULTS

### DEMERSAL FISH COMMUNITY

From the 45 epibenthic species caught, only a few fish and crustacean species were abundant or common in the Westerschelde. For several species, the mesohaline zone (stations 9–14) was characterised by higher densities than the polyhaline zone (stations 1–8) (Fig. 2). This was especially the case for the one shrimp species: brown shrimp *Crangon crangon* (L.); for three goby species: sand goby *Pomatoschistus minutus* (L.), Lozano's goby *P. lozanoi* (de Buen) and common goby *P. microps* (Krøyer); and for the flatfish species plaice *Pleuronectes platessa* (L.), flounder *P. flesus* (L.), sole *Solea solea* (L.) and dab *Limanda limanda* (L.). Crabs, both shore crab *Carcinus maenas* (L.) and swimming crab *Liocarcinus holsatus* (Fabricius) were more important in the polyhaline zone (stations 1–8). Other important fish groups in the mesohaline zone were gadoids, mainly bib *Trisopterus luscus* (L.) and whiting *Merlangius merlangus* (L.), and clupeoids, mainly sprat *Sprattus sprattus* (L.) and herring *Clupea harengus* (L.).

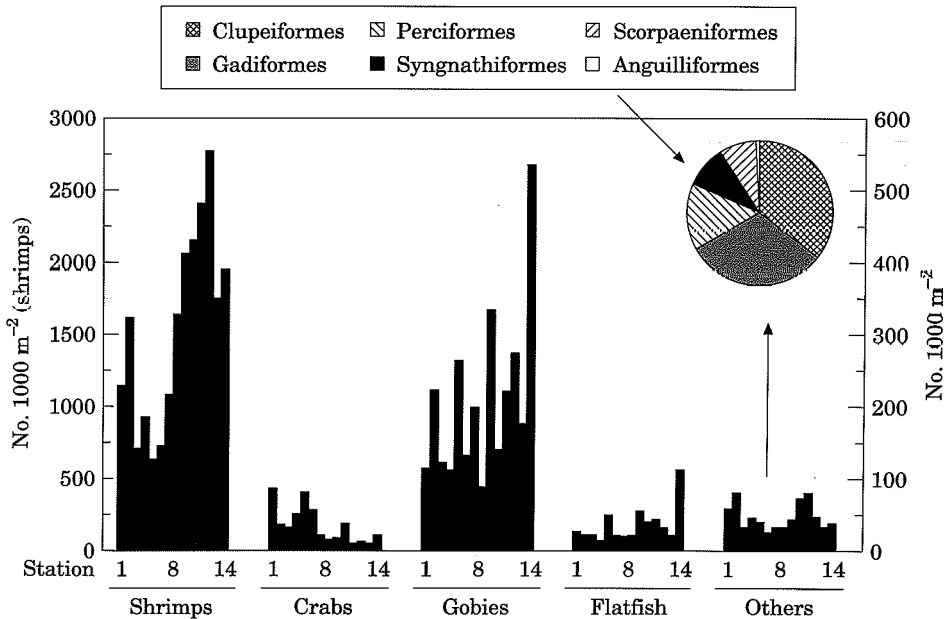


FIG. 2. Average density along the salinity gradient per taxonomic group (period 1990–91, for station numbers see Fig. 1, left axis only for shrimp), and the relative numerical composition of the group of other fishes (pie chart).

### STOMACH ANALYSES

Of the 1486 stomachs analysed, 491 stomachs were empty, mainly from plaice, dab, flounder, sprat and sandeel *Ammodytes tobianus* (L.) (all sampled subtidally) and from intertidally sampled sole (Table I). An average of two prey species were found per stomach, though some individuals had a more diverse diet (>5 prey species consumed). An average of 14 prey items per stomach was recorded but, if calanoids were excluded, this value was reduced to six. Some fish species had very high numbers of prey items per stomach (for example up to 200 in some individuals of sprat).

Besides some unidentifiable material and faecal pellets, 44 different prey species were recorded (Table II). Only 13 species were very abundant: palps of polychaetes [probably from the capitellid *Heteromastus filiformis* (Claparède)], siphons of bivalves [probably exclusively from *Macoma baltica* (L.)], the calanoid copepods *Eurytemora affinis* (Poppe) and *Temora longicornis* (Müller), the gammaridean amphipods *Corophium volutator* (Pallas), *Gammarus salinus* (Spooner) and *Bathyporeia* species, the mysids *Neomysis integer* (Leach), *Gastrosaccus spinifer* (Goës) and *Mesopodopsis slabberi* (van Beneden), different developmental stages of *Crangon crangon*, postlarval gobies (different *Pomatoschistus* sp.) and postlarval clupeoids (probably a mixture of *Clupea harengus* and *Sprattus sprattus*).

Mysids were found in more than half of the stomachs and they were taken by 19 fish species (Table I). They dominated (>50%) the diet of subtidally sampled bib, Lozano's goby, plaice, tub gurnard *Trigla lucerna* (L.) and garfish *Belone belone* (L.). They were subdominant (between 10 and 50%) in the diets of herring, whiting, seabass *Dicentrarchus labrax* (L.), sea snail *Liparis liparis* (L.),

TABLE I. Numbers of stomachs analysed of the 25 fish species, with minimal and maximal  $L_S$ , average numbers of prey species and prey items per stomach, relative numerical diet composition for the important prey groups, and frequency of occurrence of the five mysid species; all individuals caught subtidally, unless indicated otherwise

Fish Species	$L_S$ (mm)		Stomachs		Average prey per stomach			Relative numerical diet composition†										Frequency of occurrence‡				
	Min	Max	Total	Empty	No. spp.	No. items	No. items*	N. Mala.	Mysid.	Amphi.	Carid.	O. Crus.	Teleo.	Mollu.	Polyc.	Others	Neo intr	Mes sar	Ges spi	Sch spi	Sch ter	
<i>Clupea harengus</i>	58	109	30	9	2	45	7	84	14	0.3	0.3	—	0.1	—	1	—	62	—	—	—	—	
<i>Sprattus sprattus</i>	58	133	68	48	2	201	1	100	0.1	—	—	0.1	—	—	—	—	10	—	5	—	—	
<i>Gadus morhua</i>	48	483	4	—	2	5	5	—	10	—	38	29	14	5	—	—	—	—	25	—	—	
<i>Merlangius merlangus</i>	45	237	38	1	2	21	11	47	41	1	7	0.3	3	—	0.1	0.1	19	3	41	8	3	
<i>Trisopterus luscus</i>	30	225	132	6	3	17	17	2	78	4	11	1	1	—	0.4	—	57	1	24	1	1	
<i>Ciliata mustela</i>	63	203	31	2	2	8	8	—	8	24	51	3	5	2	—	—	14	—	3	—	3	
<i>Dicentrarchus labrax</i>	38	193	9	—	3	21	11	49	21	11	8	—	—	—	7	—	22	—	11	—	11	
<i>Liparis liparis</i>	26	71	30	1	2	9	7	17	14	49	19	—	0.4	—	0.4	0.4	31	—	3	3	—	
<i>Annodytes tobianus</i>	64	176	51	44	3	29	3	91	—	—	—	1	—	—	3	2	—	—	—	—	—	
<i>Hyperoplus lanceolatus</i>	181	186	2	2	—	—	—	—	—	—	—	—	—	—	—	—	—	—	—	—	—	
<i>Callionymus lyra</i>	94	103	3	1	2	2	2	—	—	25	50	25	—	—	—	—	—	—	—	—	—	
<i>Pomatoschistus microps</i>	23	54	52	3	2	11	3	75	3	4	0.2	0.2	—	—	1	17	16	2	—	—	—	
<i>Pomatoschistus minutus</i>	19	67	284	25	2	5	3	43	34	14	1	1	0.1	—	1	6	59	34	2	—	0.4	
<i>Pomatoschistus lozani</i>	23	54	236	21	2	3	2	28	55	15	1	0.4	0.1	—	0.3	—	57	43	3	0.5	0.5	
<i>Pleuronectes platessa</i> (intertidal)	13	119	34	1	3	47	26	45	2	9	2	0.1	—	7	20	15	21	—	—	—	3	
<i>Pleuronectes platessa</i>	49	248	134	106	1	1	1	—	70	—	—	—	—	18	9	—	4	—	7	—	—	
<i>Limanda limanda</i>	53	273	123	102	1	2	2	—	—	6	3	—	—	86	—	—	—	—	—	—	—	
<i>Pleuronectes flesus</i> (intertidal)	170	360	30	4	1	12	12	—	32	58	6	0.3	2	1	—	—	35	—	—	—	—	
<i>Pleuronectes flesus</i>	79	362	102	86	1	6	6	—	1	7	12	—	3	73	2	—	—	—	6	—	—	
<i>Solea solea</i> (intertidal)	64	286	49	18	2	8	7	3	1	68	18	2	—	—	7	—	3	—	3	—	—	
<i>Anguilla anguilla</i>	235	650	21	4	1	5	5	—	—	31	14	11	43	1	—	—	—	—	—	—	—	
<i>Belone belone</i>	129	129	1	—	2	9	8	11	89	—	—	—	—	—	—	—	—	100	—	—	—	
<i>Gasterosteus aculeatus</i>	50	67	3	3	—	—	—	—	—	—	—	—	—	—	—	—	—	—	—	—	—	
<i>Trigla lucerna</i>	126	249	8	2	2	14	14	—	54	—	45	1	—	—	—	—	33	—	—	—	—	
<i>Myoxocephalus scorpius</i>	114	214	3	—	2	2	2	—	—	57	14	29	—	—	—	—	—	—	—	—	—	
<i>Enophrys bubiels</i>	81	153	2	—	2	2	2	—	—	33	—	33	—	—	—	—	—	—	—	—	—	
<i>Agonus cataphractus</i>	66	138	6	2	2	4	4	13	13	50	19	—	—	—	—	—	25	—	—	—	—	
			1486	491	2	14	6	54	24	8	5	1	1	2	3	3	42	18	7	1	1	

\*Average number of items without Non-Malacostraca.

†Non-Malacostraca, Mysidacea, Amphipoda, Caridea, Other Crustacea (Brachyura, Isopoda), Teleostei, Mollusca, Polychaeta, Others (Detritus, Ctenophora).

‡*Neomysis integer*, *Mesopodopsis slabberti*, *Gastrosaccus spinifer*, *Schistomysopsis spiritus*, *Schistomysopsis kervillei*.

sand goby, flounder (intertidally caught), and hook-nose *Agonus cataphractus* (L.). No mysids were recorded from the stomachs of sandeel, dragonet *Callionymus lyra* (L.), dab, eel *Anguilla anguilla* (L.), bull rout *Myoxocephalus scorpius* (L.) and sea scorpion *Enophrys bubalis* (Euphrasen). The calanoids *E. affinis* and *T. longicornis* were numerically important prey for several species, especially for the two clupeoids herring and sprat, for whiting and for most perciforms. The amphipod *C. volutator* was important in sole and in intertidally caught flounder, while *G. salinus* and *Bathyporeia* species were important in the diets of sea-snail and gobies, respectively. The shrimp *C. crangon* was most important in the diets of the gadoids, especially five-bearded rockling *Ciliata mustela* (L.) and cod *Gadus morhua* (L.), in dragonet and in the scorpaeniform fish species, for example tub gurnard and hooknose. Bivalve siphons were mainly taken by older flatfishes from the subtidal area and by juvenile plaice intertidally, while fragments of teleost fish were found mainly in the stomachs of older eel, bull rout, cod, rockling and whiting. Palps of capitellid polychaetes were recorded from intertidal plaice, and segmented fragments of several polychaete species were taken by sole, plaice, sea bass and sand eel. Unidentifiable prey fragments and faecal pellets were most abundant in common goby and intertidal plaice.

#### NICHE SHIFT

The stomach contents of 284 *Pomatoschistus minutus* between 19 and 67 mm, 236 *P. lozanoi* between 23 and 54 mm, and 126 *Trisopterus luscus* between 30 and 210 mm  $L_S$  were analysed. For both gobies, calanoids were numerically important prey items (Table III). They were the dominant prey item for several length classes of sand goby (<30 and >50 mm). Between 30 and 50 mm the species preyed mainly upon mysids, while they supplemented their diet with amphipods. Lozano's goby seems to be a mysid feeder throughout its life, though amphipods and calanoids became more important in the diet of medium-sized and larger individuals, respectively (Table III). Bib showed a clear diet shift from calanoids to mysids at a length of 50 mm (Fig. 3). A second shift from mysids to shrimp was observed at a length of 130 mm. These larger size classes also fed to a large extent on mysids, but the strictly hyperbenthic *Neomysis integer* has more or less been replaced by the larger, epibenthic *Gastrosaccus spinifer*.

#### CONSUMPTION OF MYSIDS

*Neomysis integer* was preyed upon by 15 fish species. It occurred in >50% of the stomachs of bib, sandgoby, Lozano's goby and herring (Table I). *Mesopodopsis slabberi* occurred in 30 and 40% of the stomachs of sandgoby and Lozano's goby, respectively. *Gastrosaccus spinifer* was mainly taken by bib, whiting and cod. *Schistomysis spiritus* and *S. kervillei* were less important, although they were recorded from stomachs of seabass and whiting, for example.

Only small fractions of the standing stock of the *N. integer* and *M. slabberi* populations were consumed by all demersal fish species together. For example, maximally 800 out of 80 000 *N. integer* and 400 out of 50 000 *M. slabberi* per 1000 m<sup>2</sup> were taken by fish in July and September, respectively (Fig. 4). The seasonal consumption pattern followed the density pattern of the prey population for both *N. integer* and *M. slabberi*. A single peak of 400 individuals per

TABLE II. Overview of all 44 prey species identified in the stomach content analyses of the 25 fish species, with the total number of prey items found in all stomachs per prey group and per prey species

Prey Group	Total	Prey species	No.	Remarks
Polychaeta	387	<i>Polychaeta</i> spp.	12	
		<i>Heteromastus filiformes</i>	268	Mostly palps, probably exclusively from this species
		<i>Nereis virens</i>	41	Often recorded as Nereidac spp.
		<i>Eteone longa</i>	31	
		<i>Lanice conchilega</i>	5	Also Aulophora larvae
		<i>Pygospio elegans</i>	4	
		<i>Spiophanes</i> spp.	4	
		<i>Anaitides</i> spp.	2	
Mollusca	211	<i>Macoma baltica</i>	119	Mostly siphons, probably this species
		<i>Ensis</i> spp.	88	
		<i>Spisula</i> spp.	3	Spat
		<i>Littorina</i> spp.	1	Single record
Non-Malacostraca	7481	<i>Daphnia magna</i>	556	Recorded in only 1 stomach
		<i>Daphnia pulex</i>	12	Recorded in only 1 stomach
		Copepoda spp.	1625	
		<i>Eurytemora affinis</i>	3866	
		<i>Temora longicornis</i>	1102	
		<i>Acartia</i> spp.	154	
		<i>Centropagus hamatus</i>	4	
		<i>Paracalanus parvus</i>	1	Single record
		<i>Euterpina acutifrons</i>	140	
		Cirripedia spp.	20	Only cypris Larvae
		Amphipoda	1145	<i>Corophium volutator</i>
<i>Gammarus salinus</i>	321			
<i>Bathyporeia</i> spp.	330			
<i>Corophium arenarium</i>	34			
<i>Pontocrates altamarinus</i>	3			
<i>Jassa falcata</i>	2			
<i>Pleusymtes glaber</i>	2			
<i>Parajassa pelagica</i>	1			Single record
Isopoda	14	<i>Lekanosphaera rugicauda</i>	11	
		<i>Idotea linearis</i>	3	
Mysidacea	3350	<i>Neomysis integer</i>	1875	Marsupial larvae separated
		<i>Gastrosaccus spinifer</i>	1115	Idem
		<i>Mesopodopsis slabberi</i>	324	
		<i>Schistomysis kervillei</i>	27	Idem
		<i>Schistomysis spiritus</i>	9	
Caridea	659	<i>Crangon crangon</i>	659	Zoeae, postlarvae and juveniles
Brachyura	42	<i>Carcinus maenas</i>	24	
		<i>Liocarcinus holsatus</i>	11	
		<i>Portunus latipes</i>	5	
		<i>Liocarcinus arcuatus</i>	2	

TABLE II. *Continued.*

Prey Group	Total	Prey species	No.	Remarks
Teleostei	111	Pisces species	7	
		<i>Pomatoschistus</i> spp.	72	
		<i>Clupeidae</i> spp.	31	
		<i>Ammodytes tobianus</i>	1	Single record
Others		Ctenophora spp.	1	Single record
		Faecal pellets		
		Unidentifiable material		
		13 400	44	

1000 m<sup>2</sup> was observed for *Gastrosaccus spinifer* in summer, while about the same number of individuals was consumed by the fish community.

## DISCUSSION

### GENERAL

The structural pattern found in the mobile epibenthic fauna of the Westerschelde estuary in the period 1990–1991 is comparable with the results for 1988 and 1989 (Hamerlynck *et al.*, 1993a; Hostens, 1999). These studies described a clear separation between a polyhaline (stations 1 to 8) and a mesohaline (stations 9 to 14) zone, the latter being characterized by higher densities of both invertebrates and fishes. The mobile epibenthic fauna is dominated by invertebrate species in both zones: the shrimp *Crangon crangon* occurred in much higher densities than all fish species together. Also for other compartments like the hyperbenthos and the zooplankton, the mesohaline zone was characterised by much higher densities and biomasses (for example Hamerlynck *et al.*, 1993b, Mees *et al.*, 1993b; Soetaert & van Rijswijk, 1993).

Most of the 44 fish species were recorded in low average densities (34 species with <1 individual per 1000 m<sup>2</sup>). The few abundant species were caught mainly as juveniles, especially in the mesohaline zone. The Westerschelde is, therefore, considered to be a nursery area for eight fish species: *Pomatoschistus minutus*, *P. lozanoi*, *P. microps*, *Limanda limanda*, *Pleuronectes platessa*, *Trisopterus luscus*, *Sprattus sprattus* and *Solea solea*. For this study, the diet of these species was investigated. Further, stomach contents were analysed for all other fish species that were locally and/or seasonally abundant, i.e. *Chupea harengus*, *Liparis liparis*, *Pleuronectes flesus*, *Ammodytes tobianus*, *Ciliata mustela*, *Merlangius merlangus*, *Anguilla anguilla*, *Dicentrarchus labrax*, and for some rarer species (*Trigla lucerna*, *Agonus cataphractus*, *Gadus morhua*, *Callionymus lyra*, *Myoxocephalus scorpius*, *Enophrys bubalis*, *Hyperoplus lanceolatus* and *Belone belone*).

### HABITAT USE

Stomach contents were analysed from fishes taken from both subtidal and intertidal areas. Although this is not presented in the results section, the species

TABLE III. Number of stomachs analysed and relative numerical diet composition per length class for two goby species

Fish $L_S$ (mm)	19-21	22-24	25-27	28-30	31-33	34-36	37-39	40-42	43-45	46-48	49-51	52-54	55-57	58-60	61-63	67-69
<i>Pomatoschistus minutus</i>																
No. stomachs	2	2	4	7	7	17	45	37	58	60	23	8	3	7	2	1
Calanoidea	100	82	97	50	35	17	4	22	28	21	71	58	37	59	0	100
Mysidacea	0	18	1	27	6	46	68	50	46	44	22	22	0	21	60	0
Amphipoda	0	0	1	0	9	32	25	25	14	24	7	5	11	15	20	0
Others	0	0	1	23	49	5	3	3	12	11	0	15	53	5	20	0
<i>Pomatoschistus lozanoi</i>																
No. stomachs	1	1	1	15	29	43	53	47	31	9	4	3				
Calanoidea	0	50	13	10	27	21	3	51	41	29	67					
Mysidacea	100	50	76	71	61	56	70	36	46	57	33					
Amphipoda	0	0	8	17	12	22	24	11	14	7	0					
Others	0	0	0	3	2	0	1	2	0	0	7					

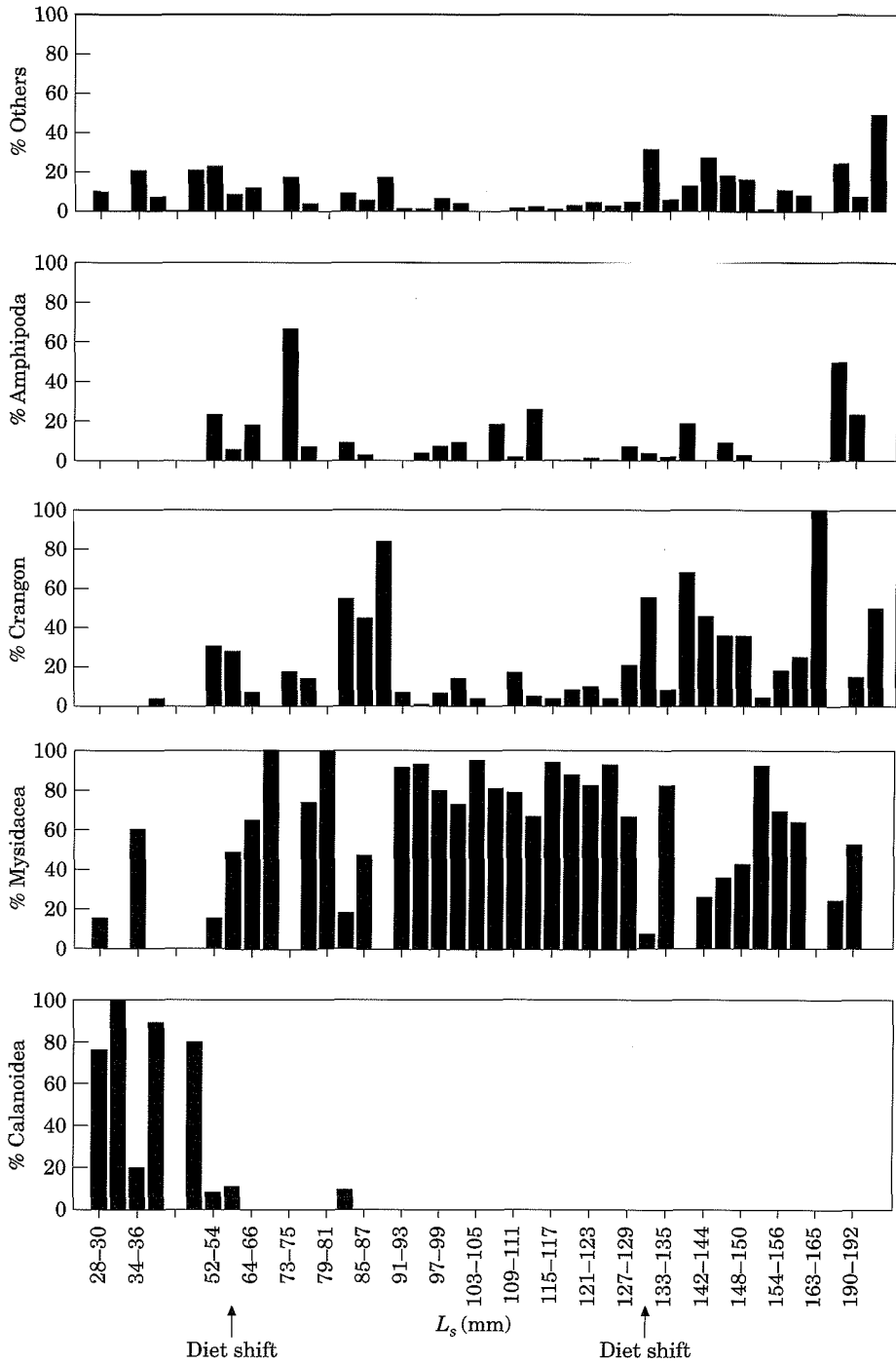


FIG. 3. Relative numerical diet composition for *Trisopterus luscus* per length class.

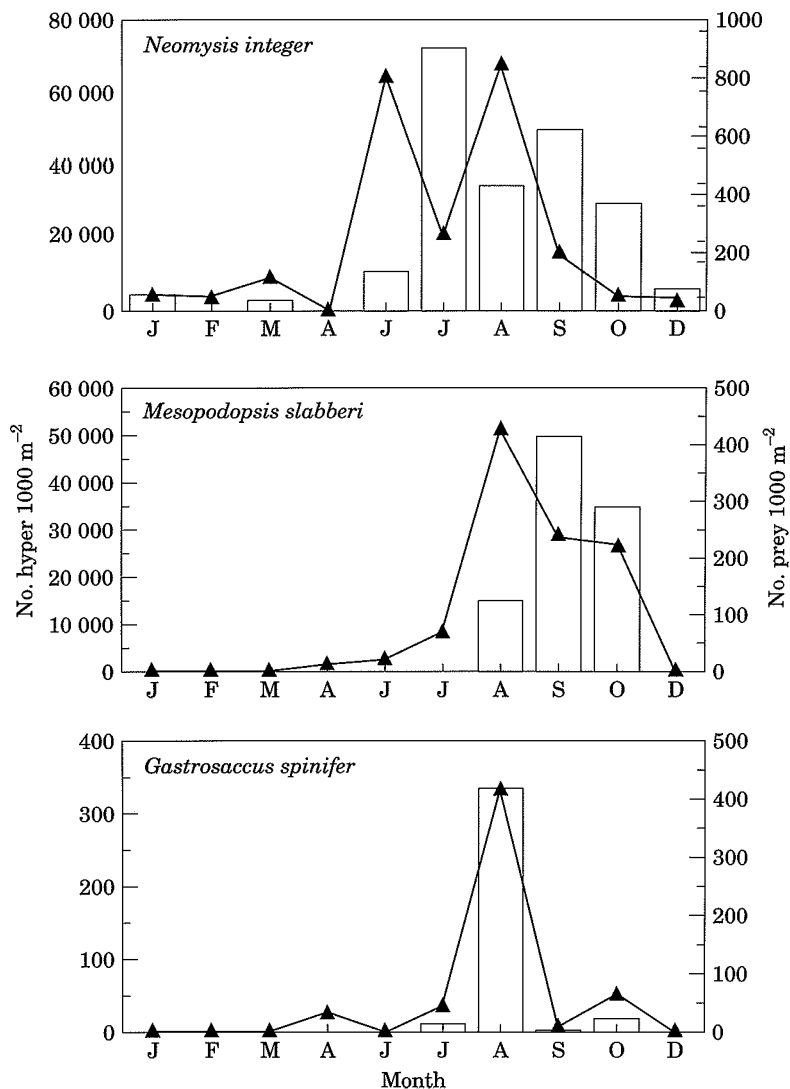


FIG. 4. Monthly density pattern of three mysid species as caught with a hyperbenthic sledge (left axis, line) (Mees *et al.* 1993a, 1994), in comparison with the recalculated number of consumed mysids by all 25 fish species caught with a 3-m beam trawl (right axis, bars), in the mesohaline part of the Westerschelde.

may be divided clearly into three groups according to their foraging strategy. A first group utilizes only the subtidal reaches (for example gadoids and clupeoids) where they prey mainly upon mobile hyper- and epibenthic species. A second group (for example flatfishes) forages mainly intertidally, taking sessile or buried endobenthic prey. A third group of species (for example gobies) did not show a clear preference, feeding in both subtidal and intertidal areas.

Similar feeding patterns have been observed in other areas. In the lower Medway estuary (U.K.), for example, the gadoids *Trisopterus luscus* and *Merlangius merlangus* fed predominantly on fast-moving brown shrimp, mysids

and small fish, while pleuronectids preferred tubificid and polychaete worms (Van den Broek, 1978). In the western Irish Sea, 13 fish species were divided into a group that preyed predominantly on mobile prey organisms such as decapods, mysids, copepods and fish, and a second group that exploited mainly in/epifaunal organisms such as polychaetes, bivalves and echinoderms (McDermott & Fives, 1995). In the present study area, only 20% of 134 juvenile plaice sampled subtidally had full stomachs and had consumed mainly mysids (*Gastrosaccus spinifer* and *Neomysis integer*), bivalves (*Ensis* spp.) and polychaetes (*Nephtys* spp.). These were almost certainly taken in intertidal areas. Plaice that were sampled intertidally invariably had full stomachs. They had cropped mainly bivalve siphons, most probably from *Macoma baltica* which is the most abundant bivalve species on the sandflat of Valkenisse (Ysebaert *et al.*, 1993). Also, >80% of 102 flounder stomachs from the subtidal areas were empty. On the intertidal flat, most stomachs were full and their diet consisted mainly of *Corophium* species and, to a lesser extent, mysids. Sole has also been reported to perform tidal migrations. The high percentage of empty stomachs, even on the intertidal flat, probably reflects a nocturnal feeding behaviour (Boerema, 1964). The stomachs of juvenile dab in the subtidal areas were nearly always empty. This suggests that dab uses mainly the estuary as a wintering area where they survive on their fat reserves.

#### DIET COMPOSITION

As in most estuarine systems, the immigration or appearance of early life-history stages of most fish species in the mesohaline zone of the Westerschelde coincides with peak densities of the dominant copepod species *Eurytemora affinis* (Soetaert & van Rijswijk, 1993). Several fish species then show a diet shift: as the fish grow, mysids replace copepods progressively in the diet. This was clearly the case for 30-mm *Pomatoschistus minutus*, which can be related to a transition from a planktonic to a demersal life style (R. V. Arellano *et al.*, unpublished data). In the Po River Delta (Italy), sea bass also shifted preference from copepods towards mysids at a length of 30 mm (Ferrari & Chiericato, 1981). In the Westerschelde, mysids were an important prey item for both sandgoby and Lozano's goby. In Belgian coastal waters, *Pomatoschistus minutus* preyed mainly upon parts of sessile organisms, such as polychaete radioles, bivalve siphons and amphipods (Hamerlynck & Cattrijsse, 1994) while the sympatric *P. lozanoi* preyed mainly upon mysids, small shrimps, amphipods and early postlarval fish (Hamerlynck *et al.*, 1990). It can be argued that in coastal areas, where mysids are less abundant than in estuaries (Mees *et al.*, 1993a), feeding niches are spatially segregated through interspecific competition, with *P. minutus* feeding closer to the bottom than *P. lozanoi*. In the brackish water zone of estuaries, where food is unlikely to be a limiting factor since hyperbenthic densities are high throughout the year, both species prefer to feed on mysids. The diets of the gadoids *Trisopterus luscus* and *Merlangius merlangus* shifted from calanoids to mysids and amphipods, and then to shrimps and small fishes, as has also been observed in other studies (for example Hamerlynck & Hostens, 1993). Still, mysids are clearly more important in the diet of estuarine bib populations than for bib in coastal areas.

### THE MYSID-FEEDING GUILD

In Europe, the highest hyperbenthic densities have been reported from the brackish reaches of estuaries (Mees *et al.*, 1993b, 1995). Throughout the year, hyperbenthic densities in the polyhaline zone of the Westerschelde are on average 5–10 times lower than those reported from the mesohaline zone (Mees & Hamerlynck, 1992). In the maximum turbidity zone, the numbers of sessile macrobenthic organisms generally decrease due to burial and/or clogging of their feeding apparatus (Pearson & Rosenberg, 1987). Also, the mobility of hyperbenthic species can be an advantage, for example allowing an immediate response to adverse oxygen conditions in the unpredictable environment of an estuary (Mees *et al.*, 1993b).

Many demersal fish species feed to a considerable extent in the hyperbenthic part of the water column. From the 44 prey species recorded from the stomachs, 35 species were also recorded from hyperbenthos samples taken in the same area (Mees *et al.*, 1993b; 1995). Most of these are holohyperbenthic taxa (for example mysids and gammaridean amphipods), while others belong to the merohyperbenthos (for example larval shrimps, crabs and fish) or to the mesozooplankton that happens to be present in the water layers close to the substratum (for example the calanoid copepods). Also, taxa that are generally described as endobenthic are known to perform regular excursions into the water column [examples are macrobenthic Amphipoda and meiobenthic Harpacticoida: see Mees & Jones (1997) for a review]. These temporary hyperbenthic individuals, although they constitute a small fraction of the total endobenthic population, are obviously more vulnerable to fish predation.

Mysidacea are probably the most typical hyperbenthic taxon (Mauchline, 1980; Mees & Jones, 1997). In a review on the occurrence of mysids in the diet of fish, Mauchline (1980) reports 51 and 12 fish species that feed on mysids in the North-east Atlantic and the Mediterranean, respectively. Since that time, mysid-feeding guilds have been distinguished in several demersal fish assemblages (Mees & Jones, 1997). In the intertidal mudflats of the upper Tagus estuary (Portugal), for example, the group of mysid-eaters included *Dicentrarchus labrax*, two *Pomatoschistus* spp. and three *Syngnathus* spp. (Moreira *et al.*, 1992). Based on the diet of 17 fish species from the Cananeia estuary (Brazil), Ribeiro *et al.* (1997) distinguished four feeding groups, with one group that fed mainly on suprabenthic mysids and copepods. Burke (1995) suggested that the estuarine gradient in mysid densities might influence the movement of southern flounder *Paralichthys lethostigma* (Jordan & Gilbert) to their nursery grounds.

In the Westerschelde, the two most abundant mysid species are *Neomysis integer* and *Mesopodopsis slabberi*. Both species reached average densities of more than 10 individuals per m<sup>2</sup> in the mesohaline subtidal zone (Mees *et al.*, 1993a). It is obvious that mainly these two species were preyed upon by the different fish species. *N. integer* is a typical endemic of brackish waters and it is very abundant in both the subtidal channels and intertidal saltmarsh creeks (Mees *et al.*, 1993a). Peak densities of >100 individuals per m<sup>2</sup> in the subtidal were noted in summer (Mees *et al.*, 1994). *M. slabberi* is very abundant in fully marine and in brackish waters. In the Westerschelde, it enters the mesohaline

zone mainly in the summer period, where it occurs generally somewhat higher in the hyperbenthal layer, as compared to *N. integer*. The occurrence of *Gastrosaccus spinifer* is correlated with sediment characteristics and seems to be independent of salinity (Mees *et al.*, 1993a). The low densities of *G. spinifer* estimated from the subtidal sledge samples (Fig. 4) are probably severe underestimates as the species buries itself in the sand of shallow areas. The second peak of mysids in the diet of *Trisopterus luscus* (>140 mm  $L_S$ ) consisted mainly of *G. spinifer*. The three other mysid species of the Westerschelde were preyed upon only rarely in the Westerschelde. *Praunus flexuosus* (Müller) is essentially an intertidal species that is probably too large a prey item for juvenile fishes. Both *Schistomysis spiritus* (Norman) and *S. kervillei* (G. O. Sars) are more marine species that do not penetrate far into the estuary (Mees *et al.*, 1993a). While juvenile *T. luscus* fed mainly upon *N. integer* in the Westerschelde, *S. kervillei* was the most important mysid species in its diet in an adjacent coastal area (Hamerlynck & Hostens, 1993).

This study confirms that the hyperbenthos, and mysids in particular, are important in the diet of 0-group individuals of several fish species in the mesohaline zone of the Westerschelde estuary. Only a small fraction of the mysid populations, however, seems to be consumed by the demersal fish community. This observation provides an argument against top-down control mechanisms as major driving forces of invertebrate population structures in estuaries. Preliminary results indicate that the highly abundant shrimp *Crangon crangon* may be the most important predator on mysids (K. Hostens, unpublished data).

We thank W. Röber, P. de Koeyer, C. van Sprundel and H. Francke for their help during sampling. L. Puturuhu, C. Muhando, M. Verbeke and P. Sas did part of the stomach analyses. This study was financed by project no. BOF 98-03, 12.0503.98 of the University of Gent and by project no. G.0104.99 of the Flemish Science Foundation.

## References

- Boerema, L. K. (1964). Some effects of diurnal variation in the catches upon estimates of abundance of plaice and sole. *Rapports et Procès-verbaux Reunion conseil permanent internationale pour l'Exploration de la Mer* **155**, 52–57.
- Burke, J. S. (1995). Role of feeding and prey distribution of summer and southern flounder in selection of estuarine nursery habitats. *Journal of Fish Biology* **47**, 355–366.
- Costa, M. J. & Elliott, M. (1991). Fish usage and feeding in two industrialised estuaries—The Tagus, Portugal, and the Forth, Scotland. In *Estuaries and Coasts. Spatial and Temporal Intercomparisons* (Elliott, M. & Ducrotoy, J. P., eds), pp. 289–297. Fredensborg: Olsen & Olsen.
- Elliott, M. & Dewailly, F. (1995). The structure and components of European estuarine fish assemblages. *Netherlands Journal of Aquatic Ecology* **29**, 397–417.
- Ferrari, I. & Chierigato, A. R. (1981). Feeding habits of juvenile stages of *Sparus auratus* L., *Dicentrarchus labrax* L. and Mugilidae in a brackish embayment of the Po River Delta. *Aquaculture* **25**, 243–257.
- Gerking, S. D. (1994). *Feeding Ecology of Fish*. London: Academic Press.
- Hamerlynck, O. & Cattrijsse, A. (1994). The food of *Pomatoschistus minutus* (Pisces, Gobiidae) in Belgian coastal waters, and a comparison with the food of its potential competitor *P. lozanoi*. *Journal of Fish Biology* **44**, 753–771.

- Hamerlynck, O. & Hostens, K. (1993). Growth, feeding, production and consumption in O-group bib *Trisopterus luscus* L. and whiting *Merlangius merlangus* L. in a shallow coastal area of the SW Netherlands. *ICES Journal of Marine Sciences* **50**, 81–91.
- Hamerlynck, O., van de Vyver, P. & Janssen, C. R. (1990). The trophic position of *Pomatoschistus lozanoi* (Pisces; Gobiidae) in the Southern Bight. In *Trophic relationships in the marine environment. Proceedings of the 24th European Marine Biology Symposium* (Barnes, M. & Gibson, R. N., eds), pp. 183–190. Aberdeen: Aberdeen University Press.
- Hamerlynck, O., Hostens, K., Arellano, R. V., Mees, J. & Van Damme, P. A. (1993a). The mobile epibenthic fauna of soft bottoms in the Dutch delta (south west Netherlands): spatial structure. *Netherlands Journal of Aquatic Ecology* **27**, 343–358.
- Hamerlynck, O., Mees, J., Craeymeersch, J. A., Soetaert, K., Hostens, K., Cattrijsse, A. & Van Damme, P. A. (1993b). The Westerschelde estuary: two food webs and a nutrient rich desert. In *Progress in Belgian Oceanographic Research*, pp. 217–234. Brussels: Royal Academy of Belgium.
- Heip, C. (1989). The ecology of the estuaries Rhine, Meuse and Scheldt in the Netherlands. In *Topics in Marine Biology* (Ross, J. D., ed.), *Scientia Marina* **53**, 457–463.
- Hostens, K. (1996). Spatial and seasonal patterns in the epibenthos of the Westerschelde. In *Progress in Belgian Oceanographic Research*, pp. 107–110. Brussels: Royal Academy of Belgium.
- Hostens, K. (1999). Spatial patterns and seasonality in the epibenthic communities of the Westerschelde (Southern Bight of the North Sea). *Journal of the Marine Biological Association of the United Kingdom*, in press.
- Hostens, K., Mees, J., Beyst, B. & Cattrijsse, A. (1996). Het vis- en Garnaalbestand in de Westerschelde: Soortensamenstelling, Ruimtelijke Verspreiding en Seizoenaliteit (Periode 1988–1992). Gent: University of Gent (in Dutch).
- Mauchline, J. (1980). The biology of mysids and euphausiids. *Advances in Marine Biology* **18**, 1–680.
- McDermott, S. & Fives, J. M. (1995). The diet of an assemblage of small demersal fish in the western Irish Sea. *Biology & Environment* **95**, 195–201.
- Mees, J. & Hamerlynck, O. (1992). Spatial community structure of the winter hyperbenthos of the Schelde estuary, the Netherlands, and the adjacent coastal waters. *Netherlands Journal of Sea Research* **29**, 357–370.
- Mees, J. & Jones, M. B. (1997). The hyperbenthos. *Oceanography and Marine Biology: an Annual Review* **35**, 221–255.
- Mees, J., Cattrijsse, A. & Hamerlynck, O. (1993a). Distribution and abundance of shallow-water hyperbenthic mysids (Crustacea, Mysidacea) and euphausiids (Crustacea, Euphausiacea) in the Voordelta and the Westerschelde, southwest Netherlands. *Cahiers de Biologie Marine* **34**, 165–186.
- Mees, J., Dewicke, A. & Hamerlynck, O. (1993b). Seasonal composition and spatial distribution of hyperbenthic communities along estuarine gradients in the Westerschelde. *Netherlands Journal of Aquatic Ecology* **27**, 359–376.
- Mees, J., Abdulkarim, Z. & Hamerlynck, O. (1994). Life history, growth and production of *Neomysis integer* in the Westerschelde estuary (SW Netherlands). *Marine Ecology Progress Series* **109**, 43–57.
- Mees, J., Fockedeij, N. & Hamerlynck, O. (1995). Comparative study of the hyperbenthos of three European estuaries. *Hydrobiologia* **311**, 153–174.
- Moreira, F., Assis, C. A., Almeida, P. R., Costa, J. L. & Costa, M. J. (1992). Trophic relationships in the community of the Upper Tagus estuary (Portugal): a preliminary approach. *Estuarine, Coastal and Shelf Science* **34**, 617–623.
- Pearson, T. H. & Rosenberg, R. (1987). Feast and famine: structuring factors in marine benthic communities. In *Organization of Communities, Past and Present* (Gee, J. H. R. & Giller, P. S., eds), pp. 373–395. Oxford: Blackwell Scientific.

- Ribeiro, M. A. G., Wakabara, Y. & Flynn, M. N. (1997). Trophic relationships of small-sized estuarine fishes of Cananea (southeastern Brazil). *Oceanides* **12**, 29–40.
- Soetaert, K. & Herman, P. M. J. (1995). Estimating estuarine residence times in the Westerschelde (The Netherlands) using a box model with fixed dispersion coefficients. *Hydrobiologia* **311**, 215–224.
- Soetaert, K. & van Rijswijk, P. (1993). Spatial and temporal patterns of the zooplankton in the Westerschelde estuary. *Marine Ecology Progress Series* **97**, 47–59.
- Sorbe, J.-C. (1981). Rôle du benthos dans la régime alimentaire des poisson démersaux du secteur Sud Gascogne. *Kieler Meeresforschungen sonderheft* **5**, 479–489.
- Van den Broek, W. L. F. (1978). Dietary habits of fish populations in the lower Medway Estuary. *Journal of Fish Biology* **13**, 645–654.
- Van Eck, G. T. M., De Pauw, N., Van den Langenbergh, M. & Verreert, G. (1991). Emissies, gehalten, gedrag en effecten van (micro)verontreinigingen in het stroomgebied van de Schelde en Schelde-estuarium. *Water* **60**, 164–181 (in Dutch).
- Van Maldegem, D. C., Mulder, H. P. J. & Langerak, A. (1993). A cohesive sediment balance for the Scheldt estuary. *Netherlands Journal of Aquatic Ecology* **27**, 247–256.
- Ysebaert, T., Meire, P., Maes, D. & Buijs, J. (1993). The benthic macrofauna along the estuarine gradient of the Schelde estuary. *Netherlands Journal of Aquatic Ecology* **27**, 327–341.