

FICHES D'IDENTIFICATION DU ZOOPLANCTON

Editées par
J. H. FRASER

Marine Laboratory, P.O. Box 101, Victoria Road,
Aberdeen AB9 8DB, Scotland

FICHE NO. 154

(Replacing sheet No. 31)

HYDROMEDUSAE: FAMILIES CLAVIDAE AND HYDRACTINIIDAE

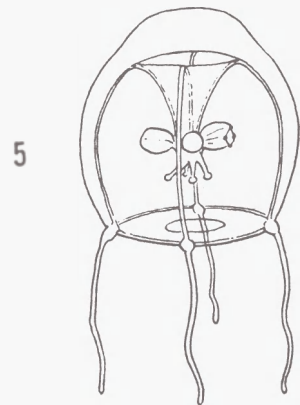
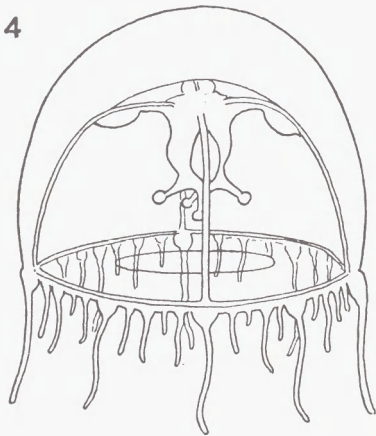
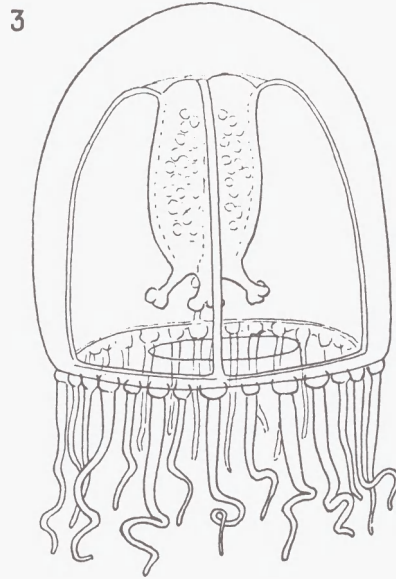
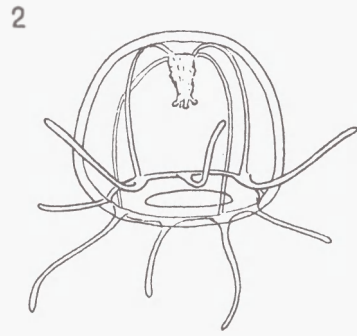
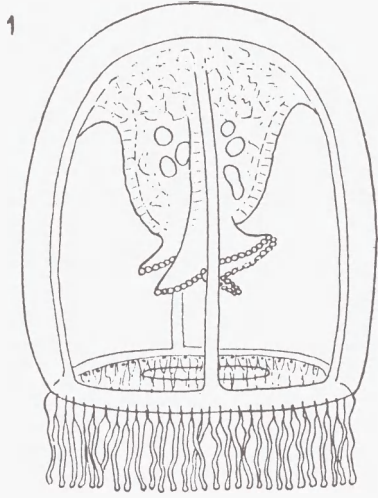
by

F. S. Russell

Marine Biological Laboratory, Citadel Hill
Plymouth, Devon PL1 2PB, England

(This sheet may be referred to in the following form:
Russell, F. S. 1977. Hydromedusae: Families Clavidae and Hydractiniidae,
Fich. Ident. Zooplancton 154: 4 pp.)

Conseil International pour l'Exploration de la Mer
Charlottenlund Slot, DK-2920 Charlottenlund
Danemark



1. *Turritopsis nutricula*. 2. *Podocoryne carnea*. 3. *Podocoryne borealis*. 4. *Podocoryne areolata*. 5. *Podocoryne minima*.

Family Clavidae

Mouth with four simple lips with numerous sessile clusters of nematocysts along whole margin. Many solid marginal tentacles.

Genus *Turritopsis* McCrady

Stomach with apical mass of vacuolated endoderm cells and without peduncle.

1. *Turritopsis nutricula* McCrady. Eggs developing to planulae on stomach and in subumbrellar cavity. Stomach bright red. Eighty to ninety marginal tentacles in single row, with adaxial ocelli on their bases. Umbrella 4–5 mm high.

Family Hydractiniidae

Mouth with four simple or branching lips armed with terminal clusters of nematocysts. Gonads surrounding stomach or on interradial walls of stomach, or, in addition, on proximal portions of radial canals. With four, eight or more marginal tentacles.

Genus *Podocoryne* M. Sars

No ocelli on marginal tentacles.

Species	Mouth lips	Gonads	Marginal tentacles	Umbrella height	Remarks
2. <i>P. carnea</i> M. Sars	Simple	Interradial on stomach	Never more than 8	1 mm	May mature with only 4 marginal tentacles
3. <i>P. borealis</i> (Mayer)	Branching dichotomously once or twice	Interradial on stomach	Usually 16–32	4–5 mm	—
4. <i>P. areolata</i> (Alder)	Simple	Interradial on stomach and on proximal portions of radial canals	Up to 44; 4 perradial and 4 interradial large	2–3 mm	—
5. <i>P. minima</i> (Trinci)	Simple	Surrounding stomach	Only 4	1 mm	Asexual budding from stomach

FURTHER INFORMATION ON IDENTIFICATION

1. *Turritopsis nutricula*: Mayer, 1910, p. 143; Hartlaub, 1911, p. 202 (as *T. polycirra*); Russell, 1953, p. 115.
2. *Podocoryne carnea*: Hincks, 1868, p. 29; Allman, 1871–72, p. 349; Mayer, 1910, p. 136; Hartlaub, 1911, pp. 213 and 235; Kramp, 1927, p. 72; Rees, 1941, Fig. 1b; Russell, 1953, p. 121; Edwards, 1972, p. 122.
3. *P. borealis*: Mayer, 1910, p. 154 (as *Lymnorea borealis*); Hartlaub, 1911, p. 219 (as *P. areolata*) and p. 227 (as *Lymnorea norvegica*); Kramp & Damas, 1925, p. 268; Rees, 1941, p. 307; Russell, 1953, p. 125; Edwards, 1972, p. 111.
4. *P. areolata*: Neppi & Stiasny, 1913, p. 25 (as *P. hartlaubi*); Russell, 1953, p. 130 (as *P. hartlaubi*); Edwards, 1972, p. 98.
5. *P. minima*: Browne, 1898, p. 189 (as *Cytais* sp.); Trinci, 1903, p. 1 (as *Cytaeis minima*); Russell, 1953, p. 134.

DISTRIBUTION

Species	Species
Gulf of Bothnia	English Channel (eastern)
Gulf of Finland	English Channel (western)
Baltic proper	Bristol Channel and Irish Sea
Belt Sea	South and west Ireland and Atlantic
Kattegat	Faroe-Shetland Area
Skagerrak	Faroe-Iceland Area
Northern North Sea	Norwegian Sea
Southern North Sea	Barents Sea

REFERENCES TO WORK ON BIOLOGY

(Numbers after references give species referred to)

Kramp (1927) 2; Kramp (1930) 1; Wulff, Bückmann & Künne (1934) 1; Russell (1953) 1; Edwards (1972).

REFERENCES

- ALLMAN, GEORGE JAMES, 1871-72. Monogr. Gymnoblasic or Tubularian Hydroids. (Ray Society).
- BROWNE, EDWARD T., 1898. J. mar. biol. Ass. U.K., Vol. V, p. 186.
- EDWARDS, C., 1972. J. mar. biol. Ass. U.K., Vol. 52, p. 91.
- HARTLAUB, CL., 1911. Nord. Plankt. Lief. 15, XII, Craspedote Medusen. Teil I, Lief. 3, p. 237.
- HINCKS, THOMAS, 1868. A History of British Hydroid Zoophytes.
- KRAMP, P. L., 1927. K. danske Vidensk. Selsk. Skr., Nat. Mat. afd., 8. Række, XII, 1.
- 1930. Mém. Mus. r. Hist. nat. Belg., Mém. No. 45, p. 1.
- KRAMP, P. L. & DAMAS, D., 1925. Vidensk. Meddr dansk naturh. Foren., Bd. 80, p. 217.
- MAYER, ALFRED GOLDSBOROUGH, 1910. Medusae of the World, Vol. I.
- NEPPI, VALERIA & STIASNY, GUSTAV, 1913. Arb. zool. Inst. Univ. Wien, Bd. XX, p. 23.
- REES, W. J., 1941. J. mar. biol. Ass. U.K., Vol. XXV, p. 307.
- RUSSELL, F. S., 1953. The Medusae of the British Isles.
- TRINCI, GIULIO, 1903. Mitt. zool. Stn., Neapel, Bd. 16, Heft 1, p. 1.
- WULFF, A., BÜCKMANN, A., & KÜNNE, CL., 1934. Ber. dt. wiss. Kommn Meeresforsch., N.F., Bd. VII, Heft 3, p. 328.