

Zooplankton

Sheet 125

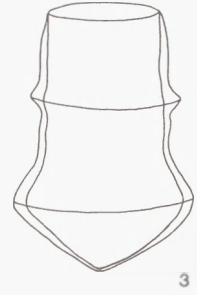
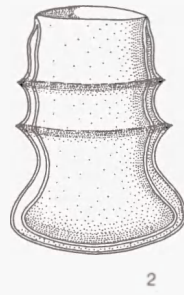
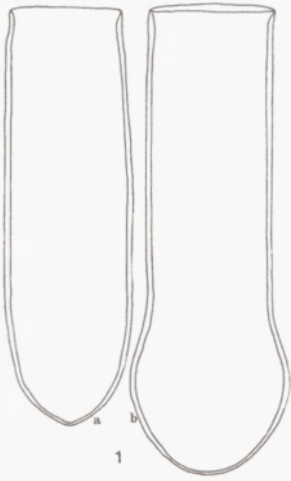
ORDER: TINTINNIDA

Family: Undellidae

**Genera: Undella, Amplectella,
Undellopsis, Proplectella**

(By S. M. MARSHALL)

1969



100 μ

Plate X.

| | Fig. | Length in μ | Oral diam. in μ (Max. width in brackets) | Approx. ratio L/oral diam. | Distribution | Notes on lorica |
|--|------------|-----------------|---|----------------------------------|---------------|---|
| Family UNDELLIDAE KOFOID & CAMPBELL, 1929 | | | | | | Cylindrical, conical, bowl-or flask-shaped with aboral end pointed, flattened, or hemispherical. Mouth simple, sometimes with suboral thickening. Bowl often with rings, never with spiral structure. Wall trilaminar with thick lamellae and only primary structure in intermediate layer. Tropical and warm-temperate family. |
| Sub-family Undellinae CAMPBELL, 1942 | | | | | | No sub-oral ledge or inner collar. |
| Genus <i>Undella</i> DADAY, 1887 | Plate X | | | | | Usually cylindrical, sometimes bowl-shaped. Oral rim thin, entire, with no marked suboral thickening of wall. Aboral end angular, pointed, rounded or flattened. No rings. |
| <i>U. hyalina</i> DADAY, 1887 | 1a, b | 170-280 | 53-63 | 3.2-4.1 | 7, 11, 13, 15 | Upper part cylindrical lower part sometimes cylindrical, rounded or slightly angled aborally (1 a), or expanded into bulbous aboral end (1 b). RINGDAL GAARDER (1946) includes in this sp. <i>U. attenuata</i> <i>U. dilata</i> and <i>U. parva</i> . |
| Genus <i>Amplectella</i> KOFOID & CAMPBELL, 1929 | | | | | | Anterior part cylindrical, with rings, and expanded aboral bowl. Oral rim thin, entire, 1-4 rings on cylinder sometimes one on bowl. Aboral end broad, rounded or faintly pointed. |
| <i>A. collaria</i> (BRANDT, 1906) | 2 | 107-129 | 49-57 (75-103) | 2.1-2.4 | 13 | Anterior cylinder about $\frac{3}{4}$ length with two rings. Bowl angled or rounded in middle, rather short, aboral end hemispherical or flattened. |
| <i>A. occidentalis</i> KOFOID & CAMPBELL, 1929 | 3 | 101-119 | 43-68 (55-78) | 2.2-2.5 | 13 | Anterior cylinder about $\frac{1}{2}$ - $\frac{2}{3}$ length with one ring. Bowl widest a little above middle, broadly pointed aborally. Wall thickest in ring, thinnest in aboral end. |
| Sub-family Undellopsinae CAMPBELL, 1942 | | | | | | |
| Genus <i>Undellopsis</i> KOFOID & CAMPBELL, 1929 | | | | | | Cylindrical, with suboral ledge and often a more or less distinct collar above it, with or without rings and with or without expansion into bowl. Aboral end rounded, flattened or bluntly pointed. |
| <i>U. marsupialis</i> (BRANDT, 1906) | 17 | 100-138 | 47-63 | 1.5-2.5 | 11, 13 | Cylindrical in general with slightly concave sides, and rounded or flattened aboral end, marked suboral ledge and upright collar. Wall thinner in aboral end. RINGDAL GAARDER includes in this sp. <i>U. lineata</i> and <i>U. pacifica</i> . |
| <i>U. tricollaria</i> (LAACKMANN, 1909) | 18 | 108-120 | 50-54 | 2.2-2.3 | 13 | Anterior cylinder about $\frac{2}{3}$ - $\frac{3}{4}$ length, expanded angular bowl, aboral end broadly rounded. 3 rings on cylinder and a fourth, rather variable, on bowl, uppermost being the suboral ledge. Wall thickest in rings, thinnest aborally in bowl. |

| | Fig. | Length in μ | Oral diam. in μ (Max. width in brackets) | Approx. ratio L./oral diam. | Distribution | Notes on lorica |
|---|------|-----------------|---|-----------------------------------|----------------------|---|
| Sub-family Proplectellinae CAMPBELL, 1942 | | | | | | Inner collar present. |
| Genus <i>Proplectella</i> KOFOID & CAMPBELL, 1929 | | | | | | Short, bowl-, flask-, or vase-shaped, with angular, pointed, or rounded aboral end. Distinguished by suboral thickening of wall internally but not externally so that cavity of lorica has nuchal constriction and flaring mouth. Oral rim thin, entire. No rings, no suboral ledge. Wall trilaminate with structureless intermediate layer. Genus of small forms in tropical and temperate seas. |
| <i>P. acuta</i> (JÖRGENSEN, 1924) | 4 | 56-63 | 27-29 (34) | 2.1 | 11, 12, 13 | Convex-conical externally with pointed aboral end. Mouth little contracted. Suboral thickening slight, narrowing gradually to thin aboral end. |
| <i>P. angustior</i> (JÖRGENSEN, 1924) | 5 | 50-64 | 30-40 (42-50) | 1.4-2.2 | 11 | Truncated ovoid contracting to mouth, with broadly pointed aboral end. Suboral thickening well marked. |
| <i>P. claparèdei</i> (ENTZ, 1885) | 6 | 57-85 | 33-43 (54-66) | 1.3-2.3 | 10, 11, 12, 13 14 | Truncated ovoid, sometimes scarcely contracting to mouth, rounded aboral end. Suboral thickening marked at neck gradually thinning to aboral end. |
| <i>P. ellipsoida</i> KOFOID & CAMPBELL, 1929 | 7 | 55-66 | 25-36 (36-53) | 1.8-2.2 | 11, 12, 13 | Much like <i>P. acuta</i> but slightly wider and less pointed aborally. |
| <i>P. fastigata</i> (JÖRGENSEN, 1924) | 8 | 64-82 | 39-44 (54-77) | 1.7-2.3 | 11, 12, 13, 14 | Truncated ovoid, mouth slightly contracted. Suboral thickening well marked. Wall thinning rapidly in rest of bowl. Shoulder sometimes angular. |
| <i>P. globosa</i> (BRANDT, 1906) | 9 | 58-70 | 33-43 (53-59) | 1.5-2.3 | 13, 15 | Like <i>P. fastigata</i> but more globose. Usually more rotund and less angular than <i>P. claparèdei</i> and <i>P. ovata</i> but form is variable. |
| <i>P. merriami</i> CAMPBELL, 1942 | 10 | 65 | 17 (23) | 3.8 | 13 | Narrow, convex-conical, widest at about $\frac{1}{3}$ length, contracting to pointed aboral end. Suboral thickening not well defined and gradually thins aborally. |
| <i>P. ovata</i> (JÖRGENSEN, 1924) | 11 | 61-86 | 35-45 (47-70) | 1.5-2.0 | 13 | Truncated ovoid, wide, baggy, sometimes with angular shoulder, widest below middle. Aboral end broadly rounded, or flattened, or sometimes with minute point. Suboral thickening well marked. |
| <i>P. parva</i> KOFOID & CAMPBELL, 1929 | 12 | 44-63 | 25-27 (28-33) | 1.6-2.5 | 13 | Convex-conical, contracting slightly towards mouth and to a point aborally. Widest a little below middle. Suboral thickening thins out gradually. |

| | Fig. | Length in μ | Oral diam. in μ (Max. width in brackets) | Approx. ratio L/oral diam. | Distribution | Notes on lorica |
|--|------|-----------------|---|----------------------------------|--------------|--|
| <i>P. praelonga</i> KOFOID & CAMPBELL, 1929 | 13 | 56-76 | 29-33 (34-46) | 1.7-2.6 | 13 | Bag-shaped, widest below middle. Aboral end rounded. Suboral thickening slight and thins gradually. |
| <i>P. subacuta</i> (CLEVE, 1901) | 14 | 50-60 | 21-25 (28-39) | 2.4 | 13 | Truncated ovoid, contracting slightly towards mouth, with broadly rounded or rather pointed aboral end. Widest about, or below, middle. Suboral thickening marked and thins gradually. |
| <i>P. subcaudata</i> (JÖRGENSEN, 1924) | 15 | 60-94 | 26-49 (34-61) | 1.9-2.3 | 11, 12, 13 | Small, vase-shaped, contracting slightly towards mouth, ending aborally in pointed cone. Widest below middle. Suboral thickening slight and wall thins to a membrane in aboral cone. |
| <i>P. tenuis</i> KOFOID & CAMPBELL, 1929 | 16 | 63-70 | 33-51 (42-57) | 1.3-2.3 | 11 | Truncated ovoid, usually wide-mouthed. Aboral end rounded or sometimes bluntly pointed. Widest above middle. Suboral thickening thins out gradually, lamellae approaching aborally and sometimes fusing. |

(For introduction to Plankton Sheets 117-127, Key to numbers used in the tables for distribution, and Sources of illustrations, please refer to Sheet No. 117, pp. 2 and 11-12).