

**REPORT OF THE
WORKING GROUP ON MARINE FISH CULTURE**

**St. Andrews, New Brunswick, Canada
5–7 June 2000**

This report is not to be quoted without prior consultation with the General Secretary. The document is a report of an expert group under the auspices of the International Council for the Exploration of the Sea and does not necessarily represent the views of the Council.

International Council for the Exploration of the Sea

Conseil International pour l'Exploration de la Mer

TABLE OF CONTENTS

Section	Page
1 PARTICIPANTS	1
2 TERMS OF REFERENCE	1
3 AGENDA	1
4 ACTIVITIES OF WGMAFC	2
4.1 Introduction	2
4.2 Marine Fish Production in 1999 [Term of Reference a)].....	2
4.3 Constraints to Further Development [ToR a)].....	2
4.3.1 Broodstock.....	2
4.3.2 Disease.....	5
4.3.3 Environment	6
4.3.4 Environmental impact of marine aquaculture.....	6
4.3.5 Technology	7
4.3.6 Economic.....	7
4.3.7 Legislative/regulatory	7
4.3.8 Access to sites.....	8
4.3.9 Larval culture and nutrition	9
4.3.10 Feeds.....	10
4.3.11 Public perception	11
4.3.12 Biological constraints/concerns (general discussion)	11
4.4 Review of Technological Developments [ToR b)].....	11
4.5 Behavioural Criteria to Evaluate On-growing Systems and Operational Procedures [ToR c)]	12
4.6 Predictive Criteria for Juvenile Quality [ToR d)] (information from Steven Baynes).....	12
4.6.1 Additional criteria that need to be considered in evaluating juvenile fish quality	14
4.7 Nutrient Database for Larval Feed Compositions and Standard Protocols for Nutrient Analysis [ToR e)]	14
4.8 Review Progress toward Identification of Alternative Protein and Lipid Sources for Marine Fish Diets [ToR f)]	14
4.9 Prepare a Theme Session for the 2000 and 2001 Annual Science Conferences [ToR g)]	15
4.9.1 2000 (Brugge, Belgium)	15
4.9.2 2001 (Oslo, Norway)	15
4.9.3 2002 (Denmark).....	16
4.10 Encourage Use of an ICES Standard Weaning Diet and Standard Enrichment Emulsions [ToR h)].....	17
4.11 Review the Animal Products used in Fish Feed Formulations in ICES Member Countries, and Possible Contaminants (and their Concentrations), Contained in these Fish Feeds. [ToR i)].....	17
5 CONCLUSIONS	18
6 RECOMMENDATIONS FOR FUTURE ACTIVITIES.....	19
ANNEX 1: LIST OF PARTICIPANTS AND OFFICIAL WGMAFC MEMBERS	21
ANNEX 2: LIST OF DOCUMENTS WITH REFERENCE TO ICES DIETS OR EMULSIONS.....	24
ANNEX 3: HIGH DHA (DOCOSAHEXAENOIC ACID) ENRICHMENT OF LIVE FOOD ORGANISMS USING NOVEL DHA-RICH PHOSPHOLIPIDS.....	25
ANNEX 4: PROPOSED FIELDS FOR ICES LIVE FEED NUTRIENT ANALYSES DATABASE	30
APPENDIX 1: ICES STANDARD WEANING DIET	34
APPENDIX 2: ICES ENRICHMENT EMULSIONS.....	38

1 PARTICIPANTS

The Working Group on Marine Fish Culture (WGMAFC) convened its second meeting under its new remit at St. Andrews, Canada from 5–7 June 2000. The following representatives of ICES Member Countries participated in the meeting:

Canada: J. Castell (Chair), C. Clarke (Rapporteur), D. Martin-Robichaud, E. Trippel
Norway: A. Mangor-Jensen
Belgium: P. Dhert
Denmark: J. Støttrup (by e-mail)
USA: D. Bengtson, D. Perry
UK: S. Wadsworth, I. Bricknell, S. Baynes
Spain: T.B. Peleteiro, A. Garcia-Alcazar

G. Kissil, B. Koven, and A. Tandler (Israel), and T. Blair, B. Chang, and K. Waiwood (Canada) also participated in the meeting. The meeting was chaired by J. Castell (Canada) and C. Clarke (Canada) acted as rapporteur with assistance from Tammy Blair and Blythe Chang. Affiliations and contact details of the participants and other correspondents who have been involved in the Working Group discussions over the past year are given in Annex 1.

2 TERMS OF REFERENCE

The following terms of reference were approved by the ICES Council at the 1999 Annual Science Conference in Stockholm, Sweden.

ICES C.Res. 1999/2:32

The **Working Group on Marine Fish Culture** [WGMAFC] (Chair: Dr J. Castell, Canada) will meet in St. Andrews, New Brunswick, Canada from 5–7 June 2000 to:

- a) report on the current status of marine fish cultivation in Member Countries and on the factors that are likely to constrain further development of the industry;
- b) review technological developments in relation to fish production and their application to various species;
- c) report on the establishment of behavioural criteria which can be used to evaluate on-growing systems and operational procedures;
- d) assess the prospects for establishing predictive criteria of juvenile quality;
- e) report on the establishment of a nutrient database for larval feed composition and establish standard protocols for nutrient analysis;
- f) review progress toward the identification of alternative protein and lipid sources for marine fish diets;
- g) prepare a Theme Session for the 2000 Annual Science Conference on ‘New trends in fish feeding in aquaculture’;
- h) encourage the use of an ICES standard weaning diet and standard enrichment emulsions as controls for research experiments and report on studies using them;
- i) review the animal products used in fish feed formulations in ICES Member Countries, and possible contaminants (and their concentrations), contained in these fish feeds.

WGMAFC will report to the Mariculture Committee at the 2000 Annual Science Conference.

3 AGENDA

The meeting was hosted by the Department of Fisheries and Oceans and held at their Biological Station Conference Center in St. Andrews, New Brunswick, Canada. Discussion of the topics identified in the Terms of Reference occupied the first two days of the meeting (5–6 June). The final morning (7 June) was dedicated to completing a draft report and finalising the recommendations of the Working Group. Some relief was provided by a tour of the Biological Station of the Department of Fisheries and Oceans and The Huntsman Marine Research Center on the afternoon of 6 June.

4 ACTIVITIES OF WGMAFC

4.1 Introduction

Participants received a warm welcome to the Biological Station on Monday, 5 June from the Station Director, Dr Tom Sephton. Dr John Castell, the Chair of WGMAFC, briefly explained the role of WGMAFC within the ICES organization and under the Mariculture Committee. With that WGMAFC began discussions related to the topics outlined in the Terms of Reference.

4.2 Marine Fish Production in 1999 [Term of Reference a)]

Summaries of the 1999 production of marine fish in ICES and observer countries are presented in Tables 1 and 2. These were based on submissions from WGMAFC members.

4.3 Constraints to Further Development [ToR a)]

4.3.1 Broodstock

In **Norway**, halibut egg production is limiting, not enough halibut eggs are available—need a more prolonged production period. There is a halibut fry shortage that limits the expansion of the on-growing stage of commercial farming. There is a low level of technology in many hatcheries and fry production is now mostly extensive, employing floating bags with natural live food organisms. There is a need for egg production units to supply hatcheries with good quality eggs from broodstocks that have been manipulated to spawn all year round, if commercial culture development is to become a reality. One sea cage farm claims to be making money. All cod fry are extensively produced at present. On-growth of cod has been done for several years, but the supply of juveniles is limiting. There is only one turbot hatchery left (Stolt). Most fry production goes for export (mainly to Spain); there is very little on-growing in Norway, because of the requirement for higher temperatures than can be provided at a reasonable cost.

In **Spain**, obtaining additional seabream, sea bass and other new cultured species broodstocks from the wild is a problem. There is a general concern regarding the need to maintain genetic diversity through selection of broodstocks, keeping of pedigrees and, where necessary, cryopreservation of gametes.

In the **UK**, numbers of halibut broodstocks are low for genetic diversity to be maintained. Broodstock nutrition needs to be improved. Larval survival is still low. Investment in new species is low.

In **Canada**, there is a limited genetic base for cultured halibut and haddock, therefore, careful consideration must be given to selection of breeding stocks and resulting performance. Efforts should be made to minimize in-breeding depression by using pedigree information when selecting F1s as future broodstock. There is a need for systematic selection of broodstock and keeping of records for new marine species being brought into production. There are now 3 years of haddock production, so selection of broodstock and f-lines is currently lacking and will be needed.

In the **USA**, there is a lack of large facilities available for research, e.g., broodstock nutrition is an important area of study but there is a need for several large tanks for experimentation. Also, there is a need for genetic research for selective breeding, but large facilities are required to experiment with different genetic crosses.

Recommendation

There is a need for systematic selection of broodstock and keeping of records for new marine species being brought into production.

Table 1. Production (1000s) of juvenile marine fish in ICES Member Countries and several other countries in 1999.

Country	Belgium	Canada	Croatia	Denmark	France	Greece	Iceland	Italy	Norway	Portugal	Spain	Turkey	UK	USA	TOTALS
Species															
Sea bass (<i>Dicentrarchus labrax</i>)							200				7,300				7,500.00
Seabream (<i>Sparus aurata</i>)											35,000				35,000.00
Turbot (<i>Psetta [Scophthalmus] maximus</i>)				505					150		1,000		50		1,705.00
Cod (<i>Gadus morhua</i>)		107.50							150				34		291.50
Atlantic halibut (<i>Hippoglossus hippoglossus</i>)		46.10					300		350				160		856.10
Pacific halibut (<i>Hippoglossus stenolepis</i>)		0.05													0.05
Flounder (<i>Platichthys flesus</i>)				73											73.00
Winter flounder (<i>Pleuronectes americanus</i>)		0.50													0.50
Yellowtail flounder (<i>Limanda ferruginae</i>)		1.00													1.00
Summer flounder (<i>Paralichthys dentatus</i>)														306	306.00
Lemon sole (<i>Microstomus kitt</i>)													27		27.00
Red drum (<i>Sciaenops ocellata</i>)														>500	>500
Tautog (<i>Tautoga oritis</i>)															0
Sablefish (<i>Anoplopoma fimbria</i>)		1.60													1.60
Haddock (<i>Melanogrammus aeglefinus</i>)		57.00													57.00
Eel (<i>Anguilla anguilla</i>)															0
TOTALS		213.75	0	578	0	0	500	0	650	0	43,300	0	271	>806	45,668.75

Data were not available for Estonia, Finland, Germany, Ireland, Latvia, Netherlands, Poland, Russia or Sweden.

Table 2. Production (tonnes) of farmed marine fish in ICES Member Countries and several other countries in 1999.

Country	Belgium	Canada	Croatia	Denmark	France	Greece	Iceland	Italy	Norway	Portugal	Spain	Turkey	UK	USA	TOTALS
Species															
Sea bass (<i>Dicentrarchus labrax</i>)			1,000		2,600	19,000	20	5,800		1,000	1,670	6,500			37,590
Seabream (<i>Sparus aurata</i>)			1,000		1,300	21,000		5,100		1,900	7,600	7,300			45,200
Turbot (<i>Psetta [Scophthalmus] maximus</i>)					2,000		0		100		2,083		~150		4,333
Cod (<i>Gadus morhua</i>)							2		30						32
Atlantic halibut (<i>Hippoglossus hippoglossus</i>)		1.5					12		400				~2		415.5
Pacific halibut (<i>Hippoglossus stenolepis</i>)		54 ¹													54
Flounder (<i>Platichthys flesus</i>)															0
Winter flounder (<i>Pleuronectes americanus</i>)															0
Yellowtail flounder (<i>Limanda ferruginae</i>)															0
Summer flounder (<i>Paralichthys dentatus</i>)														9	9
Lemon sole (<i>Microstomus kitt</i>)															0
Red drum (<i>Sciaenops ocellata</i>)														>500	>500
Tautog (<i>Tautoga oritis</i>)															0
Sablefish (<i>Anoplopoma fimbria</i>)															0
Haddock (<i>Melanogrammus aeglefinus</i>)															0
Eel (<i>Anguilla anguilla</i>)											300				300
TOTALS		55.5	2,000	0	5,900	40,000	34	10,900	530	2,900	11,353	13,800	~152	>509	88,434

¹Live-captured adults that were held in cages for up to nine months. Data were not available for Estonia, Finland, Germany, Ireland, Latvia, Netherlands, Poland, Russia or Sweden.

4.3.2 Disease

In the **UK**, disease outbreaks such as infectious salmon anaemia (ISA) and infectious pancreatic necrosis (IPN) have been a problem. There is a concern with diversification in the industry that species new to aquaculture may serve as carriers of viruses and diseases that might have an adverse impact on the salmon industry. This risk is best defined as the risk posed to established aquaculture species from the new species (i.e., does the new species harbour diseases, asymptotically, that may cause serious damage to established species) or conversely are the new species susceptible to diseases that are manageable within the established industry? It is also important that wild stocks are not put at risk from aquaculture activities.

In **Norway**, disease is a major concern for halibut farming, particularly nodavirus that has had a drastic impact on hatcheries. Many hatcheries use the extensive rearing method involving floating enclosures for larval rearing, the results of which are unpredictable. Wild zooplankton are used, salinities and temperatures can fluctuate. It is not until the bags are collected and fish transferred to tanks that problems may become evident (triggered by the stress of handling). The level of technology in most hatcheries is rather low. In production, fry quality is a problem—there may be malpigmentation and incomplete eye migration for halibut. Some are related to diet—with wild zooplankton there can be differences in species available, it appears that particular species are of little problem (except a few). When the larvae are fed live organisms other than wild zooplankton, enrichments are required. For intensive methods, in rearing systems using *Artemia*, there is need for development work on improved enrichments to reduce the incidence of malpigmentation and incomplete metamorphosis.

In the **USA**, disease is also a constraint to aquaculture development, and the national Food and Drug Administration (FDA) regulates drug use. Only four therapeutics are available for use (one of which is sodium chloride), and only for specific species. So, if fish disease occurs, there is no legal way to treat fish except under special experimental permit. The FDA is trying to change these regulations so drugs can be more available for more species.

Discussion

The obvious example of new species being vulnerable to a manageable disease is the susceptibility of Atlantic halibut to infectious pancreatic necrosis virus (IPNV). This is considered to be a manageable disease in salmonid culture, but causes serious mortalities in halibut culture. This concern also extends to the risk of new species becoming infected by wild populations of the fish being cultured, as the new species is often being reared in waters where native populations of the same animal occur, as well as possibly providing a pool of infection which may spread back into wild populations. Although the epidemiology of this process is poorly understood, there is anecdotal evidence that it may have occurred in the past. It is also important that wild stocks are not put at risk from aquaculture activities.

These concerns are exacerbated because the availability of sites may be limited due to environmental constraints in some countries, causing co-culture to be practised. There is already evidence that co-culture of Atlantic salmon with gold sinney wrasse (used as a biological control of sea lice) caused an increased risk of atypical *Aeromonas salmonicida* infection as the gold sinney wrasse are susceptible to this infection and could act as a reservoir of infection in these systems.

Recommendation

It is the recommendation of this Working Group that the following points be addressed:

- 1) That an improved understanding of the interactions between farmed and wild fish is undertaken to fully assess the disease risk to established species from new species brought into aquaculture and the risk to new species from established animals.
- 2) That a series of studies should be initiated to assess the susceptibility of new species coming into aquaculture to the established diseases in that country's aquaculture industry.
- 3) A series of risk assessments should be established to determine if diseases found in the new species can be transmitted to established aquaculture species.
- 4) That epidemiological studies are put in place to model disease outbreaks in wild populations of fish and the interactions, if any, between these outbreaks with aquacultured animals.
- 5) That studies should be undertaken to assess the risk of cross infection between species on aquaculture sites where co-culture or polyculture is practised.

4.3.3 Environment

Environment is a major constraint in the **USA**. In the *northeastern* USA, there is great interest in farming marine fish because the wild fishery is depressed. However, it is difficult to establish sites for net pens there because of user conflicts (environmental, recreational boaters, etc.). Fish farms are looking primarily to recirculation systems as the most probable area for mariculture industry expansion. In the *southeastern region*, culture of marine species is located in salt-water ponds. At present there are few regulations regarding effluent and waste output from pond sites, but the government is looking at developing regulations so these may be a future constraint.

In **Israel**, seabream is limited by environmental constraints—main production is in a tourist area for coral reefs so the government limits the amount of food that can be utilized. However, this same regulation results in greater interest in more efficient diets.

In **Denmark**, the major fish species cultured is rainbow trout, produced in fresh water, but because of very restrictive laws to protect the environment, this industry has been stagnant for almost a decade. The eel farming has been progressing well in the past decade, reaching 3000 tonnes last year. A global over-production of eel has caused prices to fall and this, coupled with a decreasing supply and higher prices for glass eels, may influence production this year and for the next couple of years. Thus, prices of eel products and the global availability of fry are becoming a constraint to the eel producers.

In **Norway**, a set of regulations has been developed which limits the amount of nitrogen, phosphate, and particulate material that can be released into the environment.

One of the main topics for all species is environmental interactions with mariculture (there is already a working group for this topic). We want to present the best examples of site management. From an environmental perspective, there is a great interest in moving towards land-based, closed-system culture, however, from an economic perspective, this is not yet feasible.

4.3.4 Environmental impact of marine aquaculture

Statement of issues and constraints (prepared by Simon Wadsworth)

Marine fish culture can benefit from lessons learned from the Atlantic salmon farming industry. Atlantic salmon production in the marine environment had reached approximately 1 million tonnes by 1999. Further expansion is planned over the next 5 years and there is increasing concern about the environmental impact of current and planned activities. A number of management techniques have been adopted that have ameliorated the environmental impact of large-scale production in some areas. Examples of some of these practices are listed below. They include:

Single bay (biological area) management

All farms operating within a specific area cooperate with each other in a number of areas:

- Stock single year class (and species) of fish
- Stocks are confirmed disease-free prior to stocking
- Vaccinated if appropriate, e.g., *Aeromonas salmonicida* in the UK
- Health surveillance conducted—information shared between sites
- Treatments for ectoparasites conducted on all sites in the biological area
- Treatments are synchronous and coordinated between all sites
- All fish harvested within a specific production cycle (22 months)
- No harvest waste is allowed to return to the environment
- Fallow period allowed (4–6 weeks)
- Environmental monitoring conducted on an annual basis to monitor impact.

4.3.5 Technology

In **Canada**, for haddock we have observed up to 50 % cannibalism at weaning. It is necessary to grade into uniform size classes frequently to reduce cannibalism. There is a need for improved grading procedures that are less labour intensive and less stressful to the fish. (More on technology will be found in the following discussions dealing with ToR b.)

4.3.6 Economic

In **Spain**, high production costs are mainly due to high feed costs and high feed conversion ratios. For seabream and sea bass, marketing problems occur because the market is almost saturated and prices are dropping. In addition, there is importation from Greece (half the price of Spanish products). A new strategic plan for aquaculture (government initiative) would provide assistance to private companies trying to develop aquaculture, especially of new species. About 20 species of interest (each has regional importance). Getting broodstock is a problem.

In **Canada**, there is a lack of financial commitment by fish farmers to purchase juvenile halibut for grow-out and marketing to demonstrate the economic potential of culturing species under various conditions (e.g., land-based versus cage grow-out). The government should consider the benefits of demonstration facilities to support the widespread dissemination of culture technology (e.g., not financially support one industrial participant who may not succeed and yet retains all knowledge of technological developments).

The main constraint to marine fish aquaculture development in **Norway** is the limited government financial support to do the development and research needed.

There are no large facilities available for research, e.g., broodstock nutrition is an important area of study but there is a need for several large tanks for experimentation. Also, genetic research for selective breeding is needed, but large facilities are required to experiment with different genetic crosses.

ICES should recommend that Member Countries endorse demonstration projects (as an example) to help promote aquaculture.

Recommendation (Dave Bengtson)

WGMAFC recommends that governments support or fund the construction and use of sufficiently large aquaculture facilities (i.e., large replicated structures) to conduct scientifically acceptable research in areas where such are required (e.g., broodstock nutrition, selective breeding); furthermore, governments, perhaps in association with industry, should support commercial-scale facilities for purposes of demonstration and training.

4.3.7 Legislative/regulatory

In **Spain**, there are different laws in different regions of the country, related to aquaculture regulations. A plan to standardise laws throughout the country is required.

Discussion

The problem of inconsistencies and lack of standardization in regulations affecting aquaculture occurs in many countries. This is a concern, rather than a constraint (different laws/regulations in different regions; the number of permits required; number of government agencies involved—this relates to disease transfer issues, transfer of stocks). The Commissioner for Aquaculture in Canada is reviewing the legal framework for aquaculture.

Discharge consents can control the levels of organic waste as well as the types and amounts of various chemotherapeutants.

Government and industry should come to a consensus on feed quality and volume used and this could reduce the levels of nitrates and phosphates discharged as well as increase production efficiency, as seen in Israel and Norway.

Governments should assist with environmental monitoring strategies through a consensus in determining these strategies with industry and academia. The cost of this monitoring should be determined in discussions between government and industry. Governments should fund research on the effects of marine fish culture on the environment. Governments should establish environmental standards for industry to follow, but allow industry to implement strategies to meet those standards.

Recommendation

Governments should promote the use of Best Management Practices, identify successful new strategies for environmentally responsible aquaculture, and rely on science-based decisions to support the development of marine fish culture. Governments should work with industry to solve environmental problems in ways that increase the efficiency of aquaculture systems.

Lack of registered therapeutants is another constraint in the **USA**. Only four therapeutants are available for use (one of which is sodium chloride), and only for specific species. There is a need for more registered compounds for treatment of new species.

Legislative and Regulatory Issues (prepared by Ed Trippel)

A variety of legislative issues exist that can affect the success of fish culture in particular countries or regions within countries. This reflects the relative attention and concern for environmental quality, coastal habitat use, and use of fish in culture by different countries, states, and provinces. Concerns include (i) spread of diseases, (ii) importing certain strains of fish (eggs, larvae, etc.), (iii) use of therapeutants, (iv) density of cage sites, (v) co-habitation of different species within a site, (vi) slaughter method, (vi) licensing of sites, (vii) allowing sites to lay fallow, (viii) navigation around sites, and others. Certain regions within countries may be particularly weak in these efforts, perhaps as a means of attracting private investment in aquaculture. The lack of standards or poor harmonization of rules and regulations regionally, nationally, and internationally can jeopardise, in part, the successful cultivation of marine species.

Recommendation

WGMAFC recommends that the governments of ICES Member Countries make an effort to reach a consensus among countries (regions) such that harmonisation occurs in regulations governing aquaculture.

4.3.8 Access to sites

Israel

There are limited sites available for sea cages due to the lack of sheltered areas on the Mediterranean coast. Seabream culture is limited by environmental constraints—the main production is in a tourist area for coral reefs, so the government limits the amount of food that can be utilized. However, this same regulation results in greater interest in more efficient diets and has led to significantly improved feed conversion ratios and reduced nutrient loading in the environment.

Belgium

Constraints to marine fish culture including the short coastline, the polluted water (North Sea), the scale of tourism within the country which makes property very expensive for land-based culture. However, Belgium has developed other products (live feeds) which are essential for the global mariculture industry.

United Kingdom

Development of commercial marine aquaculture is constrained by the limited number of suitable sites where the environmental impact is not great. There is a need for more land-based sites, but competition for the most effective use of coastal land is considerable. Recent availability of grant funding within Wales, in particular, has fostered the establishment of two new farms that make use of recirculation technology.

Spain

In Spain there is competition for land use with tourism.

Canada

There are restrictions on new site allocations due to salmon cage congestion and disease problems in the Atlantic region and to user conflicts in the Pacific region.

4.3.9 Larval culture and nutrition

In **Canada**, for halibut, problems are unique for each hatchery. Problems associated with transporting eggs from government laboratories to commercial hatcheries were a constraint in 1999 that appears to have been overcome in 2000 as companies have become self-sufficient.

Belgium has developed other products (live feeds) which are essential for the global mariculture industry. Regarding the **Artemia problem**, people have to pay a very high price for *Artemia*, so they are looking for alternatives, but they are not all there at the moment. With regard to rotifers, there seems to be seasonal pressures in rotifer production and there is very little information on the species available, the biology of different species/strains or where they come from. Ester Lubzens has a rotifer reference center. WGMAFC may recommend that ICES endorse the idea of Member Countries providing support to a reference center such as Esther's to help her continue the maintenance of the reference center.

The shortage of *Artemia* and the resulting high prices present a serious constraint for farmers in Spain and other Mediterranean countries with large production hatcheries for species such as seabream and sea bass. In Norway, there are problems related to diet comprising wild zooplankton; it appears that particular species present little problem (with a few exceptions). For intensive rearing systems using *Artemia*, work is needed to develop enrichments that reduce the incidence of malpigmentation and incomplete metamorphosis of flatfish such as halibut.

Live Food Constraints and Further Developments of the Industry (prepared by Philippe Dhert)

It is obvious that the supply of cysts from the Great Salt Lake (for a long time, the only commercially available supply of *Artemia* cysts) cannot, at least for the time being, cope with the rapidly growing aquaculture industry. This leads to a growing concern by the aquaculture industry to find appropriate solutions for diversification of the *Artemia* resources, for optimising the use of the available quantity of *Artemia* cysts at different locations, and finding appropriate complementary measures for replacing the present excess in demand.

Aside from the extensive efforts that have been carried out in the field of diversification of *Artemia* sourcing and harvest efficiency, it is obvious that at least an equal amount of attention should be dedicated to a more efficient use of the available *Artemia* supply, as well as to non-*Artemia* alternatives.

Today, a 100 % replacement is possible, but always at the cost of culture time, yield, health status, and quality condition of the cultured animals. A fast, realistic and beneficial approach today is the installation of a number of procedures that focus on:

- 1) a more efficient use of the available *Artemia*;
- 2) a partial replacement by artificial diets (co-feeding).

A more efficient use of available *Artemia* could be obtained by the use of prolonged enrichment and rearing techniques which result in larger and more energy-rich *Artemia* and, subsequently, more biomass while hatching fewer cysts. On the other hand, the onset of *Artemia* feeding could be delayed by the extension of the rotifer feeding period.

However, if rotifers need to partially replace *Artemia* their production will have to be improved in order to allow further industrialisation of the rearing process. Today the expansion of the size of commercial hatcheries has increased to such an extent that they can no longer rely on low density cultures with low predictability. However, relatively few efforts have been made towards identification and selection of interesting rotifer strains for the industry. In this regard, the establishment and further support of existing reference centers for rotifer strains deserves full support.

Besides serving the industry, which could rely on high quality reference strains, the reference center would also help researchers to set up interlaboratory nutritional studies with various marine species. Standard experiments starting with resting eggs could alleviate the problem of variation due to rotifer quality and, moreover, allow bacterial control in comparative larval rearing experiments. Large- and small-sized rotifer strains are also listed high on the demand list for first feeding and delay of *Artemia* feeding.

Alternative mass production systems for rotifers operating at low cost are the ultimate goal for commercial hatcheries. Demonstrations on the use of environmentally friendly culture techniques as, for instance, the closed recirculation technique for rotifers could help the industry to adopt more efficient and reliable live food production systems.

Recommendation 1

In order to ensure that the supply of juvenile fish for on-growing continues to meet the growing demand, ICES Member Country governments are urged to continue to support research on methods for enhanced efficiencies and new technologies for production of live food organisms and research on developing alternative live food organism species.

Recommendation 2 (Dave Bengtson)

Given the great international importance and utility of reference centers for the maintenance and distribution of reference biological materials, the Working Group applauds the governments of Belgium and Israel for their support of the *Artemia* Reference Center (Ghent University) and the Rotifer Reference Center (Israel Oceanographic and Limnological Research), respectively, and in the strongest terms urges their continued support; furthermore, the Working Group urges ICES Member Countries to support the *Artemia* and Rotifer centers by whatever means possible (including financial) and to establish new reference centers for other live food species.

Copepods

The development within the use of copepods for rearing marine species can be characterized as divergent and rather sporadic. Their use in extensive systems has been established and copepods are the primary live food basis within commercial hatcheries producing small yet stable numbers of juvenile marine fish. The species normally identified in these systems are calanoid species belonging to genera such as *Acartia*, *Temora*, and *Centropages*. Harpacticoids abound in these systems but because of their benthic habits and monitoring procedures, these species are generally overlooked. Nauplii of benthic harpacticoid species, however, have been identified in the stomachs of fish larvae from extensive systems.

In intensive systems, copepods are seldom used, apart from hatcheries, which are able to provide copepods collected from outdoor tanks or from the wild. Intensive cultures of copepods similar to those employed for other live prey such as rotifers and *Artemia* are not found in commercial hatcheries although culture techniques have been developed at a research scale. The most likely candidates for intensive cultures are species that can be maintained at high densities and have relatively short generation times. Several harpacticoid species make ideal candidates, such as species of the genera *Tisbe*, *Nitochra* or *Tigriopus*.

4.3.10 Feeds

For halibut farming, broodstock nutrition needs to be improved. Performance of haddock in Canada is limited by the development of fatty liver syndrome (hepatosomatic index as high as 40 %) due to a limited ability to utilize high levels of dietary lipid. There is a requirement for research on juvenile nutrition and grower diets to avoid development of fatty liver syndrome.

Local feed manufacturers will not commit to developing and manufacturing formulated feeds specific to the needs of new cultured species because quantities required are too small.

Alternate protein and lipid sources

An important issue is the development of alternative sources of dietary protein and lipid, both for health concerns (the possible presence of anti-nutritional factors or toxins) and from a social acceptance standpoint, and finally from the perspective of the depletion of the traditional marine sources.

Investment/funding

In the **USA**, there is difficulty in getting private investment for marine fish farms because the government is not sharing the risk. Also, in **Israel** subsidies are limited to 30 % or 40 % of the investment, which makes entrepreneurs reluctant to get into mariculture.

4.3.11 Public perception

- Developing environmentally friendly foods
- Human health aspects

Recommendation on public perception

Governments should promote public education about aquaculture, its health benefits and sustainability, based on scientifically valid information.

4.3.12 Biological constraints/concerns (general discussion)

The following is a list of the topics that were discussed:

- Lack of understanding of the relationship between stress and mortality. What constitutes stress, how to reduce stress, environmental and nutritional factors—at each life stage? Biotic and abiotic factors.
- Weaning.
- Genetic strain improvement—selective breeding for desired characteristics.
- Preservation of genetic diversity in wild stocks for future use in aquaculture (e.g., sea bass).

Recommendation

We should encourage cooperation on relevant research between industry/academia/governments. Similar programmes exist in the UK and the USA.

4.4 Review of Technological Developments [ToR b]

- 1) Techniques for better estimation of growth in cages (e.g., image analysis with video cameras)
- 2) Fish counting systems for biomass estimation
- 3) Feeding systems with positive feedback loop to reduce pollution and improve food conversion
- 4) Sorting and grading (e.g., mechanical separations and need for passive grading systems for sensitive species)
- 5) Seawater recirculation
 - a) Halibut must be kept onshore up to at least 100 g, recirculation is needed for nursery stage
 - b) Ozone technology for disinfection can be purchased off the shelf. System must include activated charcoal to remove bromides produced by the ozone. May also want to use ozone for effluent treatment to meet environmental requirements for discharge (also in processing facilities to prevent disease transfer).
 - c) Increased efficiency through high density production of live food organisms (e.g., rotifers) in recirculation systems
- 6) Harvesting technology, including killing methods (e.g., CO₂, cold shock, electrocution, clove oil), to improve flesh quality, effluent containment for disease control and reduced environmental impact
- 7) New tank designs
 - a) including self-cleaning tanks (especially for early larval stages and particularly during weaning)
 - b) shelves for flatfish culture—being developed for use in tanks or cages (modified salmon cages)
 - c) automated algal production systems (e.g., grow fence and Craigie-NRC light box)
- 8) Photomanipulation to improve fish growth and to advance or delay spawning

- 9) Fish health development of vaccines, immunostimulants, and probiotics, to minimise the use of antibiotics and other chemotherapeutants
- 10) Animal welfare (related to tank design, grading, harvesting, stress)
- 11) Occupational safety for aquaculture workers must be considered
- 12) Live food production
 - a) automation, improved efficiency, scaling up to commercial scale, improved quality, bacterial control
 - b) greater diversity of *Artemia* resources
 - c) alternatives to rotifers and *Artemia* (e.g., nematodes, copepods), improved algal culture systems, lower cost algal pastes.

4.5 Behavioural Criteria to Evaluate On-growing Systems and Operational Procedures [ToR c)]

- 1) Latency time to feeding after transfer / feeding rate: widely accepted as valid index of how suitable the conditions are for the fish. Needs observation, unless trained to demand feeders.
- 2) Growth rate is normally measured; doesn't provide same information as feeding and activity level observations.
- 3) Activity levels (either abnormally high or low, but it is difficult to obtain a standard as the control).
- 4) Aggression (as indicated by eye and fin damage, reduced growth and survival) and cannibalism as indicators of need for grading, sorting, reduced density.
- 5) Need "control" measure.
- 6) Feeding behaviour.
- 7) Flashing related to parasites such as *Trichodina*.
- 8) Coloration and swimming behaviour to evaluate stress levels in flatfish.

4.6 Predictive Criteria for Juvenile Quality [ToR d)] (information from Stephen Baynes)

It would be valuable to have a simple assay to test "quality." One has been proposed for scallops to assess "quality" after transportation, i.e., righting time (time delay between being turned upside down to flipping right side up). However, there does not appear to be anything similar in fish. Other indices might include:

Physiological

- Low stress response (cf. T. Pottinger and Carrick, 1999)
- High stress tolerance (cf. Howell *et al.*, 1995)

Morphological

- Flatfish pigmentation (recent review by Bolker and Hill, 2000). Good predictor as obvious indicator of nutritional and environmental problems. Also often associated with other abnormalities.
- Sense organs
- Interocular distance: unpublished data show high COV, and difference to wild fish: indicative of problematic metamorphosis? (Ellis, pers. comm.)
- Lateral lines: indicative of problematic metamorphosis? (Ellis *et al.*, 1997)

Behavioural (danger that assessment will be very time consuming)

- Phototactic behaviour of halibut larvae: proposed for assessing fitness (Karlsen *et al.*, 1995)
- Activity levels of halibut larvae: suggested for early detection of bacterial infection (Skiftesvik and Bergh, 1993)
- Weaning: acceptance of novel prey items presumably depends upon fast rate of learning and low fear response to novel items in environment (Bromley and Howell, 1993)

Immunological—disease challenge?

It appears that the focus topics of 7) and 8) are on-growing rather than stock enhancement. However, there is some work on behavioural predictors of quality for stock enhancement, which is loosely connected.

- Jumping behaviour in *Plecoglossus altivelis* related to upstream swimming (for negotiating waterfalls) and used as predictive index for stocking effectiveness (Tsukamoto *et al.*, 1999)
- Tilting behaviour (tendency to show a fright response) in *Pagrus major* used as index for cautiousness = predator avoidance (Tsukamoto *et al.*, 1999)
- Schooling behaviour in *Seriola quinqueradiata* (Masuda *et al.*, 1998)
- Feeding rate (after handling stress) (Masuda and Ziemann, 2000)
- Rate of learning (of conditioned response) (Masuda and Ziemann, 2000)

It is unlikely that a simple behavioural index could so easily act as a predictor, due to the limits of a single test. For example, cautiousness (reduced risk taking) may reduce vulnerability to predation, but may be associated with a lower motivation to feed (Huntingford *et al.*, 1988).

References

- Bolker, J.A., and Hill, C.R. 2000. Pigmentation development in hatchery-reared flatfishes. *Journal of Fish Biology*, 56: 1029–1052.
- Bromley, P.J., and Howell, B.R. 1983. Factors influencing the survival and growth of turbot larvae, *Scophthalmus maximus*, during the change from live to compound feeds. *Aquaculture*, 31: 31–40.
- Chatain, B. 1994. Quality assessment of marine fish and larvae. *In* Measures for success, pp. 181–183. Ed. by P. Kestemont, J. Muir, F. Sevila, and P. Williot.
- Ellis, T., Howell, B.R., and Hayes, J. 1997. Morphological differences between wild and hatchery-reared turbot. *Journal of Fish Biology*, 50: 1124–1128.
- Howell, B.R., Beard, T.W., and Hallam, J.D. 1995. The effect of diet quality on the low-temperature tolerance of juvenile sole, *Solea solea* (L.). ICES 1995/F:13.
- Huntingford, F.A., Metcalfe, N.B., and Thorpe, J.E. 1988. Feeding motivation and response to predation risk in Atlantic salmon parr adopting different life history strategies. *Journal of Fish Biology*, 32: 777–782.
- Karlsen, O., Mangor-Jensen, A., and Naas, K.A. 1995. A method for determination of halibut larval fitness. *ICES Marine Science Symposia*, 201: 198.
- Masuda, R., Takeuchi, T., and Tsukamoto, K. 1998. Critical involvement of dietary docosahexaenoic acid in the ontogeny of schooling behaviour in the yellowtail. *Journal of Fish Biology*, 53: 471–484.
- Masuda, R., and Ziemann, D.A. 2000. Ontogenetic changes of learning capability and stress recovery in Pacific threadfin juveniles. *Journal of Fish Biology*, 56: 1239–1247.
- Pottinger, T.G., and Carrick, T.R. 1999. Modifications of the plasma cortisol response to stress in rainbow trout by selective breeding. *General Comparative Endocrinology*, 116: 122–132.
- Skiftesvik, A.B., and Bergh, O. 1993. Changes in behaviour of Atlantic halibut (*Hippoglossus hippoglossus*) and turbot (*Scophthalmus maximus*) yolk-sac larvae induced by bacterial infections. *Canadian Journal of Fishery and Aquatic Sciences*, 50: 2552–2557.
- Tsukamoto, K., Kuwada, H., Uchida, K., Masuda, R., and Sakakura, Y. 1999. Fish quality and stocking effectiveness: behavioural approach. *In* Stock enhancement and sea ranching, pp. 205–218. Ed. by P.R. Howell, E. Moksness, and T. Svåsand. Fishing News Books, Oxford.

4.6.1 Additional criteria that need to be considered in evaluating juvenile fish quality

- 1) disease status
- 2) metamorphosis
- 3) timing, duration, and synchrony
- 4) proportion of incomplete metamorphosis (incomplete eye migration, malpigmentation)
- 5) growth rate (size at age and temperature; use thermal growth coefficient to standardise growth measurement, facilitate comparison among hatcheries)
- 6) morphometrics
- 7) interocular distance
- 8) liver size, etc. (compare hatchery fish with wild)
- 9) deformations (spine, jaw, operculum)
- 10) length-weight ratios (condition factor)
- 11) disease screening
- 12) corticosteroid treatment for detection of carriers
- 13) lethal sampling for known bacterial and viral pathogens
- 14) feeding rate and behaviour
- 15) weaning success and time to completion
- 16) stress tests—salinity, handling, corticosteroid
- 17) cortisol levels in tank water may be worth investigating, but may not be feasible
- 18) phototactic behaviour—may be correlated with feeding behaviour
- 19) swimming stamina (counter-current)—but may not be feasible to set up tests
- 20) Standard Rearing Protocols
 - a) There is a need to develop standard protocols for raising each species. It is known that factors, including nutrition and rearing environment (temperature, etc.) at early larval stages, have effects on juvenile quality. Need to determine predictive criteria.
 - b) Past performance of individual hatcheries. Hatcheries should be able to provide a record of standard rearing protocols for their fish (growth rates, survival at various stages, nutritional history).
 - c) Genetic strains.

4.7 Nutrient Database for Larval Feed Compositions and Standard Protocols for Nutrient Analysis [ToR e]

- 1) J. Castell is in the process of setting up an Oracle database on live feed nutrient analysis (Annex 4) and asked if it would be useful to pursue this initiative.
- 2) This database will provide more detailed information on fatty acids used (compared to what is generally reported in publications).
- 3) Members agreed that this is a worthwhile initiative.
- 4) Members were asked to review the proposed database and provide input on additional information that should be included (or excluded). Also, should this Working Group endorse this initiative?
- 5) Is there concern with potential misuse of such a database? There could be different levels of access (e.g., for contributors versus others).
- 6) J. Castell suggested setting up a live feed database subgroup (Bill Koven, Philippe Dhert). WGMAFC members were asked to submit names of individuals with data to input.
- 7) Initial estimate of cost to set up and operate the database for one year is approximately CDN \$100,000.

4.8 Review Progress toward Identification of Alternative Protein and Lipid Sources for Marine Fish Diets [ToR f]

- 1) At present, it may not be economical to use plant protein concentrates as alternatives. There is some use of these products for larval feeds which is justified because of the high value of these products.

- 2) Advantages of plant protein sources
 - a) theoretically unlimited production
 - b) avoid potential transmission of disease from animal protein sources
 - c) avoid inclusion of contaminants in fish feeds (e.g., dioxins, PCBs, pesticides often associated with animal protein and lipid sources)
- 3) Research at Eilat has been done on an experimental canola protein concentrate and commercially available soy protein concentrates using seabream as a model species. The ultimate aim is for complete substitution of fishmeal. So far, results show that as the amount of plant protein increases, there is a reduction in growth, related to reduced feed intake. Need to improve voluntary feed intake—palatability enhancers may help. There may be differences in soy protein concentrates from different manufacturers (some are more palatable to fish). Digestibility for protein and NPU were as good as for fishmeals but there was a decrease in energy retention probably related to the reduced feeding.
- 4) Have also tested Australian lupine (methionine enhanced form) developed for use with sheep and chickens. Got good voluntary feed intake with seabream.
- 5) Will probably need to use protein concentrates, rather than vegetable meals, because plants contain a lower protein percentage than do fish meals.
- 6) Poultry oil can partially replace fish oils in high energy diets for seabream.
- 7) Simon Wadsworth reported some evidence of increased gut lesions in salmonids with increased soy substitution.
- 8) Expect price of fishmeals and oils to increase in future due to expected world-wide shortage.
- 9) Also experimental work on development of high DHA or high ARA sources from heterotrophically grown algae (see Annex 2).
- 10) Other possible protein sources that are being considered include fava bean, pea concentrates, potato concentrates, corn gluten meals, and bacterial protein sources grown on petroleum-based products.
- 11) J. Castell suggested a shared bibliography on this topic.

Recommendation

Given the almost certainty that fishmeal and fish oil will become more scarce and more expensive in the long term, WGMAFC encourages governments to research in the area of replacement protein and lipid sources.

4.9 Prepare a Theme Session for the 2000 and 2001 Annual Science Conferences [ToR g]

4.9.1 2000 (Brugge, Belgium)

“New trends in fish feeding in aquaculture”

Recommend that there is an exception to the submission deadline for abstracts, and that Moti Harel is asked to present information about new products from Martek.

Recommend that in the future, the conferences become more widely publicised, such as on web-sites for the European Aquaculture Society and the World Aquaculture Society, and in aquaculture magazines and bulletins. To facilitate advertising, a list of potential advertising sites should be drafted and kept for reference.

4.9.2 2001 (Oslo, Norway)

“Diversification of aquaculture”

Possible co-conveners for session:

- Malcolm Gillespie (Ardtoe, UK)
- Pascal Divanach (Crete, Greece)
- Niall Bromage (Stirling, UK)
- Muki Shpigel (Eilat, Israel)

- Yves Harache (France)

This would include topics within the use of new technologies and new species (such as use of alternative culture methods or polyculture). The focus, however, will remain related to marine fish culture: interactions of species related to disease and disease management, use of other culture organisms to reduce net/cage fouling.

“Diversification of aquaculture, especially, 1) development of new marine fish species, and 2) polyculture to reduce environmental impacts and improve economics of marine fish culture.”

“Long-term effects of culture conditions on juveniles”

Possible co-conveners for session:

- Patrick Sorgeloos (Ghent, Belgium)
- Dave Bengtson (Kingston, RI, USA)
- Bill Koven (Eilat, Israel)
- Elin Kjørsvik (Tromsø, Norway)
- Karin Pittman (Bergen, Norway)

Recommend changing the topic title to “Improvements in juvenile quality” to reflect a broader interest base.

Include topics on: broodstock diets (nutrition), broodstock holding conditions, genetic factors and broodstock selection, probiotics, effects of early larval nutrition and conditioning, microbial factors—abiotic and biotic factors, diseases, early rearing culture conditions, predictive criteria of juvenile quality for on-growing in aquaculture or for stock enhancement purposes.

“Session would be devoted to genetic and environmental factors involved in the improvement of juvenile quality, especially: 1) selective breeding, 2) rearing conditions including both abiotic and biotic factors such as nutrition, microbiology, and 3) methods to assess the quality of juveniles and their subsequent performance in on-growing and as it relates to stock enhancement purposes.”

4.9.3 2002 (Denmark)

If one of the suggested Theme Sessions for 2001 is rejected, the Working Group recommends that it could be a possible session for 2002.

“Use of immunomodulators in marine fish feeding: Possible beneficial and detrimental effects on the immune systems of the fish”

Antibiotics are ineffective, vaccines are effective short-term, working towards natural disease resistance whether by genetic selection or other means will be important. The use of immuno-modulators in marine aquaculture has the potential to provide many benefits to the industry. They can, in theory, improve fish health by up-regulating the immune system, reducing the requirement for intervention with immuno-therapeutics and improving animal welfare. They also offer the potential to improve larvae and fry survival as judicious use of these compounds could protect larvae from endemic pathogens in the hatchery. It is proposed that the Theme Session examine this topic and investigate the potential benefits and possible detrimental effects that the use of immuno-modulators may have on marine larvae aquaculture.

Possible co-conveners:

- Ian Bricknell (UK)
- Simon Wadsworth (UK)
- Olav Vadnstein (Norway)
- Jorunn Skjerno (Norway)
- Tony Ellis (UK)

4.10 Encourage Use of an ICES Standard Weaning Diet and Standard Enrichment Emulsions [ToR h]

- 1) J. Castell distributed a handout of the information ICES Standard Reference Weaning Diet and Reference Emulsions available from the Ghent University website: <http://allserv.rug.ac.be/~jdhont/rend/rend.htm>. [Please note: This material is attached as Appendix 1 and Appendix 2 to this report.]
- 2) A bibliography of publications which have cited the use of these diets is available (Annex 2).
- 3) J. Castell suggested that the Working Group endorse the use of reference diets.

4.11 Review the Animal Products Used in Fish Feed Formulations in ICES Member Countries, and Possible Contaminants (and their Concentrations) Contained in these Fish Feeds [ToR i]

Increased vigilance and effort should be placed on analysis and protection to ensure that unsafe contaminants are not present in feed ingredients.

Dioxins have been one of the major concerns as a feed ingredient contaminant. All of the blood-meal products have been taken out of aquaculture feeds in the UK due to the human health scare; meat meal production has also ceased due to mad cow disease (BSE). Poultry meal is also being avoided in the UK, but not in Canada. Canada is still using blood and bone meals.

Prions (BSE) are of concern in EC countries.

Public perception plays a significant role in determining which products are used as feed ingredients and which products are avoided.

In the UK, there is a scientific committee addressing research into feed contaminants such as aflatoxins, pesticide residues, and heavy metals. In general, the industry is responsible for regulating the safety of the products.

In Canada, there has been very little work done on dioxins in wild fish. Environment Canada has studied pulp mill effluents in fish used for feeds. Since this study, the pulp mill waste treatment protocols have undergone various changes. Contaminants (organochlorines, PCBs, etc.) in fish meal are now at very low levels. In sediments, the organochlorines and PCBs seem to be coming from the feeds, but PAHs are below background levels found in other areas away from aquaculture sites. It seems that the feed dilutes the "normal" levels of PAHs. Additional information may be available in 2001 or 2002.

In Israel, no aquaculture firm can market its product without permission from the Department of Health. The Department will monitor the fish (not the food) for levels of heavy metals and dioxins.

Tributyltins are no longer allowed for use as anti-fouling agents in fish cages. They have switched largely to using copper arsenates.

Recommendation

For 2001, investigate and collect information on the agencies and regulations for the monitoring of contaminants in feed ingredients, as well as on the monitoring programme itself in each country.

Dave Bengtson will volunteer to retrieve some information. John Castell will collect information by contacting feed companies.

The Department of Fisheries in Brugge (Bruges), Belgium may have a lot of information on PCBs.

5 CONCLUSIONS

The following conclusions and recommendations emerged from the discussions:

a) **Broodstock**

There is a need for the systematic selection of broodstock and keeping of records for new marine species being brought into production.

b) **Disease**

It is the recommendation of this Working Group that the following points be addressed:

- That an improved understanding of the interactions between farmed and wild fish is undertaken to fully assess the disease risks to established species from new species brought into aquaculture and the risk to new species from established animals.
- That a series of studies be initiated to assess the susceptibility of new species coming into aquaculture to the established diseases in that country's aquaculture industry.
- A series of risk assessments should be established to determine if diseases found in the new species can be transmitted to established aquaculture species.
- That epidemiological studies be put in place to model disease outbreaks in wild populations of fish and the interaction, if any, between these outbreaks with aquacultured animals.
- That studies be undertaken to assess the risk of cross infection between species on aquaculture sites where co-culture or polyculture is practised.

c) **Economics**

- ICES should recommend that Member Country governments endorse demonstration projects (as an example) to help promote aquaculture.
- Recommend that governments support or fund the construction and use of sufficiently large aquaculture facilities (i.e., large replicated structures) to conduct scientifically acceptable research in areas where such are required (e.g., broodstock nutrition, selective breeding); furthermore, that governments, perhaps in association with industry, support commercial-scale facilities for purposes of demonstration and training.

d) **Legislative/Regulatory**

- Governments should promote the use of Best Management Practices, identify successful new strategies for environmentally responsible aquaculture, and rely on science-based decisions to support the development of marine fish culture. Government should work with industry to solve environmental problems in ways that increase the efficiency of aquaculture systems.
- WGMAFC recommends that ICES Member Country governments make an effort to reach a consensus among countries (regions) such that harmonisation occurs in regulations governing aquaculture.

e) **Live Foods**

- In order to insure that the supply of juvenile fish for on-growing continues to meet the growing demand, ICES Member Country governments are urged to continue to support research on methods for enhanced efficiencies and new technologies for the production of live food organisms and research on developing alternative live food organism species.
- Given the great international importance and utility of reference centers for the maintenance and distribution of reference biological materials, the Working Group applauds the governments of Belgium and Israel for their support of the *Artemia* Reference Center (Ghent University) and the Rotifer Reference Center (Israel Oceanographic and Limnological Research), respectively, and in the strongest terms urges their continued support; furthermore, the Working group urges Member Countries to support the *Artemia* and Rotifer centers by whatever means possible (including financial) and to establish new reference centers for other live food species.
- WGMAFC should continue to endorse and support the development of an International Live Food Nutrient Database and Standard Analyses Protocols to be used by the laboratories that provide input to the database.

f) **Public Perception**

- Governments should promote public education about aquaculture, its health benefits and sustainability, based on scientifically valid information.

g) Feed Contaminants

- For next year, investigate and collect information on the agencies and regulations for the monitoring of contaminants in feed ingredients, as well as on the monitoring programme itself in each country.

h) ICES Annual Science Conference

- Recommend that in the future, the ASC conferences become more widely publicised, such as on websites for the European Aquaculture Society and the World Aquaculture Society, and in aquaculture magazines and bulletins. To facilitate advertising, a list of potential advertising sites should be drafted and kept for reference.

i) Annual Science Conference Theme Session

- Recommend that there is an exception to the submission deadline for abstracts, and that Moti Harel is asked to present information about new products from Martek.
- Recommend that in the future, the conferences become more widely publicised, such as on websites for the European Aquaculture Society and the World Aquaculture Society, and in aquaculture magazines and bulletins. To facilitate advertising, a list of potential advertising sites should be drafted and kept for reference.

j) Working Group Meetings

- For 2002, it was proposed to meet in Denmark (Hirtals) or Portugal (Faro) between March and June. Additional suggestions for the next meeting include Weymouth, England (Bari Howell) and Ghent, Belgium in conjunction with Larvi '01 in September 2001 (Patrick Sorgeloos). David Bengston was nominated as rapporteur for the 2002 meeting.

6 RECOMMENDATIONS FOR FUTURE ACTIVITIES

The **Working Group on Marine Fish Culture [WGMAFC]** (Chair: Dr J. Castell, Canada) will work by correspondence in 2001 to:

- a) report on the current status of marine fish cultivation in Member Countries and on the factors that are likely to constrain further development of the industry;
- b) graph and evaluate historical trends for major species and predict future development;
- c) review technological developments in relation to fish production and their application to various species;
- d) report on alternative sources of protein and lipid, including electronically available bibliography;
- e) encourage development of standard reference diets;
- f) support development of an international research programme in support of the development of micro-diets including exchange of test micro-diets among laboratories and conducting feeding trials among different species;
- g) support research programmes on fish health research and report on existing and emerging diseases of cultured marine fish, including treatments used;
- h) compile complete list of procedures and methods for monitoring of feeding regimes;
- i) review fish welfare in relation to marine fish culture;
- j) work with WGAGFM in developing standard culture conditions under which strains, stocks or species might be tested to evaluate their performance.

Priority:	This is an important aspect to the future development of mariculture in the sea and in land-based operations.
Scientific Justification:	<ol style="list-style-type: none">a) This provides a continuing mechanism for focusing the WG activities.b) In addition to providing data on most recent years' production by country for each marine fish species being cultured, it would be useful to have a multiyear graphical perspective to more clearly see trends that are developing.c) The continued expansion of marine fish culture is dependent on new technological developments such as improved methods for sorting larval and early juvenile fish to prevent cannibalism, improved land-based recirculation systems and the need for better methods to estimate growth.d) The increasing demands for fishmeal and fish oil by aquaculture and agricultural industries has resulted in increases in prices. The high prices and the lack of opportunities to expand the capture fishery make it imperative that alternative protein and lipid sources be developed for use in feeds for aquaculture. Information on alternative sources of protein and lipid is vital to the continued

	<p>expansion of the aquaculture industry.</p> <p>e) In order to facilitate comparison of growth, survival, and other performance criteria of fish reared by various culture facilities and research groups, it is necessary to standardize various aspects of the experimental design and to incorporate reference protocols. The ICES Standard Reference Weaning Diet and enrichment emulsions are tools that can help in this regard. All members of WGMAFC are encouraged to utilize the ICES Reference Diet or enrichment emulsions in their own research programmes and to encourage other researchers to do the same.</p> <p>f) It is still necessary to provide live food organisms at first feeding for most marine fish species that are utilized in aquaculture. There are, however, very encouraging recent research results in the development of micro-diets that might shorten the period of time that live feeds are required and, perhaps, eventually permit larval marine fish to be fed prepared feeds and avoid live feeds. As a number of members of WGMAFC are involved in such research, we propose to develop a collaborative micro-diet research programme.</p> <p>g) As the marine fish culture industry grows, there will be an increasing need to develop disease control procedures such as new vaccines, improved monitoring, and other aspects of fish health. It is very important to have knowledge about the most recent developments in marine fish health research. Each newly identified disease poses a threat to the growth of the marine fish culture industry. Knowledge and the proper technique to isolate and identify each disease organism are vital tools in the fight to control these diseases. WGMAFC will review existing and emerging diseases of cultured marine fish and report on the most effective treatments to control these diseases.</p> <p>h) To ensure that fish culture is economical and to reduce contamination of the aquatic environment, it is vital to reduce the amount of feed that is wasted and not consumed by the fish. It is thus necessary to make available a complete list of procedures and methods for monitoring feeding regimens and indicate which are the most effective in improving efficient feed utilization and reducing waste.</p> <p>i) By culturing fish, as opposed to harvesting from the wild, we make a commitment to proper care of the cultured animals. There is increasing pressure to ensure that cultured animals receive humane treatment. WGMAFC will review the aspects of fish welfare in relation to marine fish culture.</p> <p>j) Though genetics is the topic for WGAGFM, WGMAFC proposes that the two groups work together to develop standard culture conditions under which strains, stocks or species might be tested to properly and consistently evaluate their performance.</p>
Relation to Strategic Plan:	Responds to Objectives 1 (d), 2 (a, d), 3 (b), 5 (a), and 7 (b, e).
Resource Requirements:	None required, other than those provided by the host institute.
Participants:	WGMAFC members
Secretariat Facilities:	None required
Financial:	None required
Linkages to Advisory Committees:	There are no direct linkages to the advisory committees.
Linkages to other Committees or Groups:	WGPDMO, WGAGFM
Linkages to other Organisations:	

ANNEX 1: LIST OF PARTICIPANTS

Name	Address	Telephone	Fax	E-Mail
Dr Stephen Baynes	Center for Environment Fisheries and Aquaculture Science, Weymouth Laboratory, Barrack Road, Weymouth, DT4 8UB, UK	+ 44 1305 206600	+ 44 1305 206601	S.M.Baynes@cefas.co.uk
Dr David Bengtson	University of Rhode Island, Dept. of Fisheries, Animal and Veterinary Sciences, Kingston RI 02881 USA	(401) 874-2668	(401) 874-401	bengtson@uri.edu
Dr Ian Bricknell	Fisheries Research Service, Marine Laboratory, P.O.Box 101, Victoria Road, Aberdeen AB11 9DB, Scotland	+44 01224 866544	+44 01224 295511	bricknellir@marlab.ac.uk
Dr John D. Castell (Chair)	Department of Fisheries & Oceans, Biological Station, 531 Brandy Cove Road, St. Andrews, NB E5B 2L9, Canada	(506) 529-5904	(506) 529-5862	castellj@mar.dfo-mpo.gc.ca
Dr Craig Clarke	Department of Fisheries & Oceans, Pacific Biological Station, Hammond Bay Road, Nanaimo, BC V9R 5K6, Canada	(250) 756-7009	(250) 756-7053	ClarkeC@pac.dfo-mpo.gc.ca
Dr Philippe Dhert	Laboratory of Aquaculture & Artemia Reference Center, Rozier 44, B9000 Gent, Belgium	+33 9 2643754	+32 9 2644193 +32 55 302871	Philippe.Dhert@rug.ac.be
Ms Alicia Garcia-Alcázar	Centro Oceanográfico de Murcia, Carretera de la Azohía s/n, 30860 Puerto de Mazarrón. Murcia. España	+B2134 968153339	+34 968153934	emilia.abellan@mu.ieo.es
Dr George Wm. Kissil	Head, Nutrition Department, National Center for Mariculture, P.O. Box 1212, Eilat 88112, Israel	972 7 636-1444	972-7-637-5761	kissil@agri.huji.ac.il
Dr Bill Koven	Israel Oceanographic & Limnological Research Ltd., National center for mariculture, P. O. Box 1212, Eilat 88112, Israel	+972 7 6361420	+972 7 6375761	koven@agri.huji.ac.il
Dr Anders Mangor-Jensen	Institute of Marine Research, Austevol Aquaculture Research Station, N-5392 Storebø, Norway	+47 5618 0342	+47 5618 0398	anders.mangor.jensen@imr.no
Ms Debbie J. Martin-Robichaud	Department of Fisheries & Oceans, Biological Station, 531 Brandy Cove Road, St. Andrews, NB E5B 2L9	(506) 529-5923	(506) 529-5862	Martin-RobichaudD@mar.dfo-mpo.gc.ca
Mr J.B. Peleteiro	Instituto Español Oceanografía, Centro Oceanográfico, Apfo 1552, E-36280 Vigo, Spain.	+34 86 492111	+34 86 492351	tito.peleteiro@vi.ieo.es
Mr Dean Perry	National Marine Fisheries Service, Milford Laboratory, 212 Rogers Avenue, Milford CT 06460, USA	(203) 579-7030	(203) 579-7070	dean.perry@noaa.gov
Dr Josianne Støttrup	Danish Institute for Fishery Research, P. O. Box 101, DK-9850 Hirtshals, Denmark	+45 33 96 32 05	+45 3396 3260	jgs@dfu.min.dk
Dr Amos Tandler	National Center for Mariculture, P.O.Box 1212, Eilat, 88112, Israel	+972-7-6361420	+972 7 6375761	tandler@agri.huji.ac.il
Dr. Edward Trippel	Department of Fisheries & Oceans, Biological Station, 531 Brandy Cove Road, St. Andrews, NB E5B 2L9	(506) 529-5937	(506) 529-5862	TrippelE@mar.dfo-mpo.gc.ca
Simon Wadsworth	Sea Fish Marine Farming Unit, Ardtoe, Arachle. Argyll, PH36 4LD, United Kingdom	+44 1967 431 213	+44 1967 431 343	Simon.Wadsworth@marine-harvest.co.uk
Dr Ken Waiwood	Landsea, St. Andrews, NB, Canada	(506) 529-3107	unknown	landsea@NB.sympatico.ca

ANNEX 1: OFFICIAL WGMAFC MEMBERS

Name	Address	Telephone	FAX	E-Mail
Prof. Hans Ackefors	Department of Zoology, University of Stockholm, S-10691 Stockholm, Sweden	unknown	unknown	Hans.Ackefors@zoologi.su.se
Dr Anders Alanärä	Vattenbruksinstitutionen, SLU, 901 Umeå, Sweden	+46 90 7867 676	+46 90 12 37 29	anders.alanara@vabr.slu.se
Dr Stephen Baynes	Center for Environment Fisheries and Aquaculture Science, Weymouth Laboratory, Barrack Road, Weymouth, DT4 8UB, UK	+ 44 1305 206600	+ 44 1305 206601	S.M.Baynes@cefas.co.uk
Dr David Bengtson	University of Rhode Island, Dept. of Fisheries, Animal and Veterinary Sciences, Kingston RI 02881 USA	(401) 874-2668	(401) 874-401	bengtson@uri.edu
Dr Björn Björnsson	Marine Research Institute, P.O. Box 1390, Skúlagata 4, IS-121 Reykavík, Iceland	354-552-0240	354-562-3790	bjornb@hafro.is
Ms M. Bleil	Institut für Ostseefischerei, An der Jägerbäk 2, D-18069 Rostock-Marienehe, Germany	unknown	unknown	no e-mail available
Dr Ian Bricknell	Fisheries Research Service, Marine Laboratory, P.O.Box 101, Victoria Road, Aberdeen AB11 9DB, Scotland	+44 01224 866544	+44 01224 295511	bricknellir@marlab.ac.uk
Dr Larry Buckley	URI/NOAA CMER Program, Graduate School of Oceanography, University of Rhode Island, Narragansett RI 02882, USA	(401) 874-6671	(401) 874-6240	lbuckley@gso.uri.edu
Dr John D. Castell (Chair)	Department of Fisheries & Oceans, Biological Station, 531 Brandy Cove Road, St. Andrews, NB E5B 2L9, Canada	(506) 529-5904	(506) 529-5862	castellj@mar.dfo-mpo.gc.ca
Mme Béatrice Chatain	IFREMER, Station de Palavas, Recherche Aquacole, Chemin de Maguelone, 34250 Palavas-Les-Flots, France	unknown	unknown	bchatain@ifremer.fr
Dr Craig Clarke	Department of Fisheries & Oceans, Pacific Biological Station, Hammond Bay Road, Nanaimo, BC V9R 5K6, Canada	(250) 756-7009	(250) 756-7053	ClarkeC@pac.dfo-mpo.gc.ca
Mr Peter Coutteau	INVE TECHNOLOGIES N.V. Oeverstraat 7, B-9200 Baasrode, Belgium	32-52-331320	32-52-334531	PeterCoutteau@compuserve.com
Dr Philippe Dhert	Laboratory of Aquaculture & Artemia Reference Center, Rozier 44, B9000 Gent, Belgium	+33 9 2643754	+32 9 2644193 +32 55 302871	Philippe.Dhert@rug.ac.be
Dr Richard Fitzgerald	Zoology Department, University College Cork, Cork, Ireland	00353 21 904050	00353 21 277922	nadc@ucc.ie
Mr I. Fjallstein	Fiskaaling P/F, Vid Air, 430 Hvalvík, Faroe Islands, Denmark	unknown	unknown	No e-mail available
Dr M. Fulton	Southeast Fisheries Center, NMFS, NOAA, 219 Fort Johnson Road, Charleston, SC 2912-9110, USA.	(803) 762-8576	(803) 762-8700	No e-mail available
Dr Jacques A. Gagné	Department of Fisheries & Oceans, Institut Maurice-Lamontagne, 850, route de la Mer, C. P. 1000, Mont-Joli, Quebec G5H 3Z4, Canada	unknown	(418) 775-0542	GagneJA@dfo-mpo.gc.ca
Mr Malcolm Gillespie	Seafish Marine Farming Unit, Ardtoe, Acharacle, Argyll, PH 36 4LD, United Kingdom	+44 1967 431 213	+44 1967 431 343	m_gillespie@seafish.co.uk
Mr Torstein Harboe	Institute of Marine Research, Austevol Aquaculture Research Station, N-5392 Storebø, Norway	+47 5618 0342	+47 5618 0398	torstein.harboe@imr.no
Mr Jens Christian Holm	Institute of Marine Research, Austevol Aquaculture Research Station, N-5392 Storebø, Norway	+47 5618 0342	+47 5618 0398	jens.christian.holm@imr.no

Name	Address	Telephone	FAX	E-Mail
Dr Bari Howell	CFAS, Conwy Laboratory, Benarth Road, Conwy, North Wales LL32 8UB, United Kingdom	+44 1492 593883	+44 1492 592123	B.R.HOWELL@cefas.co.uk
Dr Jose Iglesias	Instituto Español Oceanografía, Centro Oceanográfico, Apfo 1552, E-36280 Vigo, Spain.	+34 86 492111	+34 86 492351	jose.iglesias@vi.ieo.es
Mr P. Laussen	DIFTA, Nordsøcentert, 9850 hirtshals, Denmark	unknown	unknown	il@difta.dk
Dr Patrick Lavens	INVE Aquaculture, Hoogveld 91, 9200 Dendermonde, Belgium	32-52-259070	+32 52 259080	p.lavens@inve.be
Dr Anders Mangor-Jensen	Institute of Marine Research, Austevoll Aquaculture Research Station, N-5392 Storebø, Norway	+47 5618 0342	+47 5618 0398	anders.mangor.jensen@imr.no
Ms Debbie J. Martin-Robichaud	Department of Fisheries & Oceans, Biological Station, 531 Brandy Cove Road, St. Andrews, NB E5B 2L9	(506) 529-5923	(506) 529-5862	Martin-RobichaudD@mar.dfo-mpo.gc.ca
Dr A. Mitans	Latvian Fisheries Research Institute, Daugavgrivas Street 8, LV-1007 Tīga, Latvia	unknown	unknown	maris@mail.junik.lv
Mr T. H. Naess	Institute of Marine Research, Austevoll Aquaculture Research Station, N-5392 Storebo, Norway.	unknown	unknown	tore.naess@imr.no
Ms Ingegjerd Opstad	Institute of Marine Research, Austevoll Marine Aquaculture Station, 5392 Storebø, Norway	+47 56180342	+47 56180398	ingegjerd.opstad@imr.no
Mr Randy Penney	DFO, P.O. Box 5667, St. John's, Newfoundland A1C 5X1, Canada	(709) 772-4704	unknown	penneyra@dfo-mpo.gc.ca
Mme J. Person	IFREMER, Center de Brest, BP 70, F-29280 Plouzané, France	unknown	unknown	No e-mail available
Mr P. Pousao-Ferreira	IPIMAR, Av. 5 de Outubro, 8700 Olhao, Portugal.	unknown	unknown	no e-mail available
Dr Alice Ramos	Instituto de Investigação das Pescas do Mar, Av. 5 de Outubro, 8700 Olhao, Portugal.	unknown	unknown	aramos@ipimar.pt
Prof. Harald Rosenthal	Institut für Meereskunde an der Universität Kiel, Düsternbrooker Weg 20, D-24105 kiel, Germany.	+49 431 597 3916	unknown	hrosenthal@ifm.uni-keil.de ifm@ifm.uni-keil.de
Dr G. Scott	Southeast Fisheries Center, NMFS/NOAA 219 Fort Johnson Rd., Charleston, SC 29412-9107, USA	unknown	unknown	Geoff.Scott@NOAA.gov
Dr Patrick Sorgeloos	Laboratory of Aquaculture & Artemia Reference Center, University of Ghent. Rozier 44, B-9000 Gent, Belgium	+33 9 2643754	+32 9 2644193 +32 55 302871	patrick.sorgeloos@rug.ac.be
Dr B. Ueberschaer	Institut für Meereskunde an der Universität Kiel, Düsternbrooker Weg 20, D-24105 kiel, Germany.	unknown	unknown	bueberschaer@ifm.uni-keil.de
Mr Terje van der Meeren	Institute of marine Research, Austevoll Marine Aquaculture Station, 5392 Storebø, Norway	+47 56180342	+47 56180398	terje.van.der.meeren@imr.no
Dr U. Waller	Institut für Meereskunde an der Universität Kiel, Düsternbrooker Weg 20, D-24105 kiel, Germany.	unknown	unknown	uwaller@ifm.uni-Kiel.de

ANNEX 2: LIST OF DOCUMENTS WITH REFERENCE TO ICES DIETS OR EMULSIONS

Published Manuscripts

- Caers, M., Coutteau, P., and Sorgeloos, P. 2000. Dietary impact of algal and artificial diets, fed at different feeding rations, on the growth and fatty acid composition of *Tapes philippinarum* (L.) spat. *Aquaculture*, 170: 307–322.
- Caers, M., Coutteau, P., and Sorgeloos, P. 2000. Incorporation of different fatty acids, supplied as emulsions or liposomes, in the polar and neutral lipids of *Crassostrea gigas* spat. *Aquaculture*. In press.
- Caers, M., Coutteau, P., Cure, K., Morales, V., Gajardo, G., and Sorgeloos, P. 1999. The Chilean scallop *Argopecten purpuratus* (Lamarck, 1819): II. Manipulation of the fatty acid composition and lipid content of the eggs via lipid supplementation of the broodstock diet. *Comparative Biochemistry and Physiology (B)*, 123: 97–103.
- Caers, M., Coutteau, P., Lombeida, P., and Sorgeloos, P. 2000. The effect of lipid supplementation on growth and fatty acid composition of *Tapes philippinarum* spat. *Aquaculture*, 162: 287–299.
- Han, K., Geurden, I., and Sorgeloos, P. 2000. Enrichment strategies for *Artemia* using emulsions providing different levels of n-3 highly unsaturated fatty acids. *Aquaculture*, 183: 335–347.

Submitted Manuscripts

- Cavalli, R.O., Vanden Berghe, E., Lavens, P., Nguyen, T.T., Wille, M., and Sorgeloos, P. 2000. Ammonia toxicity as a criterion for the evaluation of larval quality in the prawn *Macrobrachium rosenbergii*. Submitted to *Comparative Biochemistry and Physiology*.
- Helland, S., Triantaphyllidis, G.V., Fyhn, H.J., Evjen, M.S., Lavens, P., and Sorgeloos, P. Modulation of the free amino acid pool and protein content in populations of the brine shrimp *Artemia*. Submitted to *Marine Biology*.

Manuscripts In Preparation

- Howell, B.R., and Logue, J.A. In prep. Long-term consequences of larval diet quality on the phenotype of later developmental stages of the sole, *Solea solea* (L.).
- League, J.A., Howell, B.R., Bell, G.Y.J., and Cossins, A.R. In prep. Effects of dietary polyunsaturated fatty acid deprivation upon tissue composition and stress tolerance in juvenile Dover sole (*Solea solea* (L.)).

Projects

- FAIR-CT96-1852 GIGANUGA: Breeding improvement of *Crassostrea gigas* by nutritional and gametogenesis control.
- INCO ERBIC18CT970188 INCO Scallop: Improvement of scallop production in rural areas.
- INCO mud crab: Requirements for n-3 HUFA and vitamins of mud crab larvae.
- Vlir – South Africa: Mud crab.

ANNEX 3: HIGH DHA (DOCOSAHEXAENOIC ACID) ENRICHMENT OF LIVE FOOD ORGANISMS USING NOVEL DHA-RICH PHOSPHOLIPIDS

Moti Harel, William Koven, Eric D. Lund, Paul Behrens and Allen R. Place

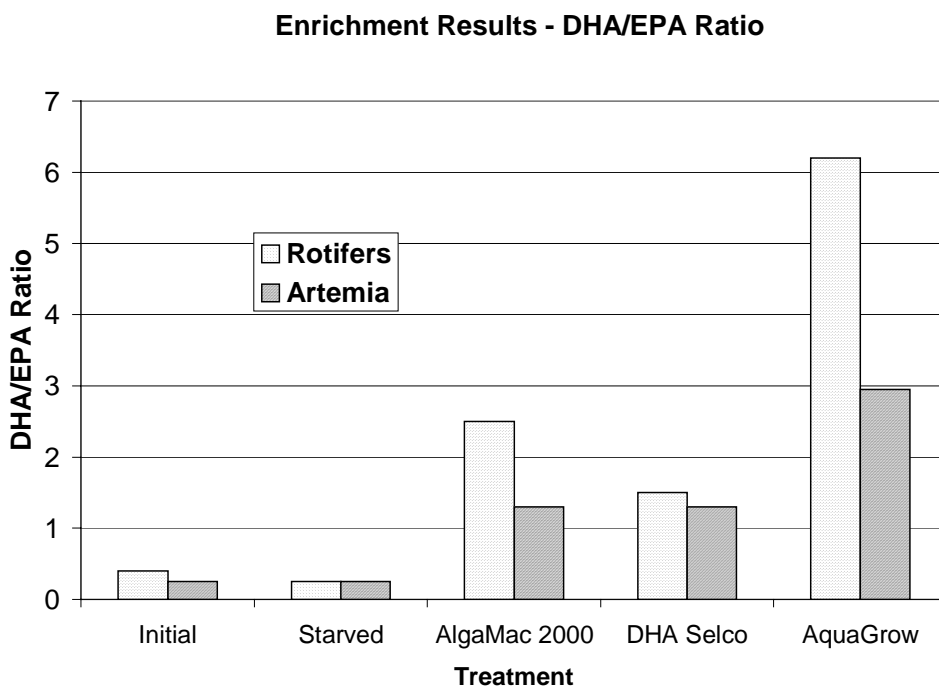
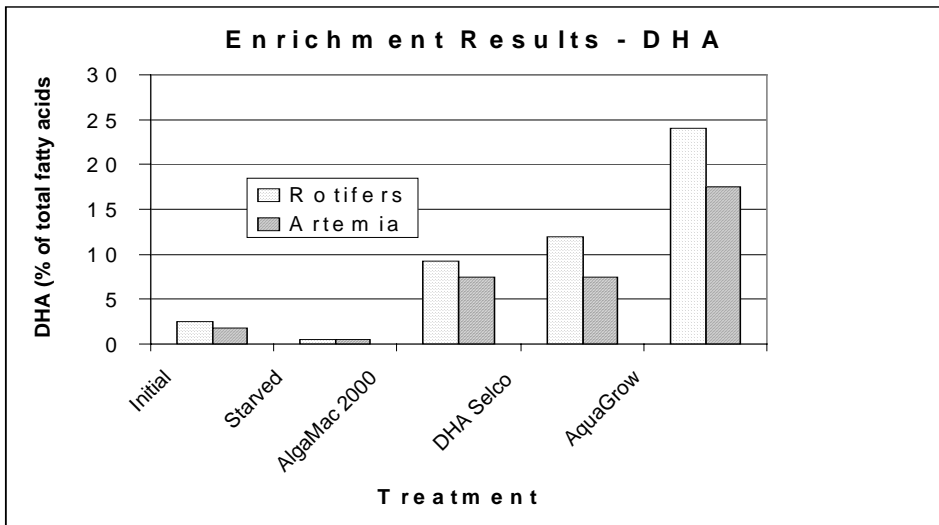
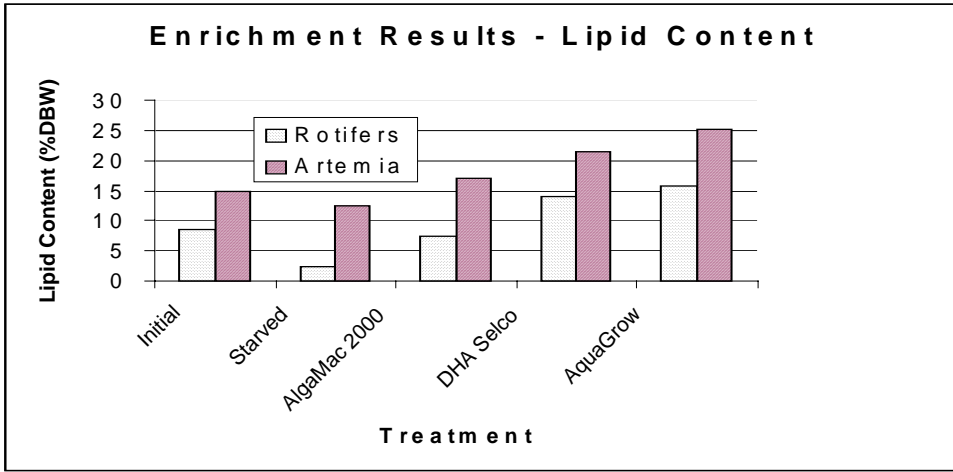
Center of Marine Biotechnology, University of Maryland
701 East Pratt St., Baltimore, MD 21202 USA

Eggs of marine fishes contain markedly high levels of DHA (docosahexaenoic acid), ranging from 10–40 % of total fatty acids, and generally a ratio of DHA:EPA (eicosapentaenoic acid) greater than 2:1. This suggests that the early development of the larvae requires high levels of DHA for optimal growth and survival. Standard enrichment procedures for rotifers and *Artemia* nauplii, however, do not provide the required levels of DHA and DHA:EPA ratios. We report that this goal has now been achieved by using a spray-dried phospholipid extract of DHA-rich *Cryptocodinium* sp. algal biomass (Martek Biosciences Corporation, Columbia, MD, USA), of which the total fatty acids are 49 % DHA and less than 0.5 % EPA.

Enrichment of stage II *Artemia* nauplii was carried out at 28–30°C, in aerated 20 ppt artificial sea water (200,000 nauplii/liter). Two equal portions of 0.3 g DHA-rich phospholipids/liter were given at time 0 and after 8 hours. A significant increase ($p < 0.05$) in nauplii lipid content from an initial level of 16.3 % to 23.7 % dry weight (DW) was obtained after 16 hrs. DHA increased from undetectable levels to 41mg/g dw (17.2 % of total fatty acids), while EPA content increased only slightly from 5 % to 6.2 % of total fatty acids. Similar enrichment patterns were also observed with the rotifer, *Brachionus plicatilis*. Using this process of DHA-rich phospholipids enrichment, feeding experiments with seabream (*Sparus aurata*) larvae demonstrated better growth and swimbladder inflation rates when fed on high DHA-enriched food organisms relative to larvae fed on food organisms enriched with other commercial preparations.

In an effort to determine the most effective molecular carrier of DHA for larval food organism enrichment, we tested the hypothesis of whether DHA-ethyl esters or DHA-containing phospholipids could improve *Artemia* enrichment. Different enrichment treatments having varying proportions of phospholipids and ethyl esters at a constant level of DHA were fed to the nauplii. A significant ($p < 0.05$) higher absorption of 31 % DHA by *Artemia* was obtained during the first 8 hrs at 10 % dietary phospholipids level compared to 5 %, while no further improvement in absorption was obtained at higher phospholipid percentages or with the addition of any level of free fatty acids. The triacylglycerol: phospholipid ratio in the nauplii was independent of this ratio in the enrichment diets ($p < 0.05$). Further results show that *Artemia* survival was not affected even at dietary phospholipid levels of 40 %. These results imply that the phospholipid extracts of DHA-rich *Cryptocodinium* sp. algal biomass provide an effective DHA enrichment of food organisms for the enhancement of growth and survival in marine fish larvae culture.

(Abstract presented at the 1998 World Aquaculture Society meeting in Las Vegas, NV.)



AquaGrow™ - Feed 15 is a spray dried nutrition product that is 15 % DHA by weight and is suitable for either aquaculture or animal feeds. It contains cells of the heterotrophically-grown alga *Crypthecodinium*, a natural aquaculture food source. The alga is grown under sterile and controlled conditions to insure a high quality, consistent product.

- Contains 30 % fat and 50 % DHA, with no EPA.
- DHA content is 15 % of the dry weight.
- Suitable as a source of DHA for aquaculture feeds (enrichment, larval and broodstock diets, finishing feed, etc.).
- Suitable as a component of animal feeds.

AquaGrow™ - AA is a spray dried aquaculture nutrition product with a high arachidonic acid content. It is a unique source of arachidonic acid that is produced by a microbial fermentation process. Production under sterile and controlled conditions provides a consistent, high quality product.

- Contains over 30 % fat and 40 % AA.
- A unique source of arachidonic acid that increases stress tolerance in some larval species.
- Ingested readily by rotifers and *Artemia*.
- Suitable as a component of larval and broodstock diets.

AquaGrow™ - Chlorella is a spray dried aquaculture nutrition product with a high DHA content. It is produced from a blend of two algae (*Crypthecodinium* and *Chlorella*) to produce a product that is high in DHA and contains the natural nutrients found in *Chlorella*. Both algae are grown under sterile and controlled conditions to insure a high quality, consistent product.

- Contains over 45 % fat and 30 % DHA, with no EPA.
- Ingested readily by rotifers and *Artemia*.
- Produces the ideal DHA:EPA ratio in zooplankton for improved larval growth and development.
- Contains the vitamins and nutrients found in *Chlorella*.
- Assimilated rapidly due to the high level of polar lipids.

AquaGrow™ Advantage is a spray dried aquaculture nutrition product with a very high DHA content. It contains cells of the heterotrophically-grown alga *Crypthecodinium*, a natural aquaculture food source. The alga is grown under sterile and controlled conditions to insure a consistent, high quality product.

- Contains over 20 % fat and 50 % DHA, with no EPA.
- Ingested readily by zooplankton.
- Provides a high level of DHA for optimal larval growth.
- Produces the ideal DHA:EPA ratio in zooplankton for improved larval growth and development.
- Stays suspended in water and does not foam.
- Suitable as a component of larval and broodstock diets.

AquaGrow™ Product Compositions

Proximate Analyses	Feed 15	AA	Chlorella	Advantage
Fat	30%	34%	46%	23%
Protein	20%	9%	19%	7%
Carbohydrate	25%	43%	18%	5%
Ash	8%	5%	10%	53%
Moisture	7%	5%	4%	3%
Fiber	8%	1%	1%	8%

Fatty Acid Profile (% of fat)	Feed 15	AA	Chlorella	Advantage
14:0 (myristic)	16	0	10	17
16:0 (palmitic)	16	15	18	16
18:1 (oleic)	8	10	29	8
20:4n-6 (AA)	0	40	0	0
20:5 (EPA)	0	0	0	0
22:5 (DPA)	0	0	0	0
22:6 (DHA)	50	3	30	50
Vitamins and Pigments	Feed 15	AA	Chlorella	Advantage
Vitamin A (U/lb.)	5,200	3,400	15,000	3,300
Vitamin C (ppm)	0	250	20	0
Vitamin D (U/lb.)	0	0	900	0
Vitamin E (mg/lb.)	0	0	110	0
Carotene (mg/lb.)	8	1.6	30	6
Xanthophyll (mg/lb.)	6	2.7	630	11
Major Minerals	Feed 15	AA	Chlorella	Advantage
Calcium	0.1%	0.1%	0.1%	0.3%
Potassium	0.65%	0.4%	0.6%	0.56%
Phosphorus	0.26%	0.1%	0.8%	0.2%
Sodium	-	1.0%	2.7%	-
Magnesium	0.14%	0.1%	0.1%	0.09%
Sulfur	0.96%	0.5%	0.4%	0.53%
Chloride	-	-	0.2%	-
Trace Minerals (ppm)	Feed 15	AA	Chlorella	Advantage
Iron	48	55	52	24
Manganese	45	25	20	22
Zinc	15	7	18	5
Copper	3	3	9	3
Cobalt	< 0.5	< 0.5	< 0.5	< 0.2
Iodine	2	1	1	6

Amino Acid Profile (% of protein)

Amino Acid	Feed 15	AA	Chlorella	Advantage
methionine	3.3	3	4	3
cystine	1.8	2	2	2
lysine	6.4	3	3	6
phenylalanine	3.3	5	4	3
leucine	6.5	7	7	7
isoleucine	4.1	3	4	4
threonine	5.4	5	5	5
valine	5.1	6	5	5
histidine	2.5	2	2	3
arginine	6.3	4	10	6
glycine	6.2	6	5	6
aspartic acid	13.2	10	9	13
serine	6.0	5	4	6
glutamic acid	12.9	16	12	13
proline	5.4	5	5	5
hydroxyproline	0.1	1	1	0
alanine	7.7	9	11	8
tryptophane		6	3	
tyrosine	3.8	2	4	4

Martek Biosciences Corporation
6480 Dobbin Road
Columbia, Maryland 21045 USA
(410) 740-0081
<http://www.martekbio.com>

ANNEX 4: PROPOSED FIELDS FOR ICES LIVE FEED NUTRIENT ANALYSES DATABASE

Field Name	Data Type	Format	Description
Source of Data	Text		In this case, source of the data. Lab where analyses were done.
Contact person	Text		Name, Address, phone fax and e-mail of contact from data source
ID Code Original	Text		Sample Id from original source of data: alphanumeric
ID Code ICES Database	Text		Sample Id in Nutrient Database Record. alphanumeric
Source of Sample	Text		Site where sample was collected, either wild or cultured etc.
Date collected	Date	MMDDYYYY	Date Sample was Collected
Date Analyzed	Date	MMDDYYYY	Date(s) sample was analyzed
Species	Text		Full Latin Name of Species
Tissue Type	Text		Whole animal or specific tissue or organ
Category	Text		Sample Category, Copepod, algae, mollusc, rotifer, etc
Age	Integer	999	Culture Age of sample in days
Weight	Float	99.99999	Weight of sample in grams (wet tissue or live weight)
Cell Density	Integer	9999999	(Algae, Rotifers, <i>Artemia</i> , Copepods etc.) cells or individuals per ml at harvest.
Tank or culture volume	Integer	999	Volume in litres of culture tank
Salinity	Float	99.9	Salinity of culture water in parts per thousand
Temperature	Float	99.9	Culture temperature °C
Photoperiod	Number	99:99	Hours of light and hours of darkness per day
Light Source	Text		Source of light (tungsten, fluorescent, natural, etc)
Light Intensity	Number	999	Light intensity in foot candles, Lux; Whatever is the standard accepted unit
Feed	Text		Description of feed or media used
Feed History	Text		Description of past feeding history.
Feeding Regimen	Text		How often and how much was fed per day
Experimental treatment	Text		Notes or comments on treatment of sample
Proximate Analysis Data			
Dry Matter Weight %	Float	99.99 %	Percentage of original weight after drying
Ash %	Float	99.99 %	Percent ash after muffling at 550 °C
Lipid %	Float	99.99 %	Percent lipid (Bigh & Dlyer or Folch extraction).
Crude Protein %	Float	99.99 %	6.25 x total nitrogen Kjeldahl procedure or C, H, N analyser.
Crude fiber %	Float	99.99 %	Percentage of crude fiber (mild acid mild base digestion dry matter minus ash)
Starch or glycogen %	Float	99.99 %	NaOH digestion, ethanol precipitation, sulphuric acid phenol colorimetric technique
Energy	Float	99.99	Kcal/g dry matter or kjouls/g dry matter
Fatty Acid Analyses			
12:0	Float	99.99 %	Fatty acid as percentage of total fatty acids
14:0	Float	99.99 %	Fatty acid as percentage of total fatty acids
14:1n-7	Float	99.99 %	Fatty acid as percentage of total fatty acids
14:1n-5	Float	99.99 %	Fatty acid as percentage of total fatty acids
15:0	Float	99.99 %	Fatty acid as percentage of total fatty acids
15:1n-8	Float	99.99 %	Fatty acid as percentage of total fatty acids
15:1n-6	Float	99.99 %	Fatty acid as percentage of total fatty acids
DMA 16:0	Float	99.99 %	Fatty acid as percentage of total fatty acids
16:0	Float	99.99 %	Fatty acid as percentage of total fatty acids
16:1n-9	Float	99.99 %	Fatty acid as percentage of total fatty acids
16:1n-7	Float	99.99 %	Fatty acid as percentage of total fatty acids
7Me-16:0	Float	99.99 %	Fatty acid as percentage of total fatty acids
16:1n-5	Float	99.99 %	Fatty acid as percentage of total fatty acids
16:2n-9	Float	99.99 %	Fatty acid as percentage of total fatty acids
16:2n-6	Float	99.99 %	Fatty acid as percentage of total fatty acids
16:2n-4	Float	99.99 %	Fatty acid as percentage of total fatty acids
16:2n-3	Float	99.99 %	Fatty acid as percentage of total fatty acids
16:3n-6	Float	99.99 %	Fatty acid as percentage of total fatty acids
16:3n-4	Float	99.99 %	Fatty acid as percentage of total fatty acids

24:1n-13	Float	99.99 %	Fatty acid as percentage of total fatty acids
24:1n-11	Float	99.99 %	Fatty acid as percentage of total fatty acids
24:1n-9	Float	99.99 %	Fatty acid as percentage of total fatty acids
24:5n-3	Float	99.99 %	Fatty acid as percentage of total fatty acids
24:6n-3	Float	99.99 %	Fatty acid as percentage of total fatty acids
Lipid class analyses			
Total Neutral Lipid	Float	99.99 %	Percentage of total lipid as neutral lipid
Total Polar Lipid	Float	99.99 %	Percentage of total lipid as polar lipid
TG	Float	99.99 %	Percentage of total lipid as triglyceride
Fatty acids %	Float	99.99 %	Percentage of total lipid as free fatty acid
Total Sterols	Float	99.99 %	Percentage of total lipid as sterols
Free sterols	Float	99.99 %	Percentage of total lipid as free sterols
Sterol esters	Float	99.99 %	Percentage of total lipid as sterol esters
Cholesterol	Float	99.99 %	Percentage of total lipid as total cholesterol
Wax esters	Float	99.99 %	Percentage of total lipid as wax ester
PC	Float	99.99 %	Percentage of total lipid as phosphatidylcholine
PE	Float	99.99 %	Percentage of total lipid as phosphatidylethanolamine
PS	Float	99.99 %	Percentage of total lipid as phosphatidylserine
PI	Float	99.99 %	Percentage of total lipid as phosphatidylinositol
Cardiolipin	Float	99.99 %	Percentage of total lipid as cardiolipin
sphingomyelin	Float	99.99 %	Percentage of total lipid as sphingomyelin
Total carotenoid	Float	99.99	mg/g of total lipid as carotenoid
Astaxanthin	Float	99.99	mg/g of total lipid as astaxanthin

Amino Acid Analyses

Arginine
 Cystine
 Histidine
 Isoleucine
 Leucine
 Methionine
 Threonine
 Tryptophane
 Valine
 Alanine
 Aspartic Acid
 Glutamic Acid
 Glycine
 Phenylalanine
 Proline
 Serine
 Tyrosine
 Taurine
 Betaine

Macro Elements

Sodium
 Potassium
 Calcium
 Phosphorus
 Magnesium
 Chlorine

Trace Elements

Iron
 Copper
 Cobalt
 Iodine
 Manganese
 Zinc

Selenium
Molybdenum
Fluorine
Silicone
Tin
Vanadium
Nickel
Silver

Fat-soluble Vitamins

Vitamin A	Floating	99.99	mg/kg dry matter or (International units per kg diet)
Vitamin E	Floating	99.99	mg/kg diet of Alpha Tocopherol (or International Units per kg dry matter)
Vitamin D2	Floating	99.99	mg/kg or International Units per kg dry matter
Vitamin D3	Floating	99.99	mg/kg or International Units per kg dry matter
Vitamin K	Floating	99.99	mg/kg or International Units per kg dry matter

Water-soluble Vitamins

Vitamin C (Ascorbic acid)	Floating	99.99	Ascorbic acid equivalents mg/kg dry matter
Thiamine	Floating	99.99	Thiamine mg/kg per kg dry matter
Riboflavin	Floating	99.99	Riboflavin mg/kg per kg dry matter
Nicotinic Acid or Niacin	Floating	99.99	Niacin mg/kg per kg dry matter
Pyridoxine	Floating	99.99	Pyridoxine mg/kg per kg dry matter
Pantothenic Acid	Floating	99.99	Pantothenic acid mg/kg per kg dry matter
Biotin	Floating	99.99	Biotin mg/kg per kg dry matter
Folic Acid	Floating	99.99	Folacin or folic acid mg/kg per kg dry matter
Vitamin B12 (Cyanocobalamin)	Floating	99.99	Cobalamin mg/kg per kg dry matter
Choline	Floating	99.99	Choline mg/kg per kg dry matter
Inositol	Floating	99.99	Inositol mg/kg per kg dry matter

APPENDIX 1: ICES STANDARD WEANING DIET

The establishment of a standard reference diet has been considered by various working groups dealing with the standardization of nutrition research as one of the most important steps in facilitating direct comparison of results among laboratories, experiments and species (Castell *et al.*, 1989; ICES, 1993) and has recently been recommended by the International Council for the Exploration of the Sea (ICES) Working Group on Marine Fish Culture (WGMAFC) (before 1996, the Working Group on Mass Rearing of Juvenile Fish) during its sixth meeting in Conwy, UK from 22–24 June 1995 (ICES, 1995).

In this context, the Laboratory of Aquaculture & *Artemia* Reference Center makes available a batch of a reference diet (Annex 1) for performing an interlaboratory study of fatty acid requirements of marine fish during weaning and first on-growing. The diet is available in a range of particle sizes as an extruded nucleus containing low levels of lipid and n-3 HUFA (respectively, 6.4 % and < 0.35 % of dry diet). The essential lipid fraction of the diet is added by coating with a concentrated emulsion in a blender followed by drying (Annex 2). Development of the diet is described for European sea bass (*Dicentrarchus labrax*) in Coutteau *et al.* (1995, 1996) and similar studies for turbot (*Scophthalmus maximus*) are being prepared for publication.

The standard diet may be used for two purposes:

- 1) as a **reference** diet for a series of experiments (ie to compare growth under various experimental conditions). This would imply the selection of a standard, fixed formulation for the coated fraction. At present, we recommend the diet formulation containing 2.5 % of n-3 HUFA.
- 2) as a standard diet to study lipid requirements (fatty acids, but also other lipophilic compounds such as vitamin E, phospholipids). The composition of the diet can be modified by varying the composition of the coated fraction.

The diet is available at cost as:

- 1) extruded nucleus (for composition see Table 2), allowing the participating laboratory to apply its own formulation/technique to add the coated fraction.
- 2) specific formulations prepared at ARC; for example, diets ranging in content of n-3 HUFA can be made available upon request.

REFERENCES

- Castell, J.D., Kean, J.V., D'Abramo, L.R., and Conklin, D.E. 1989. Evaluation of two formulations for use as a standard reference diet for Crustacean Nutrition Research. *Journal of the World Aquaculture Society*, 20: 93–99.
- Coutteau, P., Van Stappen, G. and Sorgeloos, P. 1995. A standard experimental diet for the study of fatty acid requirements of weaning and first on-growing stages of the European sea bass *Dicentrarchus labrax* L.: selection of the basal diet. *ICES Marine Science Symposia*, 201: 130–137.
- Coutteau, P., Van Stappen, G., and Sorgeloos, P. 1996. A standard experimental diet for the study of fatty acid requirements of weaning and first on-growing stages of the European sea bass *Dicentrarchus labrax* L.: comparison of extruded and extruded/coated diets. *Archives of Animal Nutrition*, 49: 49–59.
- Coves, D., Dewavrin, G., Breuil, G., Devauchelle, N., 1991. Culture of sea bass (*Dicentrarchus labrax* L.). *Handbook of Mariculture*. Vol. II. Finfish Aquaculture, pp. 3–20. Ed. by J.P. McVey. CRC Press, Inc., Boca Raton, Florida.
- ICES. 1993. Report of the Working Group on Mass Rearing of Juvenile Marine Fish. ICES CM 1993/F:8.
- ICES, 1994. Report of the Working Group on Mass Rearing of Juvenile Marine Fish. ICES CM 1994/F:6.
- ICES, 1995. Report of the Working Group on Mass Rearing of Juvenile Marine Fish, ICES CM 1995/F:4.
- Kanazawa, A., Koshio, S., and Teshima, S. 1989. Growth and survival of larval red sea bream *Pagrus major* and Japanese flounder *Paralichthys olivaceus* fed microbound diets. *Journal of the World Aquaculture Society*, 20:31–37.

ANNEX 1: CHARACTERISTICS OF BATCH ICES895

ICES895 is the most recent batch of extruded nucleus of the ICES reference diet (stored under N₂ in the freezer).

1) Composition

Dry matter	94.6
(% dry wt.)	
Total lipid (Folch)	6.4
Protein (Kjeldahl)	63.0
Ash	6.6
Background total (n-3) HUFA	<0.35

2) Water stability

after 1 h leaching test at 25 °C at 1 g/40 ml aq. des.

Insoluble dry matter: 77.5 %

3) Available fractions

Size range (mm)	Total Quantity (5 January 1995; kg)
200–300	20
300–500	65
500–800	70
800–1200	10
>1200	40

ANNEX 2: PREPARATION OF THE DIET AT ARC

EXAMPLE OF FORMULATION OF DIET CONTAINING 2.5 % (N-3) HUFA

1) Formulation (g per 100 g of final diet)

Extruded diet	92.465 dry nucleus (i.e., 97.76 product)#
Total coated fraction	7.533
Phospholipids ¹	2
Oil 50 ²	5
Hydrogenated coconut oil ³	0
Emulgator blend ⁴	0.5
Ethoxyquin ⁵	0.015
Vitamin E ⁶	0.02
Aq. deion. to make emulsion	20

(1), (3), (4), (5), (6): see formulation of the standard diet (Annex 3); (2) concentrate of ethyl esters with approximately 50 % (n-3) HUFA (INVE Aquaculture N.V., Belgium); (#) correction for water content in extruded nucleus

2) Preparation protocol

- emulsify coated fraction in 20 g of deionized water per 100 g of final product
- coat extruded nucleus homogeneously with emulsion (by nozzling or slowly dripping the concentrated emulsion in a planetary mixer)
- rinse the beaker and/or tubing of nozzle with a few ml of water and add the rinsing water to the diet
- dry the diet (in fluidized bed at incoming air 70 °C, product temperature initially 20 °C, 94 % dry matter reached after approximately 25 min when the product temperatures reaches 60 °C)

ANNEX 3: FORMULATION OF THE STANDARD DIET (BATCH ICES895)

COMPOSITION	% of diet
extruded basal diet	92.465
codfish powder ¹	24
egg white albumin ²	11
whey protein concentrate ³	11
isolated soy protein ⁴	11
hemoglobin powder ⁵	4
wheat gluten ⁶	3
a-cellulose ⁷	2.255
native corn starch ⁸	13
hydrogenated coconut oil ⁹	4
emulgator blend ¹⁰	0.4
vitamin premix ¹¹	2
vitaminC ¹²	0.4
choline chloride ¹³	1
mineral premix ¹⁴	2
attractant premix ¹⁵	3
asthaxanthine ¹⁶	0.1
calcium propionate ¹⁷	0.3
BHT ¹⁸	0.005
BHA ¹⁹	0.005
additional coated fraction	7.533
de-oiled soya lecithin ¹⁹	2
oil mixture ²⁰	5
emulgator blend ¹⁰	0.5
ethoxyquin ²¹	0.015
vitamin E ²²	0.02

(1) code 0271, Rieber & Son A/S, Norway; (2) type HG/LW, Orffa Belgium N.V., Belgium; (3) LACPRODAN-80, Orffa Belgium N.V., Belgium; (4) SUPRO 500E, Protein Technologies International, Belgium; (5) VEPRO 95 PHF, Veos N.V., Belgium; (6) BIOGLUTEN, Amylum N.V., Belgium; (7) Sigma C8002; (8) SNOWFLAKE 03401, Orffa Belgium N.V.; (9) cocos 32/34, Vandemoortele N.V., Belgium; (10) glycerol mono-oleate/sorbitan monostearate (1:1); (11) according to Coves et al. (1991), Roche, Belgium; (12) MG-L-ascorbyl-2-polyphosphate, STAY-C, Roche, Belgium; (13) 50% purity, INVE Aquaculture N.V., Belgium; (14) according to Coves et al. (1991); (15) according to Kanazawa et al.(1989); (16) CAROPHYL PINK, Roche, Belgium; (17) Orffa Belgium N.V., Belgium; (18) Federa, Belgium; (19) EMULPUR N, Lucas Meyer N.V., Belgium; (20) see preparation of the diet at ARC for example (21) 1,2-dihydro-6-ethoxy-2,2,4-trimethylquinolin, Sigma E8260; (22) dl-a-tocopherol-acetate, Roche, Belgium;

(c) Copyright 1998 - Laboratory of Aquaculture & Artemia Reference Center and Academic Computing Center - University of Ghent, Belgium

APPENDIX 2: ICES ENRICHMENT EMULSIONS

Following recommendation 3 of the International Council for the Exploration of the Sea (ICES) - Working Group on Mass Rearing of Juvenile Fish (Bergen, Norway 21-23, 1993; ICES 1994), two series of experimental emulsions have been prepared to study (n-3) Highly Unsaturated Fatty Acid (HUFA) requirements in marine fish larvae through the bioencapsulation technique.

A first set (Table 1) consists of emulsions differing in the concentration of (n-3) HUFA (0, 30 or 50 %) with a constant ratio between eicosapentaenoic acid (EPA) and docosahexaenoic acid (DHA). The latter series could be used to manipulate overall (n-3) HUFA concentrations in live feed.

A second set (Table 2), which could be used to study the effect of DHA/EPA ratio in live food on the production success, contains a level of 30 % (n-3) HUFA with the DHA/EPA ratio equal to 0.6 and 4. The emulsions are of the Selco type and contain lipid (62 % on wet weight basis), vitamins (Table 3), antioxidants, preservatives, emulgators and water.

The present set of ICES Reference Emulsions are now available for an interlaboratory nutritional study with different marine species. Limited quantities (up to a few kg) can be supplied at cost (around 5000BEF/kg, shipment not included). It would be most appreciated if the results would be exchanged in order to report briefly on the application of the emulsions at the next WG meeting.

In addition to the formulations of the ICES emulsions (coded as ICES ././C/.), two Experimental ICES emulsions (i.e., ICES 30/0.6/E/1 and 50/0.6/E/1) have been made available which do not contain any formulated vitamins. This would allow to add vitamins (e.g., E, C) to the emulsions as required for nutritional studies using live food enrichment.

REFERENCES

- Castell, J.D., Kean, J.V., D'Abramo, L.R., and Conklin, D.E. 1989. Evaluation of two formulations for use as a standard reference diet for Crustacean Nutrition Research. *Journal of the World Aquaculture Society*, 20: 93–99.
- Coutteau, P., Van Stappen, G., and Sorgeloos, P. 1995. A standard experimental diet for the study of fatty acid requirements of weaning and first on-growing stages of the European sea bass *Dicentrarchus labrax* L.: selection of the basal diet. *ICES Marine Science Symposia*, 201:130–137.
- Coutteau, P., Van Stappen, G., and Sorgeloos, P. 1996. A standard experimental diet for the study of fatty acid requirements of weaning and first on-growing stages of the European sea bass *Dicentrarchus labrax* L.: comparison of extruded and extruded/coated diets. *Archives of Animal Nutrition*, 49:49–59.
- Coves, D., Dewavrin, G., Breuil, G., and Devauchelle, N., 1991. Culture of sea bass (*Dicentrarchus labrax* L.). *Handbook of Mariculture. Vol. II. Finfish Aquaculture*, pp. 3-20. Ed. by J.P. McVey. CRC Press, Inc., Boca Raton, Florida.
- ICES. 1993. Report of the Working Group on Mass Rearing of Juvenile Marine Fish. ICES CM 1993/F:8.
- ICES, 1994. Report of the Working Group on Mass Rearing of Juvenile Marine Fish. ICES CM 1994/F:6.
- ICES, 1995. Report of the Working Group on Mass Rearing of Juvenile Marine Fish. ICES CM 1995/F:4.
- Kanazawa, A., Koshio, S., and Teshima, S. 1989. Growth and survival of larval red sea bream *Pagrus major* and Japanese flounder *Paralichthys olivaceus* fed microbound diets. *Journal of the World Aquaculture Society*, 20:31–37.

TABLE 1: APPROXIMATE FATTY ACID PROFILE OF ICES EMULSIONS

Set 1	sum (n-3) HUFA (% of total fatty acids)		DHA/EPA ratio		major lipid class*
ICES 0/-/C	0	variable	-	constant	TG
ICES 30/0.6/C	30		0.6		TG
ICES 50/0.6/C	60		0.6		EE
Set 2	sum(n-3) HUFA (mg/g DW)		DHA/EPA ratio		major lipid class*
ICES 30/0.6/C	300	constant	0.6	variable	TG
ICES 30/4/C	300		4		TG

Fatty acid composition is available per batch. Batch number (#) and production date (. / . / .) are indicated in the label, for example "ICES 30/2/C/#. / . / ."

*: TG=triglycerides, EE=ethylesters

TABLE 2: APPROXIMATE FATTY ACID PROFILE OF ICES EMULSIONS

Set 1	sum (n-3) HUFA (% of total fatty acids)		DHA/EPA ratio		major lipid class*
ICES 0/-/C	0	variable	-	constant	TG
ICES 30/0.6/C	30		0.6		TG
ICES 50/0.6/C	60		0.6		EE
Set 2	sum(n-3) HUFA (mg/g DW)		DHA/EPA ratio		major lipid class*
ICES 30/0.6/C	300	constant	0.6	variable	TG
ICES 30/4/C	300		4		TG

Fatty acid composition is available per batch. Batch number (#) and production date (. / . / .) are indicated in the label, for example "ICES 30/2/C/#. / . / ."

*: TG=triglycerides, EE=ethylesters

TABLE 3: VITAMIN COMPOSITION OF ICES ENRICHMENT EMULSIONS

added vitamins (background levels in used fish oils is low)	mg/kg Wet Weight
vitamin C	800
vitamin E	3600
vitamin A	200000
vitamin D3	20000