

Wes vicom. Land. omisch Sted. bureau  
Brugge No. 15 / Boek



P3


# MYRMELEONTIDAE

BY

P. ESBEN - PETERSEN (Silkeborg)

Distribué le 31 décembre 1931.

Vol. IV, fasc. 2 (1).



## MYRMELEONTIDAE

BY

P. ESBEN-PETERSEN (Silkeborg)

---


It has given me much pleasure to look over the material of *Neuroptera Planipennia* collected by the expedition of S. A. R. the Prince of Belgium to oriental India, and below I give a short account concerning it.

### *Myrmeleon sagax papuensis* WEELE.

WEELE, *Notes from Leyden Museum*, vol. XXXI, p. 35, 1909.

1 ♀, Sakoemi, New Guinea, 12.III.1929.

This subspecies of the wide-spread oriental species *Myrmeleon sagax* Walker is described from a specimen from New Guinea. The female specimen, mentioned above, agrees exactly with the description given by Weele. The



*Myrmeleon sagax papuensis* Weele.

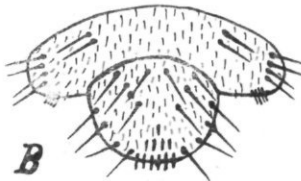
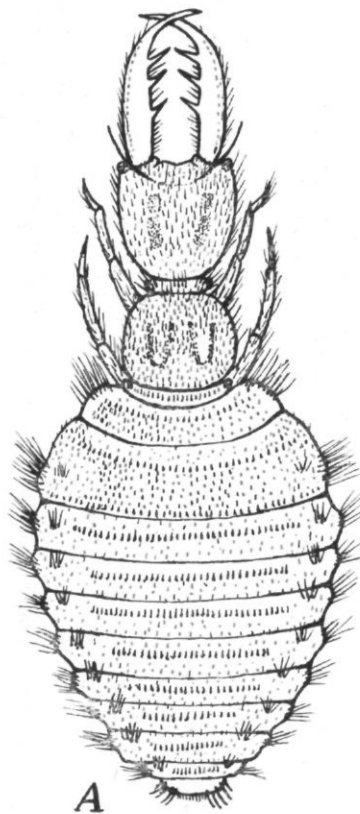
wings of the subspecies are somewhat broader than in the true *sagax*. Face and vertex are black, and the pale markings on head and thorax rather indistinct. In the costal area of the forewings only a few cross veins before *pterostima* are connected one to another by a row of small veins. Between *Cu 1a* and the pos-

terior Banksian line of the forewing two rows of cells; in the true *sagax* as a rule three rows.

The subspecies seems to be a very scarce one, and I do not know any other records about its occurrence.

#### **Myrmeleon-larva.**

Pale brownish yellow. On the head four pale brown spots, and on the prothorax two indistinct pale brown V-shaped markings. The two groups of ocelli brown, and each group placed at the front angles of the head.



#### *Myrmeleon-larva.*

A. Seen from above.

B. Tip of abdomen (more enlarged)  
seen from below.

Mandibles strong; the apical third part of each mandible pointed and curved inwards; inner edge provided with three strong dents and a row of strong bristles, which are shorter than the dents.

Antennae thread-like and brownish yellow. Meso- and metathorax and abdomen without markings, but with transversely placed rows of short brownish bristles and with laterally placed tufts of long brownish hairs and bristles. Legs with long brown hairs and shorter bristles.

5 larvae, Menado, Celebes, 13-II-1929.

The larvae undoubtedly belong to a species within the tribe *Myrmeleonini*, and they bear some likeness to those of *Myrmeleon formicarius*, but as our knowledge of the larvae of the *Myrmeleontidae* is still scarce and fragmentary, nothing certain can be said concerning the classification of the larvae mentioned here.

---

## LITERATURE

---

- WALKER, FRANCIS, 1853. *List of Neuropt. Insects in British Museum*, part. II.
- REDTENBACHER, JOSEF, 1884. *Uebersicht der Myrmeleoniden-Larven*. (Denkschriften der mat.-naturwissensch. Classe der kaiserl. Akademie d. Wissensch., Bd. XLVIII.)
- VAN DER WEELE, Dr H. W., 1909. *Mecoptera and Planipennia of Insulinde*. (Notes from Leyden Museum, vol. XXXI.)
- ESBEN-PETERSEN, P., 1913. *H. Sauter's Formosa-Ausbente. Planipennia II, Megaloptera and Mecoptera*. (Entomol. Mitteilungen, Bd. II.)
-