

SMITHSONIAN INSTITUTION
UNITED STATES NATIONAL MUSEUM

Bulletin 100
VOLUME 14, PART 4

CONTRIBUTIONS TO THE BIOLOGY OF THE
PHILIPPINE ARCHIPELAGO AND
ADJACENT REGIONS

COPEPODS GATHERED BY THE UNITED STATES
FISHERIES STEAMER "ALBATROSS" FROM 1887
TO 1909, CHIEFLY IN THE PACIFIC OCEAN

BY
CHARLES BRANCH WILSON



UNITED STATES
GOVERNMENT PRINTING OFFICE
WASHINGTON : 1950



CONTENTS

	Page
Foreword.....	vii
Introduction.....	141
Completion of specific characters.....	142
Other comparable collections.....	143
Systematic references.....	145
The number of species.....	146
Nets and methods of collection.....	146
General conclusions.....	147
The species collected.....	151
Genus <i>Acartia</i> Dana.....	151
Genus <i>Acrocalanus</i> Giesbrecht.....	157
Genus <i>Aegisthus</i> Giesbrecht.....	158
Genus <i>Aetideus</i> Brady.....	159
Genus <i>Amalophora</i> T. Scott.....	159
Genus <i>Amallothrix</i> Sars.....	159
Genus <i>Amenophia</i> Boeck.....	163
Genus <i>Anomalocera</i> Templeton.....	163
Genus <i>Arietellus</i> Giesbrecht.....	165
Genus <i>Augaptilus</i> Giesbrecht.....	170
Genus <i>Bathycalanus</i> Sars.....	171
Genus <i>Bathypontia</i> Sars.....	171
Genus <i>Bradyidius</i> Giesbrecht.....	172
Genus <i>Calanoides</i> Brady.....	174
Genus <i>Calanopia</i> Dana.....	174
Genus <i>Calanus</i> Leach.....	177
Genus <i>Caligus</i> Müller.....	178
Genus <i>Calocalanus</i> Giesbrecht.....	179
Genus <i>Candacia</i> Dana.....	180
Genus <i>Canthocalanus</i> A. Scott.....	184
Genus <i>Centraugaptilus</i> Sars.....	185
Genus <i>Centropages</i> Krøyer.....	185
Genus <i>Cephalophanes</i> Sars.....	188
Genus <i>Chiridiella</i> Sars.....	188
Genus <i>Chiridius</i> Giesbrecht.....	189
Genus <i>Chirundina</i> Giesbrecht.....	189
Genus <i>Clausocalanus</i> Giesbrecht.....	190
Genus <i>Clytemnestra</i> Dana.....	190
Genus <i>Conaea</i> Giesbrecht.....	191
Genus <i>Copilia</i> Dana.....	191
Genus <i>Cornucalanus</i> Wolfenden.....	192
Genus <i>Corycaeus</i> Dana.....	192
Genus <i>Cryptopontius</i> Giesbrecht.....	197
Genus <i>Cymbasoma</i> I. C. Thompson.....	197
Genus <i>Dactylopusia</i> Norman.....	198
Genus <i>Disseta</i> Giesbrecht.....	198
Genus <i>Drepanopus</i> Brady.....	200
Genus <i>Dysgamus</i> Steenstrup and Lütken.....	201

The species collected—Continued

	Page
Genus <i>Ectinosoma</i> Boeck	202
Genus <i>Euaetideus</i> Sars	202
Genus <i>Euaugaptilus</i> Sars	204
Genus <i>Eucalanus</i> Dana	207
Genus <i>Euchaeta</i> Philippi	211
Genus <i>Euehirella</i> Giesbrecht	218
Genus <i>Farrania</i> Sars	226
Genus <i>Farranula</i> Wilson	227
Genus <i>Gaetanus</i> Giesbrecht	229
Genus <i>Gaidius</i> Giesbrecht	233
Genus <i>Gaussia</i> Wolfenden	235
Genus <i>Holoptilus</i> Giesbrecht	235
Genus <i>Harpacticus</i> Milne Edwards	237
Genus <i>Hemirhabdus</i> Wolfenden	238
Genus <i>Heteramella</i> Sars	238
Genus <i>Heteroptilus</i> Sars	238
Genus <i>Heterorhabdus</i> Giesbrecht	239
Genus <i>Heterostylites</i> Sars	241
Genus <i>Isochaeta</i> Giesbrecht	241
Genus <i>Labidocera</i> Lubbock	241
Genus <i>Lepeophtheirus</i> Nordmann	250
Genus <i>Lophothrix</i> Giesbrecht	250
Genus <i>Lubbockia</i> Claus	254
Genus <i>Lucicutia</i> Giesbrecht	254
Genus <i>Macandrewella</i> A. Scott	257
Genus <i>Macrosetella</i> A. Scott	262
Genus <i>Mecynocera</i> I. C. Thompson	262
Genus <i>Megacalanus</i> Wolfenden	262
Genus <i>Mesorhabdus</i> Sars	263
Genus <i>Metridia</i> Boeck	263
Genus <i>Microsetella</i> Brady and Robertson	266
Genus <i>Miracia</i> Dana	266
Genus <i>Monacilla</i> Sars	266
Genus <i>Monstrilla</i> Dana	267
Genus <i>Mormonilla</i> Giesbrecht	268
Genus <i>Nannocalanus</i> Sars	268
Genus <i>Neocalanus</i> Sars	269
Genus <i>Oculosetella</i> Dahl	269
Genus <i>Oithona</i> Baird	270
Genus <i>Oithonina</i> Sars	271
Genus <i>Oncaea</i> Philippi	271
Genus <i>Onchocalanus</i> Sars	273
Genus <i>Pachos</i> Stebbing	274
Genus <i>Pachyptilus</i> Sars	274
Genus <i>Paracalanus</i> Boeck	275
Genus <i>Paraugaptilus</i> Wolfenden	275
Genus <i>Parcuchacia</i> A. Scott	276
Genus <i>Paroithona</i> Farran	285
Genus <i>Pennella</i> Oken	285
Genus <i>Phaenna</i> Claus	285
Genus <i>Phyllopus</i> Brady	286
Genus <i>Pleuromamma</i> Giesbrecht	289

The species collected—Continued	Page
Genus <i>Pontella</i> Dana.....	290
Genus <i>Pontellina</i> Dana.....	303
Genus <i>Pontellopsis</i> Brady.....	303
Genus <i>Pontoptilus</i> Sars.....	314
Genus <i>Pseudanthessus</i> Claus.....	315
Genus <i>Pseudeuchaeta</i> Sars.....	316
Genus <i>Pseudocalanus</i> Boeck.....	316
Genus <i>Pseudochirella</i> Sars.....	317
Genus <i>Pseudophaenna</i> Claus.....	318
Genus <i>Ratania</i> Giesbrecht.....	318
Genus <i>Rhincalanus</i> Dana.....	318
Genus <i>Robertsonia</i> Brady.....	319
Genus <i>Sapphirina</i> J. V. Thompson.....	319
Genus <i>Scaphocalanus</i> Sars.....	324
Genus <i>Scolecithricella</i> Sars.....	331
Genus <i>Scolecithrix</i> Brady.....	335
Genus <i>Scolecocalanus</i> Farran.....	336
Genus <i>Scottocalanus</i> Sars.....	337
Genus <i>Spinocalanus</i> Giesbrecht.....	341
Genus <i>Stephos</i> T. Scott.....	341
Genus <i>Temora</i> Baird.....	342
Genus <i>Temorites</i> Sars.....	343
Genus <i>Tigriopus</i> Norman.....	344
Genus <i>Tortanus</i> Giesbrecht.....	345
Genus <i>Undeuchaeta</i> Giesbrecht.....	347
Genus <i>Undinula</i> A. Scott.....	348
Genus <i>Valdiviella</i> Steuer.....	350
Genus <i>Vetatoria</i> Wilson.....	351
Genus <i>Xanthocalanus</i> Giesbrecht.....	351
List of new species described in this paper.....	351
Lists of copepods collected, arranged by stations.....	352
A. Surface tow-net stations, 1887-1888.....	352
B. Tanner intermediate tow-net stations, 1893 [1894].....	358
C. Townsend intermediate and surface tow-net stations, 1895.....	360
D. Dredging and trawling stations, 1884-1909.....	364
E. Hydrographic stations, 1889 and 1891.....	423
F. Unnumbered localities.....	429
Literature cited.....	433

FOREWORD

DR. CHARLES BRANCH WILSON, author of this work, died on August 18, 1941. A brief obituary was published in *Science*, volume 94, pages 358-359, October 17, 1941. More intimate biographical notes formed a memorial supplement to the *Westfield, Mass., High School Herald*, volume 54, No. 1, October 17, 1941; the subject of an obituary note in *The Colby Alumnus*, volume 31, No. 2, pages 21-22, November 15, 1941; and a biographical note in the *National Cyclopaedia of American Biography*, by Dr. Wilson's son, Carroll A. Wilson.

Inasmuch as the manuscript of this paper was not given editorial attention while Dr. Wilson was still living, special pains have been taken to check references, occurrences, station records, and lists of species collected. In this task I was assisted by Miss Lucile McCain, of the office of the head curator of zoology, United States National Museum, who also prepared the list of literature cited; by Mrs. Mildred S. Wilson,¹ formerly assistant curator of the Museum's division of marine invertebrates, who checked parts of the collection and verified certain identifications; and by Miss Gladys O. Visel, of the editorial division of the Smithsonian Institution. Such notes, emendations, and corrections as I have made, other than this foreword, are generally followed by the initials W. L. S. and are usually enclosed in brackets. Notes supplied by Mrs. Wilson have been similarly dealt with and are initialed M. S. W. Mrs. Wilson also contributed the references made to two important works by R. B. Seymour Sewell (1913; 1929, 1932) dealing with the copepod fauna of the Indian seas that apparently escaped Dr. Wilson's attention. Sewell anticipated several of Dr. Wilson's first Pacific records for certain Atlantic species.

The manuscript as received from Dr. Wilson contained no references to original descriptions of species or a list of literature cited. These omissions were supplied here at the National Museum. Besides preparing the "Literature Cited," Miss McCain checked the citations against the original publications in every instance where these were obtainable in this country.

Because of their pertinency, Dr. Wilson included his identifications of the copepods from several Pacific stations occupied by Alexander Agassiz in November and December 1897, while cruising through the Fiji Islands aboard the *Yaralla* (*cf.* List of Copepods Collected, p. 429). Also included are two species not collected by the *Albatross*, as well as non-*Albatross* material of a third species that Dr. Wilson

¹ Mrs. Charles Sawyer Wilson, not related to Dr. Charles Branch Wilson.

found expedient to publish in this report. The first two are *Acartia tumida* Willey (p. 155) and *Tigriopus incertus* Smirnov (p. 344); the third is *Augaptilus glacialis* Sars (p. 170). Figures 311-316 and 318-322 (pl. 22), together with the accompanying text, have been omitted, for while they represent two species of fresh-water copepods collected by Dr. Wilson they are not properly part of this report on marine plankton, nor are they a part of the *Albatross* collections. Figures 18, 19, 20, 205, 206, 222, 266, 270, 420, 440, 444, 489, and 538, were found to be incorrect in certain particulars, and a few of these have been deleted. Seven species, represented among unrecorded lots of material that Dr. Wilson had determined and labeled, for some reason failed of mention in the text of his manuscript. These are entered in alphabetical sequence in the discussion of the species, together with the number of the station from which he recorded them and bracketed comment. They are, with the National Museum catalog numbers, the following: *Bradyidius armatus* (78848), *Drepanopus forcipatus* (79441), *Haloptilus bulliceps* (73928), *Lubbockia brevis* (73970), *Metridia macrura* (74391), *Ratania flava* (74107), and *Tortanus recticauda* (78844).

Twenty-six stations with their accompanying lists of species identified were removed from the manuscript, as the stations were cited by number only and it was not possible to assign them to the proper D. or H. series in the absence of the original field labels, which apparently were not retained when the plankton samples were sorted. The species identified from these particular stations, though not published, are available in the catalogs and reference files of the Division of Marine Invertebrates, United States National Museum. The numbers of these stations are: 101, 136, 1870, 1919, 2369, 2374, 2456, 2750, 2763, 2796, 2928, 2939, 3195, 3587, 3594, 3596, 3597, 3599, 3621, 3628, 3710, 3790, 3827, 3857, 3869, 3986.

Of 15 species discussed in the text no specimens appear to have been saved or segregated by Dr. Wilson. They are:

Amallothrix arcuata
Centropages bradyi
Disseta maxima
Euaugaptilus rigidus
Farrania oblonga
Gaetanus inermis
Metridia gerlachei
Parenchacta exigua

Pontella cecami
Pontellopsis bitumida
Pseudochirella divaricata
Sapphirina sinuicauda
Scaphocalanus angulifrons, male
Scaphocalanus robustus
Scolecithricella minor

In Dr. Wilson's report on "The Copepods of the Plankton Gathered during the Last Cruise of the *Carnegie*" (Carnegie Inst. Washington Publ. 536, p. 176, 1942), W. A. Gosline, of Stanford University, noticed that Wilson's new generic name *Carnegiella* had been used some years

before by Eigenmann (Ann. Carnegie Mus., vol. 6, No. 1, p. 13, 1909) for a new genus of fish. I here propose **Carnegietta**, genotype *C. gracilis* (Wilson), for the preoccupied genus, in order to carry out Dr. Wilson's manifest desire so to honor the late Andrew Carnegie, generous patron of science.

All Dr. Wilson's records and his extensive library of copepod literature were bequeathed to the Division of Marine Invertebrates, United States National Museum, Washington, D. C. It is hoped that the recipients of this posthumous work of Dr. Wilson's will continue to contribute all publications of their own dealing with copepods or marine biology to the Wilson library at the National Museum, in order that it may be made as complete as possible.

WALDO L. SCHMITT,
Head Curator, Department of Zoology
U. S. National Museum

JUNE 1949.



COPEPODS GATHERED BY THE UNITED STATES FISHERIES STEAMER "ALBATROSS" FROM 1887 TO 1909, CHIEFLY IN THE PACIFIC OCEAN

By CHARLES BRANCH WILSON

INTRODUCTION

The United States Fisheries steamer *Albatross* made her first voyage in 1883. The vessel was designed chiefly for the investigation of fisheries and fishing grounds, and in connection with this work it did a great deal of dredging and tow-netting. Thus large collections of the oceanic fauna and flora were gradually accumulated, some of which were submitted to various specialists for identification and report, while others were stored for future study. The latter was the fate of the copepods, which remained unidentified except for the few Atlantic species that were studied by Richard Rathbun, who gave special attention to their colors when alive. These Atlantic forms, together with Rathbun's valuable notes upon them, were incorporated in the present author's report upon the copepods of the Woods Hole region, published in 1932 as Bulletin 158 of the United States National Museum.

The present paper contains the remainder of the copepods which were gathered chiefly during the following voyages of the *Albatross*: (1) A voyage around South America and up the eastern Pacific, 1887 to 1888; (2) voyages across the tropical Pacific to Japan and Kamchatka, 1899 to 1901; (3) a cruise among the Hawaiian Islands in 1902; (4) collecting from California southward in the eastern Pacific in 1904; (5) investigations in connection with the Alaskan salmon fisheries in 1903 and again in 1905; (6) a voyage through the northwestern Pacific in 1906; and (7) a 3-year cruise among the Philippine Islands, 1907 to 1910, which yielded the greatest number of specimens.

No effort was made to deal with the copepods during these two decades, and by 1911 the numbers had reached formidable proportions. Most of those taken in the first six of the above voyages and a very few from the seventh were then sent to Dr. Georg Ossian Sars in Norway for identification and report. He isolated and labeled about two-fifths of the collection, listed the stations at which the species

he identified were found, and made a number of more or less complete pencil sketches, especially of the species he considered new. But he wrote no descriptions of his new species and did not compile notes of any kind. He then ceased work upon the *Albatross* collection and turned back to the completion of a report he had previously begun upon the copepods of the plankton collected during the scientific expeditions of the Prince of Monaco. A preliminary list of the species in this Monaco plankton had appeared in two bulletins of the Monaco Oceanographic Museum in 1905, with brief descriptions of the new genera and species, but no figures. The completed monograph was published in 1925, preceded during the previous year by an atlas of plates (see p. 144).

That Sars' work upon the *Albatross* collection followed his preliminary list of the Monaco copepods and preceded the publication of his final monograph is seen in the following facts: When the *Albatross* copepods finally came into possession of the present author many of the vials contained labels in Sars' handwriting. In numerous instances the generic and specific names on these labels corresponded exactly with those given in the Monaco preliminary list, though the latter were entirely changed in the final monograph. In fact, some of the changes were made after the publication of the plates and prior to the appearance of the text, so that we find a copepod figured under one name in the plates and described under a very different name in the text.

For some reason Sars never resumed work upon the *Albatross* copepods, and after his death [in 1927] the entire collection was returned to the United States National Museum, together with Sars' identifications, pencil sketches, and records of stations, which were courteously made available by the Oslo Museum. All these were then submitted to the present author for verification of the species already identified, completion of the identification, listing, and recording of the collection, and descriptions of the new species. The present report is the result of these labors.

COMPLETION OF SPECIFIC CHARACTERS

It often happens that a plankton sample yields but a single sex, more rarely a single specimen upon which to establish a new species. If the types are females the new species may at once be accepted as valid, since the female in marine copepods, wherever possible, is selected as the primary, or holotype. Such species, though valid, are incomplete, since the male characters of the species are lacking. In species based on the male alone there is always the possibility that the type may prove eventually to be the missing sex of a species described from the

female only, rather than the representative of a species altogether new. Sometimes there seems to be an exceptional dearth of males, as in the Monaco plankton, from which more than 100 species were described from females alone.

The *Albatross* plankton contributes the missing opposite sex of the following 26 species already described:

<i>Acartia laxa</i> Dana, male.	<i>Pareuchaeta grandiremis</i> (Giesbrecht), male.
<i>Acartia tumida</i> Willey, male.	<i>Pareuchaeta rasa</i> Farran, male.
<i>Disseta scopularis</i> (Brady), female.	<i>Phyllopus aequalis</i> Sars, male.
<i>Euaetideus bradyi</i> (A. Scott), male.	<i>Phyllopus giesbrechti</i> A. Scott, male.
<i>Euchaeta longicornis</i> Giesbrecht, male.	<i>Sapphirina longifurca</i> A. Scott, male.
<i>Euchaeta media</i> Giesbrecht, male.	<i>Scaphocalanus angulifrons</i> Sars, male.
<i>Euchaeta pubera</i> Sars, male.	<i>Scaphocalanus echinatus</i> (Farran), male.
<i>Euchirella bitumida</i> With, adult male.	<i>Scaphocalanus medius</i> (Sars), male.
<i>Euchirella galeata</i> Giesbrecht, male.	<i>Scolecithricella auropecten</i> (Giesbrecht), male.
<i>Lophothrix humilifrons</i> Sars, male.	<i>Scolecithricella dentata</i> (Giesbrecht), male.
<i>Lophothrix latipes</i> (T. Scott), male.	<i>Scottocalanus helenae</i> (Lubbock), female.
<i>Macandrewella chelipes</i> (Giesbrecht), female.	
<i>Macandrewella sewelli</i> Farran, male.	
<i>Pareuchaeta californica</i> (Esterly), male.	
<i>Pareuchaeta erebi</i> Farran, male.	

In dealing with the new species the names proposed by Sars for the species he regarded as new have been retained as far as possible. Some that were new at the time he made the drawings have since been described by later investigators, to whom of course they must be credited. But many of the drawings made by Sars are worthy of publication, since their wealth of detail fully establishes species that had been left questionable by reason of meager description and poor figures. Sars, however, left no manuscript of any sort, and therefore the descriptions, the measurements, and the remarks belong entirely to the present author. A list of the new species described in this paper is given on page 351.

OTHER COMPARABLE COLLECTIONS

In order to obtain a better conception of general plankton distribution than can be obtained from any single record, comparisons are drawn with five other plankton lists of special importance not only for their great intrinsic value, but also because they are among the most comprehensive lists that have thus far appeared and because they cover much the same areas as those traversed by the *Albatross*. These lists or reports may be characterized briefly in the order of their appearance.

1. DANA, JAMES DWIGHT. Crustacea [of the] United States Exploring Expedition during the years 1838 to 1842, under the command of

Charles Wilkes, U. S. N. Published in 1853 as volume 14, part 2, of the Report on the Expedition, followed by a folio Atlas of Plates in 1855. This was the first scientific expedition sent out by the United States Government and forms an appropriate prelude to the subsequent explorations of the *Albatross*. One hundred seventy-one species of copepods, including free-swimming, parasitic, semiparasitic, and commensal species, are reported on. Dana served as a member of this expedition and thus had an opportunity to study the copepods while they were alive, as well as after preservation. He is the only author so privileged, and this gives his observations upon the color of the living copepods special value. At least 50 of his species are here reported from almost identical localities after the lapse of a century.

2. BRADY, GEORGE STEWARDSON. Report on the Copepoda collected by H. M. S. *Challenger* during the years 1873 to 1876. Published in 1883 as volume 8, part 23, of the Report on the Expedition. This work treats 106 species and includes parasitic and commensal as well as free-swimming forms. It is probably the most widely known copepod list and the one to which reference is most frequently made.

3. SCOTT, ANDREW. The Copepoda of the *Siboga* Expedition in the Dutch East Indies during the years 1899 to 1900. Published in 1909 as monograph 29a, part 1, of the Report on the Expedition. Includes accounts of 338 species of littoral, free-swimming, and semiparasitic copepods and contains a very full and valuable synonymy and distribution. The accompanying plates also give many details of structure not found elsewhere.

4a. SARS, GEORG OSSIAN. Copépodes particulièrement bathypélagiques. Published as fascicle 69 of the Résultats des Campagnes Scientifiques accomplies sur son Yacht par Albert I^{er} Prince Souverain de Monaco. The Atlas of Plates appeared in October 1924, the text in December 1925.

4b. ROSE, MAURICE. Copépodes pélagiques particulièrement de surface. Published in 1929 as fascicle 78 of the same Résultats.

The two preceding Monaco lists (4a and 4b) are supplemental, and, for purposes of discussion, have been considered as constituting a single list. The former contains 297 deep-water species and the latter 132 surface and shallow-water species. Eighty-one species appear in both lists, thus reducing the total Monaco plankton to 348 species, all of which are free-swimming.

5. WILSON, CHARLES BRANCH. The copepods of the plankton gathered during the last cruise of the *Carnegie*. [Published posthumously in Carnegie Institution of Washington Publication 536, 1942. Dr. Wilson's discussions of the *Carnegie* plankton refer to his at the time unpublished manuscript.—W. L. S.] In collecting this plankton, nets of bolting silk 1 meter in diameter at the mouth

and several meters long were employed. Three tows were made simultaneously at each station, one at the surface, one at a depth of 50 meters, and the third at a depth of 100 meters. The tows at successive stations were made at the same time of day by the same operator, using the same nets and the same methods. Furthermore, the temperature, salinity, density, and phosphates were recorded for every tow. This method makes the records especially useful for comparison and furnishes valuable data for establishing the reactions of various copepod species to light, temperature, and salinity.

SYSTEMATIC REFERENCES

Since this is essentially a record of the copepod species found in the plankton and in no sense a systematic treatise, it seems preferable to arrange the species in alphabetical order without reference to families. The synonymy of the different species is so fully published in the *Siboga* and Monaco lists that there is no need for presenting it here [only the reference to the original description is given under each species name, except for species amplified by Dana, Giesbrecht, and Sars in their larger monographs (1853-1855, 1892, and 1925 respectively), to which works reference is also made].

Very nearly all the copepod species named in this paper may be found in one of the plankton lists just referred to. The systematic position and synonymy may be still further defined by reference to one of the following works:

1892. GIESBRECHT, WILHELM. Systematik und Faunistik der pelagischen Copepoden des Golfes von Neapel und der angrenzenden Meeresabschnitte. Fauna und Flora des Golfes von Neapel, monogr. 19.
1911. WOLFENDEN, RICHARD NORRIS. Die marinen Copepoden: 2, Die pelagischen Copepoden der Westwinddrift und des südlichen Eismeers. Mit Beschreibung mehrerer neuer Arten aus dem atlantischen Ozean. Deutsche Südpolar-Expedition, 1901-1903, vol. 12, Zoology, vol. 4, fasc. 4.
1915. WITH, CARL. Copepoda I. Calanoida Amphascandria. Danish Ingolf-Expedition, vol. 3, pt. 4.
1929. FARRAN, G. P. Crustacea, pt. 10, Copepoda. British Antarctic (*Terra Nova*) Expedition, 1910. Nat. Hist. Rep., Zool., vol. 8, No. 3.
- 1929, 1932. SEWELL, R. B. SEYMOUR. The Copepoda of Indian Seas. Calanoida. Mem. Indian Mus., vol. 10, pp. 1-221, 81 figs., 1929; pp. 223-407, figs. 82-131, 6 pls., 1932.
1932. WILSON, CHARLES BRANCH. The copepods of the Woods Hole region, Massachusetts. U. S. Nat. Mus. Bull. 158.
1933. ROSE, MAURICE. Copépodes pélagiques. Faune de France, No. 26.

The last two references contain keys to the various genera and species and outline-drawings of the distinctive characters of every species included.

THE NUMBER OF SPECIES

As here identified, the present record contains 472 valid species (plus 1 copepodid larva of *Pennella*), of which 29 are new to science. Such a large number of species would naturally be expected when the size of the *Albatross* collections is taken into consideration. When the number of tow-nettings runs into the thousands the number of species might well reach into the hundreds. A few parasitic species have been included because when captured they were swimming freely and formed as integral a part of the plankton as any of the other species. In addition, the *Albatross* during the voyages here recorded obtained many other parasitic species taken from their respective hosts. These have been fully described and figured in papers dealing with the parasitic copepods that have appeared under the author's name in the Proceedings of the United States National Museum.

NETS AND METHODS OF COLLECTING

Various sizes of nets were used in collecting the *Albatross* plankton. The commonly used surface tow nets of the earlier days of the *Albatross* were rigged on rings 12 to 18 inches in diameter, but larger nets with rings from 4 to 5½ feet in diameter were also frequently employed. From 1891 through 1895, and more rarely in later years, intermediate tows were usually accomplished with closing nets of two types—the Tanner net of about 2½ feet in diameter, and the Townsend net of 3 feet in diameter. Beginning with 1904 the smaller tow nets were Kofoid nets of three styles rigged on rings ranging from 12 inches to 2 feet in diameter. These were used separately, at times in tandem or series, and occasionally in conjunction with larger open surface and vertical nets of four different styles. The intermediate nets of these days were, almost without exception, of the open type and of two sizes, 4 and 5½ feet in diameter. During the Philippine cruise, 1907–10, six styles of Kofoid nets were used. All six were suspended from 14-inch rings, the standard of that time. There were also three styles of open intermediate nets with rings either 5½ or 10 feet in diameter, as well as an open plankton net fastened to a 2-foot ring.

Surface tows were drawn horizontally immediately, or a little, below the surface for varying times and distances. Less often were vertical hauls made from various depths to the surface. More rarely were plankton nets drawn horizontally at a given distance below the surface and then diagonally to the surface. Except in the early days, when one or another type of closing net was used, the horizontal tows became virtually a combination horizontal-vertical haul which, how-

ever, did afford a greater opportunity for the inclusion of the species frequenting the horizontal part of the tow.

Regrettably, vertical tows with open nets give no idea of the depth at which various specimens entered the net. An electric light was used to lure the plankton on enough occasions to warrant the conclusion that it adds to the number of copepods captured.

[Descriptions of the several nets and pertinent physical station data will be found in the dredging and hydrographic records published for each *Albatross* cruise by the U. S. Fish Commission, later U. S. Bureau of Fisheries. These publications are cited on pages 352, 358, 360, 364, 423 in footnotes accompanying the "Lists of copepods collected, arranged by stations."—W. L. S.]

GENERAL CONCLUSIONS

Although the time of day, the temperature of the water, and the duration of the haul were recorded for each towing in the original *Albatross* dredging and hydrographic records, there was never any agreement between successive hauls except in temperature. Extensive comparison of the different hauls is therefore impossible and thus the number of species obtained would have little significance. Generally, the number has not been discussed in the text or entered in the lists of copepods collected. A study of the lists of species collected, however, together with a review of the station records, emphasizes some facts worthy of consideration and permits some comparisons of interest with plankton lists of other expeditions.

The first impression is one of great irregularity of distribution. The samples of plankton from 29 stations examined by the author contained no copepods. At each of some 100 other stations there was but a single species and sometimes only a single specimen. Otherwise, anywhere from 2 to 100 or more species were obtained at each station. Conversely, approximately 90 species were each confined to a single station, while the number of stations from which other species were recorded ranged from 2 to 50 or more. There were even greater differences in the number of specimens obtained at the stations. Some hauls yielded but two or three individuals, while in others the number often ran into hundreds and even thousands of specimens.

The time of day most favorable to a large catch is late in the afternoon or early in the evening.

While a horizontal surface tow nearly always yields a larger number of specimens and a greater variety of species, there are still left quite a large number of species that appear only in vertical tows from various depths. By increasing the duration of a tow, an addition to its volume will be practically certain to result, but the increment is

never in exact proportion to the duration. For example, doubling the duration will produce neither twice as many species nor twice the number of specimens.

The plankton taken at stations 33 to 63, in the southern part of Bering Sea, among and north of the Aleutian Islands, furnishes interesting information. The copepod species recorded in these tows include many that are usually found considerably farther south. Species of *Corycaeus*, *Farranula*, *Sapphirina*, and *Undinula* are ordinarily regarded as at least subtropical in distribution. Their presence so far north suggests that the Japan Current, like the corresponding Gulf Stream in the Atlantic, transports plankton in the middle of summer far beyond its normal habitat. This has been recorded many times at Woods Hole, Mass., in connection with the Gulf Stream, and these copepod records testify to the same thing in connection with the Japan Current.

Certain associations or companionships may be noted also among the different species. We naturally expect the various species of the same genus to be associated, since the environment favorable to one of them might be assumed to be favorable to all. The species of such genera as *Candacia*, *Corycaeus*, *Eucalanus*, *Euchirella*, *Labidocera*, *Lucicutia*, *Oncaea*, *Pontellopsis*, and *Sapphirina*, as well as many others, naturally swarm together in the plankton as a result of their relationship. Then there are also generic as well as specific companionships, genera that are so often found together in the same tow as to suggest a sort of Damon and Pythias friendship. Such genera as *Undinula*, *Euchaeta*, *Metridia*, and *Acrocalanus* are often found together, sometimes in large numbers. The surface tow at station 4009 contained a solid pint of copepods, made up entirely of *Undinula vulgaris*, *Euchaeta marina*, and *Acrocalanus gracilis*, and this grouping was repeated at a number of other stations. Why should not such an association suggest a closer relationship between these genera than is usually accorded them? Such a discussion of interrelations would afford a welcome relief from the harshness of stressing generic distinction.

The five plankton lists of the Wilkes (Dana), *Challenger* (Brady), *Siboga* (A. Scott), Monaco (Sars, Rose), and *Carnegie*² (Wilson) expeditions listed on pages 143-145 were chosen for comparison with the results of the *Albatross* expeditions as here transcribed. They are the largest records covering in whole or in part the areas traversed by the *Albatross*. Hence such a comparison will give us at least a partial intimation of the changes that have taken place in the copepod content of the plankton during three-quarters of a century. Of

² [At the time Dr. Wilson discussed this list it was still in manuscript.—W. L. S.]

course, the kind of nets employed and the methods used in collecting the plankton have changed considerably, but the results obtained present certain facts and considerations of great interest.

Of the 472 valid species enumerated in the present report, 12 appear in all five of the compared lists, 30 are present in four of the lists, 79 in three of them, 114 in two of them, and 145 in at least one of them. This leaves 93 species found only in the *Albatross* plankton, of which 29 are new to science. The 12 present in all the lists may reasonably be regarded as the most widely distributed and the most stable of the plankton copepods. It sometimes happens that one of these species runs amuck at breeding and comes to constitute practically the entire bulk of the plankton over a considerable area. *Anomalocera patersoni*, *Calanus finmarchicus*, *Euchaeta marina*, and *Undinula vulgaris* often swarm in sufficient numbers to color the sea in which they are swimming.

On the other hand, the 93 species confined to the *Albatross* plankton constitute just about 19 percent of the total number of species taken by the *Albatross* and may be regarded as the least widely distributed and the most transitory of the copepod species in the plankton. They do not occur in large numbers, usually two or three specimens in a given locality. With the preceding group, they form one of two plankton extremes; together they include a little more than one-fifth of the entire number of species.

For the bulk of the plankton the superabundance mentioned above is generally temporary, soon disappearing, while the members of this last group or extreme never reach sufficient numbers to make them worthy of more than honorable mention. It is, therefore, the remainder, approximately four-fifths of the whole number of species, that contributes most to the maintenance of the general average of the plankton. Conversely, the two groups forming the extremes of abundance are chiefly responsible for the inequalities noted in the plankton at different times and in different localities.

Seventy percent³ of all the *Albatross* plankton was taken in horizontal tows at the surface, and the same is true of 73 percent of the *Siboga* plankton. In the Monaco plankton 64 percent of the collections studied by Sars came from the surface, and of the 512 collections examined by Rose only 9 were taken below the surface. In the Wilkes and *Challenger* expeditions no depth statistics are given, but Brady's report begins with this sentence, "The copepods noticed in this report were taken almost entirely from surface-net gatherings made during

³ [The percentages given, as well as the statistical remarks made here and elsewhere in the report, are in the main correct. It is not believed that the few species added to the manuscript or that the several stations omitted will make any appreciable difference in Dr. Wilson's conclusions.—W. L. S.]

the cruise." The same is true of the Wilkes plankton, although the statement does not appear in Dana's record. In the *Carnegie* expedition three horizontal tows were taken at each station, one at the surface, one at a depth of 50 meters, and the third at a depth of 100 meters (only one vertical haul, from 1,000 fathoms to the surface, was made during the entire cruise). Our knowledge of the oceanic plankton, therefore, is almost entirely confined to what is found at the surface, and we know practically nothing of the copepods living in the depths.

The excellent Monaco monograph by Sars (*cf.* p. 144) bears the title "Copépodes particulièrement bathypélagiques." This could well be taken as contradictory unless it be explained that the vertical hauls (36 percent) yielded four times as much plankton as the surface tows (64 percent), with a very pronounced superiority in the variety of species. Lacking devices by which the nets employed could be opened just before a vertical haul was made and be closed immediately upon its completion, the nets would of course function as open nets while being lowered to the required depth, in the course of their upward passage for the duration of the haul, as well as up to and including the surface itself. Thus the depth at which any specimen entered the net can never be established. The mere presence of a particular species within a net after a vertical haul would not be evidence that it is bathypelagic. Only if it is found in several vertical hauls and not at all in the surface tows could negative evidence be claimed. It is upon such evidence, which is excellent as long as it remains true, that the Monaco specimens were claimed to be bathypelagic. But there is always a menace to such negative proof in the possible future discovery in surface tows of a species declared to be bathypelagic (*cf.* *Gaetanus miles*, p. 232).

As to the relative abundance of the copepod plankton at the surface or in the depths we find much interesting evidence. In the *Siboga* plankton 65 surface tows captured an average of 35 species apiece, while 15 vertical hauls averaged 69.1 species, and one of them yielded 131 species. In the Monaco plankton 76 of the surface tows yielded but a single species apiece, and for the whole 210 tows the average was only 3.60 species. On the other hand, the 136 vertical hauls contained an average of 21.70 species and one of them yielded 84 species. In the *Carnegie* plankton, with one exception, there were no vertical hauls, but simultaneous horizontal tows were taken at three depths with a slight difference in favor of the deepest tow. In the *Albatross* plankton 152 surface tows contained an average of 16 species, while 130 vertical tows yielded an average of 20 species.

So much then for the past and the present of the plankton through nearly a hundred years, and now what of the future? A good start

has been made toward a knowledge of the surface plankton, but it is only a start, and a broad field is still left for future investigation and discovery. Many species have been obtained in vertical hauls from considerable depths, but we have absolutely no definite knowledge as to where they entered the net. Before any real knowledge of depth distribution can be obtained there must be a series of horizontal tows made at different depths with a net capable of being closed while being lowered, opened as the tow is being made, and closed again while it is being raised to the surface. A series of such tows and only such will give us the definite knowledge required for further study of the deep-water forms.

THE SPECIES COLLECTED

In order that credit may fall where it is properly due, the name of the author follows each of the new species. The species followed by "Sars MS." are based on the very excellent drawings that Dr. Sars made of them. As he left no written notes, I have supplied the necessary diagnostic descriptions.*

Genus ACARTIA Dana, 1846

ACARTIA CLAUSII Giesbrecht

Acartia clausii GIESBRECHT, Atti Accad. Lincei, Rome, ser. 4, vol. 5, sem. 2, p. 25, 1889; Fauna und Flora des Golfes von Neapel, monogr. 19, pp. 507, 522, pl. 30, figs. 2, 6, 9, 13-15, 17, 28, 36, 37; pl. 31, figs. 36, 37; pl. 42, fig. 32; pl. 43, figs. 3, 5, 14, 1892.

Stations 39; 70; 4756; 4785. This species appeared in all the plankton collections except that of the *Siboga* Expedition. It is fairly well distributed, but nowhere is it abundant.

ACARTIA DANAE Giesbrecht

Acartia danae GIESBRECHT, Atti Accad. Lincei, Rome, ser. 4, vol. 5, sem. 2, p. 26, 1889; Fauna und Flora des Golfes von Neapel, monogr. 19, pp. 508, 522, pl. 30, figs. 1, 23; pl. 43, fig. 8, 1892.

Stations 15; 24; 31; 34; 36; 39; 41; 44; 46; 47; 49; 51; 52-55; 57; 59; 60; 62-67; 70; 71; 73; 77; 470; 3799; 3829; 3878; 3901; 4009; 4011; 4037; 4673; 4756; 4952; 5102; 5120; 5125; 5133; 5134; 5155; 5175; 5176; 5180; 5185; 5190; 5196; 5208; 5209; 5223; 5226; 5227; 5230-5234; 5262; 5312; 5319; 5340; 5342; 5348; 5386; 5399; 5415; 5422; 5437; 5460; 5489; 5530; 5601; 5647; 5651; Butaritari Lagoon, Gilbert Islands; Fiji Islands; Niuafo Island.

As will be inferred from the foregoing list of stations, this is the

*Under the International Rules, despite Dr. Wilson's generous attitude toward Sars' work, all new species must be credited to Wilson and his name follows that of Sars in these particular instances.—W. L. S.

most widely distributed species in the genus. It is especially abundant in surface tows and is included in all the plankton lists.

ACARTIA DISCAUDATA (Giesbrecht)

Dias discaudatus GIESBRECHT, Vierter Ber. Comm. Unters. deutsch. Meere, Jahrg. 7, p. 148, pl. 3, figs. 4, 22, 23; pl. 5, fig. 18; pl. 6, fig. 17; pl. 8, figs. 32, 33, pl. 9, fig. 30, 1883.

Stations 5175, 5176. Not included in any of the plankton lists and rarely reported by other observers.

ACARTIA HAMATA [Sars MS.] Wilson, new species

PLATE 2, FIGURES 1-5

Found in the Butaritari Lagoon on Makin, the northernmost of the Gilbert Islands and in surface tows 5 miles south of the Suva Lightship in the Fiji Islands.

Female.—Head separated from the first segment and constituting more than half of the metasome, widest across its posterior margin and a little narrowed anteriorly with a convex frontal margin. First segment a little wider than the head and three times as long as the second segment. Second, third, and the fused fourth and fifth segments narrowed a little, and increasing in length, the last with stout spines at its posterior corners and a pair of smaller dorsal spines in front of the posterior margin, each halfway between the corner and the midline. Genital segment barrel-shaped, longer than wide, with a pair of dorsolateral spines at its posterior corners. Abdomen 2-segmented, the anal segment a trifle the longer, the basal segment with a semicircular dorsal process projecting backward over the dorsal surface of the anal segment and reaching its center. Caudal rami about as wide as long, each with five setae, the second from the inside considerably longer than the others, which are approximately equal.

The first antennae reach the caudal rami and are slender, with the basal segments imperfectly separated, but displaying the most distinctive character of the species in the form of large spines. The basal segment has three spines, two on the anterior and one on the distal margin, the latter visible only in ventral view. The second segment has a single strongly hooked spine on the ventral margin turned inward toward the head. Some of these spines are visible from any point of view and thus furnish the most convenient means of identification. The second antennae, mouth parts, and first four pairs of legs are of the usual pattern in this genus. The fifth legs are peculiar in having the terminal spike longer than the seta, curved almost into a half circle and perfectly smooth. The seta is rather loosely plumed, especially toward the tip, which tapers to a fine point. Total length 1.32 mm. Greatest width 0.32 mm.

Type.—U. S. N. M. No. 70729, Fiji Islands, south of Suva Light.

Remarks.—*A. hamata* differs from all the other species of the genus in the presence of the large spines on the basal segments of the antennae of the female. These stand out so prominently that they serve to identify the species at a glance.

ACARTIA LAXA Dana

PLATE 20, FIGURES 267-269

Acartia laxa DANA, Proc. Amer. Acad. Arts and Sci., vol. 2, p. 26, 1849; United States Exploring Expedition, 1838-1842 (Wilkes), vol. 14, pt. 2, Crustacea, p. 1123, 1853; pl. 79, fig. 5 a-c, 1855.

Stations 5171; 5175; 5208; 5209; 5231. This was one of the new species described and figured by Dana in the Wilkes plankton from female specimens collected in the Sulu Archipelago in the Straits of Banca. Brady reported it in the *Challenger* plankton from the Philippine Islands and gave a description of the female with 11 figures. It does not appear in any of the other plankton lists, although T. Scott (1894, p. 65) found it to be of frequent occurrence in 38 tow nettings from the Gulf of Guinea. In spite of these descriptions and figures it has remained a questionable species with the male unknown. The *Albatross* material includes both sexes. My descriptions of them validate Dana's species.

Female.—Metasome elongate-elliptical, three and a half times as long as wide and narrowed a little anteriorly and posteriorly. Head fused with the first segment and obtusely rounded on the frontal margin; fourth and fifth segments fused and a little concave posteriorly, with stout spines at the corners which reach beyond the center of the genital segment. Urosome less than a third as long but more than a third as wide as the metasome, tapered regularly backwards, and 3-segmented. Genital segment somewhat trapezoidal in shape, being narrowed a little posteriorly, with straight sides. The two abdominal segments are the same width and length and combined are longer than the genital segment. The caudal rami are twice as long as wide, each armed with five plumose setae, which are so divergent that the flabellum or fan which they form is actually wider than long.

The first antennae are a little longer than the body and stand out on each side in the same straight line at right angles to the body axis. The endopod of the second antenna is about five times as long as the exopod, and the segmentation at the tip of the latter is invisible. The mandible has a large outer acuminate tooth separated from the others, and a row of seven smaller saw-teeth across the end, diminishing in size inwardly. The first four pairs of legs are similar to those in other species of the genus, the fifth pair being quite slender and 2-segmented. The second segment is more than twice as long as wide and is tipped

with the usual stylet and plumose seta. The latter are of equal length, which is about two and a half times the length of the segment. The stylet is perfectly smooth and acuminate, and the seta is rather sparsely plumed. Total length 1.4 mm. Metasome 1.2 mm.

Male.—Metasome similar to that of female but only three times as long as wide and narrowed considerably more posteriorly than anteriorly. Head more or less completely separated from the first segment and comparatively short. Fourth and fifth segments completely fused and prolonged at the posterior corners into sharp spines, which reach the center of the genital segment and are slightly curved outward at their tips. Urosome about two-fifths as wide and one-third as long as the metasome if the caudal rami are included. Genital segment widened posteriorly, the lateral margins concave, the posterior corners each armed with two spines and a smaller one in front of them on the lateral margin. The two abdominal segments are the same size and rectangular in outline and together are longer than the genital segment. The basal segment is unarmed, but the anal segment has three minute setae on each side at the anterior corner. Caudal rami a little shorter than in the female, nearly as wide as long, each with five setae. Four of these setae are on the outer margin of the ramus and increase in length distally; the fifth one is terminal, and inside of it at the inner corner of the ramus is a minute spine. Here again the fan formed by the plumose setae is wider than long.

The first antennae just reach the anal segment and are quite slender, the right one slightly larger than the left. The second antennae, mouth parts, and first four pairs of legs are like those in the female. The fifth legs are shown on plate 20, figure 269. Each is uniramous and 4-segmented, the right one longer than the left. The plumose seta on the basal segment of each leg is long and stout, that on the right leg at the distal corner, on the left leg at the center of the outer margin. The second segment of the right leg has a scalloped inner margin, and the third segment has a large rectangular process at the inner distal corner. The fourth segment is curved backward around the end of this rectangular process. The last three segments of the left leg are about the same diameter and diminish in length distally.

Allotype male.—U.S.N.M. No. 73736, from station 5208.

Remarks.—The discovery of these males with their peculiar specific characters leaves no doubt as to the validity of Dana's species. Dana stated that the females of this species were bluish when alive. As the males do not differ from the females in the preserved material, they are probably like them when alive. The species does not seem to be widely distributed, but since over 100 specimens were obtained it may be fairly abundant in limited areas.

ACARTIA LONGIREMIS (Lilljeborg)

Dias longiremis LILLJEBORG, De crustaceis ex ordinis tribus: Cladocera, Ostracoda et Copepoda, in Scania occurrentibus, p. 181, pl. 24, figs. 1-15, 1853.

Stations 15; 63; 75; 3782; 3799; 3829; 3834; 3867; 3878; 4010; 4190; 4700; 4756; 4926; 5234; 5246; 5320; 5340; 5399; 5415; 5530; 5601; H. 1888; Beaver Harbor, Vancouver Island, British Columbia; Kodiak, Alaska; Sabtán Island, Philippine Islands. Confined to two stations in the Monaco plankton, to very few stations in the *Carnegie* plankton, and absent from the other lists. The species is a true pelagic form, as stated by Sars (1903, p. 150), but it is not wholly confined to the open ocean. Several of the tows in which it was captured were vertical hauls from 500, 300, and 100 fathoms to the surface.

ACARTIA NEGLIGENS Dana

Acartia negligens DANA, Proc. Amer. Acad. Arts and Sci., vol. 2, p. 26, 1849; United States Exploring Expedition, 1838-42 (Wilkes), vol. 14, pt. 2, Crustacea, p. 1121, 1853; pl. 79, fig. 3 a-c, 1855.

Stations 3; 9; 63; 70; 71; 76; 77; 3829; 3878; 3932; 4664; 5175; 5176; 5186; 5225; 5230; 5233; 5262; 5263; 5301; 5338; 5340; 5349; 5410; 5411; Fiji Islands. One of Dana's species originally obtained among the Kingsmill Islands just north of the Equator and afterward in the open ocean. It is found in all the plankton lists except the *Challenger*. The above record shows it to be fairly common among the Philippine Islands and off the coast of Japan. It is apparently most abundant at the surface. In the *Carnegie* plankton it is shown to descend to a depth of at least 100 meters; two of the *Albatross* catches were made in vertical hauls from as much as 100 and 300 fathoms to the surface.

ACARTIA TUMIDA Willey**PLATE 20, FIGURES 271-274**

Acartia tumida WILLEY, Rep. Canadian Arctic Exped., 1913-18, vol. 7, Crustacea, pt. K: Marine Copepoda, p. 21K, figs. 25-27, 1920.

More than 100 specimens of this species, including both sexes, were taken by V. B. Scheffer, of the U. S. Biological Survey, June 10, 1937, in a surface tow at the anchorage off Attu Island, the westernmost of the Aleutian Islands. Originally established by Willey upon three females taken in a surface tow a little farther to the east, it has not been noted by any subsequent author. Since Willey's description and figures were very limited, a full description is here given, that of the male for the first time.

Female.—Metasome elongate-elliptical, three times as long as wide; head separated from the first segment and protruding over the base of the rostrum; fourth and fifth segments fused with rounded corners.

Urosome half as wide and almost half as long as the metasome and made up of three segments. Genital segment as long as the two abdominal segments combined, its lateral margins convex. Basal abdominal segment twice as long as the anal segment, also with convex sides. Anal segment wider than long with straight sides, incised at the center of the posterior margin.

First antennae slender, just reaching the posterior end of the thorax and rather sparsely setose. Exopod of second antenna scarcely longer than the basal segment of the endopod. Mandible with one large acute outer tooth separated from the others and a row of smaller teeth across the end diminishing in size inwardly. First four pairs of legs biramose, exopods 3-segmented, endopods 2-segmented, much shorter than the exopods. Fifth legs uniramose, 3-segmented, basal segments totally fused across the midline. Middle segments subrectangular and slightly curved, with a large plumose seta at the outer distal corner. Third segments globular at the base and then narrowed into a long acuminate curved blade, which is perfectly smooth. Total length 2.25 mm. Metasome 1.66 mm. long, 0.65 mm. wide.

Male.—Metasome elongate-elliptical as in the female, not quite three times as long as wide, narrowed a little anteriorly but scarcely at all posteriorly. Head separated from the first segment and about as long as the thorax; fourth and fifth segments fused with rounded posterior corners. Urosome half as long but only a third as wide as the metasome and 4-segmented. Genital segment wider than the abdomen, with strongly convex lateral margins, making it a little wider than long. Basal abdominal segment flask-shaped, the enlarged distal end with convex sides; middle and anal segments with straight sides and as wide as the neck of the flask. Caudal rami one-half longer than wide and nearly as long as the anal segment.

First antennae reaching the middle of the genital segment and even more slender than in the female, neither one geniculate. Second antennae, mouth parts, and first four pairs of legs like those of the female. Fifth legs uniramose, 4-segmented, and relatively long and slender. Basal segment of the right leg bent at right angles, the second segment with a long seta on the posterior surface at about the center, the third segment with a large triangular process on the inner margin, the fourth segment curved into a half circle, with a small terminal seta and another near the center of the concave margin. The basal segment of the left leg is very short and has a short seta at the inner distal corner. The second and third segments each carry an outer seta, while the fourth segment is split and each portion is tipped with a large terminal seta. Total length 2.10 mm. Metasome 1.25 mm. long, 0.41 mm. wide.

Allotype male.—U.S.N.M. No. 73739.

Remarks.—These *Albatross* specimens were all sizes from small ones whose dimensions were the same as those given by Willey up to the size here recorded. This suggests that Willey's specimens had not fully matured. The stocky urosome and the details of the fifth legs are distinguishing characters.

Genus ACROCALANUS Giesbrecht, 1888

ACROCALANUS GIBBER Giesbrecht

Acrocalanus gibber GIESBRECHT, Atti Accad. Lincei, Rome, ser. 4, vol. 4, sem. 2, p. 332, 1888; Fauna und Flora des Golfes von Neapel, monogr. 19, pp. 171, 175, pl. 6, fig. 32; pl. 10, fig. 37, 1892.

Stations 16; 65; 66; 71; 3789; 3799; 3829; 4009; 4037; 4644; 5175; 5185; 5186; 5190; 5208; 5223; 5226; 5228; 5232; 5233; 5240; 5262; 5263; 5301; 5320; 5340; 5382; 5386; 5387; 5399; 5412; 5413; 5424; 5434; 5437; 5651; Sabtán Island, Philippine Islands; Fiji Islands. Sewell (1929, p. 80) found this species to be one of the commonest among the *Investigator* collections in Indian waters. This *Albatross* record indicates that it is also widely distributed throughout the Philippines, although the number of specimens collected at each station seldom exceeded two or three. It was listed in the *Siboga* and *Carnegie* planktons.

ACROCALANUS GRACILIS Giesbrecht

Acrocalanus gracilis GIESBRECHT, Atti Accad. Lincei, Rome, ser. 4, vol. 4, sem. 2, p. 332, 1888; Fauna und Flora des Golfes von Neapel, monogr. 19, pp. 171, 175, pl. 6, fig. 27; pl. 10, fig. 35, 1892.

Stations 13; 16; 24; 30; 31; 41; 42; 45; 48; 52; 53; 65; 66; 67; 71; 73; 80; 3799; 3829; 3878; 3901; 3912; 3932; 3952; 3980; 4009; 4011; 4037; 4734; 4926; 4952; 5120; 5133; 5134; 5175; 5180; 5185; 5186; 5190; 5208; 5223; 5225; 5226; 5227; 5228; 5230; 5231; 5233; 5234; 5240; 5246; 5262; 5301; 5312; 5320; 5340; 5342; 5346; 5348; 5349; 5382; 5386; 5387; 5395; 5399; 5410; 5411; 5415; 5422; 5434; 5437; 5507; 5646; 5647; 5651; 5653; Fiji Islands; Sabtán Island, Philippine Islands; Charles Island, Galápagos. Well distributed in the *Siboga* plankton and abundant in the *Carnegie* plankton, the number of specimens at each station of the long list above nearly always reached two figures. In strong contrast with the preceding species, this one must be recorded as the most abundant species of the genus.

ACROCALANUS LONGICORNIS Giesbrecht

Acrocalanus longicornis GIESBRECHT, Atti Accad. Lincei, Rome, ser. 4, vol. 4, sem. 2, p. 332, 1888; Fauna und Flora des Golfes von Neapel, monogr. 19, pp. 171, 175, pl. 6, figs. 25, 33; pl. 10, figs. 34, 36, 39, 1892.

Stations 3799; 3901; 4588; 5208; 5209; 5240; 5262; 5340; 5348; 5415; 5424; 5437; 5646; 5651; Sabtán Island, Philippine Islands. This species was well distributed in the *Siboga* (50 stations) and *Carnegie* (37 stations) planktons but did not appear in the others.

ACROCALANUS MONACHUS Giesbrecht

PLATE 2, FIGURE 6

Acrocalanus monachus GIESBRECHT, Atti. Accad. Lincei, Rome, ser. 4, vol. 4, sem. 2, p. 333, 1888; Fauna und Flora des Golfes von Neapel, monogr. 19, pp. 171, 175, pl. 6, figs. 26, 31; pl. 10, fig. 38, 1892.

Stations 16; 3683; 3765; 3829; 3901; 3912; 4722; 5155; 5223; 5226; 5246; 5262; 5320; 5386; 5399; 5437; 5488; Fiji Islands. Found at 4 stations in the *Siboga* plankton and 37 in the *Carnegie* plankton but not present in the others.

Genus AEGISTHUS Giesbrecht, 1891

AEGISTHUS MUCRONATUS Giesbrecht

Aegisthus mucronatus GIESBRECHT, Atti Accad. Lincei, Rome, ser. 4, vol. 7, sem. 1, p. 476, 1891; Fauna und Flora des Golfes von Neapel, monogr. 19, pp. 573, 577, pl. 46, figs. 46-49, 51; pl. 49, figs. 2, 3, 6, 10, 1892.

Stations 3; 3799; 4700; 4734; 5120; 5185; 5262; 5320. This species was taken in the *Siboga* plankton in 13 vertical hauls from 700 to 1,500 meters to the surface. Six of the *Albatross* hauls were vertical ones from 500, 350, 300, and 100 fathoms to the surface; two were surface tows. It appears otherwise only in the Monaco plankton list and must be regarded therefore as a poorly distributed species. M. W. Johnson (1937, p. 506) states, "On the west coast of America it is probable that there is a continuous deep-water distribution [of *mucronatus*] extending at least from southern California to the Straits of Juan de Fuca * * *." All the specimens of this species from stations 3799 and 5262 were males and were identified by Sars as *Aegisthus dubius*. *A. dubius* was originally established by Sars on males in the Monaco plankton. Farran (1926, p. 301) in his discussion of the *Research* plankton suggested that these were the males of the species *mucronatus*. More recently M. W. Johnson (1937, p. 505) has positively identified copepodid and adult *dubius* males as belonging to the species *mucronatus*. These *Albatross* specimens therefore must be regarded as *A. mucronatus*.

AEGISTHUS SPINULOSUS Farran

Aegisthus spinulosus FARRAN, Ann. Rep. Fisheries, Ireland, 1902-03, pt. 2, app. 2, p. 46, pl. 12, figs. 8-14; pl. 13, figs. 1-4, 1905.

Stations 5120; 5185; 5226; 5227; 5262; 5437. Originally established by Farran upon a single female specimen and does not appear

in any of the plankton records. A single female was also taken at each of these *Albatross* stations, and therefore it must be a rare species.

Genus **AETIDEUS** Brady, 1883

AETIDEUS ARMATUS (Boeck)

Pseudocalanus armatus BOECK, Forh. Vid. Selsk., Christiania, vol. 14, p. 38, 1872.

Stations 63; 65; 67; 71; 4574; 4615; 4652; 4665; 4673; 4700; 4705; 4717; 4758; 5185; 5226; 5227; 5233; 5437; Fiji Islands. This species is found sparingly in all the plankton lists. Only a few specimens were taken at any of these *Albatross* stations except 4758 off the Alaskan coast, where 150 were obtained.

Genus **AMALLOPHORA** T. Scott, 1894

AMALLOPHORA TYPICA T. Scott

PLATE 20, FIGURE 275

Amallophora typica T. SCOTT, Trans. Linn. Soc. London, ser. 2, Zool., vol. 6, pt. 1, p. 54, pl. 3, figs. 39-46, pl. 4, figs. 1-4, 1894.

Stations 2; 4673; 4700; 4707; 5185. This species was established by T. Scott in 1894 upon a single male specimen captured in the Gulf of Guinea. A single female was reported in the Monaco plankton, a single male in the *Siboga* plankton, two females in the *Carnegie* plankton, and neither sex in the other lists. Hence the 25 specimens, including both sexes, identified by Sars from the first four of these *Albatross* stations are many times the largest collection thus far obtained. The fifth legs of the female are shown on plate 20, figure 275, and can be identified by their obliquely truncated tips with a spine at either corner, the inner one much longer than the outer. In the male the fifth legs are uniramous, the left foot four times as long as the right.

Genus **AMALLOTHRIX** Sars, 1925

AMALLOTHRIX ARCUATA (Sars)

PLATE 2, FIGURES 7, 8

Scolecithricella arcuata SARS, Bull. Inst. Océanogr. Monaco. No. 377, p. 10, 1920.
Amallothrix arcuata SARS, Rés. camp. sci. Albert de Monaco, No. 69, p. 185, pl. 51, figs. 14-21, 1925.

Stations 4665; 4667; 4679; 4716. Originally named and briefly described by Sars as a new species of *Scolecithricella* in 1920 and afterward transferred to his genus *Amallothrix* in the Monaco plankton, with complete description and figures. It occurred also in the *Car-*

negie plankton, and was recorded by Sewell (1929, p. 217) from the Indian Ocean. Two of Sars' figures of specimens in the *Albatross* plankton are here reproduced and leave no doubt of the identity of the species.

AMALLOTHRIX CURTICAUDA (A. Scott)

Scolecithricella curticauda A. SCOTT, Copepoda of the *Siboga* Expedition, monogr. 29a, pt. 1, p. 94, pl. 30, figs. 1-9, 1909.

Stations 4679; 4687. Established by Scott upon two females in the *Siboga* plankton as a new species of *Scolecithricella* and afterward transferred to Sars' new genus *Amallothrix* in the Monaco report. Sars identified the species from these two *Albatross* stations.

AMALLOTHRIX EMARGINATA (Farran)

PLATE 20, FIGURE 276

Scolecithrix emarginata FARRAN, Ann. Rep. Fisheries, Ireland, 1902-03, pt. 2, app. 2, p. 36, pl. 7, figs. 6-17, 1905.

Stations 71; 73; 75; 5120; 5287. Established by Farran as a new species of *Scolecithrix* in 1905 upon specimens from west of Ireland. Made a synonym of *Scolecithricella obtusifrons* by A. Scott in the *Siboga* plankton, but reestablished by Sars in the Monaco plankton and transferred to *Amallothrix*. The figure here given of the fifth legs corresponds with that published by Sars except that the distal joints are here distinctly separated, while the separation was only suggested by Sars. The species manifestly belongs in the present genus and constitutes a separate and perfectly valid species.

AMALLOTHRIX FALCIFER (Farran)

PLATE 20, FIGURE 277

Scolecithrix falcifer FARRAN, Journ. Linn. Soc. London, Zool., vol. 36, No. 243, p. 262, pl. 8, figs. 9-14, 1926.

Stations 5263; 5437. Established by Farran as a new species of *Scolecithrix* upon a single female taken in a vertical haul from a depth of 100 fathoms in the Bay of Biscay. Rose (1933, p. 155) transferred the species to the present genus, but Farran's female still continued to be the only specimen known. These two *Albatross* stations yielded four more female specimens and constitute the first record from the Pacific. The small spine or tooth on the outer margin of the fifth leg, shown in plate 20, figure 277, and the rows of slender spinules on the first four pairs of legs are the distinguishing characters of the species.

AMALLOTHRIX GRACILIS (Sars)

Scolecithricella gracilis Sars, Bull. Mus. Océanogr. Monaco, No. 26, p. 21, 1905a.
Amallothrix gracilis Sars, Rés. camp. sci. Albert de Monaco, No. 69, p. 176, pl. 49, figs. 9-21, 1925.

Stations 4665; 4707; 4717; 4719; 4721; 4722; 5233. Established by Sars as a new species of *Scolecithricella* in his preliminary report on the Monaco plankton, it was transferred in the final Monaco list to the present genus, which was new, and became the type species. It was briefly described and figured in the *Siboga* plankton but did not appear in the other lists.

AMALLOTHRIX INVENUSTA Wilson, new species

PLATE 3, FIGURES 9-17

Station 4679. Fifteen females were taken at this station off Callao, Peru, and were identified by Sars as a new species, for which, however, he suggested no name. His drawings, here reproduced, well illustrate the species.

Female.—Metasome elliptical, considerably narrowed anteriorly and posteriorly and widest across the posterior margin of the cephalothorax. Head fused with the first segment, the two more than half the entire length; second and third segments about equal in length, fused fourth and fifth segments longer, with a reentrant posterior margin. Urosome short, less than a fourth as long as the metasome and about the same width throughout. Genital segment longer than wide and only slightly protruding ventrally, with nearly straight sides. Abdomen as long as the genital segment, 3-segmented, the segments about equal in length. Caudal rami as wide as long and somewhat divergent.

First antennae reaching the caudal rami; exopod of second antenna longer than the endopod, the setae of both rami very long and densely plumose. The five basal lobes of the second maxilla are very unequal in size, the three terminal sensory filaments are elongate and equal in length, while the five filaments bearing terminal buttons are much shorter and quite unequal. Neither of the two basal segments of the maxillipeds has processes; both have setae only. The second and third legs are armed with spines on the ventral surfaces of the endopods as shown on plate 3, figures 16, 17. The fifth legs have the second segment projecting at the inner distal corner, while the terminal segment is broadly rounded at its tip and armed there with two minute spines. The large setose spine on the inner margin is as long as the segment itself and is attached behind the center of the margin. Total length 3.38 mm. Metasome 2.81 mm. long and 1.25 mm. wide.

Type.—U.S.N.M. No. 70756.

Remarks.—This new species was found at one station only and must therefore be limited in its distribution, but the number of specimens obtained indicates that it can breed fairly well in favorable localities.

AMALLOTHRIX LOBATA (Sars)

PLATE 20, FIGURE 278

Scolecithricella lobata Sars, Bull. Inst. Océanogr. Monaco, No. 377, p. 9, 1920.

Amallothrix lobata Sars, Rés. camp. sci. Albert de Monaco, No. 69, p. 184, pl. 51, figs. 8-13, 1925.

Station 5120. First placed by Sars in the genus *Scolecithricella* but later transferred to the genus *Amallothrix* when fully described and figured in the final Monaco report. It has not appeared in any other plankton list, and, inasmuch as all the Monaco specimens came from the temperate Atlantic, these *Albatross* specimens furnish the first Pacific record. From the scarcity of specimens it is evidently a rare species, though it is found in both oceans.

AMALLOTHRIX OBTUSIFRONS (Sars)

PLATE 4, FIGURES 21, 22

Amalophora obtusifrons Sars, Bull. Mus. Océanogr. Monaco, No. 26, p. 22, 1905a.

Amallothrix obtusifrons Sars, Rés. camp. sci. Albert de Monaco, No. 69, p. 179, pl. 50, figs. 1-16, 1925.

Stations 4664; 4665; 4668; 4679; 4707; 4715; 4717; 4719; 4721; 4722; 4727; 4730; 5233. This species was first placed in the genus *Amalophora* but was transferred to *Amallothrix* in the final Monaco report. The fifth leg of a female is shown on plate 4, figure 22, the distinguishing characters being the narrowing of the end segment at its tip, the curved terminal spine, and the minute spine on the outer margin opposite the large inner spine. As indicated by the list of stations above, this species is fairly well distributed. It appears in the *Carnegie* as well as the Monaco planktons.

AMALLOTHRIX PROPINQUA (Sars)

PLATE 20, FIGURE 279

Scolecithricella propinqua Sars, Bull. Inst. Océanogr. Monaco, No. 377, p. 9, 1920.

Amallothrix propinqua Sars, Rés. camp. sci. Albert de Monaco, No. 69, p. 178, pl. 49, figs. 22-27, 1925.

Stations 5185; 5223; 5231; 5233. Placed by Sars at first in the genus *Scolecithricella* and later transferred in the final Monaco record to the present genus. The species was founded upon a single female taken in a 4,800-meter haul off Lisbon, and no other specimen has

since been found in the Atlantic. A few females were present in the tows at these Philippine stations and, with those found in the *Carnegie* plankton, constitute the records from the Pacific.

Genus AMENOPHIA Boeck, 1865

AMENOPHIA PELTATA Boeck

Amenophia peltata BOECK, Forh. Vid. Selsk. Christiania, for 1864, p. 269, 1865.

Station [5155]; Sabtán Island, Philippine Islands. One female of this harpacticoid copepod was taken in the tow at the anchorage at Sabtán Island [and two other females at 8 fathoms at station 5155 in the Sulu Archipelago]. According to Sars, it is not a strictly littoral species but is found also at moderate depths away from the shore and is thus liable to appear occasionally in the tow.

Genus ANOMALOCERA Templeton, 1837

ANOMALOCERA ORNATA Sutcliffe

PLATE 21, FIGURES 285-295

Station 2396. A dozen specimens of this species of *Anomalocera* were found in the plankton of this *Albatross* station in the Gulf of Mexico.

Female.—Metasome elliptical, a little more than twice as long as wide and narrowed but little at each end. Head separated from the first segment, with a triangular front, a rounded knob over the base of the rostrum and a well-defined hook on each lateral margin. The fifth segment is also separated from the fourth with a large triangular spine at each posterior corner, the left one a trifle longer than the right. The urosome is not quite one-third as long as the metasome exclusive of the caudal rami and is decidedly asymmetrical, with four segments. The genital segment is as wide as long, with a broad lamina extending diagonally backward from the anterior portion of the left side ending in four stout spines, and a long curved spine near the posterior corner of the right side extending back nearly to the second abdominal segment. The abdomen is 3-segmented, the basal segment as long as the other two combined, the second segment very short, and the anal segment widened distally and incised on the posterior margin. The caudal rami are as long as the anal segment, the left one a little the larger, and each with five setae, three of which are on the outer margin.

The rostrum is split nearly to its base with slender filaments strongly curved backward. The first antennae are filiform and reach only to the third thoracic segment, with short and scattered setae. The exopod of the second antenna is only a fourth as wide and less than a

half as long as the endopod, which is stout and 3-segmented. The first and second maxillae have a general form similar to those of *patersonii*, but differ in the details of structure. In the first legs the endopod does not reach the distal end of the second exopod segment, and in the three following pairs of legs the spines on the outer margins of the exopods are stout, with small accessory spines on the inside at the base. In the fifth legs the endopods are a little more than a fourth as long as the exopods and are 1-segmented, with the terminal half divided into two unequal rami. The exopods are 2-segmented, the basal four and a half times as long as the terminal segment, the inner distal corner of each segment prolonged into a long slender spine. Total length 4.25 to 4.75 mm. Metasome 3 mm. long, 1.35 mm. wide.

Male.—Metasome similar to that of the female except for the spines at the posterior corners. The spine on the left is short and curved, the one on the right is long and rodlike, curving around the process on the genital segment and almost reaching the second abdominal segment. The urosome, if the caudal rami are included, is half as long as the metasome and 5-segmented. The genital segment is wider than long, with a short triangular process on the left side and a much longer one on the right side. The four remaining segments are all the same width but vary in length, the second one the longest, the third one the shortest. The caudal rami are slender, enlarged distally, and as long as the last three abdominal segments combined.

The antennae are longer than in the female and reach the genital segment; the swollen portion of the right antenna is shown on plate 21, figure 289. The second antennae, mouth parts, and first four pairs of legs are like those of the female. The fifth legs are uniramous and 3-segmented, the right leg being similar to that of *patersonii* but the left leg having a very different end segment. Total length 3.95 to 4.25 mm.

Types.—[Shortly after this long-delayed paper had reached galley proof, I was informed by Paul L. Illg, associate curator of the National Museum's Division of Marine Invertebrates, that the *Anomalocera* that Dr. Wilson here described and named as new had been anticipated by William H. Sutcliffe, Jr., in the Journal of the Elisha Mitchell Scientific Society, vol. 65, No. 2, pp. 273-275, January 1950. We have therefore suppressed Dr. Wilson's previously given name. Sutcliffe's types, which were collected south-southwest of New River, N. C., in a surface tow, shallow water, 8 fathoms, are now on deposit in the National Museum, No. 89602, holotype female, and No. 89603, allotypic male. The specimens upon which the description by Wilson given above was based are from *Albatross* station 2396, surface, latitude 28°34' N., longitude 86°48' W., Gulf of Mexico, and carry U.S.N.M. No. 74111.—W.L.S.]

Remarks.—This species is considerably larger than *patersonii* and lacks wholly the distinctive coloration of the latter. In both sexes the genital segment has a process on each side, the left one in the female looking like a hand with four spiny fingers, whence the specific name. In the female also the urosome is 4-segmented and quite asymmetrical, and in the male there is a row of knobs on the dorsal midline, one at the posterior margin of each segment, and a large ventral eye at the base of the rostrum.

ANOMALOCERA PATERSONII Templeton

Anomalocera patersonii TEMPLETON, Trans. Ent. Soc. London, vol. 2, p. 35, pl. 5, 1837.

Station 5234. This species appears in the Monaco, *Siboga*, and *Carnegie* planktons. It is a widely distributed species and is often abundant in a favorable locality.

Genus ARIETELLUS Giesbrecht, 1892

ARIETELLUS ACULEATUS (T. Scott)

PLATE 20, FIGURE 280

Rhincalanus aculeatus T. SCOTT, Trans. Linn. Soc. London, ser. 2, Zool., vol. 6, pt. 1, p. 31, pl. 2, figs. 11–24, 1894.

Stations 5185; 5231. Founded upon a single immature male from the Gulf of Guinea and placed in the genus *Rhincalanus* by T. Scott and afterward made a synonym of *Arietellus setosus* by Giesbrecht (1898, p. 124). The *Siboga* plankton yielded a single mature female, which A. Scott rightly judged to be specifically distinct from *setosus*. Upon this female and the immature male A. Scott reestablished his father's species. Farran afterward found a mature male in a surface haul from off New Zealand, which assured the validity of the species. A single male was found at each of the above *Albatross* stations. That they were both in the same immature stage as the original one from the Gulf of Guinea is seen in the fact that their fifth legs (fig. 280) are an exact replica of Scott's original figure.

ARIETELLUS ARMATUS Wolfenden

PLATE 4, FIGURES 23–26

Arietellus armatus WOLFENDEN, Deutsche Südpolar-Exped., 1901–1903, vol. 12, Zool., vol. 4, fasc. 4, p. 330, fig. 67, pl. 36, fig. 4, 1911.

Stations 6; 7; 27; 3878; 4689; 4705; 4722; 4730; 4734; 5319; 5451. Eight specimens, including both sexes, obtained from the first two stations east of Trinidad and north of French Guiana, were identified by Sars as a new species. Single specimens were obtained from the other stations. Wolfenden, in his report on the German South Polar

Expedition, described a new species of *Arietellus* under the above name, but his description and his two figures are very incomplete and really include only a single specific character, the long frontal spine. This, however, is enough to identify the species with the *Albatross* specimens, and the name given by Wolfenden must be retained. But there are many other distinctive characters shown by the various appendages, especially the fifth legs, which warrant a more complete description of both sexes.

Female.—Body rather stout, head partially separated from the first segment by a dorsal groove; forehead produced into an elongated conical spine one-fourth as long as the head and pointed straight forward. Thorax widest at the junction of the head and the first segment, second and third segments narrowed but little, fourth and fifth segments fused and produced at the posterior corners into broad acutely pointed spines, which extend backward to the second abdominal segment and curve upward at their tips. Urosome a fourth as long and a fourth as wide as the metasome, with the frontal spine and the caudal rami both included in the length. The fifth thoracic segment is visible in dorsal view in the posterior sinus of the metasome and gives the urosome an appearance of being 5-segmented. Genital segment wider than long and not protruding ventrally, with nearly straight sides. Abdomen 3-segmented, each segment wider than long, the anal segment incised posteriorly. Caudal rami at the corners of the anal segment and divergent, each a little longer than wide and with five stout setae. The three middle setae are much longer than the other two but are only normally plumose; the outer seta is at the middle of the outer margin.

The first antennae are slender and reach just beyond the tips of the spines at the posterior corners of the metasome. The endopod of the second antenna is a little longer than the exopod; the mandible palp is uniramous with the endopod entirely lacking. The first four pairs of legs are biramous, the rami 3-segmented; the fifth pair (pl. 3, fig. 25) are uniramous and 3-segmented. Their basal segments are fused across the midline; the two plumose setae on the inner corners of the second segments and the appendicular filiform seta on the right leg are exceptionally long. The third segments are nearly as long as the other two combined, slightly swollen at the base and tapered into long acuminate points. Total length 5.20 mm.

Male.—Body similar to that of the female but smaller, the anterior spine fully as large as in the other sex but the spines on the posterior corners of the metasome considerably smaller. The urosome is 5-segmented and the caudal rami and their armature of setae are proportionally larger and more densely plumose. The first antennae

reach the tips of the caudal rami and the left antenna is geniculate, the terminal portion 3-segmented. The second antennae, mouth parts, and first four pairs of legs are like those of the female. The fifth legs are asymmetrical, the right one longer and stouter than the left (pl. 4, fig. 26), with two curves giving it an S shape. The first two segments of the exopod have spines at their outer distal corners, long, slender, and acuminate. The second segment also has a short and stout spine on the surface at the distal end just inside the inner margin. The terminal segment is nearly three times as long as wide, bluntly rounded at its tip and without any spines or setae. The right endopod is apparently 2-segmented and attached to the inner margin of the basipod near the distal end. The first two segments of the left leg also carry spines at the outer distal corner, stouter than those on the right leg and slightly curved, and in addition the second segment has a sinuous distal margin. The terminal segment is armed with three fingerlike processes, one on the outer margin near the base and two unequal in size at the tip. The left endopod is 1-segmented, and its enlarged tip is bilobed; like the right endopod, it is attached not to the end of the basipod but on the inner margin. Total length 4.21 mm.

Neotypes.—U.S.N.M. No. 70735; station 7, latitude $8^{\circ}04'$ N., longitude $52^{\circ}47'$ W., North Atlantic.

Remarks.—The long frontal spine enables this species to be recognized at sight, and if desired the identity may be strengthened by the broad spines at the posterior corners of the metasome and the details of the fifth legs.

ARIETELLUS GIESBRECHTI Sars

PLATE 10, FIGURE 107

Arietellus giesbrechti Sars, Bull. Mus. Océanogr. Monaco, No. 40, p. 21, 1905b.

Stations 16; 4605; 4705; 5457. Established by Sars upon specimens obtained in the temperate Atlantic and fully described and figured in the Monaco plankton, this species does not appear in any of the other lists. This is the first record since the original discovery and the first from the Pacific Ocean.

ARIETELLUS PAVONINUS Sars

Arietellus pavoninus Sars, Bull. Mus. Océanogr. Monaco, No. 40, p. 22, 1905b; Rés. camp. sci. Albert de Monaco, No. 69, p. 333, pl. 120, figs. 1-6, 1925.

Station 4722. Established by Sars upon specimens obtained near the Azores, reported by Farran from west of Ireland, and identified by Sars in this *Albatross* plankton from southwest of the Galápagos

Islands. Since it has never been recorded elsewhere, this is the first Pacific record, as in the case of the preceding species.

ARIETELLUS PLUMIFER Sars

PLATE 20, FIGURE 281

Arietellus plumifer Sars, Bull. Mus. Océanogr. Monaco, No. 40, p. 21, 1905b; Rés. camp. sci. Albert de Monaco, No. 69, p. 332, pl. 119, figs. 7-11, 1925.

Stations 4673; 4700; 4705; 4707; 4717; 4719; 4722; 4730; 4742; 4743; 5120; 5185. Established by Sars upon specimens of both sexes found in the northern Atlantic and does not appear except in the Monaco plankton. The list of stations shows that the species is fairly abundant in the Pacific. One of the males from station 5120 is worthy of notice because of variations in the details of the fifth legs as shown on plate 19, figure 281. There is sufficiently close correspondence to Sars' figure (pl. 119, fig. 10) of the fifth legs to show that the two are really the same species. But there are interesting differences in the details of the endopods, the second segment of the right exopod, and the terminal segment of the left exopod.

ARIETELLUS SETOSUS Giesbrecht

PLATE 20, FIGURES 283, 284

Arietellus setosus GIESBRECHT, Fauna und Flora des Golfes von Neapel, monogr. 19, p. 415, pl. 29, figs. 1, 3-7, 9-13, 21; pl. 39, figs. 34-36, 1892.

Stations 4638; 4721; 4730; 4734; 4740; 5451. This species has been reported in the *Siboga*, Monaco, and *Carnegie* plankton lists and is well distributed in every ocean. It may be recognized by the length of the caudal setae, which often equals that of the entire body. These setae are also often tufted and densely plumose; in fact, the plumes are so dense that they sometimes become badly matted in the preservative. The forehead is pointed and terminates in a short blunt spine. The first antennae do not quite reach the tips of the spines at the posterior corners of the metasome.

ARIETELLUS SIMPLEX Sars

PLATE 21, FIGURE 300; PLATE 22, FIGURES 301, 302

Arietellus simplex Sars, Bull. Mus. Océanogr. Monaco, No. 40, p. 22, 1905b; Rés. camp. sci. Albert de Monaco, No. 69, p. 334, pl. 120, figs. 7-12, 1925.

Stations 3; 4655; 4673; 4679; 4700; 4707; 4711; 4715; 4717; 4719; 4740; 4758; 4766; 5120; 5185; 5287. This is the largest species of the genus and was found at 1 *Siboga* and 14 Monaco stations. All the Monaco specimens were found in the Atlantic, while the single male of the *Siboga* plankton was taken in the Pacific. With the exception

of those taken at station 3, all the *Albatross* specimens were found in the Pacific, chiefly south of the Equator. As would naturally be expected, these Pacific specimens show regional differences, which, however, are more than offset by the numerous points of correspondence, leaving no doubt as to their identity. The fifth legs of the males are exact replicas of the figure given by Sars in his Monaco report, but those of the female are proportionally elongated. One of the females at station 5120 showed the malformation appearing on plate 22, figure 302, the right leg lacking the two plumose setae at the inner distal corner of the proximal segment. The segment itself is also rounded off and narrowed enough to show that it never possessed those setae, although it does present an exceptionally long appendicular seta.

ARIETELLUS TRIPARTITUS, new species

PLATE 4, FIGURES 27-29

Stations 4740; 5301. Four females were found at the first of these stations between the Galápagos and Paumotu Islands; a single female was found at the second station, in the China Sea.

Female.—Metasome about two and a half times as long as wide and narrowed anteriorly and posteriorly, with smoothly rounded posterior corners. The head is fused with the first segment and the combined cephalothorax makes up about two-thirds of the metasome. A short crest projects from the center of the forehead which shows up better in a lateral view (pl. 4, fig. 28), where it is seen to be curved downward a little. The second segment is longer than either the third or the fused fourth and fifth segments, which are about equal in length. The posterior corners are broadly rounded and without spines, although they project backward nearly to the posterior margin of the genital segment. The urosome is 4-segmented and widened posteriorly, the anal segment longer than the other two abdominal segments combined and also wider. The caudal rami are as long as the anal segment, twice as long as wide and divergent. All the caudal setae were so mutilated that no idea of their length or of the density of the plumes upon them could be obtained.

First antennae just reaching the posterior margin of the third thoracic segment; endopod of second antenna more than half as long again as the exopod. Maxilliped slender, the basal segment not enlarged, and armed with setae only; first four pairs of legs like those in other species of the same genus. The fifth legs, however, are peculiar in that the second segment carries three stout plumose setae instead of two at its inner distal corner. The corner is broadly rounded, projecting more than in other species; the three setae are

all the same size and length, one terminal and one on either side. The appendicular seta on the right leg is about twice as long as the one on the left leg and both are plumose. The end segment is a plump cone tipped with a curved spine, and the joint between the two segments is considerably wrinkled. Total length 4 mm. Male unknown.

Type.—U.S.N.M. No. 70761; station 4740, latitude 9°02'S., longitude 123°20'W., off Paumotu Islands.

Remarks.—The hooked lamina projecting from the forehead, the broadly rounded posterior corners of the metasome, and the three plumose setae on the second segments of the fifth legs are the distinguishing characters of this new species. No other species in the genus exhibits any one of these characters and hence the validity of the species is trebly assured.

Genus *AUGAPTILUS* Giesbrecht, 1889

AUGAPTILUS ANCEPS Farran

Augaptilus anceps FARRAN, Fisheries Ireland, Sci. Invest. for 1906, pt. 2, p. 79, pl. 8, figs. 15–19, 1908.

Stations 4685; 4719; 4721; 5120. Established by Farran upon two or three female specimens from west of Ireland and afterward fully described and figured by Sars in his Monaco report. The specimens from the first three *Albatross* stations were identified by Sars. They constitute the first record from the Pacific.

AUGAPTILUS GLACIALIS Sars

Augaptilus glacialis SARS, Norwegian North Polar Exped., vol. 5, Crustacea, p. 88, pls. 26, 27, 1900.

Station H. 2727. Originally described by Sars in his account of the copepods of the Norwegian North Polar Expedition and afterward included in the Monaco plankton, but not found in the other lists. Previously reported from the North Atlantic and Arctic Oceans. The above *Albatross* station is the first record from the Pacific Ocean. In the collections of the National Museum there are also seven females taken by C. S. McClain, of the U. S. S. *Alert* in Baffin Bay, lat. 73°17' N., long. 58°40' W., June 24, 1884. [The material from station H. 2727 was not found among the material returned to the Museum by Dr. Wilson.—W. L. S.]

AUGAPTILUS LONGICAUDATUS (Claus)

Hemicalanus longicaudatus CLAUS, Die freilebenden Copepoden, p. 179, pl. 29, fig. 3, 1863.

Stations 7; 2219; 4638; 4669; 4671; 4687; 4695; 4700; 4703; 4705; 4707; 4715; 4716; 4721; 4722; 4730; 5246. Many specimens were ob-

tained from these 15 *Albatross* stations. Though quite abundant at 30 stations in the Monaco plankton, only six specimens were found in the *Siboga* plankton and three in the *Carnegie* plankton. These differences suggest that it may be seasonal in its distribution.

AUGAPTILUS MEGALURUS Giesbrecht

Augaptilus megalurus GIESBRECHT, Atti Accad. Lincei, Rome, ser. 4, vol. 5, sem. 1, p. 814, 1889; Fauna und Flora des Golfes von Neapel, monogr. 19, pp. 400, 414, pl. 27, fig. 28; pl. 28, fig. 7; pl. 29, fig. 20; pl. 39, fig. 47, 1892.

Stations 4700; 4707; 5120; 5227. Found at 13 stations in the Monaco plankton but not present in the other lists.

Genus BATHYCALANUS Sars, 1905

BATHYCALANUS RICHARDI Sars

Bathycalanus richardi Sars, Bull. Mus. Océanogr. Monaco, No. 26, p. 8, 1905a; Rés. camp. sci. Albert de Monaco, No. 69, p. 16, pl. 4; pl. 5, figs. 1-6, 1925.

Stations 4707; 4765; 4810; 5120; H. 3789. Found at 13 stations in the Monaco plankton but not appearing in the other lists. This is one of the largest of the free-swimming copepods. It usually remains at considerable depths, thus entirely escaping surface tows, and can be captured only in a deep vertical haul.

Genus BATHYPONTIA Sars, 1905

BATHYPONTIA ELONGATA Sars

Bathypontia elongata Sars, Bull. Mus. Océanogr. Monaco, No. 40, p. 24, 1905b; Rés. camp. sci. Albert de Monaco, No. 69, p. 356, pl. 126, 1925.

Stations 4679; 4681; 4687; 4717; 4719; 4740. Established by Sars as the type species of a new genus in his preliminary report on the Monaco plankton. His specimens were found in the tow at 21 Atlantic stations but the species does not appear in any of the other plankton lists. The specimens which he identified from the 6 *Albatross* stations constitute the first record from the Pacific.

BATHYPONTIA MINOR Sars

PLATE 22, FIGURE 303

Bathypontia minor Sars, Bull. Inst. Océanogr. Monaco, No. 101, p. 27, 1907; Rés. camp. sci. Albert de Monaco, No. 69, p. 360, pl. 127, figs. 12-18, 1925.

Stations 5120; 5320. Established upon two female specimens taken singly at two North Atlantic stations in the Monaco plankton. In this *Albatross* plankton also only a single female was found at each of the above stations. The species does not appear in any of the other lists. These are the first specimens reported after the original discovery, and they constitute the first record from the Pacific. The

fifth legs, shown on plate 22, figure 303, are almost exactly like those of *Paracalanus parvus*, but the female from which they were taken was fully three times as large as a *parvus* female.

Genus **BRADYIDIUS** Giesbrecht, 1897

Undinopsis "Sars in litt.," SCHNEIDER, Tromsø Mus. Aarsheft., vol. 7, p. 131, 1884 (*nomen nudum*).

Bradyidius GIESBRECHT, Zool. Anz., vol. 20, p. 253, 1897.

Bradyanus VANHÖFFEN, Zool. Anz., vol. 20, p. 322, 1897a.

Undinopsis SARS, Crustacea of Norway, vol. 4, p. 31, 1902; and other authors.

Bradyidius A. SCOTT, *Siboga*-Expedition, monogr. 29a, pt. 1, p. 39, 1909.

Undinopsis WILSON, U. S. Nat. Mus. Bull. 158, pp. 552, 554, 555, 1932; Carnegie Inst. Washington Publ. 536, p. 210, 1942.

[As the correct name for this genus has long been in question and no satisfactory decision could be reached regarding it from the synonymies or arguments advanced by any of the authors concerned, original sources were directly consulted. To save others the time it has taken us, the results of this study are set forth below.

Undinopsis appears first to have been used by J. Sparre Schneider (1884, p. 131),⁵ who credited the name to Sars "in litt." No matter which of the two was the author, the name is without standing, as neither the genus nor its unique species, *bradyi*, was diagnosed, nor was any particular type or previously published species cited at the time.

Bradyidius was proposed by Giesbrecht (1897, p. 253) for a species mistakenly identified by Brady (1878, p. 46) as the *Pseudocalanus* (now *Aetidius*) *armatus* of Boeck (1872, p. 38). Giesbrecht's (1897, p. 253) *Bradyidius* unquestionably takes precedence over *Bradyanus* Vanhöffen (1897a, p. 322). Vanhöffen based his claim to priority on the fact that his name had been published before Giesbrecht's in conjunction with the name of a new species, *Bradyanus armatus*, by Chun (1897, p. 28). Chun, however, merely listed identifications supplied him by Vanhöffen from the latter's then unpublished manuscript on the Fauna and Flora of Greenland (1897b, p. 292). Although this paper appeared in the same year, it was antedated by Giesbrecht's by some months. Precise dates cannot now be obtained, but it is to be noted that Giesbrecht's article appeared on page 253 of the Zoologischer Anzeiger with the printed annotation "eingeg. 9. Juli 1897," whereas Vanhöffen's article, which appeared on page 322 of the same

⁵ In J. Sparre Schneider only the following is given regarding the genus (and species) in question: "74. *Undinopsis bradyi* G. O. Sars in litt./Af denne hidtil ubeskrevne art, der er en virkelig bund-/form, medbragtes endel eksplr. fra samme lokalitet som forregaaende. Jeg har ogsaa fundet den ved Tromsø." (Of this hitherto undescribed species, which is a true bottom form, a number of specimens were obtained from the same locality as the foregoing [species, *Calanus finmarchicus*]. It has also been found near Tromsø.—Translation by Dr. Adam G. Böving.)

volume, is annotated "eingeg. 12. August 1897." In this article Vanhöffen admits that the larger account from which the name published by Chun was taken was still awaiting publication "in der nächstens erscheinenden 'Fauna und Flora von Grönland.'"

In 1902 Sars (p. 32) revealed that his earlier *nomen nudum*, *Undinopsis bradyi* (Sars, in Schneider, 1894, p. 131), was identical with *Bradyidius armatus*. (In this connection, see also T. Scott, 1900, p. 383.) Disregarding all that had gone before, Sars (1902, p. 33) sought to validate the generic name *Undinopsis* with no more argument than that it "ought to be preferred."

The *Albatross* secured some material of both of the species here discussed. No attempt is made to give all references in literature for either; only the more important synonymy is cited.—W. L. S.]

BRADYIDIUS ARMATUS Giesbrecht

Pseudocalanus armatus BRADY, Monograph of British free and semiparasitic Copepoda, vol. 1, p. 46, 1878 (part; not *P. armatus* Boeck).

Undinopsis bradyi "Sars in litt.," SCHNEIDER, Tromsø Mus. Aarsheft., vol. 7, p. 131, 1884 (*nomen nudum*).

Bradyidius armatus GIESBRECHT, Zool. Anz., vol. 20, p. 253, 1897.—T. SCOTT, 17th Ann. Rept. Fish. Board, Scotland, pt. 3, No. 7, p. 248, 1899; 18th Ann. Rept., pt. 3, No. 11, p. 383, 1900.—VAN BREEMEN, Nordisches Plankton, Lief. 7, VIII, Copepoden, p. 31, fig. 31 a-c, 1908.—PESTA, in G. Grimpe u. E. Wagler, Die Tierwelt der Nord- und Ostsee, Lief. 8, pt. Xc, p. 33, 1927. (Van Breemen and Pesta credit the specific name to Brady instead of Giesbrecht, at the same time sustaining its precedence over *Undinopsis bradyi* Sars.)

[Stations 5185; 5190. Two females of this species, which was previously reported from the Atlantic and Pacific, usually from deep water, were taken in a vertical haul from 550 fathoms to the surface at the first of these two Philippine stations. Although identified also from the second station by Dr. Wilson, the specimens on which the record is based appear not to have been saved. This haul was also a vertical one from 250 fathoms.—W. L. S.]

BRADYIDIUS SIMILIS (Sars)

PLATE 35, FIGURE 542

Bradyanus armatus CHUN, Die Beziehungen zwischen dem arktischen und antarktischen Plankton, p. 28, 1897.—VANHÖFFEN, Zool. Anz., vol. 20, p. 322, 1897a; in Erich von Drygalski, Grönland-Expedition der Gesellschaft für Erdkunde zu Berlin, 1891-1893, vol. 2, pt. 1, p. 280, 1897b.

Undinopsis similis SARS, Crustacea of Norway, vol. 4, p. 34, pl. 21, 1902.

Undinopsis armatus VANHÖFFEN, Zool. Jahrb., Abt. Syst., vol. 25, p. 517, 1907.

Bradyidius similis VAN BREEMEN, Nordisches Plankton, Lief. 7, VIII, Copepoden, p. 32, fig. 32 a, b. 1908.

Stations 5030; 5227. Four females were identified from the first of these stations and a male and two females from the second. Hitherto

the species has been confined to the Arctic Ocean and the North Sea, and this is the first record from the Pacific. The fifth legs of the male (fig. 542) show rudiments of endopods.

Genus CALANOIDES Brady, 1883

CALANOIDES BREVICORNIS (Lubbock)

Calanus brevicornis LUBBOCK, Trans. Ent. Soc. London, new ser., vol. 4, p. 17, pl. 3, 1856.

Stations 5129; 5246; 5320. About 75 specimens, nearly all fully grown females, were found in the plankton taken at station 5320 in the China Sea off Formosa. It was reported also in the *Siboga* and Monaco lists. The pointed forehead, with its rudiments of a median crest and its forward projection in lateral view, furnishes an easy identification for the species. It was also noted in these specimens that the anterior portion of the head in front of the mouth parts was of a different color from that of the body, sometimes whitish, sometimes reddish coppery, and was more or less transparent. The fifth legs of the male in this species are no longer than the fourth pair and thus relatively much shorter than in Brady's genotype, *C. patagoniensis* (Brady, 1883, p. 75).

Genus CALANOPIA Dana, 1853

CALANOPIA AMERICANA F. Dahl

Calanopia americana F. DAHL, Ber. Naturf. Ges. Freiburg, new ser., vol. 8, p. 21, pl. 1, figs. 23-26, 1894a.

Station 5186. Twelve specimens, mostly male, were found at this station off Panay Island, Philippine Islands. The species, which was founded by Dahl upon specimens of both sexes collected in the lower Amazon River, was reported by Scott in the *Siboga* plankton from off the Bermuda Islands, by Farran (1929, p. 274) from off Rio de Janeiro, and in the *Carnegie* plankton from the Caribbean region. Although Dahl's specimens were obtained a considerable distance from the ocean, the water from which they were taken showed a salinity of 11.8 percent. All the other specimens came from the open ocean, and hence this must be listed as an oceanic species capable of withstanding considerable reduction in salinity.

CALANOPIA AURIVILLII Cleve

Calanopia aurivillii CLEVE, Kongl. Svenska Vet.-Akad. Handl., vol. 35, No. 5, p. 37, pl. 2, figs. 17-23; pl. 3, figs. 1-10, 1901.

Stations 5175; 5176, 5185; 5233; 5234; 5262; 5308; 5340; 5415; 5530; 5601; Sabtán Island, Philippine Islands. This species appears in the *Siboga* plankton but in none of the other lists. Cleve's type speci-

mens came from the Malay Archipelago, while these *Albatross* stations are all among the Philippine Islands.

CALANOPIA ELLIPTICA (Dana)

Pontella elliptica DANA, Proc. Amer. Acad. Arts and Sci., vol. 2, p. 27, 1849.

Calanopia elliptica DANA, United States Exploring Expedition, 1838-42 (Wilkes), vol. 14, pt. 2, Crustacea, p. 1132, 1853; pl. 79, fig. 6 a, b, 1855.

Stations 2396; 4037; 5102; 5133; 5175; 5180; 5185; 5186; 5190; 5196; 5223; 5225; 5228; 5230-5232; 5246; 5262; 5263; 5319; 5320; 5338; 5340; 5348; 5422; 5434; 5553; Fiji Islands; Gilbert Islands. Present in all the plankton lists except the Monaco.

CALANOPIA MINOR A. Scott

PLATE 22, FIGURE 304

Calanopia minor A. SCOTT, Trans. Liverpool Biol. Soc., vol. 16, p. 406, pl. 1, figs. 1-5, 1902.

Stations 2396; 4009; 4037; 4952; 5102; 5133; 5134; 5175; 5180; 5185; 5186; 5196; 5223; 5225; 5226; 5228; 5230-5232; 5246; 5263; 5320; 5338; 5340; 5348; 5387; 5434; 5489; 5578; Charles Island, Galápagos; Iloilo Straits, Philippine Islands. This species has been reported from the Red Sea, the northern area of the Indian Ocean, and appears in the *Siboga* lists, where it frequently occurs with *C. elliptica*.

CALANOPIA SARSI, new species

PLATE 5, FIGURES 30-33

Forty specimens, including both sexes, were taken in the surface plankton off the Fiji Islands, south of the Suva Light. These were identified by Sars as a new species, and as he suggested no name they have been named for him.

Female.—Metasome elliptical, narrowed considerably anteriorly but only a little posteriorly. The forehead is bluntly pointed and the posterior corners of the fused fourth and fifth segments are produced into symmetrical acuminate spines, which are inclined a little outward. Urosome two-fifths as long as the metasome and 2-segmented, the genital segment the same length as the abdomen but twice as wide. Caudal rami shorter than the abdomen but three times as long as wide, each with five setae, all rather short.

First antennae slender and 19-segmented, reaching the center of the genital segment; the second antennae, mouth parts, and first four pairs of legs similar to those in other species of the genus. Fifth legs symmetrical, each 4-segmented, the two basal segments (basipod) considerably thickened, the two distal segments (exopod) narrower

and about equal in length. The first of these exopod segments has a single acuminate spine at its distal end that is as long as the terminal segment. The latter is tipped with three acuminate spines, the inner one longer and slenderer than the others. Total length 1.90 to 2 mm. Metasome 1.50 mm. long, 0.50 mm. wide.

Male.—Metasome similar to that of the female, but the forehead is smoothly rounded and the spines at the posterior corners are asymmetrical, the right one wider and longer than the left and distinctly notched on its inner margin. Urosome two-fifths as long as metasome and 5-segmented, the anal segment very short and narrower than the others, which are all about the same width, one-fifth as wide as the metasome.

The first antennae reach the center of the third segment of the urosome; the right antenna is geniculate, the terminal portion made up of four segments of about equal length. The segment in front of the flexure is the same length as the terminal segments but considerably wider. The second antennae, mouth parts, and first four pairs of legs are like those of the female. Each fifth leg is 4-segmented as in the female; the second segment of the right leg is invaginated at its distal end where it articulates with the third segment. The latter is considerably swollen and carries on its outer margin the acuminate thumb of the chela. The curved terminal segment forms the dactylus and is somewhat flattened, with two setae on its inner surface and three at its tip. The third segment of the left leg has a stout spine at its outer distal corner and the end segment carries three terminal setae three times as long as the segment and an inner fourth one only half as long as the segment. Total length 1.82 mm.

Types.—U.S.N.M. No. 70742; off the Fiji Islands, south of the Suva Light.

Remarks.—The structure of the fifth legs in both sexes and the asymmetry of the spines at the posterior corners of the metasome in the male are the distinctive characters of this new species.

CALANOPIA THOMPSONI A. Scott

PLATE 20, FIGURE 282

Calanopia thompsoni A. SCOTT, Copepoda of the *Siboga* Expedition, monogr. 29a, pt. 1, p. 178, pl. 69, figs. 1-8, 1909.

Stations 5105; 5186; 5223; 5342. Originally established by Scott upon 160 specimens including both sexes from four *Siboga* stations in the tropical Pacific, but not found in any of the other lists. This is the largest species of the genus and is readily distinguished from any of the others by its size and by the lateral hooks on the sides of the head like those in the genus *Pontella*. The *Albatross* specimens

were at first assigned to the genus *Pontella*, but the fifth legs shown in the accompanying figure prove that they really belong to this genus and species.

Genus CALANUS Leach, 1819

CALANUS CRISTATUS Krøyer

Calanus cristatus KRØYER, Voy. Comm. sci. Nord Scandinavie . . . la corvette *La Recherche*, Atlas, pl. 41, 1842-45; Naturh. Tidsskr., Kjøbenhavn, ser. 2, vol. 2, pp. 546, 553, 1848; p. 607, 1849.

Stations 31; 33; 35; 37; 38; 41-44; 46; 48-50; 51; 52; 57; 60; 2859; 2861; 3602; 4747; 4757-4760; 4763; 4765; 4766; 4781; 4785; 4793; 4805; 4806; 5030; H. 1689; H. 2700. These stations for the greater part are in Alaskan waters and in the Bering and Okhotsk seas; three stations lie off the west coast of the United States; only one or two specimens were obtained at each station except 4793, where 50 were captured. Until very recently, this species has been a puzzle to investigators, since no adults of either sex could be found. The present author has handled many hundreds of specimens, but they always proved to be females in the last copepodid stage. This was true of the *Carnegie* specimens and of this *Albatross* material. But in November 1937 a vertical haul in the deep waters of Sagami Bay in northern Japan was found to contain adults of both sexes, which have been described by Dr. Otohiko Tanaka (1938, p. 599), of the Mitsui Institute of Marine Biology, near Simoda, Izu. The fifth legs in both sexes have 3-segmented rami, and the right fifth leg in the male is modified as in other males of the genus. The frontal crest, so prominent in the immature female, is retained in the adult form but almost entirely disappears in the mature male. The species founded and maintained upon a late developmental stage for nearly a century now becomes fully established.

CALANUS FINMARCHICUS (Gunnerus)

Monoculus finmarchicus GUNNERUS, Skrifter Kjøbenhavnske Selskab., vol. 10, p. 175, figs. 20-23, 1765.

Stations 12; 13; 29; 33-35; 37; 38; 41; 42; 46; 48-50; 52; 57; 2770; 2859; 2861; 3602; 3696; 4655; 4673; 4753; 4756-4760; 4762; 4767; 4785; 4800; 4806; 5030; 5655; H. 1689; H. 2701; Amchitka Island; Behm Canal; Yes Bay, Alaska. This is the best known and most widely distributed copepod in northern latitudes and is found in all of the plankton lists except the *Siboga*. Because of its size and the enormous numbers it attains in favorable localities it becomes of great economic importance as a food supply for many fishes and even for some whales.

CALANUS HELGOLANDICUS (Claus)

Cetochilus helgolandicus CLAUS, Die freilebenden Copepoden, p. 171, pl. 26, figs. 2-9, 1863.

Station 37; 57; 4574; 4652; 4655; 4657; 4673; 4759. This species appears in the *Carnegie* and Monaco planktons but not in the other lists. Sars, who identified these *Albatross* specimens, stated in the Monaco report (p. 6) that this is a more southern form than *finmarchicus* and that it is never found in the Arctic Ocean but is widely distributed in all other regions. It is worthy of note that four of the above stations are located off the west coast of Peru in the current that flows north from the Antarctic.

CALANUS HYPERBOREUS (Krøyer)

Calanus hyperboreus KRØYER, Kong. Danske Vidensk. Selsk., Nat. math. Afh., vol. 7, p. 310, pl. 4, fig. 23, 1838.

Stations 31; 33; 2195; 3602; 4747; 4793; 4805; 4806; H. 2700. This species also appears in the *Carnegie* and Monaco planktons but not in the others. It is a boreal species found in the Arctic and northern Atlantic and Pacific Oceans often in company with *finmarchicus*.

CALANUS TONSUS Brady

Calanus tonsus BRADY, Voyage of H. M. S. *Challenger*, Zool., vol. 8, pt. 23, Copepoda, p. 34, pl. 4, figs. 8, 9, 1883.

Stations 12; 80; 4758; 4766; 4793; 5030; 5246. Established by Brady upon specimens from the southern Pacific and Atlantic, it was recorded from one station in the *Carnegie* plankton but does not appear in the other lists.

Genus CALIGUS Müller, 1785**CALIGUS CORYPHAENAE Steenstrup and Lütken**

Caligus coryphaenae STEENSTRUP and LÜTKEN, Dansk. Vid. Selsk. Skriv., vol. 5, p. 360, pl. 4, fig. 7, 1861.

Station 4679. A single male of the parasitic species was captured swimming in the surface plankton at the above station.

CALIGUS LATIFRONS Wilson

Caligus latifrons WILSON, Proc. U. S. Nat. Mus., vol. 28, pp. 587-589, pl. 12, figs. 140-149, 1905.

Stations 4952; 5223, 5460. Since only one female was taken at each of these stations and the male still remains unknown, this must be regarded as a rare species. Until taken by the *Albatross* this species, based upon a single female without data as to the host or locality, had not been reported since described by the present author. The

original lack of data was no doubt due to the fact that the original specimen, like the *Albatross* specimens, was captured while swimming freely in the plankton.

CALIGUS RAPAX Milne Edwards

Caligus rapax MILNE EDWARDS, Hist. nat. Crust., vol. 3, p. 453, pl. 38, 1840.

Station 2396. At this station in the Gulf of Mexico a single male believed to be this species was taken in a surface tow. The species is parasitic upon a great variety of hosts without showing particular preference for any of them. Both sexes have been reported many times as captured while swimming freely among the pelagic forms.

CALIGUS THYMNI Dana

PLATE 22, FIGURE 317

Caligus thymni DANA, Proc. Amer. Acad. Arts and Sci., vol. 2, p. 56, 1849; United States Exploring Expedition, 1838-1842 (Wilkes), vol. 14, pt. 2, Crustacea, p. 1353, 1853; pl. 94, fig. 3 a-c, 1855.

Caldera Bay anchorage, west coast of Mindanao, Philippine Islands. The tow at this anchorage was made by setting the net in the tide current at the gangway; many copepods were obtained. Among them was the male of a species described as new by Dana in the Wilkes plankton and named *Caligus thymni*. His figures included a ventral view of the male and a dorsal view of the genital segment, abdomen, and ovisacs of the female. The only full length dorsal view of either sex was one of the male published by T. Scott (1894, p. 129) which did not show the markings on the dorsal surface of the carapace. Accordingly, figure 317 is here included in order to call attention to certain important characters.

The carapace forms two-thirds of the entire length and is three-fourths as wide as long. On the dorsal surface the transverse groove is in front of the center, and the lateral grooves are pushed well over toward the sides, thereby making the area included by them exceptionally large. The genital segment is one-half wider than long, with convex lateral margins and two pairs of rudimentary legs on the posterior margin. The caudal rami are less than half as long as the anal segment and are wider than long, each with four setae. For ready reference this male has been given U.S.N.M. No. 74113.

Genus CALOCALANUS Giesbrecht, 1888

CALOCALANUS PAVO (Dana)

Calanus pavo DANA, Proc. Amer. Acad. Arts and Sci., vol. 2, p. 13, 1849; United States Exploring Expedition, 1838-1842 (Wilkes), vol. 14, pt. 2, Crustacea, p. 1061, 1853; pl. 72, fig. 12 a, b, 1855.

Stations 8; 9; 14; 54; 64-67; 71; 3782; 3789; 3799; 3829; 3878; 3901; 4009; 4644; 5175; 5196; 5301; 5399; 5651; Fiji Islands. Originally established by Dana in the genus *Calanus*, this species was present in the *Siboga* and the *Carnegie* planktons, where it was abundant.

CALOCALANUS STYLIREMIS Giesbrecht

Calocalanus styliremis GIESBRECHT, Atti Accad. Lincei, Rome, ser. 4, vol. 4, sem. 2, p. 333, 1888; Fauna und Flora des Golfes von Neapel, monogr. 19, pp. 176, 185, pl. 9, figs. 15, 18, 29; pl. 36, figs. 46-48, 1892.

Stations 46; 65; 4010; 5651; Fiji Islands; Hawaiian Islands. This species, well distributed in the *Carnegie* plankton, was found at a single station in the Monaco plankton, but did not appear in the other lists.

Genus CANDACIA Dana, 1846

CANDACIA AETHIOPICA (Dana)

Candace ethiopica DANA, Proc. Amer. Acad. Arts and Sci., vol. 2, p. 23, 1849; United States Exploring Expedition, 1838-1842 (Wilkes), vol. 14, pt. 2, Crustacea, p. 1115, 1853; pl. 78, fig. 5 a-f, 1855.

Stations 6; 7; 26; 27; 30-32; 39; 41; 52-54; 57; 60; 63; 65; 3799; 3829; 3867; 3878; 3901; 3932; 3980; 4009-4011; 4037; 4190; 4611; 4684; 4688; 4692; 4705; 4724; 4725; 4730; 4731; 4738; 4952; 5102; 5105; 5120; 5133; 5185; 5223; 5224; 5308; 5340; 5382; 5387; 5553; 5578; 5646; Fiji Islands. Found in all the plankton lists except the *Challenger*. In the *Albatross* collections it is well distributed but nowhere abundant except at station 4688 off the west coast of Peru, where more than a hundred specimens were obtained in a surface tow. The characteristic dark color of the appendages remains even after long preservation.

CANDACIA ARMATA (Boeck)

Candace armata BOECK, Forh. Vid. Selsk., Christiania, vol. 14, p. 39, 1872.

Stations 2236; 3829; 4010; 4611; 4615; 4640; 4757; 4793; 5105; 5120; 5129; 5175; 5180; 5185; 5190; 5196; 5230; 5231; 5399; 5412. Found in all the planktons except that of the Wilkes Expedition and very widely distributed. In the *Albatross* tows it is chiefly confined to stations off the west coasts of Mexico and Central America.

CANDACIA BIPINNATA (Giesbrecht)

Candace bipinnata GIESBRECHT, Atti Accad. Lincei, Rome, ser. 4, vol. 5, sem. 1, p. 815, 1889; Fauna und Flora des Golfes von Neapel, monogr. 19, pp. 424, 439, pl. 22, fig. 20; pl. 39, figs. 27, 29, 1892.

Stations 3; 5; 7; 15; 24; 30; 41; 43; 49; 65; 76; 3799; 3800; 3901; 4010; 4011; 4615; 4700; 5129; 5133; 5155; 5180; 5185; 5224; 5225;

5234; 5601. These were mostly surface tows; a few were vertical hauls from 550, 300, 100 fathoms or less to the surface. The species was present in the *Siboga*, Monaco, and *Carnegie* planktons in small numbers.

CANDACIA BISPINOSA (Claus)

Candace bispinosa CLAUS, Die freilebenden Copepoden, p. 191, pl. 27, figs. 9-16; pl. 28, fig. 5, 1863.

Stations 3; 5; 7; 15; 19; 24; 30; 41; 42; 49; 62; 63; 65; 76; 77; 3412; 3799; 3834; 3867; 3878; 3901; 4037; 4611; 4644; 4646; 4700; 4952; 5105; 5110; 5129; 5134; 5175; 5180; 5185; 5186; 5196; 5223; 5225; 5232; 5233; 5262; 5434; Nasugbu Bay, Luzón, Philippine Islands. Well distributed in the *Carnegie* plankton, but rare in the *Siboga* and Monaco planktons.

CANDACIA CURTA (Dana)

Candace curta DANA, Proc. Amer. Acad. Arts and Sci., vol. 2, p. 23, 1849; United States Exploring Expedition, 1838-1842 (Wilkes), vol. 14, pt. 2, Crustacea, p. 1116, 1853; pl. 78, fig. 6 a-d, 1855.

Stations 39; 4540; 4635; 4671; 4673; 4691; 4699. This species was present at 6 Pacific stations in the *Carnegie* plankton, 24 Pacific stations in the *Siboga* plankton, and 3 Atlantic stations in the Monaco plankton.

CANDACIA ELONGATA (Boeck)

Candace elongata BOECK, Forh. Vid. Selsk., Christiania, vol. 14, p. 39, 1872.

Station 4716. Identified by Sars from this single station near the Galápagos Islands in the *Albatross* plankton and from eight Atlantic stations in the Monaco plankton, but not occurring in the other lists.

CANDACIA LONGIMANA (Claus)

Candace longimana CLAUS, Die freilebenden Copepoden, p. 190, pl. 27, fig. 17; pl. 28, fig. 4, 1863.

Stations 222; 3799; 3878; 4611; 4638; 4646; 4685; 4691; 4700; 4736; 4738; 5155; 5185; 5263; 5489. Identified by Sars from 7 of these 14 *Albatross* stations and from 35 stations in the Monaco plankton, but found at only 2 stations in the *Carnegie* and 2 in the *Siboga* plankton.

CANADACIA NORVEGICA (Boeck)

Candace norvegica BOECK, Forh. Vid. Selsk., Christiania, for 1861, p. 235, 1865.

Stations 31; 41; 3799; 3878; 3901; 4010; 4011; 4190; 4611; 4638; 4646; 4785; 4806; 5129; 5180; 5185; 5186; 5223; 5309; 5340; 5430. This species was obtained at 25 Atlantic and Pacific stations in the

Carnegie plankton but was not present in any of the other lists. It has also been reported from the Pacific by Sewell (1932, p. 336).

CANDACIA PACHYDACTYLA (Dana)

Candace pachyductyla DANA, Proc. Amer. Acad. Arts and Sci., vol. 2, p. 23, 1849; United States Exploring Expedition, 1838-1842 (Wilkes), vol. 14, pt. 2, Crustacea, p. 1113, 1853; pl. 78, figs. 2 a, b; 3 a, b; 4 a-c, 1855.

Stations 2195; 4598; 4640; 4655; 4664; 4671; 4679; 4707; 4721; 4730; 4743; 5105; 5190; Port Binanga, Luzón, Philippine Islands. Dana's original specimens came mostly from the southern Atlantic, with a few from the China Sea. He gave the color as "smoky with black bands about the cephalothorax; the extremities of the antennae and some of the natatory legs black." There are still traces of this coloration in the *Albatross* specimens after 30 years' preservation. The species is present in all the plankton lists, and abundant in the *Siboga* plankton, where it is recorded from 52 stations.

CANDACIA SIMPLEX (Giesbrecht)

Candace simplex GIESBRECHT, Atti Accad. Lincei, Rome, ser. 4, vol. 5, sem. 1, p. 815, 1889; Fauna und Flora des Golfes von Neapel, monogr. 19, pp. 424, 440, pl. 21, figs. 10, 21, 25, 30, 31; pl. 22, figs. 21, 29; pl. 39, figs. 3, 14, 1892.

Stations 2; 14; 15; 27; 30; 31; 39; 41; 42; 48; 49; 51; 52; 57; 59-61; 65; 66; 71; 173; 3765; 3799; 3800; 3834; 3839; 3878; 3927; 3929; 4009; 4010; 4037; 4190; 4605; 4607; 4611; 4635; 4644; 4659; 4667; 4679; 4691; 4699; 4700; 4705; 4721; 4722; 4730; 4743; 4751; 4753; 4926; 4952; 5102; 5120; 5129; 5134; 5175; 5180; 5185; 5186; 5190; 5196; 5223-5231; 5233; 5240; 5246; 5262; 5263; 5301; 5319; 5320; 5334; 5340; 5342; 5358; 5382; 5399; 5412; 5414; 5415; 5422; 5424; 5434; 5437; 5530; 5553; 5578; 5611; 5633; Marshall Islands; Sabtán Island, Philippine Islands; Fiji Islands.

The above list shows this to be the most widely distributed species in the genus; the same was true in the *Carnegie* plankton. It is also abundant in the *Siboga* and Monaco lists.

CANDACIA TENUIMANA (Giesbrecht)

Candace tenuimana GIESBRECHT, Atti Accad. Lincei, Rome, ser. 4, vol. 5, sem. 1, p. 814, 1889; Fauna und Flora des Golfes von Neapel, monogr. 19, pp. 424, 439, pl. 21, figs. 8, 28, 29; pl. 22, figs. 2, 30, 37, 1892.

Stations 4714; 4724. Two females were obtained at station 4714 near the Galápagos Islands in a surface tow. Sars identified them as belonging to this species and so recorded them, but somewhere during the journeying back and forth the specimens themselves have been

lost. There is also a record of the species from station 4724, likewise in the Galápagos. This species was present in the *Carnegie* and *Siboga* plankton lists.

CANDACIA TURGIDA, new species

PLATE 22, FIGURES 305-308

Stations 5102; 5319; 5422. Ten female specimens were obtained at station 5102 off southern Luzón, Philippine Islands. They cannot be referred to any of the described species and so are designated a new species. Other specimens were found in the China Sea near Formosa, station 5319, and between Panay and Guimaras, Philippine Islands, station 5422.

Female.—Metasome elliptical, two and a half times as long as wide, and narrowed at both ends. The anterior portion of the head with parallel sides is reduced to less than half the width of the thorax, and the forehead protrudes scarcely at all at the center. The first three segments of the thorax increase in length posteriorly and diminish in width. The fused fourth and fifth segments are the same length as the third, almost squarely truncated posteriorly, with short acute spines at the corners. Urosome one-third as long and one-fourth as wide as the metasome and 3-segmented. Genital segment a trifle longer than wide, with nearly parallel sides, the anterior end protruding ventrally. From the posterior margin of the protruberance a conical process extends downward and backward a little beyond the end of the segment. This process is considerably darker than the segment and is perfectly opaque. The basal abdominal segment is as long as the genital segment, while the anal segment is only half as long with its posterior corners obliquely truncated. The caudal rami are as long as the anal segment, slightly longer than wide and tapered distally.

The first antennae reach the caudal rami and are 24-segmented, the 6 basal segments considerably widened, the remaining 18 segments abruptly narrowed and subfilose. The basal portion and the transition into the terminal portion are shown enlarged in figure 307. The terminal portion is sometimes bent backward at its junction with the basal portion as shown in the figures, although there is no geniculate joint. In one specimen both antennae were bent in this way; in two others only one antenna was so bent, the other being straight. In the second antennae the basal segment of the endopod is considerably thickened and the short exopod is attached to its inner margin near the base. The first four pairs of legs are similar to those in other species of the genus, the exopods 3-segmented, the endopods 2-segmented. The fifth legs are uniramous and 3-segmented; the proximal

segment has a rounded knob on the outer margin near the base, the second segment has a short seta near the outer margin. The third segment ends in a curved blunt finger process nearly half as long as the segment. There is a spine on the outer margin at the center of the segment and two more close to the tip outside the finger process. On the inner margin at the base of this process are two naked setae, the distal one longer than the process, the proximal one the same length as the latter. Total length 2.1 to 2.3 mm. Metasome 0.8 mm. wide.

Types.—U.S.N.M. No. 74112; station 5102, latitude $14^{\circ}45' N.$, longitude $120^{\circ}12'30'' E.$; off southern Luzón, Philippine Islands.

Remarks.—These fifth legs are almost an exact replica of those in *bispinosa*; the structure of the first antennae and the genital segment decisively prohibit inclusion in that species. In fact, there is nothing even remotely suggestive of the ventral process on the genital segment in any of the other species in the genus.

CANDACIA VARICANS (Giesbrecht)

Candace varicans GIESBRECHT, Fauna und Flora des Golfes von Neapel, monogr. 19, pp. 424, 439, pl. 21, figs. 3, 4, 11, 24; pl. 22, figs. 10, 25; pl. 39, figs. 2, 23, 1892.

Stations 6; 54; 5180; 5223. Found at three stations in the *Carnegie* plankton and at two stations in the Monaco plankton but not in the other lists. This is one of the rarer species, and these *Albatross* specimens constitute the second record from the Pacific area, Sewell having reported it from the Indian Ocean (1932, p. 338).

Genus CANTHOCALANUS A. Scott, 1909

CANTHOCALANUS PAUPER (Giesbrecht)

PLATE 5, FIGURES 34, 35

Calanus pauper GIESBRECHT, Atti Accad. Lincei, Rome, ser. 4, vol. 4, sem. 2, p. 331, 1888; Fauna und Flora des Golfes von Neapel, monogr. 19, pp. 91, 129, pl. 6, fig. 4; pl. 8, fig. 25, 1892.

Stations 36; 39; 41; 42; 51; 49; 52; 55; 57; 59; 60; 61; 64; 3789; 3901; 4635; 4785; 4926; 5102; 5120; 5129; 5175; 5180; 5185; 5186; 5190; 5196; 5209; 5225; 5228; 5231; 5281; 5340; 5422; 5553; Iloilo Straits, Philippine Islands; Marshall Islands; Fiji Islands. Thirty specimens, including both sexes, were obtained in the surface tow made 5 miles south of Suva Lightship in the Fiji Islands. Sars' drawings of the fifth legs of both the male and female are here reproduced, together with the characteristic spines on the first basipods, which will serve to identify the species. Present in the *Carnegie* and *Siboga* planktons.

Genus CENTRAUGAPTILUS Sars, 1920

CENTRAUGAPTILUS CUCULLATUS (Sars)

Augaptilus cucullatus Sars, Bull. Mus. Océanogr. Monaco, No. 40, p. 17, 1905b.
Centraugaptilus cucullatus Sars, Rés. camp. sci. Albert de Monaco, No. 69, p. 306, pl. 107, figs. 1-10, 1925.

Stations 4661; 4668; 4669; 4705; 4722. The specimens from these five eastern Pacific stations were identified by Sars as belonging to this species. Though he first placed them in the genus *Augaptilus*, as he had the Monaco specimens in his preliminary report, he later transferred them to the above genus, as he did his Monaco specimens in his final report. These *Albatross* specimens are the first to be reported since the original discovery, as well as the first from the Pacific Ocean.

CENTRAUGAPTILUS HORRIDUS (Farran)

Augaptilus horridus FARRAN, Fisheries Ireland, Sci. Invest. for 1906, pt. 2, p. 78, pl. 8, fig. 20, 1908.

Stations 3382; 4661; 4667; 5120; 5185; 5287. Established by Farran in 1908 upon specimens taken west of Ireland and placed in the genus *Augaptilus*. The species appears in the list of Monaco plankton, in which it was transferred by Sars to the present genus, but is not found in any of the other lists. It was first reported from the Pacific area by Sewell (1932, p. 326).

CENTRAUGAPTILUS RATRAYI (T. Scott)

Augaptilus ratrayi T. SCOTT, Trans. Linn. Soc. London, ser. 2, Zool., vol. 6, pt. 1, p. 36, pl. 2, figs. 25-37, 1894.

Stations 4661; 4664; 4665; 4667; 4681; 4687; 4700; 4705; 4707; 4711; 4713; 4717; 4730; 4734; 4737; 5120; 5185. Established by T. Scott upon a single female from the Gulf of Guinea, it was placed like the preceding species, in the genus *Augaptilus*. Sars then transferred the species to the present genus in the Monaco list, making it the genotype. It was also reported from the Atlantic in the *Carnegie* plankton. The first Pacific record was by Sewell (1932, p. 326), who found it in the Indian Ocean.

Genus CENTROPAGES Krøyer, 1849

CENTROPAGES BRACHIATUS (Dana)

Pontella brachiata DANA, Proc. Amer. Acad. Arts and Sci., vol. 2, p. 27, 1849.
Calanopia brachiata DANA, United States Exploring Expedition, 1838-1842 (Wilkes), vol. 14, pt. 2, Crustacea, p. 1133, 1853; pl. 79, fig. 7, a, b; fig. 8, a, b; fig. 9 a-g, 1855.

Station 4673. Established by Dana upon specimens from off the Cape of Good Hope and placed first in the genus *Pontella* and after-

ward in the subgenus *Calanopia*. It was transferred to the present genus by Brady in the *Challenger* plankton and appeared in Rose's portion of the Monaco plankton, but not in the other lists. Dana reported this species off Constitución, Chile, in immense numbers, 40,000 to 50,000, but in the other planktons it was very rare. Sars identified these *Albatross* specimens from the single station off Peru.

CENTROPAGES BRADYI Wheeler

Centropages bradyi WHEELER, Bull. U. S. Fish Comm., vol. 19 (for 1899), p. 174, fig. 12, 1901.

Station 2236. Wheeler based his new species upon four females taken in a surface tow off Marthas Vineyard. It is found in only one of the plankton lists but has been reported by Esterly (1905, p. 172) from the California coast, by Farran (1929, p. 255) from off New Zealand, and by Bigelow (1924, p. 219) from the Gulf of Maine. In the *Challenger* plankton Brady reported it under the specific name *violaceus* from the Philippine Islands and the southern Pacific. Brady's name had already been given to another species by Claus, and so Wheeler changed it to the above.

CENTROPAGES CALANINUS (Dana)

Cyclopsina calanina DANA, Proc. Amer. Acad. Arts and Sci., vol. 2, p. 25, 1849.
Hemicalanus calaninus DANA, United States Exploring Expedition, 1838-1842 (Wilkes), vol. 14, pt. 2, Crustacea, p. 1105, 1853; pl. 78, fig. 10, a, b, 1855.

Stations 7; 9; 10; 12-16; 19; 22-24; 26; 27; 30; 41; 49; 50; 53; 57; 59; 60; 63-67; 71; 73; 79; 80; 82; 3789; 3799; 3878; 4665; 4926; 5196; 5223; 5319; 5611; H. 3782; Fiji Islands. Established by Dana upon specimens collected near El Gran Cocal in the Ellice Islands; present in the *Siboga* and *Carnegie* planktons but not in the Monaco or *Challenger* plankton. Dana recorded the color of living specimens as "bluish, with a reddish tint in the head and abdomen," but in the preserved specimens these colors have long since disappeared.

CENTROPAGES FURCATUS (Dana)

Catopia furcata DANA, Proc. Amer. Acad. Arts and Sci., vol. 2, p. 25, 1849; United States Exploring Expedition, 1838-1842 (Wilkes), vol. 14, pt. 2, Crustacea, p. 1173, 1853; pl. 79, fig 1. a-d, 1855.

Stations 9; 12; 15; 16; 21; 23; 24; 27; 48; 75; 76; 77; 79-81; 3683; 3799; 3800; 3901; 4010; 4635; 4640; 4644; 4652; 5102; 5129; 5133; 5134; 5155; 5175; 5176; 5180; 5185; 5186; 5190; 5196; 5208; 5209; 5223-5226; 5228; 5230-5233; 5262; 5263; 5299; 5319; 5320; 5334; 5338; 5340; 5382; 5386; 5387; 5399; 5415; 5424; 5434; 5437; 5651; Sabtán Island and Iloilo Straits, Philippine Islands; Fiji Islands; Charles

Island, Galápagos. Established by Dana as the type of a new genus, *Catopia*, it was transferred to the present genus by Brady in the *Challenger* plankton and appears in all the other lists except the Monaco one. It is the most widely distributed species of the genus and often occurs in large numbers.

CENTROPAGES GRACILIS (Dana)

PLATE 22, FIGURE 309

Cyclopsina gracilis DANA, Proc. Amer. Acad. Arts and Sci., vol. 2, p. 25, 1849.

Stations 3829; 5196; 5246. Originally described by Dana from the northern Pacific and later placed by him in the genus *Hemicalanus* (Dana, 1853, p. 1108; 1855, pl. 78, fig. 12 a, b); transferred to the present genus by Giesbrecht. It is included in the *Siboga* plankton and in Rose's portion of the Monaco plankton but not in the others. Four males obtained at station 5246 correspond fully to Giesbrecht's figures of this species. The fifth legs of one of these specimens are shown in figure 309.

CENTROPAGES HAMATUS (Lilljeborg)

Ichthyophorba hamata LILLJEBORG, De Crustaceis ex ordinibus tribus: Cladocera, Ostracoda et Copepoda, in Scania occurrentibus, p. 185, pl. 21, figs. 1-5, 7-9; pl. 26, figs. 9-12, 1853.

Fiji Islands. Thirty-two specimens, including both sexes, were taken in a surface tow at this unnumbered station. This species was found at 26 stations in the Monaco plankton and at 7 in the *Carnegie* plankton, but was not present in the other lists.

CENTROPAGES KRØYERI Giesbrecht

Centropages Krøyeri GIESBRECHT, Fauna und Flora des Golfes von Neapel, monogr. 19, pp. 303, 320, pl. 17, figs. 24, 25, 40, 47; pl. 18, fig. 10; pl. 38, figs. 6, 8, 11, 14, 1892.

Stations 4588; 5262; 5340. Two females were obtained in a surface tow at the first of these stations off the southwest coast of Mexico and a single female at each of the other stations in the Philippines. The species was present at three stations in the Monaco plankton but did not appear in the other lists. It was reported from the Pacific areas by Thompson and Scott (1903, p. 247) and by Sewell (1932, p. 230).

CENTROPAGES ORSINII Giesbrecht

Centropages orsinii GIESBRECHT, Atti Accad. Lincei, Rome, ser. 4, vol. 5, sem. 1, p. 811, 1889; Fauna und Flora des Golfes von Neapel, monogr. 19, pp. 305, 321, pl. 17, figs. 35, 36, 41, 42; pl. 18, figs. 2, 14, 23; pl. 38, figs. 12, 19, 1892.

Fiji and Marshall Islands. This species did not appear in the

Carnegie or Monaco planktons but was found at 17 stations in the *Siboga* plankton.

CENTROPAGES TYPICUS Krøyer

Centropages typicus KRØYER, Naturh. Tidsskr. Kjøbenhavn, ser. 2, vol. 2, p. 588, pl. 6, figs. 22-26, 1849.

Stations 3696; 4673; 5340. Well distributed at nearly 150 stations in the Monaco plankton but found only once in the *Carnegie* plankton and not at all in the others. Although it was confined to these three stations in the *Albatross* plankton, over 75 specimens were obtained in a surface tow at the first of the three, located off Honshu, Japan.

CENTROPAGES VIOLACEUS (Claus)

Ichthyophorba violacea CLAUS, Die freilebenden Copepoden, p. 199, pl. 35, figs. 13, 14, 1863.

Stations 6; 9; 12; 23; 34; 36; 39; 41; 43; 53; 55; 57; 59; 63; 65; 75; 81; 3901; 4588; 4644; 4659; 4683-4685; 4688; 4700; 4707; 4721; 4731; 4738; 4741; 5120; 5226; 5227; 5246; 5340; 5424; 5437; Fiji Islands. The list shows that this was one of the most widely distributed species of the genus in the *Albatross* plankton. It was second in abundance in the Monaco plankton, third in the *Carnegie* plankton, but did not appear at all in the Wilkes, *Challenger*, and *Siboga* planktons. Brady recorded in the *Challenger* plankton specimens that he referred to this species, but later they were given a new name, *Centropages bradyi*, by Wheeler (1901, p. 174).

Genus CEPHALOPHANES Sars, 1907

CEPHALOPHANES REFULGENS Sars

Cephalophanes refulgens SARS, Bull. Inst. Océanogr. Monaco, No. 101, p. 15, 1907; Rés. camp. sci. Albert de Monaco, No. 69, p. 154, pl. 43, 1925.

Stations 2; 62; 4681; 4683; 4719; 4730; 4738; 4952. Originally established by Sars upon female specimens from 19 Monaco stations in the temperate Atlantic, it does not appear in any of the other planktons. The male was described and figured by Steuer (1926, p. 182) from the southern Atlantic; the species was also recorded by Farran (1908, p. 49) from the Irish Atlantic Slope. Except for the first and last stations, these *Albatross* specimens were identified by Sars and are a first record from the Pacific Ocean.

Genus CHIRIDIELLA Sars, 1907

CHIRIDIELLA MACRODACTYLA Sars

Chiridiella macrodactyla SARS, Bull. Inst. Océanogr. Monaco, No. 101, p. 8, 1907; Rés. camp. sci. Albert de Monaco, No. 69, p. 50, pl. 16, figs. 1-11, 1925.

Station 5320. Another species established by Sars in the Monaco plankton upon female specimens from the temperate Atlantic. It was recorded in the *Siboga* plankton from the Malay Archipelago but is not found in the other lists and the male still remains unknown.

Genus **CHIRIDIUS** Giesbrecht, 1892

CHIRIDIUS ARMATUS (Boeck)

PLATE 22, FIGURE 310

Euchaeta armata BOECK, Forh. Vid. Selsk., Christiania, vol. 14, p. 39, 1872.

Stations 4646; 5185; 5208; 5231; 5285; 5651. Identified from these six *Albatross* stations and from 29 Monaco stations but not found in the other lists. All the Monaco stations were located in the northern Atlantic, but the first of these *Albatross* stations is located off the Galápagos Islands and the second in the Philippines, making the first record from the Pacific. In this species both fifth legs of the male have rudimentary endopods as seen in the figure.

CHIRIDIUS GRACILIS Farran

Chiridius gracilis FARRAN, Fisheries Ireland. Sci. Invest., 1906, pt. 2, p. 30, pl. 2, figs. 1-3, 1908.

Station 5382. Originally described by Farran from the northern Atlantic and afterward reported doubtfully off New Zealand (Farran, 1929, p. 229); also doubtfully reported by Scott in the *Siboga* plankton from the Malay Archipelago. Not found in the other plankton lists and present here in the *Albatross* plankton only in the single Philippine haul listed above. The male is still unknown.

CHIRIDIUS OBTUSIFRONS (Sars)

Chiridius armatus SARS, Norwegian North Polar Exped., vol. 5, Crustacea, p. 64, pl. 17, 1900.

Chiridius obtusifrons SARS, Crustacea of Norway, vol. 4, p. 29, pl. 17, 1902.

Stations 5185; 5227. Sars' type specimens came from the ocean and were at first referred to the species *armatus* but afterward described as new in the Crustacea of Norway. The *Siboga* plankton is the only list in which this species is found, and even there the name is followed by a question mark. However, these two *Albatross* localities are close to the one mentioned in the *Siboga* plankton and indicate that it is really a Pacific form.

Genus **CHIRUNDINA** Giesbrecht, 1895

CHIRUNDINA STREETSI Giesbrecht

Chirundina streetsi GIESBRECHT, Bull. Mus. Comp. Zool., vol. 25, No. 12, p. 249, pl. 1, figs. 5-10, 1895.

Stations 27; 3799; 4574; 4671; 4681; 4685; 4687; 4740; 5185; 5227; 5231. This species was reported as rather abundant at 56 Monaco stations and at 16 *Siboga* stations from both the Atlantic and Pacific Oceans. It is also found in the warmer tropical waters as well as the cooler temperate depths, in surface tows and in vertical hauls. At these *Albatross* stations, however, the number of specimens was very limited, sometimes only a single one.

Genus CLAUSOCALANUS Giesbrecht, 1888

CLAUSOCALANUS ARCUICORNIS (Dana)

Calanus arcuicornis DANA, Proc. Amer. Acad. Arts and Sci., vol. 2, p. 12, 1849; United States Exploring Expedition, 1838-1842 (Wilkes), vol. 14, pt. 2, Crustacea, p. 1056, 1853; pl. 72, fig. 7 a, b, 1855.

Stations 2; 4; 5; 8; 9; 19; 20; 22; 23; 25; 26; 29; 36; 39; 45; 49; 53; 57; 60; 62; 63; 65; 66; 75; 77; 79; 81; 82; 236; 3799; 3901; 4574; 4664; 4673; 4707; 4889; 5129; 5208; 5231; 5262; 5263; 5320; 5340; 5396; 5424; 5437; 5651; Fiji Islands. At these *Albatross* stations the number of specimens was comparatively limited, in the *Siboga* plankton they were moderately abundant, in the Monaco plankton very abundant, and in the *Carnegie* plankton taken at nearly every station. Dana's types came from the southern Pacific southwest of the Kermadec Islands.

CLAUSOCALANUS FURCATUS (Brady)

Drepanopus furcatus BRADY, Voyage of H. M. S. *Challenger*, Zool., vol. 8, pt. 23, Copepoda, p. 77, pl. 4, figs. 1, 2; pl. 24, figs. 12-15, 1883.

Stations 9; 12; 19; 23; 26; 30; 32; 35; 41; 47; 52; 64; 65; 70; 71; 75; 3799; 4574; 5233; 5340; 5399. Present in all the plankton lists except the Wilkes, but not so abundant as the preceding species.

Genus CLYTEMNESTRA Dana, 1847

CLYTEMNESTRA ROSTRATA (Brady)

Goniopsyllus rostratus BRADY, Voyage of H. M. S. *Challenger*, Zool., vol. 8, pt. 23, Copepoda, p. 107, pl. 42, figs. 9-16, 1883.

Stations 2; 36; 82. Two females were found at station 2 in the temperate Atlantic; the other two stations are in the north Pacific. Otherwise, the species was found at 5 stations in the *Siboga* plankton, all in the west Pacific, and irregularly scattered over the entire Pacific and once southeast of Iceland in the *Carnegie* plankton.

CLYTEMNESTRA SCUTELLATA Dana

Clytemnestra scutellata DANA, Proc. Amer. Acad. Arts and Sci., vol. 1, p. 153, 1847; United States Exploring Expedition, 1838-1842 (Wilkes), vol. 14, pt. 2, Crustacea, p. 1194, 1853; pl. 83, fig. 12 a-f, 1855.

Stations 71; 3799; 3932; 4037; 4685; 5262; 5301; 5399. A few specimens were found at each of these *Albatross* stations, but from the 62 *Carnegie* stations at which this species was taken over a hundred specimens were obtained.

Genus CONAEA Giesbrecht, 1891

CONAEA GRACILIS (Dana)

PLATE 5, FIGURES 36-46

Antaria gracilis DANA, United States Exploring Expedition, 1838-1842 (Wilkes), vol. 14, pt. 2, Crustacea, p. 1229, 1853; pl. 86, fig. 11 a-d, 1855.

Stations 4723; 4734; 5320; Fiji Islands. First established by Dana in the Wilkes plankton as *Antaria gracilis*, then listed by Giesbrecht in his Naples monograph as *Conaea rapax*; and later by T. Scott (1894, p. 116) from the Gulf of Guinea as *Oncaea gracilis*. It also occurred in the Monaco, *Siboga*, and *Carnegie* lists. The *Albatross* specimens identified by Sars from the first two stations differ in some of the details of the appendages, and as he had made a complete set of pencil drawings they are here reproduced for comparison with those of Giesbrecht and T. Scott.

Genus COPILIA Dana, 1849

COPILIA DENTICULATA Claus

Copilia denticulata CLAUS, Die freilebenden Copepoden, p. 161, pl. 25, figs. 14-20, 1863.

Stations 14; 54; 60; 66; 76; 80; 4611; 5246; 5301; 5320; Gilbert Islands. This species was found at 66 *Carnegie* stations but did not appear in the other planktons.

COPILIA MIRABILIS Dana

Copilia mirabilis DANA, Proc. Amer. Acad. Arts and Sci., vol. 2, p. 40, 1849; United States Exploring Expedition, 1838-1842 (Wilkes), vol. 14, pt. 2, Crustacea, p. 1232, 1853; pl. 86, fig. 14 a-f, 1855.

Stations 15; 3829; 3878; 4009; 4588; 4700; 4716; 4926; 4952; 5102; 5155; 5185; 5186; 5190; 5223; 5230; 5240; 5263; 5319; 5320; 5422; 5436; 5437; 5553; 5611; 5633; 5640; Niuafo Island. This was the type species of Dana's genus. It is present in all the plankton lists except the Monaco and was especially widely distributed in the *Siboga* plankton, where it was reported from 42 stations.

COPILIA QUADRATA Dana

Copilia quadrata DANA, Proc. Amer. Acad. Arts and Sci., vol. 2, p. 40, 1849; United States Exploring Expedition, 1838-1842 (Wilkes), vol. 14, pt. 2, Crustacea, p. 1233, 1853; pl. 86, fig. 15 a-d, 1855.

Stations 15; 3799; 3829; 3901; 3912; 4009; 4010; 4648; 4659; 4663; 4716; 4926; 4952; 5102; 5120; 5129; 5134; 5175; 5185; 5190; 5223; 5225-5227; 5229; 5234; 5240; 5246; 5262; 5263; 5320; 5340; 5415; 5422; 5488; 5489; 5530; 5553; 5611; 5627; Fiji Islands. This is a little more widely distributed than the preceding species and was reported from 26 *Siboga* and 46 *Carnegie* stations.

COPILIA VITREA (Haeckel)

Hyalophyllum vitreum HAECKEL, Zeitschr. Med. Naturwiss., vol. 1, p. 63, pl. 1, figs. 7-12, 1864.

Stations 5224; 5263; Gilbert Islands. This is the largest species of the genus and is more tropical than the others in distribution. It was found at a single *Siboga* station and at 16 *Carnegie* stations.

Genus CORNUCALANUS Wolfenden, 1905

CORNUCALANUS CHELIFER (Thompson)

Scolecithrix chelifer I. C. THOMPSON, Ann. Mag. Nat. Hist., ser. 7, vol. 12, p. 21, pl. 5, figs. 1-9, 1903.

Station 5185. Established by Thompson in 1903 upon specimens obtained during the cruise of the *Oceana* and placed in the genus *Scolecithrix*. Wolfenden (1905b, p. 21) realized that it did not belong there and created the present genus for its reception, and this has been adopted by subsequent writers. Sars gave complete description and figures in the Monaco plankton, but it does not appear in the other lists. Sewell (1929, p. 177) reported and figured a juvenile male from the Indian Ocean. Two females were obtained at this Philippine station between Panay and Negros Islands.

Genus CORYCAEUS Dana, 1845

CORYCAEUS AGILIS Dana

Corycaeus agilis DANA, Proc. Amer. Acad. Arts and Sci., vol. 2, p. 37, 1849; United States Exploring Expedition, 1838-1842 (Wilkes), vol. 14, pt. 2, Crustacea, pp. 1217, 1218, 1853; pl. 85, fig. 1 a, b, 1855.

Stations 7; 16; 27; 34; 35; 39; 64-66; 68; 70; 71; 75; 80; 82; 2806; 3799; 3878; 3901; 4009; 4010; 4037; 4926; 5102; 5120; 5133; 5134; 5155; 5180; 5186; 5190; 5196; 5223; 5225; 5227; 5234; 5240; 5262; 5263; 5319; 5320; 5338; 5348; 5349; 5382; 5386-5388; 5397; 5422; 5424; 5430; 5437; 5530; 5538; 5553; Fiji Islands; Niuafo Island. In addition to Dana's original description of Pacific specimens, this species was found at 39 stations in the *Carnegie* plankton but it does not appear in the other lists.

CORYCAEUS CATUS F. Dahl

Corycaeus catus F. DAHL, Verh. deutsch. zool. Ges. München, vol. 4, p. 72, 1894b.

Stations 34-36; 39; 41; 44; 54; 60; 71; 73; 80; 2806; 3829; 4756; 5133; 5186; 5340; 5422; 5424; 5425; Fiji Islands. This species was also in the *Carnegie* plankton but did not appear in the other lists.

CORYCAEUS CLAUSI F. Dahl

Corycaeus clausi F. DAHL, Verh. deutsch. zool. Ges. München, vol. 4, p. 73, 1894b.

Stations 14; 24; 2818; 3782; 4588; Fiji Islands. This is a third species found in the *Carnegie* plankton but not in the other lists.

CORYCAEUS CRASSIUSCULUS Dana

Corycaeus crassiusculus DANA, Proc. Amer. Acad. Arts and Sci., vol. 2, p. 36, 1849; United States Exploring Expedition, 1838-1842 (Wilkes), vol. 14, pt. 2, Crustacea, p. 1214, 1853; pl. 85, fig. 7 a, b, 1855.

Stations 65; 70; 75; 3799; 3878, 3932; 4009; 5357. Established by Dana upon male specimens from the Sulu Sea in the vicinity of the second of these stations.

Dana cited as distinguishing characters the prolonged points on the posterior corners of the third and fourth segments and the contiguity of the conspicilla. He also said that the males had deep red pigment about the mouth and along the ventral surface and that the pigment of the eyes was red.

CORYCAEUS DUBIUS Farran

Corycaeus dubius FARRAN, Proc. Zool. Soc. London, 1911, p. 292, pl. 12, fig. 7, pl. 14, figs. 5-9.

Stations 14; 39; 75; 82; 4037; 5120; 5155. Established by Farran in 1911 upon a single female taken near Christmas Island, and in 1912 both sexes were fully described and figured by M. Dahl (1912, p. 71). It appears only in the *Carnegie* plankton, where it was found in both the Atlantic and Pacific.

CORYCAEUS FLACCUS Giesbrecht

Corycaeus flaccus GIESBRECHT, Atti Accad. Lincei, Rome, ser. 4, vol. 7, sem. 1, p. 480, 1891; Fauna und Flora des Golfes von Neapel, monogr. 19, pp. 659, 674, pl. 51, figs. 10, 11, 1892.

Stations 2; 13; 24; 41-43; 55; 59; 60; 63-66; 75; 3799; 3878; 4009; 4037; 4644; 4707; 5246; 5437; Fiji Islands. Present at 27 Monaco, 39 *Carnegie*, and 3 *Siboga* stations but not appearing among Dana's or Brady's species.

CORYCAEUS FURCIFER Claus

Corycaeus furcifer CLAUS, Die freilebenden Copepoden, p. 157, pl. 24, figs. 7-12, 1863.

Stations 30; 59; 60; 3799; 5246. Taken at 20 *Siboga*, 4 Monaco, and 13 *Carnegie* stations but not appearing in the Wilkes or *Challenger* lists.

CORYCAEUS GIESBRECHTI F. Dahl

Corycaeus giesbrechti F. DAHL, Verh. deutsch. zool. Ges. München, vol. 4, p. 72, 1894b.

Station 24. Established by F. Dahl upon specimens from the temperate Atlantic and afterward reported in the Carnegie plankton, by M. Dahl (1912, p. 88) from the Pacific, and by Sewell (1924, p. 803) from the Indian Ocean. It is thus widely distributed but nowhere abundant.

CORYCAEUS LATUS Dana

Corycaeus latus DANA, Proc. Amer. Acad. Arts and Sci., vol. 2, p. 38, 1849; United States Exploring Expedition 1838-1842 (Wilkes), vol. 14, pt. 2, Crustacea, p. 1221, 1853; pl. 86, figs. 3 a-e, 1855.

Stations 3822; 3829; 3878; 4009; 4010; 4037; 4588; 5120; 5129; 5175; 5176; 5180; 5186; 5190; 5208; 5209; 5223; 5225; 5229; 5234; 5386; 5388; 5399; 5434; 5437; 5530; 5601; 5651; Sabtán Island, Philippine Islands. Established by Dana upon specimens from the tropical Atlantic and reported by Rose in the Monaco plankton, the species does not appear in the other lists. The present is the first record from the Pacific and indicates that the species is more abundant in that ocean. Dana said (1853, p. 1222) that the pigment of the large eyes extended backward on the underside of the cephalothorax, but this could not be verified in any of these preserved specimens.

CORYCAEUS LAUTUS Dana

Corycaeus lautus DANA, Proc. Amer. Acad. Arts and Sci., vol. 2, p. 37, 1849; United States Exploring Expedition, 1838-1842 (Wilkes), vol. 14, pt. 2, Crustacea, p. 1219, 1853; pl. 85, fig. 12 a-e, 1855.

Stations 2; 14; 59; 60; 63; 66; 75; 3782; 3799; 3829; 4926; 5133; 5155; 5190; 5262; 5319; 5320; 5349; 5412; 5437; 5530; 5601; Niuafo Island. Established upon specimens from the tropical Pacific and appearing in the Monaco and *Carnegie* planktons but not in the *Siboga* or *Challenger* lists.

CORYCAEUS LIMBATUS Brady

Corycaeus limbatus BRADY, Voyage of H. M. S. *Challenger*, Zool., vol. 8, pt. 23, Copepoda, p. 114, pl. 49, figs. 18-22, 1883.

Stations 65; 70; 71; 3799; 3829; 3901; 3980; 4009; 4037; 4637; 5208; 5225; 5231; 5240; 5246; 5262; 5263; 5301; 5320; 5424; 5434; Sabtán Island, Philippine Islands; Fiji Islands. Reported from 13 Monaco and 38 *Carnegie* stations but not found in the *Siboga* or *Challenger* plankton.

CORYCAEUS LONGISTYLIS Dana

Corycaeus longistylis DANA, Proc. Amer. Acad. Arts and Sci., vol. 2, p. 36, 1849; United States Exploring Expedition, 1838-1842 (Wilkes), vol. 14, pt. 2, Crustacea, p. 1212, 1853; pl. 85, fig. 5 a-d, 1855.

Stations 24; 26; 30; 31; 39; 41-44; 52; 55; 57; 59; 60; 62; 63; 65-67; 3799; 3800; 3829; 3878; 3901; 4009; 4010; 4683; 4714; 4731; 4926; 5120; 5129; 5133; 5134; 5180; 5185; 5190; 5223; 5227; 5229; 5240; 5246; 5262; 5301; 5308; 5319; 5320; 5334; 5338; 5340; 5348; 5415; 5424; 5434; 5437; 5489; 5530; 5646; 5651; Sabtán Island, Philippine Islands; Fiji Islands; Niuafo Island. Reported from 13 *Siboga* and 57 *Carnegie* stations but not present in the Monaco or the *Challenger* plankton.

CORYCAEUS LUBBOCKII Giesbrecht

Corycaeus lubbockii GIESBRECHT, Atti Accad. Lincei, Rome, ser. 4, vol. 7, sem. 1, p. 481, 1891; Fauna und Flora des Golfes von Neapel, monogr. 19, pp. 660, 674, pl. 51, figs. 51, 57, 58, 1892.

Stations 10; 24; 46; 48; 55; 57; 59; 60; 62; 63; 65; 4009; 5437. Found at 5 *Siboga* and 2 *Carnegie* stations but not present in the other lists.

CORYCAEUS OVALIS Claus

Corycaeus ovalis CLAUS, Die freilebenden Copepoden, p. 158, 1863.

Stations 24; 30; 63; 65; 68; 70; 71; 3789; 5129; 5263; 5320; 5334; 5338; 5382; 5386; 5415; 5424; 5437; 5651; 5653; Iloilo Straits, Philippine Islands; Fiji Islands. Present at 20 Monaco and 15 *Carnegie* stations but not found in the other lists. M. Dahl (1912, p. 96) claimed it as a typical Mediterranean form, yet the above record shows it to be also well distributed in the Pacific.

CORYCAEUS PACIFICUS F. Dahl

Corycaeus pacificus F. DAHL, Verh. deutsch. zool. Ges. München, vol. 4, p. 73, 1894b.

Stations 41; 65; 3901; 3981; 5120; 5134; 5340; 5348; 5399; 5651; Niuafo Island. Established by F. Dahl and later more completely described and figured by M. Dahl (1912, p. 103); it does not appear in any of the plankton lists except the *Carnegie*, but it has been reported from the Indian as well as the Pacific Ocean.

CORYCAEUS PUMILUS M. Dahl

Corycaeus pumilus M. DAHL, Ergebnisse der Plankton-Expedition der Humboldt-Stiftung, vol. 2, Die Copepoden, p. 91, pl. 12, figs. 21-28, 1912.

Stations 15; 34; 35; 41; 66; 71; 3829; 3901; 4037; 5120; 5134; 5175; 5176; 5186; 5225; 5226; 5262; 5263; 5320; 5340; 5388; 5424;

5507; Iloilo Straits, Philippine Islands. Described by M. Dahl as a coastal form from the Bismarck Archipelago and New Guinea. Widely distributed over the Pacific Ocean in the *Carnegie* plankton but not appearing in the other lists.

CORYCAEUS ROBUSTUS Giesbrecht

Corycaeus robustus GIESBRECHT, Atti Accad. Lincei, Rome, ser. 4, vol. 7, sem. 1, p. 480, 1891; Fauna und Flora des Golfes von Neapel, monogr. 19, pp. 660, 673, pl. 51, figs. 38, 42, 1892.

Stations 39; 64; 66; 3829; 3878; 3901. Included by Brady in the *Challenger* plankton under the name *C. venustus* Dana, on the basis of specimens from the Philippine Islands. The species was taken by the *Siboga* at 19 stations in the tropical Pacific and by the *Carnegie* at widely scattered stations.

CORYCAEUS SPECIOSUS Dana

Corycaeus speciosus DANA, Proc. Amer. Acad. Arts and Sci., vol. 2, p. 38, 1849; United States Exploring Expedition, 1838-1842 (Wilkes), vol. 14, pt. 2, Crustacea, p. 1220, 1853; pl. 86, fig. 1 a-d, 1855.

Stations 15; 24; 27; 33; 41; 43; 44; 48; 49; 52; 53; 57; 64-66; 70; 75-77; 80; 2195; 2806; 3782; 3789; 3799; 3800; 3829; 3878; 3932; 4009; 4010; 4190; 4731; 4756; 4926; 5102; 5120; 5129; 5133; 5155; 5175; 5180; 5186; 5190; 5196; 5209; 5223; 5225; 5229-5231; 5240; 5246; 5247; 5262; 5263; 5319; 5320; 5334; 5338; 5348; 5382; 5386; 5387; 5415; 5422; 5434; 5484; 5507; 5530; 5578; Iloilo Straits, Philippine Islands; Fiji Islands; Gilbert Islands. Found also at 1 *Challenger*, 13 Monaco, 37 *Siboga*, and 62 *Carnegie* stations and therefore is well distributed in all oceans.

CORYCAEUS SUBTILIS M. Dahl

Corycaeus subtilis M. DAHL, Ergebnisse der Plankton-Expedition der Humboldt-Stiftung, vol. 2, Die Copepoden, p. 80, pl. 8, figs. 9-16, 1912.

Stations 3799; 3829. Originally established upon specimens from Zanzibar and the Bismarck Archipelago, it does not appear in any of the plankton lists.

CORYCAEUS TYPICUS (Krøyer)

Agetus typicus KRØYER, Naturh. Tidssk., Kjøbenhavn, ser. 2, vol. 2, p. 603, pl. 6 figs. 27-29, 1849.

Stations 61-63; 66; 70; 71; 75; 76; 3799; 3901; 5223; 5246; 5320; Sabtán Island, Philippine Islands; Fiji Islands; Niuafo Island. This species was recorded from 19 Monaco and 77 *Carnegie* stations but is not included in the other lists. Krøyer made this species the type of a new genus, *Agetus*, but it evidently belongs to Dana's genus

Corycaeus; therefore Krøyer's name becomes a synonym. Fortunately it fits into Dana's genus so well that its specific name does not seem at all out of place.

CORYCAEUS VITREUS Dana

Corycaeus vitreus DANA, Proc. Amer. Acad. Arts and Sci., vol. 2, p. 37, 1849; United States Exploring Expedition, 1838-1842 (Wilkes), vol. 14, pt. 2, Crustacea, p. 1216, 1853; pl. 85, fig. 9 a-d, 1855.

Station 4009. Established by Dana upon a single male captured east of the Taumotu Islands in the tropical Pacific. It does not appear in any of the plankton lists but was described and figured in detail by M. Dahl (1912, p. 25). The female still remains unknown.

Genus CRYPTOPONTIUS Giesbrecht, 1899

CRYPTOPONTIUS BREVIFURCATUS Giesbrecht

Cryptopontius brevifurcatus GIESBRECHT, Fauna und Flora des Golfes von Neapel, monogr. 25, p. 109, pl. 1, fig. 7; pl. 8, figs. 1-12, 1899.

Station 2396. Identified from this single station in the Gulf of Mexico; fully described by Sars (1915, p. 120). It is not found in any of the plankton lists, since it is a semiparasitic form and can be captured only when it leaves its host and swims about freely in the tow, a circumstance that apparently happens very rarely.

Genus CYMBASOMA I. C. Thompson, 1888

CYMBASOMA LONGISPINOSUM (Bourne)

Monstrilla longispinosa BOURNE, Quart. Journ. Micr. Sci., ser. 2, vol. 30, p. 575, pl. 37, figs. 1-4, 10, 1890.

Caldera Bay anchorage, west coast of Mindanao, Philippine Islands. The net was set in the tidal current at the gangway of the steamer for 20 minutes, and in the large resultant catch were included five species of *Monstrilloida*. The present species was established by Bourne upon specimens obtained in the English Channel. Both sexes were afterward fully described and figured by Sars (1921, p. 24).

CYMBASOMA RIGIDUM I. C. Thompson

Cymbasoma rigidum THOMPSON, Journ. Linn. Soc. London, Zool., vol. 20 (1890), p. 154, pl. 13, 1888.

Stations 5133, 5320; Caldera Bay anchorage, west coast of Mindanao, Philippine Islands. This was the species designated by Thompson to serve as the type of his new genus *Cymbasoma*. The generic name was afterward withdrawn in favor of Dana's genus *Monstrilla*, but when it became necessary to divide *Monstrilla* into two closely allied genera Thompson's name was restored. As in the case of the preceding species both sexes were fully described and figured by Sars (1921, p. 21).

Genus *DACTYLOPUSIA* Norman, 1903*DACTYLOPUSIA VULGARIS* Sars

Dactylopusia vulgaris Sars, Crustacea of Norway, vol. 5, p. 128, pl. 79, fig. 1, 1905.

Two females of this species were found in a small vial containing a printed *Albatross* label, which, unfortunately, carried no other data. This is a common and widely distributed harpacticoid, though not in any of the plankton lists, and might well be included in the plankton picked up at any of the anchorages.

Genus *DISSETA* Giesbrecht, 1889*DISSETA MAXIMA* Esterly

Disseta maxima Esterly, Univ. California Publ. Zool., vol. 6, No. 14, p. 330, pl. 29, figs. 54, 58; pl. 30, fig. 79, 1911.

Stations 5320; 5437. Established by Esterly upon a few female specimens from off the coast of southern California and not found in any of the plankton lists. The male still remains unknown, and the species is very limited in its distribution.

DISSETA PALUMBOI Giesbrecht

PLATE 21, FIGURE 296

Disseta pulumbii GIESBRECHT, Atti Accad. Lincei, Rome, ser. 4, vol. 5, sem. 1, p. 812, 1889; Fauna and Flora des Golfes von Neapel, monogr. 19, p. 369, pl. 29, figs. 2, 8, 14, 19, 23-25, 27; pl. 38, fig. 44, 1892.

Stations 2; 13; 18; 4652; 4661; 4663; 4665; 4667; 4669; 4673; 4676; 4679; 4687; 4705; 4707; 4711; 4717; 4719; 4722; 4730; 4793; 5129; 5185; 5225; 5231; 5320. Established by Giesbrecht upon a single female from the tropical Pacific, the male was afterward described and figured by A. Scott in the *Siboga* plankton. Twenty-five specimens were identified by Sars from the first 19 of these *Albatross* stations; earlier he reported the species from 54 stations in the Monaco plankton. Neither Scott nor Sars noted the tripartite spine on the second exopod segment of the fifth leg in the female. This was figured by Giesbrecht and noted by Sewell (1932, p. 309). As found in these *Albatross* specimens, it is dark in color and highly chitinated and stands up at right angles to the surface of the leg, making a good identifying character.

DISSETA SCOPULARIS (Brady)

PLATE 6, FIGURES 47-50

Leuckartia scopularis BRADY, Voyage of H. M. S. *Challenger*, Zool., vol. 8, pt. 23, Copepoda, p. 51, pl. 14, figs. 1-5, 1883.

Stations 4681; 4705; 4722; 4730; 4740. Established by Brady in the *Challenger* plankton upon "two or three imperfect specimens taken

between Japan and Honolulu" and placed in the genus "*Leuckartia* (?)." Another imperfect male was taken in the *Siboga* plankton south of Ceram in the Malay Archipelago and was described and figured as *Disseta scopularis* by Scott. These are all the specimens hitherto obtained. Sars identified 14 copepods from the six *Albatross* stations listed above as a new species of *Disseta*. He did not, however, examine the appendages in detail, and as soon as the fifth legs of the male were carefully observed it became apparent that the specimens corresponded to those described by Brady and Scott. Since the earlier specimens were mutilated and confined to the male sex, a full description of both sexes is given.

Female.—Metasome an elongated ellipse nearly three times as long as wide, with a small rounded knob at the center of the forehead above the rostrum. The latter is short, lamellar, and tipped with two slender filaments and is entirely concealed in side view by the bases of the first antennae. The posterior corners of the thorax are bluntly rounded and project backward a little on either side of the genital segment.

Urosome 4-segmented and slender, one-third as wide as the metasome and half as long if the caudal rami are included. The genital segment is one-half longer than wide with straight sides and the anal segment is fused with the caudal rami. The left caudal ramus is longer than the right and each is armed with a long naked seta and three plumose setae. The naked seta on the left ramus is longer than the entire body, a considerable median portion having been cut out in the figures.

The first antennae are slender and reach four segments beyond the tips of the caudal rami. The endopod of the second antenna is shorter than the exopod, and both rami are armed with unusually long and slender setae. On the chewing blade of the mandible the three outer teeth are very much larger than the series of 10 or 12 inner ones. The second maxilla has six inner lobes, each tipped with three to five setae. The maxilliped and the first four pairs of legs are similar to those of *palumboi*, but the fifth legs are quite different. There is a much greater inequality in size between the two rami, the exopod being four times as long as the endopod. The end segment on the exopod is more than twice as long as wide, with two outer spines and one inner seta. The basal segment of the endopod has one inner seta, the middle segment two inner setae, and the end segment three inner, two terminal and two outer setae. Total length 10 to 11 mm.

Male.—A little smaller than the female with the same general proportions except that the urosome is 5-segmented. The anal segment is fused with the caudal rami, and the latter show the same asymmetry

as in the female. The first antenna on the left side is geniculate and longer than the right one, with the terminal portion 4-segmented. The other appendages are like those of the female, except the fifth legs shown in figure 50. The basipods of these legs are considerably enlarged and the second segment in each leg has on its posterior surface a laminate process tipped with a dense fringe of fine hairs which completely covers the basal endopod segment. These endopods are 3-segmented, the left one a trifle the longer and its end segment with six setae while the end segment of the right endopod has five setae. The middle segments each have a single seta, and these, as well as the setae on the end segments, extend straight across and overlap those on the opposite leg. The proximal segment of each exopod has a small spine at its outer distal corner, and the second segment has a stout curved spine on its inner margin at the base. On the right leg the inner distal corner of this second segment is protruded into a blunt process covered with fine hairs. The end segment is tipped with a couple of spines and carries on its inner margin a semicircular transparent pad that covers the bases of the terminal spines and extends back to the hairy process of the second segment. The end segment of the left exopod has two spines on its inner margin and is tipped with a long stout spine bent near its base and acuminate at its tip. Total length 9 to 9.50 mm.

Allotype female.—U.S.N.M. No. 70744; station 4722, latitude $9^{\circ}31'$ S., longitude $106^{\circ}30'$ W., Galápagos to Paumotu Islands.

Remarks.—The exceptional inequality in the size of the two rami of the fifth legs in the female and the structural details of the fifth legs of the male are the distinguishing characters of this species. On comparing figure 50 of plate 4 with figure 9, plate 42, of the *Siboga* report it will be evident that the fifth legs of Scott's single male were scarcely injured at all. On the contrary, Brady's specimen was badly mutilated and owing to the separation of the two legs right and left have been transposed both in the description and in the labels of the figures.

Genus DREPANOPUS Brady, 1883

DREPANOPUS FORCIPATUS Giesbrecht

Drepanopus forcipatus GIESBRECHT, Atti. Accad. Lincei, Rome, ser. 4, vol. 4, sem. 2, p. 335, 1888; Fauna und Flora des Golfes von Neapel, monogr. 19, p. 201, pl. 10, figs. 23-25, 27-30; pl. 36, figs. 36-38, 1892.

[Station 2770. Almost coincidental with the publication of Giesbrecht's description of this rare genus and species from both coasts of southern South America (lat. 45° S. and 49° S.) the *Albatross* secured some 500 female specimens in latitude 48° S., off the Argentine coast. The *Albatross* specimens, which may have been deter-

mined by Sars, failed of record in the Wilson manuscript. Their identification has been verified by Mrs. Mildred S. Wilson (*vide* footnote 1, p. vii). The taking of some 150 specimens, practically all females, in a dredge haul made in 20–25 meters in West Cumberland Bay, South Georgia, is reported by Pesta (1930, p. 101).—W. L. S.]

Genus *DYSGAMUS* Steenstrup and Lütken, 1861

DYSGAMUS ARIOMMUS Wilson

Dysgamus ariommus WILSON, Proc. U. S. Nat. Mus., vol. 31, p. 713, pl. 20, figs. 62–70, 1907.

Stations 3829; 5228. Two males were taken in the tow at this second station south of Romblon Island in the Philippines and a third at the first station south of the Hawaiian Islands, all three swimming freely. The species does not appear in any of the lists, and these are the first specimens to be obtained since the original discovery. In discussing the commensal and parasitic copepods of the *Siboga* plankton, Dr. Leigh-Sharpe (1934, p. 28) described seven specimens that he referred to Brady's species *murrayi*, which Brady had placed in the genus *Nogagus*. Brady's description in the *Challenger* report was very meager, and in his single figure the first two pairs of legs were entirely lacking. Dr. Leigh-Sharpe's excellent figures supplied these and many other missing details, but he made the present species *ariommus* a synonym of *murrayi*, which his own figures proved to be impossible. In *murrayi* the endopods of the first three pairs of legs are 1-segmented, the genital segment has a pair of large leg rudiments, and in his own words, "there are two furcae one behind the other." In *ariommus* the endopods of all four pairs of legs are 2-segmented, there are no leg rudiments on the genital segment, and the furca is certainly single. It may be added that none of the other appendages show correspondence in detail and such a total lack of accord in specific characters effectively prohibits any idea of synonymy suggested by general appearance.

DYSGAMUS PACIFICUS, new species

PLATE 6, FIGURES 51–60

Stations 3683; 3829; 4010; H. 3789. About 20 males were taken in a surface tow at station H. 3789 north of the Marquesas Islands on September 9, 1899. Single males were obtained at each of the other stations except station 3683, at which 3 were taken.

Male.—Carapace 55 percent of the entire length and five-sixths as wide as long, with the dorsal pattern of grooves shown in figure 51. Frontal plates prominent and separated by a narrow median incision; lateral lobes with their bluntly rounded ends turned inward, just

equaling in length the median lobe. Free fourth segment with strongly convex sides and as wide as the posterior end of the median carapace lobe. Genital segment barrel-shaped and nearly as wide as the fourth segment, with no trace of leg rudiments. Abdomen 2-segmented, the segments the same width but the anal segment longer than the basal. Caudal rami suborbicular, inserted in the reentrant corners of the anal segment and scarcely projecting behind it.

First antenna rather stout, with short setae; basipod of the second antenna with a stout posterior spine acute at its tip, the terminal claw bent abruptly near its center. First maxilla simple, its inner margin an S-curve; second segment of second maxilla longer than the basal segment, with a small spine distal to the center of its inner margin, the inner terminal seta twice as long as the outer. Maxilliped with the basal segment much swollen and armed on its inner surface with a stout spine and a corrugated ridge against which the powerful and strongly curved terminal claw shuts. Furca⁶ H-shaped, the lateral arms enlarged at their bases, the central crossbar quite slender. The four pairs of legs are biramose, each ramus 2-segmented with spines and setae as shown in figures 57 to 60. Attention is called to the abnormal seta on the inner margin of the basal segment of the second leg. Total length 3.82 mm. Carapace 2 mm. long, 1.85 mm. wide.

Type.—U.S.N.M. No. 70752; station H3789, Cape Martin, Nukuhiva Island, N. 30° E., distance 6½ miles.

Remarks.—The distinctive characters of this species appear in every one of the appendages but especially in the arrangement of the spines and setae on the four pairs of legs.

Genus ECTINOSOMA Boeck, 1864

ECTINOSOMA CURTICORNIS Boeck

Ectinosoma curticornis BOECK, Forh. Vid. Selsk., Christiania, vol. 14, p. 45, 1872.

Station 4663. Two females of this small harpactid were found in a surface tow at this station off the Peruvian coast. It is not included in any of the other plankton lists.

Genus EUAETIDEUS Sars, 1925

EUAETIDEUS BRADYI (A. Scott)

PLATE 7, FIGURES 70, 71

Aetideus bradyi A. SCOTT, Copepoda of the *Siboga*-Expedition, monogr. 29a, pt. 1, p. 38, pl. 5, figs. 1-12, 1909.

⁶ The name furca is used to designate this appendage of parasitic copepods and hence cannot be rightly applied to the caudal rami of pelagic forms.

Stations 4758; 5120; 5185; 5190; 5320. Established by A. Scott as *Aetideus bradyi* in the *Siboga* plankton, but in the Monaco plankton transferred by Sars to his new genus *Euaetideus* together with other specimens "Obtenue pendant l'Expedition de l'*Albatross* dans l'Océan Pacifique, mais non encore décrite." At first Sars regarded these specimens as a new species, the third for his new genus, and made drawings of them labeled with a new specific name. But afterward he evidently changed his decision, drew a line through the new name, and wrote above it the name of the present species. This explains the above quotation from the Monaco plankton and also the fact that no third species of the new genus has ever appeared. All Scott's specimens were females and so were those that Sars made the type species of his new genus. The *Albatross* collections however include males as well as females, and the former sex is here described for the first time, from Station 4758.

Male.—Head fused with the first segment into an elongate cephalothorax like that of the female. A similar hard and horny rostrum is present, but there is no knoblike frontal projection or any crest. The last thoracic segment is produced into chitinated spines, which reach the posterior margin of the first abdominal segment and are curved slightly outward. The urosome is 4-segmented; the genital segment is one-half wider than long; the middle abdominal segment is longer than either of the other two. The caudal rami are longer than the anal segment and slightly divergent, three times as long as wide, each with four plumose and one appendicular setae.

The antennae, mouth parts, and first four pairs of legs are like those of the female. Only one fifth leg, the left, is present, as in the males of the genus *Aetideus*, and this leg is uniramous and 5-segmented. The third segment is the longest and the terminal segment the shortest, and the only armature is four or five minute filose setae on the end segment. Total length 1.50 mm. Metasome 1.40 mm. long, 0.56 mm. wide.

Allotype male.—U.S.N.M. No. 70757; station 4758: latitude 52°02' N., longitude 132°53' W., off Queen Charlotte Islands.

Remarks.—This is the first male to be reported for Sars' new genus, and since the rostrum is fully as massive as in the female and the spines at the posterior corners of the metasome are half as long as the urosome it fully supplements the distinctive characters of the genus and helps to validate its separation from the genus *Aetideus*. The species was reported in the *Carnegie* list from the eastern Pacific.

EUAETIDEUS GIESBRECHTI (Cleve)

Aetideus giesbrechti CLEVE, Marine investigations in South Africa, vol. 3 (1905), Copepoda, p. 185, 1904.

Stations 7; 15; 470; 3799; 4687; 5120; 5129; 5185; 5227; 5246; Fiji Islands. This species is the type of the genus *Euaetideus* established by Sars in the Monaco plankton; specimens from three of these *Albatross* stations were identified by him. It was found at seven stations in the Monaco plankton, nine stations in the *Siboga* plankton, and was reported from the Pacific in the *Carnegie* plankton.

Genus **EUAUGAPTILUS** Sars, 1920

EUAUGAPTILUS ANGUSTUS (Sars)

Augaptilus elongatus Sars, Bull. Mus. Océanogr. Monaco, No. 40, p. 13, 1905b.
Euaugaptilus angustus Sars, Rés. camp. sci. Albert de Monaco, No. 69, p. 281, pl. 91, 1925.

Stations 4671; 4691; 4695; 4717; 4719; 5320. Identified by Sars from the first 5 of these 6 *Albatross* stations and from 16 in the Monaco plankton but not appearing in the other lists. It was first reported from the Pacific area by Sewell (1932, p. 322).

EUAUGAPTILUS BULLIFER (Giesbrecht)

Augaptilus bullifer GIESBRECHT, Atti Accad. Lincei, Rome, ser. 4, vol. 5, sem. 1, p. 813, 1889; Fauna und Flora des Golfes von Neapel, monogr. 19, pp. 400, 413, pl. 28, figs. 6, 21, 24; pl. 30, fig. 46, 1892.

Stations 4687; 4717; 4732; 4740. Identified by Sars from these *Albatross* stations in the eastern Pacific and from 20 stations in the Monaco plankton; also found at 2 *Siboga* stations.

EUAUGAPTILUS ELONGATUS (Sars)

Augaptilus elongatus Sars, Bull. Mus. Océanogr. Monaco, No. 40, p. 13, 1905b.
Euaugaptilus elongatus Sars, Rés. camp. sci. Albert de Monaco, No. 69, p. 270, pl. 84, 1925.

Stations 5225; Fiji Islands. Established by Sars from 21 stations in the Monaco plankton and reported by Farran (1908, p. 71) as *Augaptilus elongatus* off the coast of Ireland, but not occurring in the other plankton lists. All the previous specimens have been taken from the Atlantic Ocean, and this is the first Pacific record.

EUAUGAPTILUS FACILIS (Farran)

Augaptilus facilis FARRAN, Fisheries Ireland, Sci. Invest. for 1906, pt. 2, p. 73, pl. 3, figs. 23, 24; pl. 8, figs. 1-6, 1908.

Station 4717. Identified by Sars from this single station near the Galápagos Islands, and in the Monaco plankton from a single station near the Canaries, but not appearing in the other lists. Farran's original specimens and others reported on by Wolfenden (1911, p. 343) were all from the Atlantic. Sewell's record from Indian waters (1932, p. 322) may be the first Pacific one, as these specimens are prob-

ably the ones mentioned by Sars in the Monaco report as coming from the Pacific.

EUAUGAPTILUS FILIGERUS (Claus)

Hemicalanus filigerus CLAUS, Die freilebenden Copepoden, p. 179, 1863.

Stations 7; 2219. Identified by Sars from the first of these *Albatross* stations in the Atlantic and from 16 Monaco stations also in the Atlantic; one specimen reported at each of 5 stations in the *Siboga* plankton.

EUAUGAPTILUS GIBBUS (Wolfenden)

Augaptilus gibbus WOLFENDEN, Journ. Marine Biol. Assoc. United Kingdom, new ser., vol. 7, No. 1, p. 122, 1904.

Stations 1; 4427. A single female was identified from this station in the lesser Antilles. Sars reported the species from four Monaco stations, but it does not appear in any of the other lists.

EUAUGAPTILUS HECTICUS (Giesbrecht)

PLATE 21, FIGURES 297, 299

Augaptilus hecticus GIESBRECHT, Atti. Accad. Lincei, Rome, ser. 4, vol. 5, sem. 1, p. 814, 1889; Fauna und Flora des Golfes von Neapel, monogr. 19, pp. 400, 414, pl. 1, fig. 3; pl. 27, fig. 30; pl. 28, figs. 5, 9, 16, 30, 33, 37; pl. 29, fig. 18; pl. 39, fig. 45, 1892.

Stations 4695; 5451. Originally established by Giesbrecht upon specimens obtained in the Mediterranean and placed in the genus *Augaptilus*. Afterward reported by Farran (1929, p. 269) from the southern Pacific off New Zealand and transferred to Sars' genus *Euaugaptilus*. The first of the above *Albatross* stations was off Easter Island in the southern Pacific, while the second station was east of Luzón in the Philippines. This species appears only in the *Siboga* plankton list.

EUAUGAPTILUS LATICEPS (Sars)

Augaptilus laticeps SARS, Bull. Mus. Océanogr. Monaco, No. 40, p. 11, 1905b.
Euaugaptilus laticeps SARS, Rés. camp. sci. Albert de Monaco, No. 69, p. 264, pl. 80, 1925.

Stations 4646; 4652; 4657; 4663; 4664; 4671; 4676; 4679; 4687; 4695; 4717; 5129; 5287. Identified by Sars from 9 of these *Albatross* stations and from 35 stations in the Monaco plankton, but not appearing in any of the other lists. Reported from the Indian Ocean by Sewell (1932, p. 321).

EUAUGAPTILUS LONGIMANUS (Sars)

Augaptilus longimanus SARS, Bull. Mus. Océanogr. Monaco, No. 40, p. 17, 1905b.
Euaugaptilus longimanus SARS, Rés. camp. sci. Albert de Monaco, No. 69, p. 282, pl. 92, 1925.

Stations 4681; 4687; 4717; 4730; 4734. Established by Sars in the Monaco plankton upon specimens of both sexes from 30 stations but not present in the other lists. All his specimens came from around the Azores and the Canaries in the temperate Atlantic. He also identified these *Albatross* specimens from the five stations above in the eastern Pacific, the first to be reported since his original discovery, and the first from that ocean.

EUAUGAPTILUS MAGNUS (Wolfenden)

Augaptilus magnus WOLFENDEN, Journ. Marine Biol. Assoc. United Kingdom, new ser., vol. 7, No. 1, p. 122, 1904.

Stations 4671; 4676; 4679; 4717. Wolfenden's original specimens came from the west coast of Ireland and he later reported others from the southern Atlantic. Sars reported the species from 50 Monaco stations and gave a full account of both sexes with figures in his Monaco report, but it does not appear in the other lists.

EUAUGAPTILUS NODIFRONS (Sars)

Augaptilus nodifrons SARS, Bull. Mus. Océanogr. Monaco, No. 40, p. 13, 1905b.

Euaugaptilus nodifrons SARS, Rés. camp. sci. Albert de Monaco, No. 69, p. 267, pl. 82, 1925.

Stations 4655; 4661; 4664; 4665; 4667-4669; 4676; 4679; 4705; 4715; 4717; 4721; 4722; 5185; 5231. Established by Sars upon specimens of both sexes from 27 Monaco stations and fully described and figured in his Monaco report. He also identified the *Albatross* specimens from 14 of the 16 listed stations. This is one of very few instances where the same species of *Euaugaptilus* was found at successive stations in both *Albatross* and Monaco planktons. [This clears up the matter of the Pacific record which has puzzled authors since Sars' statement in the Monaco report that the known distribution was "Océan Atlantique et Pacifique" (see Sewell 1932, p. 316). Sewell's observation that Sars had presumably recognized this species in some other collection is shown to be true. The male was found in the Indian Ocean by Sewell.—M. S. W.]

EUAUGAPTILUS OBLONGUS (Sars)

Augaptilus oblongus SARS, Bull. Mus. Océanogr. Monaco, No. 40, p. 11, 1905b.

Euaugaptilus oblongus SARS, Rés. camp. sci. Albert de Monaco, No. 69, p. 266, pl. 81, 1925.

Stations 4646; 4655; 4663; 4668; 4671; 4673; 4679; 4683; 4685; 4700. Established by Sars upon specimens from 27 Monaco stations in both the Atlantic and Pacific. Sars also identified the species from 8 of these 10 *Albatross* stations. Otherwise reported only by Sewell (1932, p. 322) from Indian waters.

EUAUGAPTILUS PALUMBOI (Giesbrecht)

Augaptilus palumbii GIESBRECHT, Atti Accad. Lincei, Rome, ser. 4, vol. 5, sem. 1, p. 813, 1889; Fauna und Flora des Golfes von Neapel, monogr. 19, pp. 400, 413, pl. 27, fig. 32; pl. 28, figs. 3, 15, 17; pl. 39, figs. 39, 50, 1892.

Stations 9; 4652; 4673; 4687; 4705; 4708; 4722; 4730. Giesbrecht's type specimens came from the eastern Pacific southwest of the Galápagos Islands. Sars identified the species from 3 Monaco and from these eight *Albatross* stations; A. Scott found it at six *Siboga* stations. It does not appear in the other lists, but Wolfenden (1911, p. 340) has reported it as *Augaptilus palumboi* from the Antarctic, and so it is well distributed, although the number of specimens obtained is quite small.

EUAUGAPTILUS RIGIDUS (Sars)

PLATE 6, FIGURE 61; PLATE 7, FIGURE 62

Augaptilus rigidus Sars, Bull. Inst. Océanogr. Monaco, No. 101, p. 21, 1907.

Euaugaptilus rigidus Sars, Rés. camp. sci. Albert de Monaco, No. 69, p. 298, pl. 103, 1925.

Station 4687. Two females were identified by Sars from this *Albatross* station and a single female from the Monaco plankton. The latter specimen upon which the species was founded had lost most of the setae upon its caudal rami, and so his excellent description and figures were lacking in this detail. He made pencil sketches of these perfect *Albatross* specimens, and they are reproduced here to supplement his Monaco figures.

EUAUGAPTILUS SQUAMATUS (Giesbrecht)

Augaptilus squamatus GIESBRECHT, Atti Accad. Lincei, Rome, ser. 4, vol. 5, sem. 1, p. 814, 1889; Fauna und Flora des Golfes von Neapel, monogr. 19, pp. 400, 413, pl. 28, figs. 1, 12, 18, 22, 25, 34; pl. 39, fig. 38, 1892.

Stations 4607; 4652; 4659; 4667; 4671; 4679; 4681; 4687; 4700; 4707; 4711; 4717; 4719; 4721; 4722; 4734; 5185. Giesbrecht's type specimens came from north of the Marshall Islands in the tropical Pacific, and these *Albatross* stations are also in the Pacific. The Monaco stations from which it was identified by Sars, on the contrary, were all in the northern Atlantic.

Genus EUCALANUS Dana, 1853**EUCALANUS ATTENUATUS (Dana)**

Calanus attenuatus DANA, Proc. Amer. Acad. Arts and Sci., vol. 2, p. 18, 1849; United States Exploring Expedition, 1838-42 (Wilkes), vol. 14, pt. 2, Crustacea, p. 1080, 1853; pl. 75, fig. 2 a-m, 1855.

Stations 1; 13; 15; 16; 22; 25-27; 30; 31; 33; 41-44; 46; 48; 49; 52; 55; 57; 65; 67; 75; 76; 78; 2396; 2792; 2859; 3712; 3765; 3799; 3800;

3867; 4009-4011; 4086; 4580; 4583; 4585; 4588; 4590; 4592; 4605; 4607; 4611; 4613; 4615; 4634; 4635; 4638; 4640; 4644; 4646; 4648; 4650; 4663; 4665; 4667; 4671; 4673; 4676; 4706-4708; 4713-4716; 4719; 4723; 4730; 4731; 4734; 4757; 4758; 4760; 4765; 4785; 4793; 4806; 4926; 4952; 5030; 5120; 5125; 5129; 5133; 5134; 5155; 5175; 5180; 5185; 5186; 5190; 5208; 5223; 5224-5229; 5231-5234; 5240; 5246; 5262; 5263; 5287; 5319; 5320; 5338; 5342; 5396; 5399; 5415; 5422; 5424; 5434; 5437; 5451; 5489; 5553; 5595; 5601; 5611; 5633; 5672; H. 2700; H. 2701; Fiji Islands. As this list plainly shows, the above is the most widely distributed species of the genus in the *Albatross* plankton. It appears in all the lists except that of the *Siboga* plankton and is nearly always stated to be abundant.

EUCALANUS BUNGII Giesbrecht

Eucalanus elongatus var. *bungii* GIESBRECHT, Fauna und Flora des Golfes von Neapel, monogr. 19, p. 149, 1892.

Stations 5120; 5130; 5228; 5231; 5386. After a careful study of the varieties of *Eucalanus elongatus* in the northeastern Pacific, Dr. Martin W. Johnson (1938, p. 167) decided that two of them were worthy of being elevated to the rank of species. Since he found the males of both varieties and they differed specifically from each other and from the typical *elongatus* male, his claim seems valid. This is the first of the two varieties and is distinguished by an acute triangular forehead in the female and by the details of the fifth legs in the male. A dozen specimens were examined in sufficient detail to identify them and probably others could be found.

EUCALANUS CRASSUS Giesbrecht

Eucalanus crassus GIESBRECHT, Atti Accad. Lincei, Rome, ser. 4, vol. 4, sem. 2, p. 333, 1888; Fauna und Flora des Golfes von Neapel, monogr. 19, pp. 132, 151, pl. 4, fig. 9; pl. 11, figs. 8, 10, 15, 17, 21, 22, 29, 33, 35, 38; pl. 35, figs. 4, 20, 26-28, 1892.

Stations 26; 27; 65; 78; 3829; 4673; 4765; 4926; 5129; 5134; 5175; 5180; 5185; 5186; 5223; 5225; 5226; 5228; 5229; 5233; 5319; 5422; 5553; 5595; 5611. This species was also found at 5 Monaco, 32 *Siboga*, and 34 *Carnegie* stations, and so it may be deemed to be well distributed.

EUCALANUS ELONGATUS (Dana)

Calanus elongatus DANA, Proc. Amer. Acad. Arts and Sci., vol. 2, p. 18, 1849; United States Exploring Expedition, 1838-1842 (Wilkes), vol. 14, pt. 2, Crustacea, p. 1079, 1853; pl. 75, fig. 1 a-n, 1855.

Stations 1; 15; 16; 25; 27; 31; 41; 43-45; 48; 49; 51; 52; 57; 65; 66; 70; 71; 76-78; 80; 3382; 3412; 3602; 3878; 3901; 4010; 4574; 4580; 4613; 4634; 4635; 4640; 4644; 4648; 4663; 4667; 4671; 4676; 4679;

4681; 4683; 4685; 4687; 4691; 4700; 4705; 4707; 4709; 4711; 4713; 4715-4719; 4721; 4722; 4745; 4759; 4760; 4765; 4766; 4774; 4783; 4785; 4793; 4806; 4926; 4952; 5102; 5110; 5120; 5129; 5133; 5155; 5175; 5176; 5180; 5185-5187; 5190; 5196; 5223-5225; 5227-5229; 5231; 5233; 5240; 5262; 5263; 5287; 5319; 5320; 5348; 5386; 5422; 5434; 5437; 5553; H. 2700; Nasugbu Bay, southern Luzón, Philippine Islands; Fiji Islands. This species was found at 54 Monaco and 74 Carnegie stations but was not present in the *Siboga* or *Challenger* plankton.

EUCALANUS MONACHUS Giesbrecht

Eucalanus monachus GIESBRECHT, Atti Accad. Lincei, Rome, ser. 4, vol. 4, sem. 2, p. 333, 1888; Fauna und Flora des Golfes von Neapel, monogr. 19, pp. 132, 151, pl. 11, fig. 37; pl. 35, figs. 5, 14, 33, 36, 1892.

Stations 15; 16; 59; 65-67; 71; 73; 75-80; 3765; 4594; 4611; 4615; 4644; 4659; 4661; 4673; 4716; 4743; 4758; 4760; 4767; 4800; 4952; 5129; 5185; 5186; 5209; 5225; 5227; 5228; 5231; 5233; 5234; 5262; 5263; 5299; 5301; 5338; 5340; 5348; 5358; 5397; 5404; 5414; 5415; 5436; 5488; 5489; 5507; 5530; 5601; 5647; 5651; Iloilo Straits, Philippine Islands. Present at 22 *Siboga*, 13 Monaco, and 21 Carnegie stations and therefore fairly widely distributed.

EUCALANUS MUCRONATUS Giesbrecht

Eucalanus mucronatus GIESBRECHT, Atti Accad. Lincei, Rome, ser. 4, vol. 4, sem. 2, p. 334, 1888; Fauna und Flora des Golfes von Neapel, monogr. 19, pp. 132, 151, pl. 11, figs. 9, 26, 34; pl. 35, figs. 15, 35, 38, 1892.

Stations 31; 49; 66; 71; 3829; 3901; 4598; 4605; 4667; 4713; 4757; 4760; 4763; 4793; 4806; 4926; 5030; 5102; 5120; 5125; 5129; 5178; 5179; 5185; 5186; 5190; 5223; 5225-5227; 5229; 5231; 5233; 5246; 5263; 5287; 5386; 5397; 5422; 5436; 5553; 5578; 5611; H. 1689; H. 2700; H. 2701; Amchitka Island, Alaska; Sabtán Island, Philippine Islands. Almost half the tows in which this species was found were surface tows, the rest were vertical, starting from a depth of 300 fathoms, one from as much as 550 fathoms, and several at less than 250 fathoms. Since Sars found it at 34 Monaco stations and all his specimens came from "more or less considerable depths," it would seem as though this species did not frequent the surface as much as the other species of this genus. It is included also in the *Siboga* and Carnegie lists.

EUCALANUS MUTICUS [Sars MS.] Wilson, new species

PLATE 7, FIGURES 63-69

Stations 4561; 4571; 4574; 4580; 4583; 4585; 4590; 4594; 4598; 4605; 4607; 4613; 4634; 4646; 4650; 4652; 4655; 4657; 4659; 4663;

4664; 4667; 4668; 4671; 4673; 4676; 4700; 4713; 4719; 4721; 4722; 4757; 4785; Fiji Islands. Although the species was found at so many stations, it was not at all abundant, two or three specimens at a station being the usual number.

Female.—Metasome elongate and narrow; head fused with the first segment into a cephalothorax twice as long as the rest of the metasome and the urosome combined. The rest of the thorax narrowed regularly backward, with the posterior corners smoothly rounded without spines. Forehead triangular, the apex sharp but without a spine; rostrum removed considerably from the apex, the filaments very slender and curved like parenthesis marks. Fourth and fifth segments fused on the ventral surface but separated dorsally and elevated considerably above the genital segment. Urosome less than one-eighth as long as the metasome and 4-segmented; genital segment longer than wide, the sides slightly convex and the ventral surface protruding a little. Abdomen 3-segmented, the segments about the same length and much wider than long. Caudal rami at the corners of the anal segment, twice as long as wide and somewhat divergent. The second inner seta on the left ramus is greatly elongated, as in nearly all the other species of this genus.

First antennae reaching four segments beyond the tips of the caudal rami, with a stout seta on the penultimate and antepenultimate segments and all the other setae filiform. The two stout setae are plumose and often highly colored and reach to the tip of the elongated seta on the left caudal ramus. The exopod of the second antenna is 7-segmented, each of the two basal segments with two setae, the next four with one apiece and the end segment with three terminal setae, the two inner ones much elongated. Mandible palp twice the length of the chewing blade and biramose, the outer ramus with two exceptionally long setae. The tooth at each end of the chewing blade is acute, the intervening ones are laminate and truncated. The maxilliped is 8-segmented, the segments with 6:3:2:3:4:3:3:2 setae respectively, beginning at the base. The exopod of the first leg has three segments, the two basal ones without outer spines, the end segment with one at the distal corner; the endopod is 2-segmented. The rami of the second, third, and fourth legs are each 3-segmented, the end segment of the exopod with two outer spines and one at the distal corner; the fifth legs are lacking. Total length 5.65 mm. Metasome 4.64 mm. long, 0.92 mm. wide.

Male.—Body similar to that of the female except that the urosome is 5-segmented and there are five pairs of legs instead of four. These fifth legs are uniramous and 4-segmented, the two basal segments nearly twice the width of the two terminal ones, the end segment

tipped with an acicular spine as long as the last two segments combined. The penultimate segment also has a small spine at its outer distal corner. Total length 5.50 mm.

Types.—U. S. N. M. No. 70727; station 4673; latitude 12°30'30" S., longitude 77°49'30" W., off Peru.

Remarks.—This species may be recognized by the pointed forehead, the 4-segmented urosome, the exceptional mandibular palp with its abnormal setae, and the peculiar characters of the exopod of the second antennae. The distance the pointed forehead projects beyond the base of the rostrum and the details of the fifth legs in the male are also aids in identification.

EUCALANUS PILEATUS Giesbrecht

Eucalanus pileatus GIESBRECHT, Atti Accad. Lincei, Rome, ser. 4 vol. 4, sem. 2, p. 334, 1888; Fauna und Flora des Golfes von Neapel, monogr. 19, pp. 132, 151, pl. 11, figs. 3, 28, 41; pl. 35, figs. 7, 8, 19, 39–41, 1892.

Stations 4638; 5129; 5232. This is the smallest species of the genus and also one of the least abundant, although it has been reported from the Red Sea and the Atlantic, Pacific, and Indian Oceans. It was present in the *Siboga* plankton but not in any of the other lists.

EUCALANUS SUBCRASSUS Giesbrecht

Eucalanus subcrassus GIESBRECHT, Atti Accad. Lincei, Rome, ser. 4, vol. 4, sem. 2, p. 334, 1888; Fauna und Flora des Golfes von Neapel, monogr. 19, pp. 132, 151, pl. 11, figs. 6, 14, 19, 30, 39; pl. 35, figs. 12, 16, 31, 32, 1892.

Stations 48; 4638; 4640; 4644; 4652; 4673; 4716; 4926; 5102; 5129; 5134; 5180; 5185; 5223–5226; 5230; 5231; 5233; 5262; 5633. Identified by Sars at 5 of these Pacific stations and by Scott at 45 *Siboga* stations but not present in the other planktons.

EUCALANUS SUBTENUIS Giesbrecht

Eucalanus subtenuis GIESBRECHT, Atti Accad. Lincei, Rome, ser. 4, vol. 4, sem. 2, p. 333, 1888; Fauna und Flora des Golfes von Neapel, monogr. 19, pp. 132, 150, pl. 11, figs. 4, 23, 42; pl. 35, figs. 9–11, 18, 29, 30, 1892.

Stations 4611; 4646; 4650; 4652; 4657; 4659; 4663–4665; 4667; 4671; 4673; 4713; 4715; 5120; 5134; 5180; 5185; 5223; 5225; 5230; 5232; 5301. Identified by Sars from 11 of these Pacific *Albatross* stations and at 3 Monaco stations; found at 34 *Siboga* stations and at 6 *Carnegie* stations in the Pacific.

Genus EUCHAETA Philippi, 1843

EUCHAETA ACUTA Giesbrecht

Euchaeta acuta GIESBRECHT, Fauna und Flora des Golfes von Neapel, monogr. 19, pp. 246, 262, pl. 16, figs. 6, 10, 14, 18, 21, 27, 39; pl. 37, figs. 47, 48, 52, 1892.

Stations 1; 71; 76-78; 3930; 3980; 4427; 4580; 4583; 4585; 4587; 4611; 4644; 4646; 4652; 4659; 4685; 4691; 4716; 4721; 4740; 5030; 5129; 5185; 5186; 5224; 5225; 5227; 5231; 5233; 5246; 5340; 5422; Fiji Islands. Identified by Sars from 9 of these *Albatross* and at 76 Monaco stations and present also at 53 stations in the *Carnegie* plankton, while only 4 specimens were reported in the *Siboga* plankton.

EUCHAETA CONCINNA Dana

PLATE 8, FIGURES 72-73; PLATE 22, FIGURE 326

Euchaeta concinna DANA, Proc. Amer. Acad. Arts and Sci., vol. 2, p. 21, 1849; United States Exploring Expedition, 1838-42 (Wilkes), vol. 14, pt. 2, Crustacea, p. 1088, 1853; pl. 77, figure 4a-c, 1855.

Stations 4684; 4700; 4731. Established by Dana upon specimens of both sexes from the Straits of Banca east of Sumatra and found also at 40 stations in the *Siboga* plankton, but not present in the other lists. The female can be recognized by the structure of the genital segment, which is clearly shown in Sars' figures here reproduced. The male is distinguished by the detailed structure of the last segment of the left fifth leg, which is shown in figure 326.

EUCHAETA HEBES Giesbrecht

Euchaeta hebes GIESBRECHT, Atti Acad. Lincei, Rome, ser. 4, vol. 4, sem. 2, p. 337, 1888; Fauna und Flora des Golfes von Neapel, monogr. 19, pp. 246, 263, pl. 15, figs. 29, 30; pl. 16, figs. 3-5, 20, 31, 32, 38, 44; pl. 37, figs. 32, 33, 54, 1892.

Stations 3765; 5262. Identified by Sars from seven Monaco stations with both sexes fully described in the Monaco report. It is present in the *Carnegie* but not in the other plankton lists but has been reported casually in small numbers from nearly all the oceans.

EUCHAETA LONGICORNIS Giesbrecht

PLATE 8, FIGURES 79-83

Euchaeta longicornis GIESBRECHT, Atti Accad. Lincei, Rome, ser. 4, vol. 4, sem. 2, p. 337, 1888; Fauna und Flora des Golfes von Neapel, monogr. 19, pp. 246, 264, pl. 16, figs. 35, 37; pl. 37, figs. 45, 46, 1892.

Stations 4634; 4635; 4638; 4640; 4644; 4646; 4652; 4663; 4664; 4671; 4715; Fiji Islands. A single female was found in the *Siboga* plankton and no specimens in the other planktons, and since all Giesbrecht's original specimens were females the male has remained unknown. Furthermore, no dorsal view of the female has ever been published, and the descriptions given by Giesbrecht and Scott are very meager, especially that of Scott. Accordingly, the figures drawn by Sars, who identified these *Albatross* specimens, are here reproduced, and a full description of both sexes is given.

Female.—Metasome elliptical, a little more than twice as long as wide, the forehead triangular, coming to a sharp point, the fourth and fifth segments fused and smoothly rounded at the posterior corners, without hairs. Urosome very slender, half as long and a third as wide as the metasome and 4-segmented. Genital segment as long as the entire abdomen and twice as long as wide, with a peculiar process on the right side near the posterior corner that is plainly visible in dorsal view. This process is laminate and extends diagonally backward with a rounded tip and a small spine on the outer margin at the base of the rounded portion. Abdomen 3-segmented, the segments diminishing considerably in length and a little in width backward. Caudal rami as long as the anal segment, longer than wide, each with 4 setae, two terminal and two on the outer margin, all about the same length.

First antennae filose extending to the tips of the caudal rami and sparsely setose. The exopod of the second antenna is a little longer than the endopod; the spines on the exopods of the swimming legs are short and stout, and there is an incision in the segment inside the base of each spine. Total length 3.10 mm. Metasome 2.10 mm.

Male.—Body elongate and slender; metasome corresponding to that of the female. Urosome 5-segmented; the genital segment proportionally much shorter than that of the female and without protuberance. The antennae, mouth parts, and first four pairs of legs are the same as in the female. The fifth legs are surprisingly large for so small a species and reach far beyond the tips of the caudal rami (fig. 83). The second basipod of the right leg is considerably swollen, and the basal half of the endopod is also swollen, while the distal half tapers to a sharp point. The proximal portion of the exopod is of uniform width and just reaches the tip of the endopod. The distal portion is longer than the proximal, very slender, slightly curved, and tapered to an acuminate point. The second basipod of the left leg is much longer than that of the right and swollen a little proximally. The endopod is entirely lacking; the second segment of the exopod has a long terminal stylet swollen at its base and tapered to an acuminate point. Opposite the base of the stylet is an inner process with spines along its margin and at its tip and between the two is an inner unarmed process. Total length 2.65 mm. Metasome 1.80 mm. long.

Allotype male.—U.S.N.M. No. 70732; station 4671, latitude $12^{\circ}07' S$, longitude $78^{\circ}28' W$.

Remarks.—The fifth legs of a fully matured male are shown in figure 83, while those of a juvenile male appear in figure 88. The laminate process on the right margin of the female genital segment and the peculiar stylet at the tip of the left fifth leg of the male are distinguishing characters.

EUCHAETA MARINA (Prestandrea)

Cyclops marinus PRESTANDREA, Effemeridi Sci. e Lett. Sicilia, vol. 6, p. 12, 1833.

Stations 1; 5; 6; 14-16; 18; 19; 24; 27; 30-32; 42; 44-46; 48; 52-55; 57, 59, 60, 65, 70, 71, 75-78; 80; 173; 236; 2236; 2396; 3412; 3712; 3765; 3789; 3791; 3799; 3829; 3834; 3867; 3878; 3901; 3911; 3912; 3921; 3927; 3929; 3930; 3932; 3980; 4009-4011; 4037; 4086; 4190; 4427; 4580; 4583; 4588; 4590; 4592; 4594; 4605; 4607; 4611; 4613; 4615; 4619; 4635; 4638; 4640; 4644; 4646; 4657; 4659; 4661; 4667; 4671; 4673; 4681; 4684; 4687; 4700; 4705-4709; 4713-4716; 4721; 4722; 4724; 4730; 4731; 4734; 4738; 4915; 4926; 4952; 5102; 5105; 5120; 5129; 5133; 5134; 5155; 5175; 5185; 5186; 5190; 5196; 5223-5227; 5229; 5231; 5233; 5240; 5246; 5258; 5262; 5263; 5308; 5319; 5320; 5338; 5340; 5342; 5348; 5358; 5396; 5397; 5422; 5434; 5437; 5451; 5489; 5578; 5611; 5627; Fiji Islands. As shown above this is the most widely distributed species in the *Albatross* plankton and it is present in all the plankton lists. It frequents tropical and temperate regions of all oceans, often in abundance.

EUCHAETA MEDIA Giesbrecht

PLATE 22, FIGURES 323-325

Euchaeta media GIESBRECHT, Atti Accad. Lincei, Rome, ser. 4, vol. 4, sem. 2, p. 337, 1888; Fauna und Flora des Golfes von Neapel, monogr. 19, pp. 246, 263, pl. 16, figs. 13, 36; pl. 37, figs. 39, 40, 1892.

Stations 3867; 4038; 5185; 5227. Established by Giesbrecht upon female specimens from the tropical Pacific, this species appeared in the *Siboga* plankton as a single female from the East Indies but was absent from the other lists. However, 40 females were recorded by Esterly (1905, p. 160) off the coast of California, about 2,700 were obtained by Farran (1929, p. 238) in the Terra Nova plankton, and Sewell (1929, p. 149) reported a few from the Bay of Bengal. But in spite of this abundance the male has hitherto remained unknown and is here described for the first time. Incidentally the statement by Scott that the distribution of this species is "very limited" must be given a strictly geographical and not at all a numerical interpretation.

Female.—Metasome elliptical, three times as long as wide, much narrowed anteriorly, not as much posteriorly. Forehead with a notch above the rostrum, which extends almost horizontally forward, posterior corners of the last thoracic segment slightly but distinctly angular. Urosome two-fifths as wide as and three-fifths as long as the metasome and 4-segmented. Genital segment asymmetrical, swollen anteriorly on the left side and posteriorly on the right side with a large ventral protuberance having an irregular outline. The filiform

appendicular setae on the caudal rami are longer than the plumose setae. Total length 3 to 3.75 mm. Metasome 2.28 mm. long.

Male.—Metasome like that of the female but narrowed more anteriorly and with the posterior corners more angular, extending back beyond the center of the genital segment. The rostrum extends almost horizontally forward with a well-defined notch above its base. Urosome two-fifths as long and only a fourth as wide as the metasome, and 5-segmented. The first four segments are about the same length and width, the fifth or anal segment is as wide but much shorter. The caudal rami are widely separated, divergent, and wider than long, each with one appendicular and five plumose setae.

The first antennae do not quite reach the posterior corners of the metasome; they are rather slender, and neither of them is geniculate. The second antennae, mouth parts, and first four pairs of legs are like those of the female. The fifth legs are shown in figure 324. The two basipod segments of the right leg are considerably swollen; the endopod is shaped like a ladle and is about as long as the proximal segment of the exopod. The bowl of the ladle is concave toward the exopod and fits around the inner side of the latter. The proximal segment of the exopod is swollen through the center and tapers toward each end. The terminal segment is an elongated slender spine enlarged at its base and acuminate at the tip. The two basipod segments of the left leg are about twice as long as those of the right leg; there is no endopod, and the exopod is 3-segmented. The proximal segment is narrow at its base and enlarges distally; the second segment is as wide as long, with a spine at the inner distal corner and at the center of the distal margin a slender process with a flattened spatulate tip. The third segment is half as wide as the second, hollowed on its inner surface, and enlarged at the distal end into a knob with two inner spines and a much longer terminal stylet. Total length 3.27 mm. Metasome 2.50 mm. long.

Allotype male.—U.S.N.M. No. 74114; station 5185, latitude $10^{\circ}05'45''$ N., longitude $122^{\circ}18'30''$ E., between Panay and Negros, Philippine Islands.

Remarks.—The asymmetry of the left side of the genital segment and of the ventral protuberance in the female and the ladle-shaped endopod of the right leg in the male are the chief characteristics of this species.

EUCHAETA PUBERA Sars

PLATE 22, FIGURES 327-329; PLATE 23, FIGURES 330, 331

Euchaeta pubera Sars, Bull. Inst. Océanogr. Monaco, No. 101, p. 13, 1907; Rés. camp. sci. Albert de Monaco, No. 69, p. 109, pl. 30, figs. 16-18, 1925.

Stations 3867; 3921; 4683; 4685; 5185; 5231. Identified by Sars in the Monaco plankton; based on female specimens only which he fully described and figured. He claimed that Scott's *Euchaeta wolfendeni* in the *Siboga* plankton was a synonym of *pubera* and of necessity adopted the *wolfendeni* male as the male of *pubera*. It will be shown, however, under *wolfendeni* (p. 217) that the two species are not the same, and that leaves *pubera* with females alone. Fortunately, the *Albatross* specimens included males and one of these is here described and figured for the first time.

Female.—Metasome elliptical, $2\frac{2}{3}$ times as long as wide, narrowed considerably in front but only a little behind, with broadly rounded posterior corners. Urosome nearly half as long and a third as wide as the metasome and 4-segmented. Genital segment as long as the entire abdomen, with a large ventral protuberance, having on the right side of the genital area a short lamella terminating in a curved point. The first antennae are slender and reach slightly beyond the posterior corners of the metasome. Total length 4 mm. Metasome 2.92 mm. long, 1.15 mm. wide.

Male.—Metasome with the same proportions as in the female but more pointed in front, with the posterior corners evenly rounded in side view but in dorsal view narrowed to thin edges turned outward. Urosome more than half as long and less than a fourth as wide as the metasome, 5-segmented, the segments narrowing slightly backward. The genital segment is shorter than either of the first two abdominal segments, which are of equal length and one-half longer than the penultimate segment. The anal segment is so short as to be scarcely visible and the caudal rami are also very short and subglobular.

The first antennae are longer than in the female and reach the abdomen, and neither of them is geniculate. The second antennae, mouth parts, and first four pairs of legs are like those of the female. The fifth legs are large and extend beyond the tips of the caudal rami in spite of the length of the urosome. The basipod of the right leg is considerably swollen; the exopod is 2-segmented, the distal segment tapered into a curved spine. The endopod is also 2-segmented but no longer than the basal segment of the exopod. In the left leg the second basipod is elongate but not swollen and carries on its inner margin near the tip the rudiment of an endopod. The inner projection of the second segment of the exopod is enlarged and notched at its tip, and the outer margin is fringed with spinules. The third segment has a rounded protuberance tipped with a spine on its inner margin opposite the tip of the projection of the second segment. Between the base of the third segment and this projection are the

processes seen in figure 331. The tip of the third segment is tapered into an exceptionally long spine. Total length 3.75 mm. Metasome 2.50 mm. long, 1 mm. wide.

Allotype male.—U.S.N.M. No. 74115; station 5185, latitude $10^{\circ}05'45''$ N., longitude $122^{\circ}18'30''$ E., between Panay and Negros, Philippine Islands.

Remarks.—The lamella with the curved point on the ventral protuberance of the female is easily visible in side view and, together with the subglobular caudal rami of the male, makes identification easy.

EUCHAETA SPINOSA Giesbrecht

PLATE 18, FIGURES 243–244

Euchaeta spinosa GIESBRECHT, Fauna und Flora des Golfes von Neapel, monogr. 19, pp. 246, 263, pl. 16, figs. 12, 26, 34, 47; pl. 37, figs. 31, 34, 35, 50, 1892.

Stations 3; 19; 22; 31; 41; 42; 48; 52; 2861; 3694; 3712; 3765; 3800; 3878; 3932; 4009; 4010; 4190; 4583; 4588; 4646; 4694; 4700; 4707; 4719; 4722; 4757; 4760; 4793; 4926; 4952; 5120; 5129; 5185; 5186; 5190; 5196; 5224; 5226–5229; 5231; 5233; 5240; 5246; 5263; 5320; 5396; 5397; 5422; 5451; 5578. Identified by Sars from 13 of these *Albatross* and from 30 Monaco stations but not found in the *Siboga* plankton and only twice in the *Carnegie* plankton.

EUCHAETA WOLFENDENI A. Scott

PLATE 8, FIGURES 74–78

Euchaeta wolfendeni A. SCOTT, Copepoda of the *Siboga* Expedition, monogr. 29a, pt. 1, p. 68, pl. 17, figs. 1–12, 1909.

Stations 4592; 5120. Identified by Sars from the first of these stations and labeled by him "*E. wolfendeni* A. Scott." Figures 74–76 are reproduced from Sars' pencil drawings and show conclusively that *wolfendeni* cannot be a synonym of *pubera* as claimed by Sars in his Monaco report. He himself drew these figures and those shown for the *pubera* female (figs. 328, 329), and they are certainly not of the same species. The *pubera* urosome lacks the scalloped border on the right margin of the genital segment, while the *wolfendeni* urosome lacks the lamina with a hooked point on the ventral protuberance, and the latter is little more than half as large as the former. But these figures of Sars do agree with those given by Scott in the *Siboga* report for his new species *wolfendeni*. We are forced to conclude, therefore, that we are dealing with two valid species and that neither of them is a synonym of the other. [This was also concluded by Sewell (1929, p. 154), who found it well distributed in Indian waters.—W. L. S.]

Genus *EUCHIRELLA* Giesbrecht, 1888*EUCHIRELLA BELLA* Giesbrecht

PLATE 8, FIGURE 84; PLATE 9, FIGURE 92-94, PLATE 19, FIGURES 247-248, 261-265

Euchirella bella GIESBRECHT, Atti Accad. Lincei, Rome, ser. 4, vol. 4, sem. 2, p. 336, 1888; Fauna und Flora des Golfes von Neapel, monogr. 19, pp. 233, 244, pl. 15, fig. 26, 1892.

Euchirella amoena GIESBRECHT, Atti Accad. Lincei, Rome, ser. 4, vol. 4, sem. 2, p. 336, 1888.

Euchirella amöna GIESBRECHT, Fauna und Flora des Golfes von Neapel, monogr. 19, pp. 233, 244, pl. 15, fig. 20, 1892.—ROSE, Rés. camp. sci. Albert de Monaco, No. 78, pp. 21-23, pl. 1, fig. 3, 1920.

Stations 15; 4638; 4665; 4667; 4700; 4710; 4715; 4716; 5102. In 1888 Giesbrecht established two new species of this genus—*bella*, based upon a single female from the eastern Pacific south of the Equator, and *amoena*, based upon a single male from the eastern Pacific north of the Equator. In his Naples monograph he gave a very brief (five lines) description of *bella* and a still briefer (two lines) one of *amoena*, each with a single figure. Since the original discovery, *amoena* has been reported three times. It was merely named by Scott in the *Siboga* plankton and by Esterly from off southern California, but was given a detailed description by Rose in the Monaco plankton with 15 figures. Except for Sewell's record from the Indian Ocean (1929, p. 109) the original specimen of *bella* has remained the only one recorded up to the present time. But the discovery of 5 *amoena* males and 20 *bella* females in the surface tow at station 4700 suggested that they were male and female of the same species, as can be seen from the complete description of an *Albatross* female given below for comparison with Rose's excellent description and figures of the male. There is no doubt that they are the male and female of the same species. The name *bella* takes precedence over *amoena*.

Female.—Metasome elliptical, twice as long as wide; forehead slightly pointed; rostrum short and conical; posterior corners smoothly rounded. Urosome one-fourth as long and wide as the metasome; genital segment asymmetrical, protruding to the left and making the segment wider than long. The three abdominal segments are about the same length and width and combined are as long as the genital segment but narrower. Caudal rami as wide as long, widely separated at the corners of the anal segment and divergent.

The first antennae are slender and reach the tips of the caudal rami; they have long filiform setae on several of the segments but lack the aesthetascs so numerous in the male. The exopod of the second antenna is not quite three times as long as the endopod; the terminal segment of the latter has six and five setae as stated by Giesbrecht.

The second basipod segment carries at its base on the inside a small process tipped with two stout setae. The chewing blade of the mandible has a short truncate tooth at the outer corner and an acuminate spine at the inner corner and between them two irregular rows of teeth, some acute, and some truncate. The mandibular palp is biramose, the rami 2-segmented, the proximal segments unarmed, the distal exopod segment with six setae, the endopod segment with eight setae. The maxilliped is 7-segmented, the first segment with four setae on the ventral surface, the second segment with three setae at the center of the posterior margin, the five distal segments each with two long, curved setae.

The first legs are small, the exopod 2-segmented, the endopod 1-segmented; the two basipod segments are rectangular, and each has a tuft of hairs on its inner margin. The basal exopod segment has two spines on its outer margin and a seta at its inner distal corner; the end segment has a spine at the distal corner and four inner setae. The endopod has five setae and does not reach the distal end of the first exopod segment. The first basipod of the second leg has a bunch of hairs and a plumose seta on its inner margin; the second basipod is unarmed. The endopod is 1-segmented with six setae, one outer, two terminal, and three inner, and reaches beyond the center of the second exopod segment. The exopod is 3-segmented; the basal segment has an outer spine and an inner seta, the second segment has two outer spines and an inner seta, the third segment has two outer spines, two at the distal corner, one terminal and four inner setae. The third and fourth legs have 3-segmented rami; the two proximal exopod segments each carry two spines at the outer distal corner and an inner seta; the end segments each have two outer spines, two at the distal corner, a stout serrated terminal spine and four inner setae. The endopods just reach the distal end of the second exopod segment; the first segment has two outer spines and an inner seta; the second segment has one outer spine and a fringe of hairs and an inner seta; the third segment has five setae. It is the second basipod of the fourth legs that carries the distinctive armature in the females of this genus since they lack fifth legs. In the present species most of the females carry on the inner margin of this basipod segment a large plumose seta and a row of four spines fused at their bases (fig. 94), but rarely three spines and a seta (fig. 248). The above description is based on a female specimen from station 5102.

EUCHIRELLA BITUMIDA With

PLATE 23, FIGURES 332-335

Euchirella bitumida WITH, Danish Ingolf-Expedition, vol. 3, pt. 4, p. 131, fig. 34, pl. 5, figs. 9 a-g; pl. 8, figs. 4 a-e, 1915.

Stations 3712; 4680; 4757; 4758; 5120; 5185; 5227; 5232; 5233; 5246; 5263; 5287; 5296. Established by With upon female and young male specimens from the North Atlantic and reported by Sars from 28 Monaco stations all in the Atlantic and all the specimens females. It is not included in any of the other plankton lists. The *Albatross* secured the first adult males to be obtained. This is also the first record from the Pacific.

Female.—Metasome elongate elliptical, two and a half times as long as wide, and only slightly narrowed at either end. Head with a prominent crest in the form of a helmet at the top of the forehead in side view; posterior corners of the last segment rounded. Urosome less than a fourth as long as the metasome; genital segment asymmetrical, swollen on the right side. First antennae reaching the center of the genital segment. Proximal segment of the fourth basipod with a plumose seta and a single spine on the inner margin near the distal end. Total length 6.10 to 6.70 mm.

Male.—Metasome considerably narrower than in the female; head with a prominent frontal crest but not galeate as in the female; fifth segment with rounded posterior corners. Urosome one-fifth as wide and two-fifths as long as the metasome and 5-segmented, the anal segment very short. Caudal rami longer than wide, the setae nearly as long as the entire abdomen.

First antennae reaching the middle of the genital segment, the basal segments stout, the remainder quite slender, neither antenna geniculate. The exopod of the second antenna about one-third longer than the endopod; the mouth parts and first four pairs of legs like those of the female. In the fourth legs the first segment of the basipod has a plumose seta on the inner margin; the second basipod is unarmed. The first segment of the exopod has a tripartite spine at its outer distal corner and the first segment of the endopod has two short spines on the outer margin. The fifth legs are shown in figure 334. The two basipods of the right leg are considerably thickened and elongated, and the second one is invaginate at the distal end for the reception of the exopod. The latter is 2-segmented; the first segment is widened at its base where it is inserted in the basipod and has two knobs on its inner margin. The end segment is curved a little and its inner surface is cut transversely into a series of flattened ridges (fig. 335). The endopod is more strongly curved and also has two knobs on its inner surface, a larger one near the base and a smaller one near the tip. The left leg is uniramous, 4-segmented, and tipped with a small curved spine. Total length 5.9 to 6.10 mm. Metasome 4.25 mm. long.

Allotype male.—U.S.N.M. No. 74117; station 5227, latitude 12°53'45" N., longitude 121°52'30" E., east of Mindoro, Philippine Islands.

Remarks.—This new male bears most resemblance to that of *mes-sinensis* but is a half larger and has a much more pronounced frontal crest. It also closely resembles Esterly's (1911, p. 321) species *propria*, but the latter has no frontal crest and its metasome is proportionally much longer.

EUCHIRELLA BREVIS Sars

Euchirella brevis Sars, Bull. Mus. Océanogr. Monaco, No. 26, p. 12, 1905a; Rés. camp. sci. Albert de Monaco, No. 69, p. 71, pl. 21, figs. 1-7, 1925.

Stations 5; 15; 16; 19; 27; 39; 76; 3799; 4685; 4699; 4700; 4707; 4721; 4722; 4732; 4734; 4750; 4757; 4793; 4926; 5129; 5185; 5224; 5227; 5229; 5231; 5233; 5246; 5422. Established by Sars on female specimens only; no male has yet been obtained. Reported in the *Carnegie* plankton list.

EUCHIRELLA CURTICAUDA Giesbrecht

PLATE 23, FIGURE 336

Euchirella curticauda GIESBRECHT, Atti Accad. Lincei, Rome, ser. 4, vol. 4, sem. 2, p. 336, 1888; Fauna und Flora des Golfes von Neapel, monogr. 19, pp. 233, 244, pl. 15, figs. 3, 13, 25; pl. 36, figs. 19, 20, 1892.

Stations 2; 44; 3712; 3799; 3800; 3829; 4683; 4685; 4687; 4693; 4721; 4730; 4742; 4926; 5120; 5129; 5185; 5227; 5231; 5233; 5246; 5263; 5287; 5553. This species was found in the *Siboga*, Monaco and *Carnegie* lists, but more abundantly in the Monaco plankton. It was founded upon females only, but Sars included both sexes in his Monaco report. Some of the *Albatross* males show a variation in the structure of the fifth legs and this has been represented in figure 336. The right endopod is relatively shorter and more pointed at its tip, while the teeth at the tip of the exopod are blunt instead of acuminate and longer than in the Sars' figure. The distal segment of the left leg is tipped with a fingerlike process instead of a plumose seta. In all other respects these males correspond with Sars' figures. The species can be distinguished by the fact that the crest on the head is more or less triangular in both sexes and the female has a row of 9 to 13 spines across the basipod of the fourth legs.

EUCHIRELLA GALEATA Giesbrecht

PLATE 8, FIGURES 85-88; PLATE 9, FIGURES 89-91; PLATE 23, FIGURE 337

Euchirella galeata GIESBRECHT, Atti Accad. Lincei, Rome, ser. 4, vol. 4, sem. 2, p. 336, 1888; Fauna und Flora des Golfes von Neapel, monogr. 19, pp. 233, 244, pl. 15, fig. 18; pl. 36, fig. 22, 26, 1892.

Stations 2; 27; 4611; 4637; 4638; 4650; 4652; 4661; 4663-4665; 4667; 4668; 4671; 4676; 4679; 4700; 4705; 4707; 4715; 4717; 4719; 4721; 4742; 4757; 4758; 5120; 5185; 5227; 5231; 5233; 5246; 5263; 5320. The female of this species was very briefly described and inadequately

figured by Giesbrecht in his Naples monograph and the male recorded as unknown. Since that time the description and figures of the female have not been improved and only two statements with regard to the male have appeared. Esterly (1905, p. 156) said "head as in the female," and that constituted his entire description. A. Scott recorded two young males in the *Siboga* plankton but gave no word of description. The pencil drawings of this species made by Sars included both sexes and were so good that they are here reproduced and a complete description is given.

Female.—Metasome stout and more or less cylindrical; head narrowed anteriorly with a median crest, which is raised into an anterodorsal cap or helmet, semicircular in outline when seen laterally. This is similar to the crest on the head of *bitumida* and *curticauda* but is relatively smaller. Head fused with the first segment, the resultant cephalothorax just exceeding the length of the rest of the metasome. The fifth segment is rounded or somewhat squarely truncated at the posterior corners and reentrant at the center dorsally. Urosome about one-fifth as long as the metasome and 4-segmented; the genital segment is wider than long, with an asymmetrical process on the left side. Each of the three abdominal segments is also wider than long and they increase in length backward. The caudal rami are attached to the posterior corners of the anal segment, far apart and divergent, each with four setae, the outer one on the outer margin near the base of the ramus. There are two ovisacs, each cylindrical and two-thirds as long as the entire body, the eggs moderately large and irregularly arranged, 30 to 35 in each ovisac.

The first antennae are slender and reach beyond the caudal rami; the exopod of the second antenna is nearly three times as long as the endopod and armed with very long setae (fig. 86). The chewing blade of the mandible has a long acuminate tooth at the inner corner, with four larger curved teeth and two smaller straight ones scattered along its edge. The exopod of the first leg is 2-segmented, the endopod 1-segmented; the exopod of the second leg is 3-segmented, the endopod 1-segmented; both rami of the third and fourth legs are 3-segmented. The first basipod of the fourth leg has a plumose seta on its inner margin and a single spine on its posterior surface. Total length 5.86 mm. Metasome 4.90 mm. long 1.75 mm. wide.

Male.—Metasome with the same general form as that of the female but a little smaller; head with the crest or helmet so reduced as to be easily overlooked; posterior corners of fifth segment evenly rounded. Urosome 5-segmented with the genital segment perfectly symmetrical and the abdominal segments longer than wide and diminishing in length backward. Caudal rami similar to those of the female but with longer setae.

The antennae, mouth parts, and first four pairs of legs are like those of the female, while the fifth legs resemble at first sight those of the *messinensis* male. Closer examination, however, reveals that the left leg is fully three-fourths as long as the right. It is 3-segmented and the terminal segment is armed with three small protuberances on its inner margin; the left endopod has entirely disappeared (cf. fig. 88). In the right leg the endopod is considerably inflated, the exopod is 2-segmented, and the endopod 1-segmented and considerably shorter. The proximal segment of the exopod has four processes on its inner margin while the distal segment is fringed on its inner margin with short hairs and is bluntly pointed, with two knobs on the outer margin near the tip. The endopod reaches beyond the tip of the basal exopod segment and is curved, with two acute processes on its inner margin. Total length 5.33 mm. Metasome 4.38 mm. long.

Allotype male.—U.S.N.M. No. 70733; station 4664, latitude 11°30' S., longitude 87°19' W., off Peru.

Remarks.—About a dozen males only 4 mm. long were taken with the others. The fifth legs of one of them are shown in figure 88. This figure indicates that even if the left endopod has entirely disappeared in the adult male it was certainly present during development. On page 65 of his Monaco report Sars calls attention in giving the characteristics of the genus *Euchirella* to the very remarkable presence of paired egg strings in three species. He showed two of the species in *messinensis* (pl. 19) and *brevis* (pl. 21), and as he had already examined the *Albatross* plankton this must be the third species to which he referred.

EUCHIRELLA GRANDICORNIS [Sars MS.] Wilson, new species

PLATE 9, FIGURES 98-100; PLATE 10, FIGURES 101-106

Station 4681. A male and a female from this station were identified as a new species by Sars and given the above name.

Female.—Metasome subcylindrical, flattened a little on the ventral surface, three times as long as wide and narrowed at both ends. Head fused with the first segment ventrally but partially separated dorsally with a well-defined frontal crest. Fourth and fifth segments fused with the posterior corners projecting backward to the center of the genital segment. Urosome 4-segmented, less than a fourth as long as the metasome and about the same width throughout. Genital segment as wide as long, perfectly symmetrical, with straight parallel sides; abdomen 3-segmented, the segments nearly the same length, which is half the width. Caudal rami at the corners of the anal segment and divergent, each one-half longer than wide, with five short setae and a much longer inner seta.

First antennae 24-segmented, considerably thickened at the base and extending four segments beyond the tips of the caudal rami. The proximal half is quite regularly and densely setose, but on the distal half the setae are scattered irregularly. The endopod of the second antenna is five-sevenths as long as the exopod, and the latter is armed with very long setae densely plumose at their tips. The chewing blade of the mandible has very blunt teeth; the exopod of the palp is 4-segmented, with very long setae, the endopod 2-segmented with much shorter setae (fig. 99). The second maxilla has five digitiform lobes each with two setae, both lobes and setae very long (fig. 104). The maxilliped is 7-segmented, the proximal segment with three setae at the center of the outer margin and a curved spine at the outer distal corner. The second segment has three setae on the inner margin, and the five short terminal segments have a dense armature of very long setae. The exopods of all four pairs of legs are 3-segmented, the endopods have 1, 2, 3, and 3 segments, respectively. The basipod of the fourth leg has a row of nine very long acicular spines. The terminal spines on the second, third, and fourth exopods are very long and slender, pectinate on the outer and plumose on the inner side. Total length 7 mm. Metasome 5.55 mm. long; 1.90 mm. wide.

Male.—Metasome similar to that of the female but narrowed more anteriorly and with a more pronounced frontal crest. The head and first segment are completely fused, with no dorsal groove of separation; the posterior corners of the metasome are broadly rounded, and the posterior margin is very reentrant. The urosome is 5-segmented, the second segment the longest and the anal segment the shortest and all about the same width.

The first antennae are shorter than in the female and reach only to the abdomen, and neither of them is geniculate. The second antennae, mouth parts, and first four pairs of legs show no sexual differences. The two fifth legs are about the same length and each is biramose; the two basipods of the left leg are much the longer, while those of the right leg are more swollen. The left exopod is 2-segmented, the end segment a curved claw, the endopod is 1-segmented and rodlike and only three-fourths as long as the basal exopod segment. The exopod of the right leg is 3-segmented, the basal segment with three angular projections on its inner margin; the right endopod is 1-segmented and curled at its tip. Total length 7 mm. Metasome 5.45 mm. long, 2 mm. wide.

Types.—U.S.N.M. No. 67131; station 4681, latitude $18^{\circ}47'$ S., longitude $89^{\circ}26'$ W., Peru to Easter Island.

Remarks.—The distinguishing characters of this species are the low frontal crest, the length of the first antennae in the female, and the

structure of the fifth legs in the male. The exceptionally long setae on the terminal segments of the maxillipeds will also aid in identification.

EUCHIRELLA INTERMEDIA With

Euchirella intermedia WITH, Danish Ingolf-Expedition, vol. 3, pt. 4, p. 124, fig. 32 a-f; pl. 4, fig. 4 a-c; pl. 8, fig. 3, 1915.

Stations 3799; 3829; 3878; 4721; 4757; 4926; 5120; 5180; 5185; 5190; 5196; 5224; 5227; 5230; 5233; 5246; 5263; 5287; 5319; 5633. Identified by Sars from 35 Monaco stations and listed at two stations in the *Carnegie* plankton but not found in the other lists. This species was abundant at station 5319, but only one or two specimens were captured at any of the other stations.

EUCHIRELLA MAXIMA Wolfenden

PLATE 23, FIGURES 338-339

Euchirella maxima WOLFENDEN, Plankton studies, pt. 1, Copepoda, p. 18, pl. 6, figs. 9-11, 1905b.

Station 5233. A single male and four females of this species were found at this station. It appears in the *Siboga* and Monaco planktons but not in the others, and some of the *Siboga* specimens came from the Banda Sea not far from this Philippine station. The length of the Monaco male was not given, and the *Siboga* specimens were females, but With (1915, p. 127) recorded a length of 6.70 mm. for his Danish *Ingolf* male. This *Albatross* male was considerably larger and measured 7.60 mm., thus approaching the 8 mm. females mentioned by With.

EUCHIRELLA MESSINENSIS (Claus)

Undina messinensis CLAUS, Die freilebenden Copepoden, p. 187, pl. 31, figs. 8-18, 1863.

Stations 27; 3799; 3800; 4638; 4652; 4679; 4695; 4700; 4732; 4750; 4926; 5120; 5185; 5224; 5227; 5263; 5319; 5320; 5437. Established by Claus upon specimens from Messina and placed in Dana's genus *Undina*; transferred to the present genus by Giesbrecht (1892, p. 232). Identified by Sars from 7 of these *Albatross* stations and from 75 Monaco stations; found at 7 stations in the *Siboga* plankton in vertical tows from considerable depths and at 3 stations in the *Carnegie* plankton.

EUCHIRELLA PULCHRA (Lubbock)

Undina pulchra LUBBOCK, Trans. Ent. Soc. London, new ser., vol 4, p. 26, pl. 4, figs. 5-8; pl. 7, fig. 6, 1856.

Stations 4664; 4673; 4681; 4699; 4700; 4707; 4721; 4722; 4732; 4734; 4740; 4750; 5120; 5185; 5190; 5231. Identified by Sars from

the first 12 of these *Albatross* stations and from 3 Monaco stations; present in all the plankton lists except the Wilkes, but nowhere reported as abundant.

EUCHIRELLA ROSTRATA Claus)

Undina rostrata CLAUS, Die Copepoden-Fauna von Nizza, p. 11, pl. 1, fig. 2, 1866.

Stations 16; 27; 2195; 2219; 4705; 5287; 5437. Identified by Sars from 3 of these *Albatross* stations and from the 23 Monaco stations; found at five stations in the *Carnegie* plankton and listed in the *Challenger* plankton under the name of *Euchaeta hessei*.

EUCHIRELLA VENUSTA Giesbrecht

PLATE 9, FIGURES 95-97'

Euchirella venusta GIESBRECHT, Atti Accad. Lincei, Rome, ser. 4, vol. 4, sem. 2, p. 336, 1888; Fauna und Flora des Golfes von Neapel, monogr. 19, pp. 233, 244, pl. 15, fig. 19; pl. 36, fig. 21, 1892.

Stations 15; 26; 4587; 4594; 4598; 4605; 4638; 4655; 4657-4659; 4661; 4663; 4665; 4671; 4676; 4679; 4689; 4693; 4721; 4722; 4734; 4736. Identified by Sars from 20 of these *Albatross* stations and from 35 Monaco stations, the latter in his preliminary report (1905a, p. 4). In his final report (1925, p. 68), however, he transferred the Monaco specimens to With's species *intermedia*. In his examination of the *Albatross* plankton Sars drew the figures here reproduced and labeled them *venusta*, recognizing that they were different from *intermedia*. They do not correspond with the figures of *intermedia* presented in his Monaco report but do agree fully with Giesbrecht's figures of *venusta* in the Naples report. This is especially true of the basipod of the fourth leg, as can be seen by comparing figure 97' here shown with plate 15, figure 19, of the Naples report. These *Albatross* specimens show the same stout bipartite spine and scattered spinules. Incidentally, these figures of Sars are the first full-length "portraits" of this copepod. The genital segment of the female has a projection with a semicircular sinus at the left posterior corner as an aid to identification.

Genus FARRANIA Sars, 1920

FARRANIA FRIGIDUS (Wolfenden)

PLATE 21, FIGURE 29S

Drepanopsis frigidus WOLFENDEN, Deutsche Südpolar-Exped., 1901-1903, vol. 12, Zool., vol. 4, fasc. 4, p. 245, fig. 29 a-b, 1911.

Farrania oblonga SARS, Bull. Inst. Océanogr. Monaco, No. 377, p. 4, 1920; Rés. camp. sci. Albert de Monaco, No. 69, p. 36, pl. 13, figs. 1-14, 1925.

Station 5185. [A single female from this Philippine station had been identified by Dr. Wilson as *Drepanopsis frigidus*, a species established by Wolfenden upon specimens captured in the Antarctic Ocean and the Tropical Atlantic. Though not appearing in any of the plankton lists, it was reported from the Antarctic by Farran in the *Terra Nova* Expedition. In his manuscript discussion of this species Dr. Wilson remarked that Sars, in his Monaco report, had described and figured a unique female copepod from the Bay of Biscay under the name *Farrania oblonga*, new genus and species, which was a little larger than the dimensions given by Wolfenden but otherwise corresponded in every essential characteristic and that hence the two are probably synonymous. Neither Wolfenden nor Wilson was aware that *Drepanopsis* had been preoccupied by Warren (1896, p. 144), who gave this name to a genus of Lepidoptera in 1896. Dr. Wilson figured the fifth legs of the *Albatross* specimen, remarking that they "are identical with those shown by Wolfenden and Sars. The species is evidently a rare one and the male still remains unknown. The present specimen extends the distribution of the species into the Pacific Ocean."—W. L. S. The fact that *Farrania oblonga* and *Drepanopsis frigidus* were identical species had already been noticed by Sewell (1929, p. 96). Sewell was also unaware that the name *Drepanopsis* had been preoccupied.—M. S. W.]

Genus FARRANULA (Blake MS.) Wilson, 1932

Farran (1911, p. 283) created a new genus *Corycella* for the reception of several minute species of *Corycaeus*. But the name *Corycella* had been used for a genus of Protozoa by Leger in 1893. Dr. C. H. Blake substituted for it the name *Farranula* in some manuscript notes on the copepods and suggested its adoption. The new name was published in 1932 in U. S. Nat. Mus. Bull. 158, p. 594 (footnote) and is here adopted for the genus.

FARRANULA CARINATA (Giesbrecht)

Corycaeus carinatus GIESBRECHT, Atti Accad. Lincei, Rome, ser. 4, vol. 7, sem. 1, p. 481, 1891; Fauna und Flora des Golfes von Neapel, monogr. 19, pp. 661, 675, pl. 51, figs. 20, 26, 1892.

Stations 14; 39; 41; 42-44; 53; 55; 57-60; 62; 63; 64-67; 70; 71; 73; 79; 80; 82; 3797; 3829; 3834; 3901; 3932; 4009; 4037; 4190; 4952; 5120; 5133; 5175; 5208; 5209; 5233; 5234; 5246; 5262; 5296; 5301; 5320; 5338; 5340; 5348; 5382; 5386; 5387; 5399; 5434; 5437; 5651; 5653; Iloilo Straits, Philippine Islands. Found also at 1 Monaco, 1 *Siboga*, and 120 *Carnegie* stations, the last all at the surface or close to it.

FARRANULA CONCINNA (Dana)

Corycaeus concinnus DANA, Proc. Amer. Acad. Arts and Sci., vol. 2, p. 39, 1849; United States Exploring Expedition, 1838-42 (Wilkes), vol. 14, pt. 2, Crustacea, p. 1225, 1853; pl. 86, fig. 7 a-b, 1855.

Stations 3901; 4009; 4037; 5102; 5134; 5186; 5223; 5240; 5319; 5348; 5386; 5388; 5646; Niuafo Island. Originally established by Dana upon specimens obtained near the Taumotu Archipelago and transferred by Farran (1911, p. 283) to his new genus *Corycella*. Found in the *Siboga* and *Carnegie* planktons.

FARRANULA CURTA (Farran)

Corycella curta FARRAN, Proc. Zool. Soc. London, 1911, p. 286, pl. 10, figs. 7-11; pl. 11, figs. 1-6.

Stations 5301; 5320. Established by Farran upon specimens from Christmas Island in the Indian Ocean and placed in his genus *Corycella*. Found only in the *Carnegie* plankton.

FARRANULA GIBBULA (Giesbrecht)

Corycaeus gibbulus GIESBRECHT, Atti Accad. Lincei Rome, ser. 4, vol. 7, sem. 1, p. 481, 1891; Fauna und Flora des Golfes von Neapel, monogr. 19, pp. 661, 675, pl. 51, figs. 22, 23, 1892.

Stations 14; 15; 24; 30; 43-47; 49; 51-55; 57-66; 70; 71; 73; 80; 3799; 3829; 3867; 3901; 4009; 4037; 4952; 5133; 5175; 5176; 5185; 5186; 5196; 5223; 5226; 5228; 5246; 5262; 5263; 5299; 5301; 5320; 5338; 5340; 5348; 5349; 5382; 5386; 5387; 5399; 5415; 5422; 5430; 5437; 5507; 5530; 5646; 5647; 5651; Iloilo Straits, Philippine Islands; Sabtán Island, Philippine Islands; Fiji Islands; Niuafo Island. This species was found in the *Siboga* and *Carnegie* planktons but not in the others and was occasionally quite abundant.

FARRANULA GRACILIS (Dana)

Corycaeus gracilis DANA, United States Exploring Expedition, 1838-42 (Wilkes), vol. 14, pt. 2, Crustacea, p. 1207, 1853; pl. 85, fig. 1 a-d, 1855.

Stations 14; 30; 57-60; 62-68; 70; 71; 75; 80; 2806; 3789; 4756; 5203; 5301; Fiji Islands. This is another of Dana's new *Corycaeus* species that Farran (1929, p. 296) afterward transferred to his new genus *Corycella*. It was found in the Monaco and *Carnegie* planktons but not in any of the others and is usually found in limited numbers.

FARRANULA ROSTRATA (Claus)

Corycaeus rostratus CLAUS, Die freilebenden Copepoden, p. 157, pl. 28, fig. 5, 1863.

Stations 34; 39; 41; 43; 46-68; 70; 71; 73; 75; 76; 79; 80; 82; 3705; 3765; 3789; 3797; 3799; 3800; 3829; 3867; 3878; 3912; 3927; 3981;

4009; 4010; 4011; 4037; 4190; 4588; 4756; 5133; 5175; 5176; 5209; 5227; 5231; 5262; 5263; 5299; 5309; 5310; 5312; 5320; 5334; 5340; 5382; 5386; 5399; 5415; 5424; 5430; 5437; 5530; 5601; Galápagos Islands; Niuafo Island; Fiji Islands; Friendly [Tonga] Islands. Present also in the Monaco and *Carnegie* planktons but not found in the other lists and nowhere in any abundance.

Genus **GAETANUS** Giesbrecht, 1888

GAETANUS ANTARCTICUS Wolfenden

Gaetanus antarcticus WOLFENDEN, Plankton studies, pt. 1, Copepoda, p. 7, 1905b.

Station H.3798. Two specimens were identified by Sars from this station in the Marquesas Islands. It does not appear in any of the plankton lists here compared but was, however, reported by Brady (1918, p. 19) from the Antarctic Ocean and by Farran (1929, p. 223) from within the Antarctic Circle.

GAETANUS ARMIGER Giesbrecht

Gaetanus armiger GIESBRECHT, Atti Accad. Lincei, Rome, ser. 4, vol. 4, sem. 2, p. 235, 1888; Fauna und Flora des Golfes von Neapel, monogr. 19, pp. 219, 224, pl. 14, figs. 19, 22, 23, 26, 28, 29; pl. 36, figs. 2, 4, 5, 1892.

Stations 49; 222; 3799; 4644; 4663; 4719; 4722; 4740; 4758. Identified by Sars from 6 of these 9 *Albatross* stations and from 7 Monaco stations and found also in the *Siboga* and *Carnegie* planktons. It is a rare species, and the few specimens that have been found were rather widely scattered.

GAETANUS CURVISPINUS [Sars MS.] Wilson, new species

PLATE 10, FIGURES 103-113

Stations 4700; 4703; 4719; 4721; 4722; 4806; 5185; 5287. Sixteen specimens, including both sexes, were obtained at the first of the above stations. At the other stations the tows were vertical, beginning at 550-200 fathoms, and only one or two specimens were obtained at each.

Female.—Metasome but little narrowed anteriorly and almost squarely truncated posteriorly. Frontal spine small and curved downward close to the surface of the head; no trace of separation between the head and the first segment. Second, third, and fused fourth and fifth segments about the same length but diminishing slightly in width. Spines at the posterior corners of the metasome short, broad, and curved outward at right angles to the body axis, the tips turned dorsally. Urosome 4-segmented, a little more than a fourth as long as the metasome; genital segment longer than wide with nearly straight sides. Abdomen 3-segmented, segments about the same length and as wide as the genital segment. Caudal rami at the

corners of the anal segment, as wide as long and somewhat divergent, each with four stout setae of equal length.

First antennae reaching three segments beyond the tips of the caudal rami and sparsely setose. The exopod of the second antenna is considerably longer than the endopod and is armed with rather long setae. The exopod of the first leg is 2-segmented, of the other legs 3-segmented; the basipod of the fourth leg has a row of 11 or 12 acicular spines, very similar to the fourth leg of *armiger*. These spines are slightly curved, diminish in length from the outside inwardly, and are crowded closely together as seen in figure 110. Total length 4.75 mm. Metasome 3.70 mm. long.

Male.—Smaller than the female but showing the same proportions; the frontal horn is larger and stands out farther from the forehead (fig. 113). On the contrary, the spines at the posterior corners of the metasome are smaller and scarcely curved at all. The urosome is 5-segmented but no longer than the 4-segmented urosome of the female.

Neither of the first antennae is geniculate; the second pair, the mouth parts, and the first four pairs of legs are like those of the female, the exopod of the first leg 2-segmented. In young males the fifth legs have the form shown in figure 111, the rami of both legs 1-segmented with the exopods showing signs of segmentation. The fifth legs of the adult males are shown in figure 112, the right leg a little longer than the left. The second basipod of this leg is considerably swollen and the endopod is more than half as long as the proximal segment of the exopod, narrowed basally and enlarged distally into a bilobed knob. The basal segment of the exopod is one-half longer than the second segment and twice as wide, with a knob on the inner margin at the distal end. The second segment also has a rounded knob at its distal end armed with a small spine; the end segment is a curved and acute spine. The left endopod is short and rodlike; the exopod is 3-segmented, the segments diminishing distally, the end segment tipped with a slender spine. Total length 4.25 mm. Metasome 3.20 mm. long.

Types.—U.S.N.M. No. 70736; station 4700, latitude 20°29' S., longitude 103°26' W., Easter to Galápagos Islands.

Remarks.—This species resembles *robustus* but is little more than half as large, has a frontal spine, the first exopod is 2-segmented and the first antennae reach beyond the caudal rami. Unlike *kruppii*, the spines at the posterior corners of the metasome are turned outward and curved upward, and are considerably larger. The details of the fifth legs in the male also contribute to the specific distinction, especially the endopod of the right leg.

GAETANUS INERMIS Sars

Gaetanus inermis Sars, Bull. Mus. Océanogr. Monaco, No. 26, p. 12, 1905a; Rés. camp. sci. Albert de Monaco, No. 69, p. 64, pl. 19, figs. 3-5, 1925.

Station 4664. A single female was identified by Sars from this station off the Peruvian coast in a vertical tow from a depth of 300 fathoms. The original specimens came from the temperate Atlantic, and the only record since then is by Rose in the Monaco plankton from another station in the temperate Atlantic. Consequently, this *Albatross* female is the first specimen to be obtained from the Pacific.

GAETANUS KRUPPII Giesbrecht

Gaetanus kruppii GIESBRECHT, Mittheil. Zool. Stat. Neapel, vol. 16, p. 202, pl. 7, fig. 8; pl. 8, fig. 29, 1903.

Stations 2; 2195; 3799; 4637; 4642; 4650; 4663-4665; 4667; 4669; 4679; 4681; 4687; 4707; 4711; 4715-4717; 4719; 4722; 4793; 5120; 5185; 5287; H3789. Identified by Sars from 18 of these *Albatross* stations and from 68 Monaco stations and found also in the *Siboga* and *Carnegie* planktons. Sars (Monaco plankton) designated it as one of the most abundant bathypelagic copepods, and this statement receives negative confirmation from the small number of specimens in the *Albatross* plankton, which were mostly taken in surface tows.

GAETANUS LATIFRONS Sars

Gaetanus latifrons Sars, Bull. Mus. Océanogr. Monaco, No. 26, p. 11, 1905a; Rés. camp. sci. Albert de Monaco, No. 69, p. 57, pl. 17, figs. 7-9, 1925.

Stations 3799; 4663; 4683; 4685; 4707; 5120; 5185; 5227; 5287; 5437. This species was found at 1 *Siboga*, 1 *Carnegie*, and 52 Monaco stations and is more abundant in the deeper tows.

GAETANUS MICROCANTHUS [Sars MS.] Wilson, new species

PLATE 11, FIGURES 114-116; PLATE 19, FIGURE 246

Stations 4664; 4667; 4669; 4679; 4681; 4719; 4722. Fifteen specimens, including both sexes, were obtained from these stations off the Peruvian coast and between Easter Island and the Galápagos Islands.

Female.—Metasome short and thick-set, considerably narrowed at both ends; the forehead with a small and slender spine turned downward. The posterior corners of the last segment are broadly rounded, with a minute spine pointing backward. The urosome is less than a third as long as the metasome and is 4-segmented, the segments diminishing in length backward. The genital segment is as wide as long, the sides nearly parallel, the ventral surface with a subrectangular prominence. The three abdominal segments increase slightly in width distally, and the posterior margin of the anal segment is incised at

its center. The caudal rami are as wide as long, each with five setae, the inner one much shorter than the others, which are about equal.

The first antennae extend about three segments beyond the tips of the caudal rami and are sparsely setose. In the second antennae the exopod is a little longer than the endopod, and both are armed with very long setae. The mouth parts are similar to those of other species but more densely setose. The exopod of the first leg is 2-segmented, but the basal segment shows plainly that it is a fusion of two segments although it has but a single outer spine. The exopod of the second leg is 3-segmented, the endopod 2-segmented, and both rami of the third and fourth legs are 3-segmented. The basipod of the fourth leg carries a row of 15 aciculate spines on its posterior surface just inside the inner margin (fig. 246). These spines diminish in length from the inside outwardly in a manner similar to those of *curvispinus*. Total length 3.85 mm. Metasome 3.30 mm. long, 1.40 mm. wide.

Male.—The body of the male is considerably smaller than that of the female but has the same general proportions. The frontal horn is much reduced in size and cannot be seen at all in dorsal view, and the spines at the posterior corners of the metasome are practically invisible except under magnification, whence the specific name. The exopod of the first leg is 3-segmented, the two basal segments being completely separated, but the first segment still lacks an outer spine. In the fifth legs the second basipod and the two proximal segments of the right exopod are considerably swollen. The terminal exopod segment is as long as the two basal segments combined and is strongly curved near its base. The right endopod is very short and reaches only to the center of the basal exopod segment. The middle segment of the left exopod is longer than either of the others, which are about equal, the end segment being bilobed at its tip. The left endopod is three-fourths as long as the first segment of the exopod and is acuminate. Total length 3.25 mm.

Types.—U.S.N.M. No. 70402; station 4664, latitude 11°30' S., longitude 87°19' W., off Peru.

Remarks.—This species resembles *curvispinus* in some details but differs widely in such details as the frontal horn and the spines at the posterior corners of the metasome. The fifth legs of the two males also differ in practically every essential detail.

GAETANUS MILES Giesbrecht

Gaetanus miles GIESBRECHT, Atti Accad. Lincei, Rome, ser. 4, vol. 4, sem. 2, p. 335, 1888; Fauna und Flora des Golfes von Neapel, Monogr. 19, pp. 219, 224, pl. 14, figs. 21, 24, 25, 27, 30; pl. 36, figs. 1, 3, 1892.

Stations 2; 5-7; 15; 16; 18; 56; 4638; 4648; 4679; 4681; 4687; 4689; 4695; 4699; 4700; 4707; 4717; 4719; 4721-4723; 4730; 4734; 4740;

5120. This species was very widely distributed and was also found in the Monaco, *Siboga*, and *Carnegie* lists but nowhere abundant. The statement made by Rose in his report on the surface copepods of the Monaco plankton (p. 19), "Les espèces du genre *Gaetanus* vivent exclusivement en profondeur, et ne sont jamais capturées en surface, même la nuit," does not apply to this species. It is true of most of the species, but this one is sometimes captured at the surface even in the daytime.

GAETANUS MINOR Farran

Gaetanus minor FARRAN, Ann. Rep. Fisheries, Ireland, 1902-03, pt. 2, app. 2, p. 34, pl. 5, figs. 1-11, 1905.

Stations 3982; 4678; 4687; 4701; 4719; 4722; 4734; 4753; 5120; 5186; 5246; 5296; Marokau Island anchorage, Low Archipelago. Originally found in the Atlantic by Farran and reported in the Monaco plankton, this species appeared from the Pacific in the *Siboga* and *Carnegie* planktons.

GAETANUS PILEATUS Farran

Gaetanus pileatus FARRAN, Report on the sea and inland fisheries of Ireland for 1901, pt. 2, app. 7, p. 16, pl. 17, figs. 1-11, 1903.

Stations 3800; 4665; 4679; 4683; 4685; 4687; 4700; 4705; 4707; 4708; 4719; 4721; 4722; 4730; 4732; 4734; 4757; 5120; 5185; 5287. Identified by Sars at 15 of these *Albatross* and at 54 Monaco stations; present in the *Siboga* list as *G. caudani*.

GAETANUS RECTICORNIS Wolfenden

PLATE 23, FIGURES 340-341

Gaetanus recticornis WOLFENDEN, Deutsche Südpolar-Exped., 1901-03, vol. 12, Zool., vol. 4, fasc. 4, p. 228, fig. 16a-c; pl. 26, fig. 13, 1911.

Stations 76; 4646; 4655; 4664; 4665; 4676; 4679; 4681; 4717; 4719; 4722. Originally established by Wolfenden upon specimens from the southern Atlantic and not appearing in any of the plankton lists. Hence these *Albatross* specimens identified by Sars from all but one of these stations constitute the first record from the Pacific. The male still remains unknown.

Genus GAIDIUS Giesbrecht, 1895

GAIDIUS AFFINIS Sars

Gaidus affinis SARS, Bull. Mus. Océanogr. Monaco, No. 26, p. 9, 1905a; Rés. camp. sci. Albert de Monaco, No. 69, p. 47, pl. 14, figs. 9-13; pl. 15, figs. 14, 15, 1925.

Stations 4667; 4668; 4669; 4707; 4753; 4760; 5120; 5185; Gilbert Islands. Identified by Sars from the first three of these *Albatross* stations and from 10 Monaco stations and found in limited numbers in the *Carnegie* plankton.

GAIDIUS BREVICAUDATUS (Sars)

Chiridius brevicaudatus Sars, Bull. Inst. Océanogr. Monaco, No. 101, p. 7, 1907.
Gaidius brevicaudatus Sars, Rés. camp. sci. Albert de Monaco, No. 69, p. 48, pl. 15,
figs. 1-13, 1925.

Stations 4700; 4707. Six females from these two stations were identified by Sars as belonging to this species. They are the first to be reported since the species was originally established, and as all the previous specimens were from the Atlantic they are the first recorded from the Pacific.

GAIDIUS BREVISPINUS (Sars)

Chiridius brevispinus Sars, Norwegian North Polar Expedition, vol. 5, Crustacea, p. 68, pl. 19, 1900.

Gaidius brevispinus Sars, Rés. camp. sci. Albert de Monaco, No. 69, p. 48, 1925.

Stations 2195; 2859; 2861; 4638; 4711; 4715; 4721; 4758; 4760; 4793; 4806; 5175; 5176; 5224; 5227; 5230; 5233; 5309; 5312; 5340; 5382. Identified by Sars from 6 of these *Albatross* stations and from 2 Monaco stations and present in the *Carnegie* plankton. It has been reported incidentally by several authors, but this is the first record from the Pacific.

GAIDIUS MINUTUS Sars

Gaidius minutus Sars, Bull. Inst. Océanogr. Monaco, No. 101, p. 10, 1907; Rés. camp. sci. Albert de Monaco, No. 69, p. 49, pl. 14, figs. 14-18, 1925.

Station 4707. Sars identified as belonging to this species four females taken in a vertical tow from a depth of 300 fathoms at this station between Easter Island and the Galápagos. It was reported from the Indian Ocean by Sewell (1929, p. 100).

GAIDIUS PUNGENS Giesbrecht

Gaidius pungens GIESBRECHT, Bull. Mus. Comp. Zool., vol. 25, No. 12, p. 248, pl. 1, figs. 1-4, 1895.

Stations 2; 18; 474; 4574; 4691; 4740. Eight females were identified by Sars from all but one of these stations as belonging to the present species. The original specimens upon which Giesbrecht established the species came from the northern Pacific. Easterly (1905, p. 146) has reported it off the coast of southern California, but it occurs in none of the plankton lists.

GAIDIUS TENUISPINUS (Sars)

Chiridius tenuispinus Sars, Norwegian North Polar Expedition, vol. 5, Crustacea, p. 67, pl. 18, 1900.

Gaidius tenuispinus Sars, Rés. camp. sci. Albert de Monaco, No. 69, p. 46, 1925.

Stations 42; 48; 2195; 3799; 4926; 5030; 5227; 5231; 5246; 5320; Yes Bay, Alaska. Identified by Sars from five Monaco stations and pres-

ent also in the *Siboga* and *Carnegie* planktons, but nowhere in abundance.

Genus **GAUSSIA** Wolfenden, 1905

GAUSSIA PRINCEPS (T. Scott)

PLATE 11, FIGURES 117-119

Pleuromma princeps T. SCOTT, Trans. Linn. Soc. London, ser. 2, Zool., vol. 6, pt. 1, p. 42, pl. 3, figs. 8-20, 1894.

Stations 2; 4; 4539; 4542; 4679; 4687; 4707; 4717; 4758. Identified by Sars from 6 of these *Albatross* stations but not found in any of the plankton reports. This is a very large copepod and easily recognized by the peculiar asymmetry of the genital segment. Since figures of the two sexes have appeared together only once the excellent drawings made by Sars are here reproduced. The color of this copepod is very dark, almost black, with the ventral surface of the genital segment a reddish brown. [See remarks under *Metridia atra*.]

Genus **HALOPTILUS** Giesbrecht, 1893

HALOPTILUS ACUTIFRONS (Giesbrecht)

Hemicalanus acutifrons GIESBRECHT, Fauna und Flora des Golfes von Neapel, monogr. 19, pp. 384, 398, pl. 3, fig. 11; pl. 27, figs. 4, 12, 18, 26; pl. 42, figs. 12, 20, 1892.

Stations 3834; 4634; 5240. Identified by Sars from the second of these 3 *Albatross* and from 22 Monaco stations and found at 15 stations in the *Carnegie* plankton but not in the other lists.

HALOPTILUS ANGUSTICEPS Sars

Haloptilus angusticeps Sars, Bull. Inst. Océanogr. Monaco, No. 101, p. 20, 1907; Rés. camp. sci. Albert de Monaco, No. 69, p. 246, pl. 72, 1925.

Stations 5120; 5190; 5233; 5240. Established by Sars upon specimens from the temperate Atlantic and the Mediterranean and fully described and figured in the Monaco plankton. It was also reported from the Pacific in the *Carnegie* plankton.

HALOPTILUS BULLICEPS Farran

Haloptilus bulliceps FARRAN, Journ. Linn. Soc. London, Zool., vol. 36, No. 243, p. 286, pl. 9, figs. 15, 16; pl. 10, figs. 1-3, 1926.

Station 5246. [The discovery of a single female of this Biscayan species in the Philippines was recorded by Dr. Wilson in his list of identifications of the *Albatross* plankton but not referred to in his manuscript text of this report. It is of interest to note that Farran secured six specimens in the course of 5 to 21 tows made at 100 fathoms in the Bay of Biscay, and one specimen in one of six hauls made between 200 and 100 fathoms. The unique *Albatross* specimen

(U.S.N.M. No. 73928) was taken in a vertical haul from 100 fathoms to the surface.—W. L. S.]

HALOPTILUS CHIERCHIAE (Giesbrecht)

Hemicalanus chierchiae GIESBRECHT, Atti Accad. Lincei, Rome, ser. 4, vol. 5, sem. 1, p. 813, 1889; Fauna und Flora des Golfes von Neapel, monogr. 19, pp. 384, 398, pl. 27, figs. 16, 17, 25; pl. 42, figs. 2, 27, 28, 1892.

Stations 30; 4679; 4730. Identified by Sars from these 3 *Albatross* and from 8 Monaco stations but not present in the other lists.

HALOPTILUS FONS Farran

Haloptilus fons FARRAN, Fisheries Ireland, Sci. Invest. for 1906, pt. 2, p. 69, pl. 7, figs. 11–15, 1908.

Stations 4679; 4711; 5185. Farran's original specimens came from the northern Atlantic west of Ireland, and it was found at one Monaco station in the same region. The present therefore is the first record from the Pacific.

HALOPTILUS LONGICORNIS (Claus)

Hemicalanus longicornis CLAUS, Die freilebenden Copepoden, p. 179, pl. 29, fig. 1, 1863.

Stations 2; 4–7; 15; 18; 26; 3799; 4583; 4587; 4589; 4638; 4648; 4663; 4664; 4667; 4678; 4681; 4685; 4687; 4689; 4691; 4700; 4705; 4707; 4713; 4715; 4717; 4719; 4721; 4724; 4730; 4734; 4740; 4926; 5120; 5185; 5190; 5240; 5246; 5320; 5437; Fiji Islands; Marshall Islands. As will be inferred from the station list, this is the most widely distributed and abundant species of the genus and is found in all the plankton lists.

HALOPTILUS MUCRONATUS (Claus)

Hemicalanus mucronatus CLAUS, Die freilebenden Copepoden, p. 179, pl. 29, fig. 2, 1863.

Stations 27; 5134; 5319. This species appeared in the Monaco plankton, but in none of the other lists; the original specimens came from Messina and it has since been reported by Farran (1929, p. 268) from near New Zealand. The females found at the above *Albatross* stations carry the distribution far to the north of New Zealand into the tropical Pacific.

HALOPTILUS ORNATUS (Giesbrecht)

Hemicalanus ornatus GIESBRECHT, Fauna und Flora des Golfes von Neapel, monogr. 19, pp. 384, 399, pl. 27, figs. 1, 6, 7, 14, 15, 21, 24, 38; pl. 42, figs. 1, 9, 17, 19, 22, 24, 1892.

Stations 3799; 4605, 4634; 4637; 4638; 4655; 4659; 4663–4665; 4667; 4671; 4679; 4681; 4700; 4703; 4707; 4721; 4926; 5120; 5185;

5227; 5240; 5287; 5320; 5437; 5578. Identified by Sars at 17 of these *Albatross* and at 23 Monaco stations and found in the *Siboga* and *Carnegie* planktons, but everywhere in small numbers.

HALOPTILUS OXYCEPHALUS (Giesbrecht)

Hemicalanus oxycephalus GIESBRECHT, Atti Accad. Lincei, Rome, ser. 4, vol. 5, sem. 1, p. 813, 1889; Fauna und Flora des Golfes von Neapel, monogr. 19, pp. 384, 398, pl. 42, figs. 7, 16, 23, 1892.

Station 3799. This species was originally obtained by Giesbrecht from the tropical Pacific not far from this *Albatross* station. It appeared also in the Monaco and *Carnegie* planktons but has always been reported as rare. These *Albatross* specimens were darker in color and not so transparent as the other species of the genus.

HALOPTILUS SPINICEPS (Giesbrecht)

Hemicalanus spiniceps GIESBRECHT, Fauna und Flora des Golfes von Neapel, monogr. 19, pp. 384, 399, pl. 27, figs. 5, 20, 35, 40; pl. 42, figs. 3, 8, 10, 11, 21, 25, 1892.

Stations 6; 27; 3799; 3803; 4701; 4715; 4730; 5240; 5246; 5422; Fiji Islands. Identified by Sars at six of these *Albatross* and at two Monaco stations and present in the *Siboga* and *Carnegie* planktons. Originally established upon specimens from the western Mediterranean it has been reported from the temperate Atlantic and from the southern and tropical Pacific, but the number of specimens has always been limited.

HALOPTILUS TENUIS Farran

Haloptilus tenuis FARRAN, Fisheries Ireland, Sci. Invest., 1906, pt. 2, p. 68, pl. 7, figs. 16-22, 1908.

Station 3799. The original specimens were obtained from the northern Atlantic off the west coast of Ireland, and it was found at a single Monaco station in the same locality. These *Albatross* specimens came from the Hawaiian Islands and are the first record from the Pacific.

HALOPTILUS VALIDUS Sars

Haloptilus validus SARS, Bull. Inst. Océanogr. Monaco, No. 377, p. 11, 1920; Rés. camp. sci. Albert de Monaco, No. 69, p. 241, pl. 68, 1925.

Station 4700. Identified by Sars from this *Albatross* station near the Galápagos Islands and from two Monaco stations but not present in the other lists.

Genus HARPACTICUS Milne Edwards, 1840

HARPACTICUS CHELIFER (Müller)

Cyclops chelifer MÜLLER, Zoologiae Danicae prodromus, p. 200, 1776.

Beaver Harbor, Vancouver Island, British Columbia; Caldera Bay anchorage west coast of Mindanao, Philippine Islands. This

harpacticoid frequents the shallow waters along shore and is very widely distributed. It is a bottom form and would not be captured except at anchorages and in harbors and so does not appear in any of the plankton lists. Both of these *Albatross* localities are in the Pacific, one far to the north and the other in the Philippine Islands.

Genus **HEMIRHABDUS** Wolfenden, 1911

HEMIRHABDUS GRIMALDII (Richard)

Heterochaeta grimaldii RICHARD, Bull. Soc. Zool. France, vol. 18, p. 151, 1893.

Stations 4663; 4715; 4721; 4724; 5120; 5185. Five females and a male were identified by Sars from the first four, eastern Pacific, stations. It was present at 17 Monaco stations but not in the other planktons. It was first reported from the Pacific area by Sewell (1913, p. 354; 1932, p. 304).

HEMIRHABDUS LATUS (Sars)

Heterorhabdus latus SARS, Bull. Mus. Océanogr. Monaco, No. 40, p. 9, 1905b.

Hemirhabdus latus SARS, Rés. camp. sci. Albert de Monaco, No. 69, p. 232, pl. 64, 1925.

Stations 4719; 4722. Identified by Sars from these two *Albatross* stations between the Galápagos and Paumotu Islands and from four Monaco stations. [It is suggested by Sewell (1932, p. 306) that this species is a synonym of *H. truncatus* (A. Scott).]

Genus **HETERAMALLA** Sars, 1907

HETERAMALLA DUBIA (T. Scott)

Amallophora dubia T. SCOTT, Trans. Linn. Soc. London, ser. 2, Zool., vol. 6, pt. 1, p. 55, pl. 4, figs. 1-18, 1894.

Station 3799. Scott's original specimens came from the Gulf of Guinea and were placed in the genus *Amallophora*, but Sars created the new genus above for their reception and fully described them in the Monaco plankton. The species was also present in the *Siboga* plankton and has been reported from the Pacific in the *Carnegie* list.

Genus **HETEROPTILUS** Sars, 1920

HETEROPTILUS ACUTILOBUS (Sars)

Pontoptilus acutilobus SARS, Bull. Mus. Océanogr. Monaco, No. 40, p. 21, 1905b.

Heteroptilus acutilobus SARS, Rés. camp. sci. Albert de Monaco, No. 69, p. 326, pl. 117, 1925.

Station 4671. Identified by Sars from this single *Albatross* station off the coast of Peru and from 10 Monaco stations but not in the other planktons. In fact, this is the first record since the original discovery and hence of course the first from the Pacific Ocean.

HETEROPTILUS ATTENUATUS (Sars)

Pontoptilus attenuatus Sars, Bull. Mus. Océanogr. Monaco, No. 40, p. 20, 1905b.
Heteroptilus attenuatus Sars, Rés. camp. sci. Albert de Monaco, No. 69, p. 324,
 pl. 116, 1925.

Stations 4687; 4700; 4730. Identified by Sars from these *Albatross* stations and from 7 Monaco stations but not appearing in any of the plankton lists. In fact, this is the first record since the original discovery and also the first from the Pacific Ocean, since the original specimens came from the temperate Atlantic.

Genus HETERORHABDUS Giesbrecht, 1898**HETERORHABDUS ABYSSALIS (Giesbrecht)**

Heterochaeta abyssalis GIESBRECHT, Atti Accad. Lincei, Rome, ser. 4, vol. 5, sem. 1, p. 812, 1889; Fauna und Flora des Golfes von Neapel, monogr. 19, pp. 373, 383, pl. 19, fig. 4; pl. 20, figs. 29, 30, 1892.

Station 5120. Established by Giesbrecht and placed at first in the genus *Heterochaeta* but afterward (1898, p. 116) transferred to his new genus above. In this last publication the position of the Atlantic station at which his types were taken was erroneously given as "Atlant. Ocean (14° nördl. Br., 132° westl. L.) 4000 m. Tiefe." For 14° north of the Equator the parallel of 132° west longitude is located far out in the Pacific Ocean more than halfway from Mexico to the Hawaiian Islands. The "4000 mi. Tiefe" is the depth at which his tow started, and, since the net was not closed but open all the way up, the specimens could have entered it at any depth above that level. Rose in his paper on Monaco material gives two stations at which this species was found, adding (p. 35), "Cette form est exclusivement bathypélagique," yet at the first of the stations he mentioned the tow was a surface one. The *Carnegie* secured only three specimens in a vertical tow from 1,000 meters, while the single *Albatross* male from station 5120 was captured in a vertical tow from 350 fathoms to the surface.

HETERORHABDUS CLAUSII (Giesbrecht)**PLATE 11, FIGURE 120**

Heterochaeta clausii GIESBRECHT, Atti Accad. Lincei, Rome, ser. 4, vol. 5, sem. 1, p. 812, 1889; Fauna und Flora des Golfes von Neapel, monogr. 19, pp. 372, 382, pl. 20, figs. 2, 28, 37, 38, 1892.

Stations 3712; 5185; 5495. One male and three females were obtained at these three stations at depths in the case of the last two ranging from 600 and 550 fathoms to the surface, and at the surface in the case of the first-named station. Three specimens were taken in the *Siboga* plankton in deep vertical tows but none in the other

planktons. It has never been reported in any abundance and the fact that the few specimens obtained have generally been taken in deep vertical hauls would suggest that it usually stays some distance below the surface. The fifth leg of the female shown in figure 120 indicates the size of the long spine on the inner margin of the second exopod segment, one of the distinctive characters of this species.

HETERORHABDUS NORVEGICUS (Boeck)

Heterochaeta norvegica BOECK, Forh. Vid. Selsk., Christiania, vol. 14, p. 40, 1872.

Stations 2; 42; 470; 4687; 4701; 4705; 4707; 5185; 5233; 5234. Identified by Sars from 5 of these 10 *Albatross* stations and from 40 Monaco stations and present also in the *Carnegie* plankton. All but the first two of the *Albatross* stations are located in the tropical Pacific. The specific name suggests that this is a northern form and extends even into the Arctic Ocean. Station 2 is located in the North Atlantic between the southern United States and Bermuda, and station 42 is north of the Aleutian Islands.

HETERORHABDUS PAPILLIGER (Claus)

Heterochaeta papilligera CLAUS, Die freilebenden Copepoden, p. 182, pl. 32, figs. 10-13, 15, 1863.

Stations 1; 2; 18; 49; 52; 65; 75; 3799; 3878; 4634; 4652; 4700; 4715; 4719; 4721; 4722; 4725; 4730; 4753; 4759; 4760; 4785; 5120; 5129; 5185; 5227; 5231; 5233; 5263; 5320; 5422; 5437; 5489. Identified by Sars from 14 of these 32 *Albatross* stations and from 37 Monaco stations and found also in the *Siboga* and *Carnegie* planktons.

HETERORHABDUS ROBUSTUS Farran

Heterorhabdus robustus FARRAN, Fisheries Ireland, Sci. Invest. for 1906, pt. 2, p. 65, pl. 7, figs. 1-10, 1908.

Stations 4574; 4634; 5185; 5231. Identified by Sars from the second of these stations and from 7 Monaco stations but not present in the other planktons. Since all the previous specimens have been captured in the Atlantic and Antarctic Oceans, this is the first record from the Pacific.

HETERORHABDUS SPINIFRONS (Claus)

Heterochaeta spinifrons CLAUS, Die freilebenden Copepoden, p. 182, pl. 32, figs. 8, 9, 14, 16, 1863.

Stations 36; 65; 71; 80; 470; 4574; 4646; 4655; 4671; 4685; 4701; 4721; 4722; 4730; 5129; 5134; 5185; 5231; 5233; 5246; 5263; 5320; 5437; Fiji Islands. Identified by Sars from 7 of these *Albatross* stations and from 37 Monaco stations and found in the *Challenger*, *Siboga*, and *Carnegie* planktons.

Genus *HETEROSTYLITES* Sars, 1920*HETEROSTYLITES LONGICORNIS* (Giesbrecht)

Heterochaeta longicornis GIESBRECHT, Atti Accad. Lincei, Rome, ser. 4, vol. 5, sem. 1, p. 812, 1889; Fauna und Flora des Golfes von Neapel, monogr. 19, pp. 373, 383, pl. 20, figs. 14, 21, 25, 26; pl. 39, fig. 44, 1892.

Stations 7; 15; 16; 2236; 4580; 4583; 4638; 4646; 4652; 4659; 4663; 4667; 4673; 4700; 4707; 4715; 4719; 4722; 5120; 5129; 5185. Identified by Sars from 14 of these *Albatross* stations and from 13 Monaco stations; also present in the *Siboga* and *Carnegie* planktons. The *Siboga* specimens were all taken in deep vertical hauls starting from 750 to 1,500 meters below the surface, and the *Carnegie* specimens, except for one specimen taken in a 50-meter tow and another in a vertical haul from 1,000 meters, were all captured in 100-meter horizontal tows.

HETEROSTYLITES MAJOR (F. Dahl)

Heterochaeta major F. DAHL, Verh. deutsch. zool. Ges., München, vol. 4, p. 79, 1894b.

Station 5185. Two females were obtained at this station between Panay and Negros Islands in the Philippines. Sars found it at five stations in the Monaco plankton and gave a complete description of the female in his report. Farran (1929, p. 267) reported a male and a female from the Antarctic in a vertical haul from 1,750 meters. Although this was the first male to be found, he gave no description or figures but simply said that it showed the usual sexual differences from the female.

Genus *ISOCHAETA* Giesbrecht, 1889*ISOCHAETA OVALIS* Giesbrecht

Isochaeta ovalis GIESBRECHT, Atti Accad. Lincei, Rome, ser. 4, vol. 5, sem. 1, p. 812, 1889; Fauna und Flora des Golfes von Neapel, monogr. 19, p. 367, pl. 29, figs. 15-17; pl. 38, figs. 33, 34, 1892.

Station 4721. Identified by Sars from this station between the Galápagos and Paumotu Islands and not appearing in any of the plankton lists. Indeed, this is the first and only record since its original discovery in the tropical Pacific and it would seem to be a very rare species. The tow here was a vertical haul from 300 fathoms.

Genus *LABIDOCERA* Lubbock, 1853*LABIDOCERA ACUTA* (Dana)

PLATE 11, FIGURES 121, 122; PLATE 12, FIGURE 123

Pontella acuta DANA, Proc. Amer. Acad. Arts and Sci., vol. 2, p. 30, 1849.

Pontellina acuta DANA, United States Exploring Expedition, 1838-42 (Wilkes), vol. 14, pt. 2, Crustacea, p. 1150, 1853, pl. 80, fig. 12 a-c, 1855.

Stations 16; 27; 48; 3412; 3878; 3921; 4010; 4190; 4583; 4585; 4588; 4592; 4600; 4605; 4615; 4619; 4638; 4640; 4644; 4952; 5102; 5105; 5110; 5133; 5134; 5175; 5177; 5179; 5180; 5186; 5190; 5191; 5196; 5209; 5211; 5223-5225; 5226; 5228-5232; 5262; 5263; 5299; 5312; 5319; 5340; 5342; 5348; 5382; 5386; 5415; 5434; 5488; 5530; 5553; 5611; 5672; Iloilo Straits; Nasugbu Bay; Port Binangá, Luzon; and Caldera Bay anchorage, west coast of Mindanao, Philippine Islands. For some reason this species was not included in the Monaco plankton, although present in all the other. The numbers at some of the stations run into the hundreds.

LABIDOCERA ACUTIFRONS (Dana)

PLATE 11, FIGURES 124, 125

Pontella acutifrons DANA, Proc. Amer. Acad. Arts and Sci., vol. 2, p. 30, 1849.

Pontellina acutifrons DANA, United States Exploring Expedition, 1838-1842 (Wilkes), vol. 14, pt. 2, Crustacea, p. 1149, 1853; pl. 80, fig. 11 a-h, 1855.

Stations 3; 15; 16; 2195; 2806; 3694; 3791; 3799; 3822; 3829; 3867; 3878; 3901; 3927; 3932; 3980; 3981; 4009; 4010; 4011; 4037; 4190; 4580; 4590; 4615; 4619; 4640; 4644; 4652; 4659; 4661; 4663; 4664; 4667; 4669; 4671; 4673; 4714; 4952; 5105; 5155; 5186; 5262; 5338; 5340; 5358; 5460; 5489; 5530; 5601; Sabtán Island, Philippine Islands. Identified by Sars at 15 of these *Albatross* stations and at 2 Monaco stations; present in all the other planktons except the *Siboga*.

LABIDOCERA AGILIS (Dana)

PLATE 23, FIGURES 342, 343

Pontella agilis DANA, Proc. Amer. Acad. Arts and Sci., vol. 2, p. 30, 1849.

Pontellina agilis DANA, United States Exploring Expedition, 1838-42 (Wilkes), vol. 14, pt. 2, Crustacea, p. 1147, 1853; pl. 80, fig. 10 a-e, 1855.

Stations 3; 27. In the Wilkes plankton Dana established a new species that he named *Pontellina agilis*. The type specimens were captured in the tropical Atlantic north and south of the Equator. This species has not been reported by any subsequent observer but was transferred by Giesbrecht (1898, p. 138) to the present genus and considered of doubtful validity. Five females obtained in surface tow, three near the Virgin Islands in the Lesser Antilles, correspond so completely with Dana's description and figures as to leave no doubt of their identity.

Female.—Metasome elliptical, nearly three times as long as wide; head broadly rounded anteriorly and distinctly separated from the first segment, without lateral hooks. First thoracic segment much longer than the second, third and fourth about the same length, fifth very short. Spines at the posterior corners also short, triangular, acute, and removed inward a little from the corner.

Urosome, including the caudal rami, about a fourth as long as the metasome and 4-segmented, the genital segment the longest and the anal segment the shortest, all the same width. Caudal rami longer than the anal segment, twice as long as wide and slightly curved like parenthesis marks.

First antennae just reaching the spines at the corners of the metasome and quite slender; exopod of second antenna two-thirds as long as the endopod. The basal segment of the endopod is three times as long as the end segment and the latter has 11 setae. The first four pairs of legs have 3-segmented exopods and 2-segmented endopods. The fifth pair of legs is shown in figure 343, the left leg a little longer than the right. The left exopod is four times as long as the endopod, with two minute spines at the tip and another still smaller on the outer margin below the center. The right exopod is only three and a half times as long as the endopod but otherwise like the left. The endopods are equal in size, bluntly rounded at their tips, and entirely unarmed. Total length 3.15 mm., greatest width nearly 1 mm.

Neotype female.—U.S.N.M. No. 74118.

Remarks.—These copepods are the same size as Dana's specimens, both metasome and urosome are similarly divided, and the ventral eye beneath the rostrum is just as prominent and bright red. Dana adds, "Color blue, especially anteriorly, yellowish posterly," but of course the color has long since disappeared. Thus another of Dana's pioneer copepod species after an interval of about a hundred years has been rediscovered and validated.

LABIDOCERA ALBATROSSI, new species

PLATE 23, FIGURES 344, 345

Station 3878. Four females were found in a surface tow at this station south of Lanai, one of the Hawaiian Islands.

Female.—Metasome elliptical, two and a third times as long as wide, and narrowed a little at each end. Head separated from the first segment and without lateral hooks; dorsal eyes small and widely separated, ventral eye also small and inconspicuous. Fourth and fifth segments fused with rounded posterior corners, the triangular spines not at the corners but on the posterior margin and depressed beneath the dorsal surface. Urosome perfectly symmetrical, one-fourth as wide and, excluding the caudal rami, less than one-sixth as long as the metasome. It is 3-segmented, the segments diminishing in length backward, the first two the same width, the anal segment a trifle wider and obliquely truncated at the corners for the attachment of the caudal rami. The latter are widely separated and curved like parenthesis marks.

First antennae reaching the abdomen and rather slender; the exopod of the second antenna is a little shorter than the endopod. Fifth legs shown in figure 345, rather stout and asymmetrical, the left longer than the right. The left exopod is three and a half, the right exopod only three, times as long as the respective endopods, which are the same length. Each exopod is tipped with three spines, the middle one the longest, the outer one much larger than the inner. The endopods are fingerlike, unarmed, and bluntly rounded at their tips. Total length 3.50 mm. Metasome 2.80 mm. long, 1.10 mm. wide.

Types.—U.S.N.M. No. 74119; south of Lanai Island, Hawaiian Islands.

Remarks.—This species may be recognized by the stout aspect and perfect symmetry of the entire body, the lack of lateral hooks on the head, the depression of the spines at the posterior end of the metasome, and the shape and wide separation of the caudal rami. The two depressions on each lateral margin of the head are also characteristic.

LABIDOCERA DETRUNCATA (Dana)

PLATE 16, FIGURES 192, 193

Pontella detruncata DANA, Proc. Amer. Acad. Arts and Sci., vol. 2, p. 29, 1849.

Pontellina detruncata DANA, United States Exploring Expedition, 1838-1842 (Wilkes), vol. 14, pt. 2, Crustacea, p. 1143, 1853; pl. 80, fig. 7 a-i, 1855.

Stations 5; 9; 12; 14; 16; 18; 27; 30-32; 36; 3799; 3822; 3867; 3878; 3901; 3980; 4009; 4010; 4011; 4190; 4611; 4615; 4617; 4619; 4635; 4644; 4700; 4720-4723; 4725; 4728; 4731; 4735; 4738; 4740; 4741; 4743; 4952; 5155; 5211; 5262; 5299; 5319; 5530; Iloilo Straits, and Sabtán Island, Philippine Islands. This is the most widely distributed species of the genus in the *Albatross* plankton and was equally abundant in the *Carnegie* plankton. Brady reported it as moderately abundant in the *Challenger* plankton, but in the *Siboga* plankton Scott said it appeared to be rare, and it was not present at all in the Monaco plankton. On the other hand, it sometimes occurs by the hundreds in a surface tow where all the conditions are favorable. Hence, although widely distributed, it must be regarded as erratic in its dispersion and quite susceptible to unfavorable influences.

LABIDOCERA EUCHAETA Giesbrecht

PLATE 25, FIGURES 364, 364'

Labidocera euchaeta GIESBRECHT, Atti Accad. Lincei, Rome, ser. 4, vol. 5, sem. 2, p. 27, 1889; Fauna und Flora des Golfes von Neapel, monogr. 19, pp. 446, 459, pl. 23, fig. 31; pl. 41, figs. 7, 36, 1892.

Stations 16; 31; 3901; 4037; 5175; 5180; 5415. Established by Giesbrecht upon female specimens from Formosa Strait; it does not appear

in any of the plankton lists. However, Dr. R. B. S. Sewell (1912, pp. 339-344) found development stages of both sexes in the Bay of Bengal, which he described and figured. The right fifth leg of an *Albatross* male is shown in figure 364. This corresponds well with the one shown on Sewell's plate 18, figure 8, "Stage 1." [Dimorph. 1], later called "forma major" (Sewell 1932, p. 361). The fifth legs of the females are also like the figure given by Giesbrecht of his type female.

LABIDOCERA INSOLITA, new species

PLATE 24, FIGURES 346-350

Caldera Bay anchorage, west coast of Mindanao, Philippine Islands. One hundred specimens of a new *Labidocera* species, including both sexes, were taken at this anchorage in a net set in the tide current at the gangway of the steamer and a large catch was made.

Female.—Metasome elliptical, nearly three times as long as wide, considerably narrowed anteriorly but not so much posteriorly. Head separated from the first segment, without lateral hooks and more than half the length of the metasome. Fifth segment very short and rounded at the posterior corners, with small acute spines, both segment and spines perfectly symmetrical. Urosome also perfectly symmetrical and 3-segmented. Genital segment as long as the abdomen and caudal rami combined, its sides a little convex. First abdominal segment twice as long as the anal segment, the latter incised at the center of its posterior margin. Caudal rami nearly as long as the entire abdomen and curved like parenthesis marks.

First antennae reaching the posterior end of the genital segment; exopod of second antenna a little shorter than the endopod, with six setae. The bilobed tip of the endopod is armed with 12 setae, 6 on each of the lobes. The fifth legs are long, slender, and curved; the exopod is twice as long as the endopod and also twice the length of the basipod segment to which it is attached. It is tipped with three spines, the middle one much longer than the other two, but has no spines on the outer margin. The endopod is simple and unarmed, but the tip is contracted into a slender, fingerlike process. The whole endopod is almost as long as the second basipod. Total length 2.54 to 3 mm. Greatest width 0.70 mm.

Male.—Metasome similar to that of the female but not narrowed so much anteriorly, making the head a little wider. Fifth segment with rounded corners and small acute spines like those of the female, the whole symmetrical. Urosome 5-segmented, segments diminishing considerably in length backward but only a trifle in width; like the female, it shows no asymmetry. Caudal rami as long as the last two abdominal

segments combined, nearly three times as long as wide, a little divergent and straight rather than curved.

First antennae reaching the caudal rami, the right one geniculate and forming a grasping organ similar to the one found in the males of *lubbockii* and *brunescens*. The terminal portion beyond the hinge is made up of four segments, the two proximal ones each about as long as the two terminal ones combined. The proximal one next to the hinge has a serrated ridge running along the lateral margin and extending beyond the distal end. The segment on the other side of the hinge has a spoon-shaped process with a serrated edge, which can be swung around parallel to the ridge on the terminal portion, the two forming a strong grasping organ.

The right fifth leg of the male is stoutly developed, the basal segment triangular, the second segment ellipsoidal, the chela with a strong hand, a curved spoon-shaped finger, and a short curved thumb. The left leg is as long as the right and biramose, the exopod 2-segmented, the end segment with scattered spines on its surface and a long, slender terminal process. The endopod is also 2-segmented, the basal segment as wide as the basal segment of the exopod but not so long. The end segment is a curved cone covered with coiled corrugations. Total length 2.30 to 2.45 mm.

Types.—U.S.N.M. No. 74120; Caldera Bay anchorage, west coast of Mindanao, Philippine Islands.

Remarks.—At first sight this species bears a close resemblance to Czerniavsky's *Labidocera brunescens*, but closer examination reveals many differences. It is one-half larger and has no asymmetry in the fifth segment and its posterior spines or in the urosome, and the details of the fifth legs of both sexes, especially those of the female, are quite different. The stout and well-developed endopod of the left fifth leg of the male is quite uncommon and suggests the specific name.

LABIDOCERA KRØYERI (Brady)

Pontella krøyeri BRADY, Voyage of H. M. S. *Challenger*, Zool., vol. 8, pt. 23, Copepoda, p. 93, pl. 39, figs. 1-19, 1883.

Stations 4588; 4611; 4952; 5128; 5133; 5134; 5228; 5342; 5553; Iloilo Straits, Philippine Islands. This species was more widely distributed than *detruncata* in the *Siboga* plankton, was reported in the *Challenger* plankton, but did not appear at all in the Monaco or Carnegie planktons.

LABIDOCERA LAEVIDENTATA (Brady)

PLATE 24, FIGURES 351-355

Pontella laevidentata Brady, Voyage of H. M. S. *Challenger*, Zool., vol. 8, pt. 23, Copepoda, p. 93, pl. 38, figs. 1-6, 1883.

Station 5102. Established by Brady in the *Challenger* plankton upon a single male specimen taken near Sibago Island in the Philippines and given a meager description. Both sexes were obtained in large numbers in the *Siboga* plankton south of Celebes Island and fully described by Scott. Two males and two females were obtained at this *Albatross* station southeast of Luzón Island. In these females the caudal rami are not asymmetrical as in the *Siboga* specimens, and the endopods of the fifth legs are relatively shorter.

LABIDOCERA LUBBOCKII Giesbrecht

Labidocera lubbockii GIESBRECHT, Atti Accad. Lincei, Rome, ser. 4, vol. 5, sem. 2, p. 26, 1889; Fauna und Flora des Golfes von Neapel, monogr. 19, pp. 446, 459, pl. 23, figs. 3, 32, 39; pl. 25, fig. 27; pl. 41, figs. 4, 32, 34, 1892.

Stations 4667; 4926; 5530; Sabtán Island Anchorage, Philippine Islands. Established by Giesbrecht upon specimens obtained at the mouth of the Guayaquil River, Ecuador, a little north of the first of the above *Albatross* stations. Identified by Sars in the *Albatross* plankton from the first of these stations; not found in any of the lists.

LABIDOCERA MINUTA Giesbrecht

PLATE 24, FIGURES 356-359

Labidocera minutum GIESBRECHT, Atti Accad. Lincei, Rome, ser. 4, vol. 5, sem. 2, p. 27, 1889; Fauna und Flora des Golfes von Neapel, monogr. 19, pp. 446, 459, pl. 23, figs. 16, 35, 36; pl. 25, fig. 32; pl. 41, figs. 8, 15, 16, 35, 1892.

Stations 27; 30; 31; 4037; 4952; 5129; 5133; 5175; 5185; 5186; 5208; 5223; 5225; 5228; 5231; 5262; 5267; 5299; 5301; 5319; 5340; 5386; 5422; 5489; 5553. Established by Giesbrecht upon specimens captured near Hong Kong and appearing only in the *Siboga* plankton. Since Giesbrecht's figures are the only ones thus far published, others are here added to show certain characteristics. In a dorsal view of the urosome the anal segment can be easily overlooked, but in a lateral or ventral view it always stands out clearly. In the lateral view (fig. 356) it appears wedge-shaped, the thick end of the wedge ventral, and all three urosome segments are seen to be protuberant ventrally. In the fifth legs of the male the chela of the right leg in these *Albatross* specimens showed two processes on the inner surface of the hand. Between the two processes at the tip of the left leg are two or three spines visible only when one is looking through the space between the processes.

LABIDOCERA NERII (Krøyer)

PLATE 16, FIGURE 194; PLATE 24, FIGURE 360

Pontia nerii KRØYER, Naturh. Tidsskr. Kjøbenhavn, ser. 2, vol. 2, p. 600, pl. 6, figs. 12-16, 1849.

Stations 13; 15. Identified by Sars from station 13, off the coast of southern Argentina, and station 15, off northern Chile. Found in the Monaco and *Carnegie* plankton lists. In the fifth legs of the female the exopod is six times as long as the endopod and is tipped with three acute spines. The chela of the right fifth leg of the male has two long processes at the proximal corner and the finger closes down between them.

LABIDOCERA ORSINII Giesbrecht

PLATE 24, FIGURES 361-362

Labidocera orsinii GIESBRECHT, Atti Accad. Lincei, Rome, ser. 4, vol. 5, sem. 2, p. 27, 1889; Fauna und Flora des Golfes von Neapel, monogr. 19, pp. 446, 460, pl. 25, fig. 35; pl. 41, figs. 17, 33, 1892.

Station 5225; Sabtán Island Anchorage, Philippine Islands. Originally established by Giesbrecht upon female specimens from the Red Sea, it does not appear in any of the plankton lists. All the specimens obtained at these two *Albatross* localities were also females; the male still remains unknown. In the fifth legs the distinctive characters are the bluntly rounded endopods notched at their tips and the small knobs at the distal corners of the second basipods outside of the exopods. In the lateral view of the urosome the first and second segments of the abdomen are about equal in length, while the anal segment is longer than the other two combined, but only half as high dorsoventrally.

LABIDOCERA PAVO Giesbrecht

PLATE 25, FIGURE 363

Labidocera pavo GIESBRECHT, Atti Accad. Lincei, Rome, ser. 4, vol. 5, sem. 2, p. 27, 1889; Fauna und Flora des Golfes von Neapel, monogr. 19, pp. 446, 460, pl. 25, fig. 34; pl. 41, figs. 18, 38, 1892.

Stations 5105; 5225; Port Binanga, Luzón, Philippine Islands. Established by Giesbrecht upon female specimens from the Red Sea, it does not appear in any of the plankton lists. It was reported from 14 Ceylon stations by Thompson and Scott (1903, p. 251), and adults and immature stages were described and figured by Sewell (1932, p. 365). The species may be recognized at once by the dorsal aspect of the urosome as shown in figure 363. The genital segment has a lateral outgrowth on the right side and a ventrolateral process showing on the left side. The abdomen is 1-segmented, and the caudal rami are kidney-shaped and attached diagonally to the sides of the abdomen.

The six setae on each ramus all curve inward and form a prominent heart-shaped terminus to the urosome.

LABIDOCERA TENUICAUDA, new species

PLATE 25, FIGURES 365-369

Station 5415; Iloilo Straits, Philippine Islands. Six specimens, including both sexes, were found in the plankton at these two localities in the Philippines.

Female.—Metasome narrowed anteriorly and widened posteriorly; head almost squarely truncated in front with a slight protuberance over the base of the rostrum and without lateral hooks. Fourth and fifth segments separated with small spines on the posterior margins of the latter. Urosome symmetrical, less than a fifth as long and about a sixth as wide as the metasome and made up of three segments. Genital segment as long as the two abdominal segments combined, the latter equal in length but the anal segment widened. Caudal rami twice as long as wide, the inner margins nearly straight, the outer margins strongly convex.

First antennae slender, reaching the posterior end of the metasome; second antennae with the exopod considerably shorter than the endopod. Fifth exopods two and a half times as long as the endopods, each with three outer spines, one at the tip and a minute one on the inner margin at the base of the terminal spine; endopods with simple, pointed, unarmed spines.

Male.—Metasome elongate-elliptical, narrowed at both ends. The posterior corners of the fifth segment are produced into slender spines, which are curved inward and reach the center of the second urosome segment. Urosome, excluding the caudal rami, one-fifth as long as the metasome and 4-segmented, the segments all about the same length and width. Caudal rami longer than the last two abdominal segments combined, six times as long as wide and parallel.

Grasping (right) antenna, shown in figure 367, with a terminal portion made up of four segments, the segment next to the hinge as long as the other three combined and toothed along its inner margin. The segment on the other side of the hinge carries a long inner curved process, toothed on its inner margin. In the fifth legs the hand of the chela on the right leg is stout and has a small thumblike process at its proximal corner. The movable finger is hollowed on its inner side with two spines at the basal end of the hollow; it reaches beyond the base of the hand where it is curved inward and tipped with two curved setae. The second basipod of the left leg has the rudiment of an endopod at its inner distal corner. The two segments of the exopod are set with hairs on their inner surfaces and the end segment is tipped with spines. Total length 1.95 mm. Metasome 1.50 mm. long; 0.65 mm. wide.

Types.—U.S.N.M. No. 74121; station 5415, latitude $10^{\circ}07'50''$ N., longitude $123^{\circ}57'$ E., between Cebu and Bohol, Philippine Islands.

Remarks.—The principal characters of this species are the squat appearance of the metasome and the symmetry of the urosome in the female, the curved spines at the posterior corners of the fifth segment, and the elongated caudal rami in the male.

LABIDOCERA WOLLASTONI (Lubbock)

Pontella wollastoni LUBBOCK, Ann. Mag. Nat. Hist., ser. 2, vol. 20, p. 406, pl. 11, figs. 9–11, 18, 1857.

Stations 31; 3878; 4010; 4700. Identified by Sars from the first and last of these *Albatross* stations and from a single Monaco station, and present in the *Carnegie* list. The *Albatross* specimens were taken in surface tows around the Galápagos and Hawaiian Islands and in a vertical tow from 300 fathoms to the surface at station 4700. They constitute the first record from the Pacific Ocean.

Genus LEPEOPHTHEIRUS Nordmann, 1832

LEPEOPHTHEIRUS PARVIVENTRIS Wilson

Lepeophtheirus parviventris WILSON, Proc. U. S. Nat. Mus., vol. 28, p. 635, pl. 23, figs. 275–284, 1905.

Station 3226. A single female was captured at this station in Bering Sea while swimming freely at the surface. It is a parasitic form infesting the Pacific cod and halibut.

Genus LOPHOTHRIX Giesbrecht, 1895

LOPHOTHRIX FRONTALIS Giesbrecht

Lophothrix frontalis GIESBRECHT, Bull. Mus. Comp. Zool., vol. 25, No. 12, p. 254, pl. 2, figs. 1–5, 9–12, 1895.

Stations 1; 9; 18; 26; 27; 2859; 4574; 4664; 4665; 4667; 4681; 4687; 4700; 4703; 4705; 4715–4717; 4721; 4722; 4740; 5120; 5185; 5287; 5451; Fiji Islands. Identified by Sars from 19 of these *Albatross* stations and from 40 Monaco stations; present also in the *Siboga* and *Carnegie* planktons.

LOPHOTHRIX HUMILIFRONS Sars

PLATE 25, FIGURES 370–373

Lophothrix humilifrons SARS, Bull. Mus. Océanogr. Monaco, No. 26, p. 22, 1905a; Rés. camp. sci. Albert de Monaco, No. 69, p. 166, pl. 46, figs. 15–22, 1925.

Station 5451. Five males were obtained at this station off the east coast of Luzón in the Philippines. They are different from any males already described in the genus and are referred to the above species whose males have hitherto remained unknown.

Female (Sars' description).—Metasome oblong, about equally narrowed at each end. Head fused with the first segment and obtusely rounded in front with no trace of a crest. Fifth segment entirely fused with the fourth, the posterior corners narrowly rounded in lateral view. Urosome about a fourth as long and wide as the metasome and 4-segmented; genital segment as wide as long and longer than the first two abdominal segments combined; caudal rami as wide as long and well separated. First antennae reaching the anal segment; second antennae and mouth parts like those of *frontalis*. Fifth legs also similar, but the first two segments are fringed with hairs and the end segment is shorter.

Male.—Metasome elongate-elliptical, nearly three times as long as wide and narrowed but little at the ends. Head fused with the first segment, the two more than half the entire length; frontal margin broadly rounded with no trace of a crest. Fourth and fifth segments completely fused, the posterior corners narrowly rounded in side view. Urosome one-third as long and one-fourth as wide as the metasome and 5-segmented, the basal and anal segments quite short, the three middle segments much longer and of equal length. Caudal rami sub-circular in dorsal view and well separated.

First antennae reaching the caudal rami; exopod of the second antennae considerably longer than the endopod. Mouth parts and first four pairs of legs like those of the female; fifth legs somewhat resembling those of *frontalis* but differing in details. The endopod of the right leg is wider at the base and more acuminate at the tip and reaches the center of the second segment of the exopod. The first and second segments of the exopod are enlarged a little at their distal ends and the third segment is curved and laminate. In the left leg the basipods are elongated, the endopod is rudimentary and 1-segmented while the exopod is 2-segmented and hooked at its tip. Total length 5.75 to 6 mm.

Allotype male.—U.S.N.M. No. 74122; station 5451, latitude 13°22'22" N., longitude 124°00'48" E., off Bataan, Philippine Islands.

Remarks.—Although there were no females with these males, the latter possess so many of the characteristics of the *humilifrons* females as to leave no doubt that they are the other sex of the species. A single specimen was reported in the *Carnegie* plankton.

LOPHOTHRIX LATIPES (T. Scott)

PLATE 25, FIGURES 374-376

Scolecithrix latipes T. Scott, Trans. Linn. Soc. London, ser. 2, Zool., vol. 6, pt. 1, p. 52, pl. 3, figs. 21-23, pl. 5, figs. 40-43, 1894.

Station 5120. Originally established and briefly described by T.

Scott as a new species of *Scolecithrix* from the Gulf of Guinea, this species was fully described and figured by Sars in the Monaco plankton, but it does not appear in the other plankton lists. Both sexes were found at the above *Albatross* station and are the first record from the Pacific Ocean. All previous specimens have been females, and the male is here described for the first time.

Female.—As described by Sars. Scott stated that the inner terminal spine of the fifth leg "is longer than the others and is finely serrate on the outer margin." Sars made no statement with reference to this spine, but his figure does not show any serration. These *Albatross* specimens showed no serration, but rather a fringe of short plumes.

Male.—Body short and thick-set and quite differently proportioned from that of the female. Metasome elongate-oval but comprising only 62 percent of the entire length, while in the female it is 83 percent. The posterior corners are smoothly rounded and slightly overlap the genital segment. The forehead also is evenly rounded with no trace of a crest, and neither of the first antennae is geniculate. The urosome is only a fourth as wide as the metasome but is considerably more than half as long and 4-segmented. The genital segment is not quite so long as the first two abdominal segments combined but is a little wider. The anal segment is so short as to be easily overlooked and appears to be telescoped into the end of the segment in front of it.

The antennae, mouth parts, and first four pairs of legs are like those of the female; the fifth legs are of the same general pattern as those of *frontalis* but differ in detail. The proximal segment of the right exopod is much widened where it joins the basipod and carries a rounded knob at its distal end on the inner margin. The right endopod is distinctly segmented, the two segments about equal in length. The left endopod is longer than the exopod, each being 3-segmented, and the terminal endopod segment is short and shaped much like the blossom of a calla lily. Total length 3 mm. Metasome 1.85 mm. long.

Allotype male.—U.S.N.M. No. 74123; station 5120, latitude 13°45'30" N., long. 120°30'15" E., west of Lubang, Philippine Islands.

Remarks.—The discovery of the male furnishes convincing evidence that Sars was right in transferring the species from the genus *Scolecithrix*, where it was placed by Scott, to the present genus. The fifth legs of the female described by Wolfenden (1911, p. 253) as a new species, *Scolecithrix acutus*, correspond so closely to these of *latipes* that the male must be found before the validity of his species can be admitted.

LOPHOTHRIX SARSI, new species

PLATE 12, FIGURES 126-136

Station 4687. Four females from this station were identified by Sars as a new species. He drew figures of all the appendages but suggested no name for the new species. Accordingly, the species is named for Sars and his figures are reproduced as a basis for description.

Female.—Metasome elongate-elliptical, nearly three times as long as wide and narrowed but little at each end. Forehead angular in dorsal view, with a sharp apex tipped with a thin median crest projecting dorsally and anteriorly. The anterior surface of the head is prolonged ventrally into a wide and flattened rostrum inclined backward between the bases of the first antennae. This rostrum has convex sides and is narrowed distally with a reentrant tip holding two small juxtaposed spines (fig. 128). The fourth and fifth segments are separated, and the posterior corners of the latter are carried back beyond the center of the genital segment. The urosome is 4-segmented and less than one-sixth as long as the metasome; the genital segment is as wide as long and somewhat flask-shaped, the ventral surface scarcely protuberant. The three abdominal segments are about the same width and length, a little narrower than the genital segment and more than twice as wide as long. The caudal rami are wider than long, and each is armed with four setae as long as the whole urosome.

The first antennae reach the caudal rami and are rather sparsely armed with short setae. The two proximal segments of the exopod of the second antennae are considerably thickened, and the end segment is longer than the second segment. The chewing blade of the mandible has five inner teeth acutely pointed and three outer teeth much larger and bidentate at their tips, and a curved seta at the inner angle. The second maxilla has four inner lobes, the proximal one with four setae, the others with three each, and the terminal segments carry the characteristic cauliflower appendages. The maxilliped is 7-segmented, the segments armed with the following number of setae beginning at the base 6:5:3:3:2:2:3.

In the first leg the endopod just reaches the distal end of the second exopod segment. In the second and third legs there are no spines on the ventral surface of the exopod, and those on the endopod are arranged as in figures 134 and 135. The fifth legs are 3-segmented, and the end segment carries four setae, one, the longest, at the inner distal corner, two terminal, and one at the center of the outer margin, all four nearly parallel. Total length 3.75 mm. Metasome 3.33 mm. long, 1.15 mm. wide.

Type.—U.S.N.M. No. 70737; station 4687, latitude 22°50' S., longitude 97°30' W., Peru to Easter Island.

Remarks.—The first distinguishing character of this representative of the genus is its small size; the only species that approaches it in this respect is *L. latipes*, all the others being much larger. Another character is the jointing of the setae on the swimming legs shown in figures 134 and 135. Again the spines on the end segment of the fifth legs are approximately parallel whereas in the other species they radiate in different directions.

Genus LUBBOCKIA Claus, 1863

LUBBOCKIA ACULEATA Giesbrecht

Lubbockia aculeata GIESBRECHT, Atti Accad. Lincei, Rome, ser. 4, vol. 7, sem. 1, p. 477, 1891; Fauna und Flora des Golfes von Neapel, monogr. 19, pp. 606, 611, pl. 48, figs. 3, 9, 11, 13, 16 20, 1892.

Stations 2; 41; 44; 47; 70; 3834; 5185. Established by Giesbrecht upon specimens from the Pacific far west of the Galápagos Islands and found at 5 *Siboga* and 18 *Carnegie* stations.

LUBBOCKIA BREVIS Farran

Lubbockia brevis FARRAN, Fisheries Ireland, Sci. Invest. for 1906, pt. 2, p. 96, pl. 11, figs. 1-9, 1908.

Station 5437 or 5530. [In the original list of species identified, by stations, this species was recorded as occurring at station 5437, but the only specimens, two females (U.S.N.M. No. 73970), received from Dr. Wilson, are labeled by him as from station 5530. It cannot now be determined whether the species occurred at both these Philippine stations or whether one of the two may be in error. The species has been entered with a question mark under each of these two stations in the lists of species by stations.—W. L. S.]

LUBBOCKIA SQUILLIMANA Claus

Lubbockia squillimana CLAUS, Die freilebenden Copepoden, p. 164, pl. 25, figs. 1-5, 1863.

Stations 65; 3834; 5185; 5320; 5422; 5437; 5530; Sabtán Island, Philippine Islands; Fiji Islands; Niuafo Island. The original specimens upon which this species was established came from Messina, but it is present in all the subsequent plankton lists and appears to be very widely distributed although nowhere at all abundant.

Genus LUCICUTIA Giesbrecht, 1898

LUCICUTIA ATLANTICA Wolfenden

Lucicutia atlantica WOLFENDEN, Journ. Mar. Biol. Assoc., new ser., vol. 7, No. 1, p. 121, 1904.

Stations 4574; 4638; 4687; 5320; 5437. Identified by Sars from the first 3 of these *Albatross* stations and from 17 Monaco stations but not present in the other planktons.

LUCICUTIA CLAUSII (Giesbrecht)

Leuckartia clausii GIESBRECHT, Atti Accad. Lincei, Rome, ser. 4, vol. 5, sem. 1, p. 812, 1889; Fauna und Flora des Golfes von Neapel, monogr. 19, pp. 359, 367, pl. 19, figs. 5, 6, 12-14, 24, 26, 27; pl. 38, fig. 37, 1892.

Stations 3799; 5320. Identified by Sars from a single Monaco station and found also in the *Siboga* and *Carnegie* planktons.

LUCICUTIA CURTA Farran

Lucicutia curta FARRAN, Ann. Rept. Fisheries Ireland, 1902-03, pt. 2, app. 2, p. 44, pl. 12, figs. 1-7, 1905.

Stations 2195; 3799; 4634; 5102; 5120; 5129; 5185; 5208; 5319. Farran's original specimens came from the northern Atlantic west of Ireland, but he afterward (1929, p. 264) reported it from the Antarctic south of the Pacific. Most of these *Albatross* specimens are from the northern Pacific around the Hawaiian and Philippine Islands. Reported only in the *Carnegie* plankton.

LUCICUTIA FLAVICORNIS (Claus)

Leuckartia flavicornis CLAUS, Die freilebenden Copepoden, p. 183, pl. 32, figs. 1-7, 1863.

Stations 1; 2; 3; 5; 9; 11; 14; 24; 32; 36; 44; 52; 55; 57; 59-61; 63-65; 67; 71; 78; 173; 222; 3799; 3834; 3901; 3932; 4634; 4637; 4638; 4657; 4664; 4679; 4681; 4700; 4703; 4705-4707; 4711; 4717; 4722; 4740; 4753; 4926; 5120; 5129; 5185; 5190; 5228-5231; 5233; 5240; 5246; 5263; 5320; 5422; 5437; 5530; Fiji Islands. This is one of the most widely distributed species of the genus and is found in all the plankton lists except the Wilkes and *Challenger*.

LUCICUTIA GEMINA Farran

Lucicutia gemina FARRAN, Journ. Linn. Soc. London, Zool., vol. 36, No. 243, p. 275, pl. 9, figs. 4-8, 1926.

Stations 5120; 5233. Established by Farran upon specimens taken in the Bay of Biscay and later reported by the same author (1929, p. 263) off New Zealand. The species has not been reported in any of the plankton lists and is evidently limited in its distribution.

LUCICUTIA GRANDIS (Giesbrecht)

Leuckartia grandis GIESBRECHT, Bull. Mus. Comp. Zool., vol. 25, No. 12, p. 258 pl. 4, fig. 4, 1895.

Stations 1; 2195; 4648; 4650; 4652; 4655; 4661; 4663; 4664; 4665; 4667; 4676; 4679; 4687; 4707; 4715; 4717; 4719; 4721; 4722; 5185.

Identified by Sars from 19 of these *Albatross* and from 47 Monaco stations; present also in the *Carnegie* plankton.

LUCICUTIA LONGICORNIS (Giesbrecht)

Leuckartia longicornis GIESBRECHT, Atti Accad. Lincei, Rome, ser. 4, vol. 5, sem. 1, p. 813, 1889; Fauna und Flora des Golfes von Neapel, monogr. 19, pp. 359, 367, pl. 19, figs. 7, 30; pl. 38, fig. 39, 1892.

Stations 76; 3799; 4701; 4717; 5102; 5120; 5185; 5227; 5228; 5232; 5233; 5287; 5292; 5415. This species does not appear in any of the plankton lists except the *Carnegie* and has been reported otherwise but once since its original discovery.

LUCICUTIA LONGISERRATA (Giesbrecht)

Leuckartia longiserrata GIESBRECHT, Atti Accad. Lincei, Rome, ser. 4, vol. 5, sem. 1, p. 813, 1889; Fauna und Flora des Golfes von Neapel, monogr. 19, pp. 359, 367, pl. 19, figs. 1, 18, 25, 23; pl. 38, fig. 36, 1892.

Station 5319. Originally established by Giesbrecht upon specimens from the tropical Pacific north of the Marshall Islands, it appeared in the *Siboga* and Monaco planktons, in the latter of which it was fully described by Sars.

LUCICUTIA LUCIDA Farran

Lucicutia lucida FARRAN, Fisheries Ireland, Sci. Invest., for 1906, pt. 2, p. 62, pl. 3, fig. 22; pl. 6, figs. 16-20, 1908.

Stations 24; 4644; 5120; 5129; 5185; 5190; 5233; 5301; 5320. Established by Farran upon specimens from the northern Atlantic west of Ireland, it was found also in the Monaco plankton at a single station in the northern Mediterranean but did not appear elsewhere. This is the first record from the Pacific Ocean, where it appears to be more abundant.

LUCICUTIA MACROCERA Sars

Lucicutia macrocera SARS, Bull. Inst. Océanogr. Monaco, No. 377, p. 10, 1920; Rés. camp. sci. Albert de Monaco, No. 69, p. 213, pl. 57, figs. 12-15, 1925.

Stations 5120; 5185. Identified by Sars from a single Monaco station but not found in the other planktons. These are the first specimens taken since the original discovery and the first from the Pacific Ocean.

LUCICUTIA OVALIS Wolfenden

Lucicutia ovalis WOLFENDEN, Deutsche Südpolar-Exped., 1901-1903, vol. 12, Zool., vol. 4, fasc. 4, p. 319, figs. 61 a-c, pl. 35, fig. 6, 1911.

Stations 2195; 5120; 5129; 5186; 5223; 5437. Established by Wolfenden upon female specimens from the northern Atlantic and not appearing in any of the plankton lists. It was reported by Farran (1929, p. 263), however, from off New Zealand, where the male was also found, and by Sewell (1932, p. 290) from the Indian Ocean.

LUCICUTIA SIMULANS Sars

Lucicutia simulans Sars, Bull. Inst. Océanogr. Monaco, No. 377, p. 11, 1920; Rés. camp. sci. Albert de Monaco, No. 69, p. 216, pl. 58, figs. 9-13, 1925.

Station 5437. Established by Sars in the Monaco report upon specimens of both sexes from the western Mediterranean and not appearing in the other lists. Accordingly, this is the first record since the original discovery, as well as the first from the Pacific Ocean.

LUCICUTIA TENUICAUDA Sars

Lucicutia tenuicauda Sars, Bull. Inst. Océanogr. Monaco, No. 101, p. 18, 1907; Rés. camp. sci. Albert de Monaco, No. 69, p. 212, pl. 57, figs. 7-11, 1925.

Stations 1; 49; 3799; 3800; 3803; 3834; 4010; 4011; 5120; 5185; 5227; 5231; 5233; 5240; 5246; 5263; 5437; 5451. These *Albatross* stations constitute the first Pacific records for the species, which otherwise is known only from two Monaco stations in the temperate Atlantic, whence Sars obtained his original material.

Genus MACANDREWELLA A. Scott, 1909**MACANDREWELLA AGASSIZI, new species****PLATE 14, FIGURES 160-172**

Found off Funafuti, Ellice Islands, and identified by Sars as a new species of *Macandrewella* but not specifically named.

Female.—Metasome elliptical, narrowed at both ends; head with the frontal lens as usual; rostrum composed of a bifurcate base tipped with slender filaments. Head fused with the first segment, but the fourth and fifth segments completely separated, the posterior corners of the latter armed with a stout curved spine, which reaches back to the center of the genital segment.

Urosome one-fourth as long as the metasome and 4-segmented; genital segment somewhat asymmetrical, a little more protuberant on the left side and extending farther back on the right side. The dorsal surface is strongly elevated along the midline and near the posterior end is armed with a stout spine which extends back over the first abdominal segment at an angle of 45 degrees. This spine is conspicuous in both dorsal and lateral views and easily identifies the species. The three abdominal segments diminish in length distally, and the second is narrower than either of the others. The caudal rami are wider than long and divergent, each with four setae, the second inner one on the left ramus elongated.

The first antennae reach the posterior margin of the genital segment; the exopod of the second antenna is not quite twice as long as the endopod, the end segment one-half longer than the second segment. Chewing blade of the mandible narrow with three small inner teeth

and a larger outer one and a curved seta at the outer corner. Second maxilla rather stout, with the inner lobes well developed, each tipped with two long and one short setae, with an extra long one on the proximal lobe. The sensory organs on the two end segments are rather poorly developed. The basal segment of the maxilliped is but little stouter than the second segment, the fourth segment is as long as the three end segments combined, and the setae of the entire appendage are short and weak. Basal segment of first exopod without an inner seta; endopods of second, third, and fourth legs and exopods of the latter with scattered spines as shown in figures 166-168. Fifth legs present and 2-segmented, the proximal segment short, the distal segment tipped with a huge curved spine five times as long as the segment itself with a row of isolated teeth along its outer distal margin. Total length 3 mm. Metasome 1 mm. wide.

Male.—A little smaller than the female, the fourth and fifth segments similarly separated, but the latter without spines. Urosome 5-segmented, the genital segment entirely symmetrical, its dorsal surface not raised and without a spine. Antennae, mouth parts, and first four pairs of legs like those of the female, the fifth legs having the general form found in this genus but differing in detail. The second basipod of the right leg is swollen more than the first and the exopod is 3-segmented, the first segment with a knob at the inner distal corner. The second segment has a sickle-shaped process on its inner margin at the base and projects distally beyond the joint with the third segment. Consequently the third segment is apparently articulated to the inner margin of the second segment instead of to its end. This third segment is bent at right angles near its center and the terminal clawlike part is turned backward and overlaps the sickle process on the base of the second segment. The right endopod is 1-segmented, with a single knob near the center of the outer margin. The two left basipod segments are cylindrical and slender; the two combined reach the tip of the first exopod segment of the right leg. The left exopod is 3-segmented, the proximal segment with an angular process on its inner margin, the two distal segments somewhat widened. The end segment has a rounded process and a soft pointed filament on its inner surface; its rounded tip is covered with hairs. The left endopod is 1-segmented and nearly as long as the exopod, with two angular processes on its outer margin and three minute teeth at its tip. Total length 2.95 mm.

Types.—U.S.N.M. No. 70738; off Funafuti, Ellice Islands.

Remarks.—As characters favoring the placement of this new species in the present genus where Sars placed it, there are the presence of a frontal lens on the head, the absence of a frontal crest, the separation of the fourth and fifth segments, the structure of the rostrum, and

the general form of the fifth legs of the male. On the other hand, the fifth legs of the female are very similar to *Scottocalanus*.

MACANDREWELLA CHELIPES (Giesbrecht)

PLATE 13, FIGURES 137-147

Scolecithrix chelipes GIESBRECHT, Zool. Jahrb., Abt. Syst., vol. 9, p. 321, pl. 5, figs. 16-22, 1896.

Stations 4732; Fiji Islands; Ellice Islands. Established by Giesbrecht upon a single male taken in the Red Sea and placed in the genus *Scolecithrix*. Scott made a new genus *Macandrewella* in the *Siboga* plankton for the reception of a new species, *joanae*, of which he described both sexes. The male was so similar to the one portrayed by Giesbrecht that he transferred the latter to his new genus. Although the species has been reported since its original discovery, the female has never been mentioned. Sars, however, found both sexes in this *Albatross* plankton and made detailed drawings of the female appendages together with those of the male. They are here reproduced and made the basis of a full description.

Female.—Metasome elliptical, two and a half times as long as wide; head fused with the first segment, fourth and fifth segments completely separated, the latter produced backward and armed with a small curved spine which reaches the center of the genital segment. Rostrum a small flattened lamina bisected for half its length, the branches tipped with soft filaments as long as the lamina. Urosome 4-segmented, genital segment a trifle wider than long and with nearly straight sides; abdomen a little narrower, its three segments diminishing in length posteriorly. Caudal rami wider than long, each with four setae, the second inner one on each ramus lengthened.

First antennae slender and reaching the abdomen; exopod of the second antenna almost twice as long as the endopod, the end segment one-half longer than the second segment. Chewing blade of the mandible abruptly narrowed distally, with two squarely truncated teeth, palp with short rami. Second maxilla with five well-developed inner lobes and two kinds of sensory organs on the end segments. Basal segment of the maxilliped twice the width of the second segment, all the setae short and weak. Basal segment of the first exopod without an inner seta; second and third endopods and third exopod with small spines on their surfaces; fifth legs entirely lacking. Total length 3.50 mm. Metasome 3 mm. long, 1.30 mm. wide.

Male.—Smaller than the female but with the same general body form; the first antennae reach beyond the center of the abdomen; the exopod of the second antenna is only one-fourth longer than the endopod. The mouth parts and the first four pairs of legs are like those

of the female. The second basipod of the right fifth leg is swollen to about three times the diameter of the first basipod. The first exopod segment has an angular swelling on the outer margin at the center and a small knob at the inner distal corner. The second segment has a curved process at the base and a smaller straight process near the center of the inner margin. The third segment is sickle-shaped, with a knob on the convex margin, the point of the sickle overlapping the base of the second segment. The right endopod is slender and reaches the distal end of the second segment of the exopod. The two basipod segments of the left leg are about equal in length and quite slender, without knobs or swellings. The left exopod is 3-segmented, the two proximal segments equal in length, the end segment much shorter and claw-shaped. The left endopod is 1-segmented, nearly as long as the exopod, and dentate on its inner margin. Total length 3 mm.

Allotype female.—U.S.N.M. No. 67242; Fiji Islands.

Remarks.—In the preceding species the fifth legs of the female consisted of a short basal segment and a very long and stout spine. In the type species *joanae*, described by Scott in the Siboga plankton, the fifth leg of the female consisted of a short basal segment tipped with two still shorter spines. Here and in the following species the fifth legs are entirely lacking in the female. These differences coupled with those shown in the details of the structure of the fifth legs of the male afford a ready means of identifying the four species thus far known in the genus.

MACANDREWELLA SEWELLI Farran

PLATE 13, FIGURES 148-159

Macandrewella sewelli FARRAN, Great Barrier Reef Exped., 1928-29, Sci. Repts., Copepoda, vol. 5, No. 3, p. 106, fig. 17, 1936.

Stations 4734; 5553. Eight specimens, including both sexes, were obtained in a vertical tow from a depth of 300 fathoms at the first of these stations between the Galápagos and Paumotu Islands. Sars labeled this as a new species and made the detailed drawings of it which are here reproduced. But he had been anticipated by Farran (*op. cit.*) who had described a female from deep water outside the Great Barrier Reef of Australia, with which the *Albatross* specimens prove identical. Hence they must bear the name given by Farran. As Farran had only the one sex and gave neither description nor figures of any appendage, Sars' figures have been used to supplement those presented by Farran and to furnish a basis for the description of the male.

Female.—Metasome elliptical, a little more than twice as long as wide; head fused with the first segment and somewhat narrowed; fifth segment separated from the fourth and symmetrical. Urosome 4-seg-

mented, a little more than one-fifth as long as the metasome; genital segment asymmetrical, with a lobe at the right posterior corner overlapping the first abdominal segment. When seen in lateral view this lobe also projects dorsally and aids greatly in identification. The three abdominal segments diminish in both length and width backward; the caudal rami are wider than long and divergent.

The first antennae reach the posterior end of the genital segment; Farran makes this same statement in his text, but in his figure showing a lateral view of the female the antenna reaches the middle of the caudal ramus. The exopod of the second antenna is nearly twice as long as the endopod, and the end segment is one-half longer than the second segment. The chewing blade of the mandible is narrowed distally and is armed with a large 2-pointed tooth at the outer corner, four smaller acute teeth along the edge and a curved seta at the inner corner. The five inner lobes of the second maxilla differ somewhat in size and the two kinds of sensory organs on the end segments are large and well developed. The basal segment of the maxilliped is twice as wide but not so long as the second segment. Both rami of the second and third legs have spines on the surface, those on the exopods minute, those on the endopods larger but fewer in number. The fifth legs are entirely lacking as in the preceding species. Total length 3.50 to 3.70 mm. Metasome 3.30 mm. long, 1.33 mm. wide.

Male.—Usual form similar to that of the female, but the urosome is 5-segmented and the genital segment is symmetrical without any dorsal process. The antennae, mouth parts, and first four pairs of legs correspond to those of the female, and the fifth legs differ in detail from those of other species. The second basipod of the right leg is swollen to twice the diameter of the first basipod and is fully as wide as long. The first exopod segment extends considerably beyond the articulation with the second segment in the form of a curved finger like process (fig. 158). The outer side of the second segment is articulated with the inner side of the first segment at the base of the finger process. The proximal end of the second segment is enlarged into a trilobed knob, which extends behind the articulation. The end segment is bent at right angles near its center with a long process, toothed at its tip, on the outer angle of the bend. The right endopod extends beyond the second joint of the exopod, is curved and blunt at the tip and has a sharp process on the inner margin near the base and another toward the tip. The left endopod is shorter than the exopod, laminate and truncate at its tip, with a sharp spine at the center of the margin and a row of coarse teeth distal to the spine. The left exopod is also laminate, the second segment enlarged at its distal end with an outer setose process. Total length 3.25 mm.

Allotype male.—U.S.N.M. No. 70442; station 5553, latitude 5°51' N., longitude 120°46'30" E., off Jolo, Philippine Islands.

Remarks.—The protuberance on the dorsal surface of the genital segment in the female and the complicated structure of the male fifth legs are identifying characters.

Genus **MACROSETELLA** A. Scott, 1909

MACROSETELLA GRACILIS (Dana)

Setella gracilis DANA, Proc. Amer. Acad. Arts and Sci., vol. 1, p. 154, 1847; United States Exploring Expedition, 1838–1842 (Wilkes), vol. 14, pt. 2, Crustacea, p. 1198, 1853; pl. 84, fig. 3 a–g, 1855.

Stations 19–21; 33; 43; 64; 65; 71; 73; 3799; 3800; 3878; 3980; 4037; 4952; 5102; 5120; 5133; 5180; 5186; 5208; 5223; 5227; 5230; 5263; 5301; 5308; 5312; 5320; 5334; 5340; 5349; 5358; 5386; 5399; 5414; 5422; 5424; 5430; 5431; 5437; 5488; 5489; 5530; 5601; 5646; 5647; 5651; Sabtán Island, and Iloilo Straits, Philippine Islands; Fiji Islands; Niuafofú Island. This species occurs in all the plankton lists, is pelagic in its habits, and is widely distributed in the Tropics.

Genus **MECYNOCERA** I. C. Thompson, 1888

MECYNOCERA CLAUSI I. C. Thompson

Mecynocera clausi I. C. THOMPSON, Journ. Linn. Soc. London, vol. 20 (1890), p. 150, pl. 11, 1888.

Stations 2; 3; 7; 9; 11–14; 16; 19–21; 25–27; 29; 32; 33; 35; 36; 39; 41; 44; 52; 54; 62–65; 75; 76; 79; 3799; 3800; 4010; 4190; 4681; 4700; 4701; 4705; 4707; 4715; 5120; 5240; 5320; 5437; Fiji Islands. Identified by Sars from 25 of these *Albatross* stations with four figures and from 6 Monaco stations and present in the *Siboga* and *Carnegie* planktons. It is found in all the larger oceans.

Genus **MEGACALANUS** Wolfenden, 1904

MEGACALANUS LONGICORNIS (Sars)

Macrocalanus longicornis SARS, Bull. Mus. Océanogr. Monaco, No. 26, p. 7, 1905a. *Megacalanus longicornis* SARS, Rés. camp. sci. Albert de Monaco, No. 69, p. 11, pls. 1, 2, 1925.

Stations 65; 4652; 4655; 4661; 4663–4665; 4667; 4669; 4671–4673; 4675; 4676; 4679; 4681; 4683; 4700; 4707; 4711; 4715; 5120; 5185; 5287; 5320; 5495; 5553; H. 3789. Identified by Sars from 18 of these *Albatross* stations and 44 Monaco stations; found also in the *Siboga* and *Carnegie* planktons. It is widely distributed, especially in the Tropics.

MEGACALANUS PRINCEPS (Brady)

Calanus princeps BRADY, Voyage of H. M. S. *Challenger*, Zool., vol. 8, pt. 23, Copepoda, p. 36, pl. 4, figs. 3–7, 1883.

Stations 2859; 3799; 4684; 4687; 4759; 4760; 5185; 5437. Again identified by Sars at 4 of these *Albatross* stations and 4 Monaco stations, found also in the *Siboga* and *Carnegie* planktons.

Genus MESORHABDUS Sars, 1905

MESORHABDUS ANGUSTUS, Sars

Mesorhabdus angustus SARS, Bull. Inst. Océanogr. Monaco, No. 101, p. 19, 1907; Rés. camp. sci. Albert de Monaco, No. 69, p. 236, pl. 66, figs. 14–20, 1925.

Stations 4800; 5185. A single female was found at station 4800 in the Sea of Okhotsk. The species also appeared in the *Albatross* Philippine plankton collections at station 5185, between Panay and Negros. It was first reported from the Pacific area by Sewell (1932, p. 308). The male is still unknown.

Genus METRIDIA Boeck, 1865

METRIDIA ATRA Esterly

PLATE 25, FIGURES 377, 378

Metridia atra ESTERLY, Univ. California Publ. Zool., vol. 3, No. 5, p. 70, pl. 9, figs. 15, 16; pl. 11, figs. 39, 40; pl. 13, fig. 78; pl. 14, fig. 95, 1906.

Station 5287. Originally established by Esterly upon specimens of both sexes taken in plankton hauls off the coast of southern California and not found in any of the plankton lists. Esterly obtained three males and a female, but most of the characteristics he mentions are from the males. To supplement these a figure is here given of the fifth legs of the female (U. S. N. M. No. 74124), which are 4-segmented, with three setae on the end segment, the longest one without plumes. In the endopod of the second legs also the spinal armature of the basal segment is peculiar. Although these *Albatross* specimens have been in preservative for 30 years, they still show plainly the black pigment over the entire surface of the metasome which was cited by Esterly as a prominent specific character. [Sewell (1932, p. 270) has given a description of the development stages of *Gaussia princeps* which leads him to conclude that the form reported by other authors as *Metridia atra* is actually stage V of *G. princeps*. Figure 378 as here drawn by Dr. Wilson corresponds closely to figure 93e of Sewell. Dr. Wilson's statement above that the fifth legs of the female are 4-segmented should be construed as including what other authors consider as the basal segment. This is the system he used in referring to the segments of uniramous legs in the Woods Hole report.—M. S. W.]

METRIDIA BOECKII Giesbrecht

Metridia boeckii GIESBRECHT, Atti Accad. Lincei, Rome, ser. 4, vol. 5, sem. 2, p. 24, 1889; Fauna und Flora des Golfes von Neapel, monogr. 19, pp. 340, 346, pl. 32, fig. 8; pl. 33, figs. 8, 19, 31, 37, 1892.

Station 4673. Originally established by Giesbrecht upon female specimens from Porto Lagunas and reported by Esterly (1905, p. 178) from the coast of southern California. Identified by Sars from this station off the coast of Peru and from four Monaco stations; present in the *Siboga* plankton.

METRIDIA BREVICAUDA Giesbrecht

Metridia brevicauda GIESBRECHT, Atti Accad. Lincei, Rome, ser. 4, vol. 5, sem. 2, p. 24, 1889; Fauna und Flora des Golfes von Neapel, monogr. 19, pp. 340, 346, pl. 33, figs. 5, 10, 11, 14, 21, 26, 32, 1892.

Stations 35; 36; 2236; 4664; 4756. Giesbrecht's original specimens came from the tropical Pacific and were taken in vertical hauls 1,000 to 4,000 meters in depth. Those taken at six *Siboga* stations were also captured in vertical hauls from considerable depths, whereas the *Albatross* specimens from the first three stations resulted from surface tows; the other two tows were vertical ones from 300 and 75 fathoms, respectively. It was reported also in the *Carnegie* plankton.

METRIDIA CURTICAUDA Giesbrecht

Metridia curticauda GIESBRECHT, Atti Accad. Lincei, Rome, ser. 4, vol. 5, sem. 2, p. 24, 1889; Fauna und Flora des Golfes von Neapel, monogr. 19, pp. 340, 346, pl. 32, fig. 7; pl. 33, figs. 4, 15, 33, 1892.

Stations 4583; 4585; 4646; 4648; 4652; 4664; 4667; 4671; 4673; 4700; 4707; 4721; 4722; 4740; 5129. Identified by Sars from 11 of these tropical Pacific stations. In the *Carnegie* plankton it was found only in the Atlantic. It has also been reported from the Antarctic Ocean by Farran (1929, p. 259) in vertical hauls from considerable depths, and from the Indian Ocean by Sewell (1932, p. 248).

METRIDIA GERLACHEI Giesbrecht

Metridia gerlachei GIESBRECHT, Résultats voyage S. Y. *Belgica*, 1897-99, Rapports scientifiques, Expéd. Antarctique Belge, Zool., Copepoden, p. 27, pl. 5, 1902.

Stations 4; 6; 7; 11; 13; 14; 19; 21. Established by Giesbrecht upon specimens collected during the voyage of the *Belgica* to the Antarctic in 1897 to 1899, and fully described and figured. It does not appear in any of the plankton lists here considered, but has been reported elsewhere from the Antarctic by Brady (1918, p. 25), Wolfenden (1911, p. 286), and Farran (1929, p. 259).

METRIDIA LONGA (Lubbock)

Calanus longus LUBBOCK, Ann. Mag. Nat. Hist., ser. 2, vol. 14, p. 127, pl. 5, fig. 10, 1854.

Stations 1; 10; 31; 34; 41; 42; 48; 49; 50-52; 57; 59; 60; 2195; 2236; 2859; 2861; 3602; 3799; 4685; 4707; 4709; 4757; 4758; 4760;

4785; 4793; 4800; 4806; 5030; 5120; 5175; 5176; 5185; 5186; 5190; 5227; 5262; 5263; 5287; 5301; 5422; H. 2700; Charles Island, Galápagos. Identified by Sars at 7 of these *Albatross* and at 4 Monaco stations and present in the *Carnegie* but not in the *Siboga* planktons. The species has been considered a cold-water form. Sars (1925, p. 198) has reported it from the Arctic.

METRIDIA LUCENS Boeck

Metridia lucens BOECK, Forh. Vid. Selsk., Christiania, for 1864, p. 238, 1865.

Stations 7; 8; 11; 13; 14; 16; 22; 25; 26; 29; 41; 42; 66; 67; 70; 2236; 4759; 5030; 5196; Yes Bay, Alaska. Identified by Sars from 11 of these *Albatross* and from 8 Monaco stations and found in the *Carnegie* plankton. It is a more temperate form than the preceding species and is often captured in surface tows.

METRIDIA MACRURA Sars

Metridia macrura SARS, Bull. Mus. Océanogr. Monaco, No. 40, p. 7, 1905; Rés. camp. sci. Albert de Monaco, No. 69, p. 197, pl. 54, figs. 1-7, 1925.

[Station 5320. There is a single female from this station in the China Sea in the *Albatross collection* (U.S.N.M. No. 74391). The species was originally described from female specimens from the Atlantic; A. Scott also recorded a single female from the Pacific in the *Siboga* report. Sewell (1913, p. 354) found both sexes in the Indian Ocean and later (1932, p. 249) gave a detailed description.—M. S. W.]

METRIDIA PRINCEPS Giesbrecht

Metridia princeps GIESBRECHT, Atti Accad. Lincei, Rome, ser. 4, vol. 5, sem. 2, p. 24, 1889; Fauna und Flora des Golfes von Neapel, monogr. 19, pp. 340, 346, pl. 32, fig. 21; pl. 33, figs. 3, 18, 35, 40, 1892.

Stations 1; 2; 9; 18; 4637; 4638; 4663; 4665; 4667; 4668; 4679; 4681; 4683; 4685; 4687; 4700; 4701; 4703; 4705; 4707; 4717; 4719; 4722; 4740; 4747; 4759; 4800; 5120; 5185; 5227; 5228; 5287. Identified by Sars from 26 of these *Albatross* and from 56 Monaco stations and present also in the *Siboga* and *Carnegie* planktons. Although found more often in the warmer portions of the oceans, this species has been reported from the Antarctic (Wolfenden, 1911, p. 287; Farran, 1929, p. 258).

METRIDIA VENUSTA Giesbrecht

Metridia venusta GIESBRECHT, Atti Accad. Lincei, Rome, ser. 4, vol. 5, sem. 2, p. 24, 1889; Fauna und Flora des Golfes von Neapel, monogr. 19, pp. 340, 346, pl. 32, fig. 9; pl. 33, figs. 7, 17, 29, 1892.

Stations 4637; 4638; 4701; 5320; 5437. Identified by Sars from the first three of these five *Albatross* and from nine Monaco stations and present in the *Siboga* plankton.

Genus **MICROSETELLA** Brady and Robertson, 1873**MICROSETELLA NORVEGICA** (Boeck)

Setella norvegica BOECK, Forh. Vid. Selsk., Christiania, for 1864, p. 281, 1865.

Stations 3; 6; 7; 13-16; 19; 21-23; 25; 26; 33-35; 45; 49; 53; 63; 64; 67; 70; 5175; 5176; 5262; 5320; 5430; 5437; 5601. This minute species was found rather sparingly in both the Atlantic and Pacific Oceans and was usually taken in surface tows. It occurs in all the subsequent plankton lists except the Monaco.

MICROSETELLA ROSEA (Dana)

Canthocamptus roseus DANA, United States Exploring Expedition, 1838-1842 (Wilkes), vol. 14, pt. 2, Crustacea, p. 1189, 1853; pl. 83, fig. 10, 1855.

Stations 34; 36; 41; 42-45; 47; 52; 54; 55; 57; 62-68; 71; 73; 75-77; 79; 80; 82; 4588; 4644; 4663; 4806; 5186; 5234; 5320; 5338; 5340; 5348; 5386; 5399; 5430; 5437; 5601; 5647; 5651; 5657. This is twice the size of the preceding species, and even after long preservation usually retains a rosy tint on the head and anterior part of the body. This copepod is present in all the plankton lists except the *Challenger*; in the *Carnegie* plankton it was found at 70 percent of all the stations.

Genus **MIRACIA** Dana, 1846**MIRACIA EFFERATA** Dana

Miracia efferata DANA, Proc. Amer. Acad. Arts and Sci., vol. 2, p. 46, 1849; United States Exploring Expedition, 1838-1842 (Wilkes), vol. 14, pt. 2, Crustacea, p. 1260, 1853; pl. 88, fig. 11, 1855.

Stations 4037; 5246; 5334; 5386; 5437. This small copepod was found in very limited numbers in all the planktons except the *Siboga*. It appears most frequently in surface tows.

Genus **MONACILLA** Sars, 1905**MONACILLA SEMISPINA** (A. Scott)

PLATE 26, FIGURE 379

Monacilla dubia A. SCOTT, Copepoda of the *Siboga*-Expedition, monogr. 29a, pt. 1, p. 35, pl. 3, figs. 17-29, 1909.

Station 5246. A single male (U.S.N.M. No. 74125) was captured in a vertical haul from a depth of 100 fathoms at this station east of Mindanao. It corresponds exactly with Scott's description and figures of a single male from the Banda Sea, which he made a new species with the name *Monacilla dubia* on page 35 of the *Siboga* report. But on an earlier page, page 33, he described another new species, *Oxycalanus semispinus*, founded on females alone. However,

Farran's (1908, p. 25) genus *Oxycalanus* is a synonym of Sars' (1905a, p. 8) genus *Monacilla*. Making this correction in the *Siboga* report we find that Scott's two new species are brought together in the same genus, *semispina*, based on females only, and *dubia*, based on a single male. Furthermore, as two of the *Albatross* females came out of the same deep haul as the single male, the conclusion that they are the male and female of the same species, as suggested by Sars in the Monaco plankton, is inevitable.

MONACILLA TYPICA Sars

PLATE 26, FIGURE 380

Monacilla typica Sars, Bull. Mus. Océanogr. Monaco, No. 26, p. 9, 1905a; Rés. camp. sci. Albert de Monaco, No. 69, p. 38, pl. 11, figs. 1-15; pl. 12, figs. 1-10, 1925.

Stations 5120; 5246; 5437. Named and diagnosed by Sars in 1905, both sexes were fully described and figured in the Monaco plankton, but it does not appear in the other lists. Sars considered Scott's *Oxycalanus semispinus* and *Monacilla dubia* synonyms of his own *Monacilla typica*. But the fifth legs of the males as here shown are certainly those of different species, as can be seen by comparing the two figures. The females also seem specifically distinct in the proportions of metasome and urosome, in the symmetry or asymmetry of the genital segment, and in the details of the various appendages, especially the third and fourth pairs of legs. There are then three species of *Monacilla*, these two and Sars' species *tenera* distinguished by a frontal crest. A male of this species (*typica*) from station 5120, has been given U.S.N.M. No. 74126.

Genus MONSTRILLA Dana, 1849

MONSTRILLA CLAVATA Sars

Monstrilla clavata Sars, Crustacea of Norway, vol. 8, p. 14, pl. 6, 1921.

Two females were obtained at Caldera Bay anchorage, west coast of Mindanao, Philippine Islands. The species is not found in any of the plankton lists but is fully described and figured in Sars' account (*op. cit.*).

MONSTRILLA LEUCOPSIS Sars

Monstrilla leucopsis Sars, Crustacea of Norway, vol. 8, p. 15, pl. 7, 1921.

A single female was taken in company with the preceding species at the Caldera Bay anchorage, west coast of Mindanao, Philippine Islands. It also is not found in any of the plankton lists but was described and figured by Sars (*op. cit.*).

MONSTRILLA SERRICORNIS Sars

Monstrilla serricornis Sars, Crustacea of Norway, vol. 8, p. 19, pl. 10, fig. 1, 1921.

Four males were taken in a surface tow at Butaritari Lagoon in the Gilbert Islands and two more in company with the preceding species at the Caldera Bay anchorage, west coast of Mindanao, Philippine Islands. The records of these three *Monstrilla* species are the first from the Pacific Ocean, and the present species is the only one heretofore reported since the original discovery.

Genus MORMONILLA Giesbrecht, 1891**MORMONILLA MINOR Giesbrecht**

Mormonilla minor GIESBRECHT, Atti Accad. Lincei, Rome, ser. 4, vol. 7, sem. 1, p. 475, 1891; Fauna und Flora des Golfes von Neapel, monogr. 19, pp. 532, 537, pl. 43, figs. 27, 33, 1892.

Station 4700. Three females were identified by Sars from this station between Easter Island and the Galápagos Islands. Since this species does not appear in any of the plankton lists, this is the first record since the original discovery in the eastern Pacific off the coast of Ecuador.

MORMONILLA PHASMA Giesbrecht

Mormonilla phasma GIESBRECHT, Atti Accad. Lincei, Rome, ser. 4, vol. 7, sem. 1, p. 474, 1891; Fauna und Flora des Golfes von Neapel, monogr. 19, pp. 532, 536, pl. 43, figs. 28-32, 34-41, 1892.

Stations 3799; 4676; 4679; 4707; 5185; 5437. The second species of this remarkable genus is rather better known than the preceding one and was recorded from four *Siboga* stations but does not appear in the other lists. It was found by T. Scott (1894, p. 64) in considerable numbers in the Gulf of Guinea in tow from a depth of 235 fathoms.

Genus NANNOCALANUS Sars, 1925**NANNOCALANUS MINOR (Claus)**

Cetochilus minor CLAUS, Die freilebenden Copepoden, p. 172, 1863.

Stations 2; 6; 16; 27; 31; 39; 41; 43; 44; 47; 53; 55; 57; 71; 77; 79; 2236; 3765; 3789; 3799; 3829; 3867; 3901; 3912; 4010; 4190; 4588; 4611; 4635; 4640; 4644; 4646; 4655; 4659; 4663; 4664; 4673; 4684; 4700; 4703; 4707; 4710; 4715; 4719; 4721; 4723; 4738; 4743; 4850; 4952; 5120; 5129; 5155; 5175; 5180; 5185; 5186; 5190; 5191; 5196; 5208; 5223-5225; 5228; 5229; 5231; 5234; 5246; 5262; 5263; 5299; 5301; 5309; 5319; 5320; 5338; 5340; 5382; 5386; 5388; 5396; 5397; 5410; 5411; 5414; 5415; 5424; 5437; 5530; 5553; 5646; 5647; 5651; Sabtán Island, Philippine Islands; Fiji Islands; Charles Island, Galápagos. This is one of the most widely distributed of the calanoids. It appears in all the plankton lists except the *Challenger* and is abundant in all, especially in the Monaco one.

Genus NEOCALANUS Sars, 1925**NEOCALANUS GRACILIS (Dana)**

Calanus gracilis DANA, Proc. Amer. Acad. Arts and Sci., vol. 2, p. 18, 1849;
United States Exploring Expedition, 1838-1842 (Wilkes), vol. 14, pt. 2,
Crustacea, p. 1078, 1853; pl. 74, fig. 10, 1855.

Stations 5; 6; 9; 16; 18; 30; 49; 55; 59; 60; 64-67; 69; 236; 2195;
3799; 3800; 3829; 3834; 3867; 3878; 3901; 3912; 3932; 4009; 4010;
4037; 4190; 4588; 4635; 4644; 4653; 4684; 4688; 4689; 4694; 4700;
4706; 4721; 4722; 4725; 4731; 4738; 4750; 4760; 4926; 4952; 5120;
5129; 5133; 5134; 5155; 5175; 5180; 5185; 5186; 5190; 5196; 5209;
5224; 5225; 5230; 5233; 5234; 5240; 5246; 5263; 5299; 5312; 5319;
5320; 5338; 5340; 5342; 5382; 5386; 5397; 5414; 5415; 5422; 5437; 5530;
5601; 5647; H. 2700; Iloilo Straits, Philippine Islands; Fiji Islands.
Another very widely distributed calanoid found in all the plankton
lists except the *Challenger*, with the number of specimens reaching
the hundreds.

NEOCALANUS ROBUSTIOR (Giesbrecht)

Calanus robustior GIESBRECHT, Atti Accad. Lincei, Rome, ser. 4, vol. 4, sem. 2,
p. 332, 1888; Fauna und Flora des Golfes von Neapel, monogr. 19, pp. 91,
129, pl. 7, figs. 15, 19, 25, 30; pl. 8, fig. 34, 1892.

Stations 3; 5; 6; 7; 15; 16; 44; 236; 2807; 2859; 3799; 3800; 3803;
3829; 3878; 3901; 4009; 4010; 4037; 4674; 4678; 4679; 4681; 4683; 4685;
4687; 4689; 4692; 4701; 4703; 4705; 4707; 4722; 4730; 4731; 4734;
4740; 4926; 5030; 5120; 5129; 5133; 5234; 5284; 5301; 5340; 5386;
5399; 5422; 5437; Fiji Islands. This species was also found at 10
Siboga, 14 Monaco, and 70 *Carnegie* stations, the preponderance in
the latter plankton probably due to the fact that more tows were taken
at the surface.

NEOCALANUS TENUICORNIS (Dana)

Calanus tenuicornis DANA, Proc. Amer. Acad. Arts and Sci., vol. 2, p. 15, 1849;
United States Exploring Expedition, 1838-1842 (Wilkes), vol. 14, pt. 2,
Crustacea, p. 1069, 1853; pl. 73, fig. 10 a, b, 1855.

Stations 1; 3799; 3800; 3878; 3901; 3932; 4190; 4926; 4942; 4952;
5185; 5186; 5223; 5320; 5340; 5399; 5415; 5422; 5437; Fiji Islands;
Charles Island, Galápagos. Identified by Sars from 10 Monaco sta-
tions and found also at 1 *Siboga* and 52 *Carnegie* stations. It is not
so widely distributed as the two preceding species and is limited in
numbers.

Genus OCULOSETELLA F. Dahl, 1895**OCULOSETELLA GRACILIS (Dana)**

Miracia gracilis DANA, Proc. Amer. Acad. Arts and Sci., vol. 2, p. 46, 1849;
United States Exploring Expedition, 1838-1842 (Wilkes), vol. 14, pt. 2,
Crustacea, p. 1261, 1853; pl. 88, fig. 12 a-c, 1855.

Stations 7; 8; 34; 35; 42; 4700; 5301; 5320; Fiji Islands. Found at 2 Wilkes, 3 Monaco, and 26 *Carnegie* stations but not present in the *Siboga* plankton. This is the species named *Miracia gracilis* by Dana, but Sars (1916, p. 13) recognized that it did not belong in that genus but was rather a true *Setella*. However, the type species of *Setella* already bore the name *gracilis*. Hence, if Dana's species was to be transferred to the genus *Setella* its specific name had to be changed, so Sars called it *Setella oculata*, which later became the *Macrosetella oculata* of Rose (1929, p. 54) and subsequent authors. However, F. Dahl (1895, p. 171) stated that Dana's species differed enough from the other Setellidae to warrant the establishment of a new genus for it, suggesting the name *Oculosetella*. Placing it in this hitherto unrecognized genus permits the retention of the specific name given to it by Dana. It is a rare species, and two specimens are usually the most obtained in a single tow, though at station 4700 four females and one male were captured.

Genus OITHONA Baird, 1843

OITHONA LINEARIS Giesbrecht

Oithona linearis GIESBRECHT, Atti Accad. Lincei, Rome, ser. 4, vol. 7, sem. 1, p. 475, 1891; Fauna und Flora des Golfes von Neapel, monogr. 19, pp. 538, 548, pl. 34, figs. 1, 2, 40, 1892.

Stations 11; 23; 29; 46; 47; 52-55; 59; 61; 63; 64; 67; 3799; 5120; 5209; 5246; 5263; 5320; 5348; 5399; 5437; Niuafo Island. Originally obtained from the tropical Pacific by Giesbrecht and otherwise reported only in the *Carnegie* plankton list. Only a single specimen was obtained at most of these *Albatross* stations and the highest number was three.

OITHONA PLUMIFERA Baird

Oithona plumifera BAIRD, Zoologist (Newman), vol. 1, p. 59, fig. b, 1843.

Stations 4; 34; 43; 44; 75; 76; 4700; Fiji Islands. A single female was obtained at each of these stations except the last two, where collections of from 30 to 50 specimens including both sexes were obtained. The species appears in all the plankton lists except the *Challenger*, but always in very small numbers. It seems to stay at or near the surface and is not likely to be found in a deep tow.

OITHONA ROBUSTA Giesbrecht

Oithona robusta GIESBRECHT, Atti Accad. Lincei, Rome, ser. 4, vol. 7, sem. 1, p. 475, 1891; Fauna und Flora des Golfes von Neapel, monogr. 19, pp. 538, 549, pl. 34, figs. 4, 5, 16, 17, 23, 30, 31, 43, 1892.

Stations 2195; 2806; 3765; 4676. This species, originally described from the tropical Pacific, was taken once by the *Carnegie* a little east

of the type locality. Farran again records it from the tropical Pacific (1936, p. 124) and also from the Indian Ocean (1913, p. 184). Not appearing in any of the other plankton lists, it is, however, reported from the Adriatic near Venice by Pesta (1920, p. 554). The *Albatross* has established its presence in the Atlantic (station 2195), besides taking it off Peru, in the Galápagos Islands, and in Japanese waters.

OITHONA SIMILIS Claus

Oithona similis CLAUS, Die Copepoden-Fauna von Nizza, p. 14, 1866.

Stations 2-4; 6; 7-9; 11; 12; 19-22; 24-27; 29; 33-35; 42; 44-47; 49; 51; 55; 57-60; 62-64; 66; 67; 73; 75; 76; 2195; 2806; 3765; 3799; 3829; 3980; 4010; 4037; 4756; 4759; 4926; 5120; 5129; 5133; 5155; 5175; 5176; 5185; 5190; 5208; 5224; 5225; 5227; 5228; 5231; 5240; 5246; 5262; 5309; 5319; 5320; 5340; 5348; 5387; 5415; 5437; 5651; Sabtán Island, Philippine Islands; Fiji Islands. This is probably the most widely distributed species of the genus, but in spite of the long list of stations it must be classed as comparatively rare in the *Albatross* plankton. In his "Crustacea of Norway," Sars (1913, p. 8) makes a statement that is supported by the present plankton: "Male specimens are much scarcer than females, and seem only to appear in certain seasons." The species was included in the Monaco and *Carnegie* lists.

OITHONA SPINIROSTRIS Claus

Oithona spinirostris CLAUS, Die freilebenden Copepoden, p. 105, pl. 11, figs. 4-9, 1863.

Stations 10; 25; 60; 65; 67; 3799; 5120; 5246; 5338; 5437; Fiji Islands. This is another species of which both sexes were described and figured by Sars (1913, p. 6). It appears also in the *Carnegie* and *Challenger* planktons.

Genus OITHONINA Sars, 1913

OITHONINA NANA (Giesbrecht)

Oithona nana GIESBRECHT, Fauna und Flora des Golfes von Neapel, monogr. 19, pp. 538, 549, pl. 4, fig. 8; pl. 34, figs. 10, 11, 20, 24, 26, 34, 35, 42; pl. 44, figs. 2, 4, 6, 1892.

Taken at the surface, south of the Suva Light, in the Fiji Islands; found also in the *Carnegie* plankton but not in the others.

Genus ONCAEA Philippi, 1843

ONCAEA CONIFERA Giesbrecht

Oncaea confiera GIESBRECHT, Atti Accad. Lincei Rome, ser. 4, vol. 7, sem. 1, p. 477, 1891; Fauna und Flora des Golfes von Neapel, monogr. 19, pp. 591, 603, pl. 2, fig. 10; pl. 47, figs. 4, 16, 21, 23, 28, 34-38, 42, 55, 56, 1892.

Stations 41; 65; 73; 3782; 3799; 5120; 5231; 5246; 5262; 5263; 5296; 5320; 5424; 5437; 5495. This species was also found at 3 *Siboga*, 4 Monaco, and 24 *Carnegie* stations, and it has been reported from both the Arctic (Mrázek, 1902, p. 517) and Antarctic (Wolfenden, 1911, p. 362; Farran, 1929, p. 285) Oceans. Since these *Albatross* stations are mostly in the tropical Pacific, the species is evidently not much influenced in its distribution by temperature.

ONCAEA MINUTA Giesbrecht

Oncaea minuta GIESBRECHT, Fauna und Flora des Golfes von Neapel, monogr. 19, pp. 591, 603, pl. 47, figs. 3, 6, 26, 46, 59, 1892.

Stations 2; 12; 19; 22; 25; 27; 31; 36; 39; 51; 57; 62; 63; 65; 66; 70; 71; 73; 75; 76; 81; 3712; 3765; 3799; 3800; 3829; 3834; 3867; 3878; 3901; 3912; 3930; 3980; 4009; 4010; 4011; 4037; 4190; 4588; 4663; 4926; 4952; 5120; 5129; 5133; 5134; 5185; 5186; 5225-5227; 5231; 5233; 5234; 5240; 5246; 5262; 5263; 5299; 5308; 5309; 5312; 5320; 5338; 5340; 5348; 5349; 5382; 5386; 5387; 5397; 5399; 5410; 5411; 5415; 5430; 5437; 5488; 5507; 5530; 5601; 5646; 5651; Sabtán Island and Iloilo Straits, Philippine Islands; Fiji Islands; Niuafo Island. Identified by Sars from 9 of these *Albatross* stations but not present in the Monaco plankton. It was taken at 5 *Siboga* and 110 *Carnegie* stations, nearly always in surface tows.

ONCAEA NOTOPA Giesbrecht

Oncaea notopus GIESBRECHT, Atti Accad. Lincei, Rome, ser. 4, vol. 7, sem. 1, p. 477, 1891; Fauna und Flora des Golfes von Neapel, monogr. 19, pp. 591, 603, pl. 47, figs. 12, 15, 45, 1892.

Stations 34; 66; 67; 71; 73; 75; 3878; 5224. Established by Giesbrecht upon specimens from the tropical Pacific and given a detailed description by Sars (1900, p. 107). Present only in the *Carnegie* plankton.

ONCAEA ORNATA Giesbrecht

Oncaea ornata GIESBRECHT, Atti Accad. Lincei, Rome, ser. 4, vol. 7, sem. 1, p. 477, 1891; Fauna und Flora des Golfes von Neapel, monogr. 19, pp. 591, 604, pl. 44, figs. 50, 51; pl. 47, figs. 20, 24, 49, 53, 1892.

Stations 3829; 5175; 5190; 5226; 5240; 5319. Another species established upon specimens from the tropical Pacific and not appearing in any of the plankton lists except the *Carnegie*, where it was also confined to the tropical Pacific.

ONCAEA SIMILIS Sars

Oncaea similis SARS, Crustacea of Norway, vol. 6, p. 193, pl. 109, fig. 1, 1918.

Stations 39; 42; 43; 45; 55; 62; 65; 71; 73; 3829; 5133; 5186; 5190; 5223; 5225; 5228; 5240; 5434. Established upon specimens from the Norwegian fjords and appearing only in the *Carnegie* plankton list.

ONCAEA VENUSTA Philippi

Oncaea venusta PHILIPPI, Arch. f. Naturg. (Wiegmann), vol. 1, Jahrg. 9, p. 63, pl. 3, fig. 2, 1843.

Stations 7; 12; 16; 19; 21; 22; 24; 31; 34; 36; 39; 41; 42; 44; 46; 47; 49; 52; 53; 57; 59; 60; 62; 63; 65-68; 70; 71; 75-80; 82; 2806; 3932; 3980; 4009; 4037; 4611; 4644; 4671; 4707; 4731; 5102; 5133; 5155; 5175; 5180; 5185; 5186; 5190; 5196; 5208; 5223; 5225; 5228; 5231; 5233; 5246; 5262; 5301; 5308; 5312; 5219; 5320; 5338; 5340; 5348; 5382; 5386; 5399; 5412; 5415; 5434; 5437; 5507; 5530; 5553; 5646; 5651; Sabtán Island, Philippine Islands; Fiji Islands; Niuafo Island; Charles Island, Galápagos. Found also at 30 Monaco, 59 *Siboga*, and 102 *Carnegie* stations, nearly always in surface tows.

Genus ONCHOCALANUS Sars, 1905

ONCHOCALANUS AFFINIS With

PLATE 26, FIGURE 381

Onchocalanus affinis WITH, Danish Ingolf-Expedition, vol. 3, pt. 4, p. 233, figs. 75a-e, 76a-d, 1915.

Stations 4679; 5120. From the first of these stations between Callao, Peru, and Easter Island, Sars identified two females, and from a Monaco station in the northern Atlantic one female. Also from the second *Albatross* station, in the Philippines, only one female was taken. With's original specimens were a single male and female from the northern Atlantic. The *Albatross* specimens therefore are the first to be reported from the Pacific. The fifth leg of the female has one or two additional spines on the outer margin of the end segment.

ONCHOCALANUS CRISTATUS (Wolfenden)

Xanthocalanus cristatus WOLFENDEN, Journ. Mar. Biol. Assoc. United Kingdom, new ser., vol. 7, No. 1, p. 119, pl. 9, figs. 18, 19, 1904.

Stations 4707; 5185; 5231. Three females were captured at the first station, located between Easter Island and the Galápagos, a single female at the second station, in the Philippines, and two females at the last station, also in the Philippines. The species was also reported from 1 *Carnegie*, 2 *Siboga*, and 4 Monaco stations, but all females in very small numbers.

ONCHOCALANUS HIRTIPIES Sars

Onchocalanus hirtipes SARS, Bull. Mus. Océanogr. Monaco, No. 26, p. 20, 1905a; Rés. camp. sci. Albert de Monaco, No. 69, p. 148, pl. 41, figs. 6-11, 1925.

Stations 4667; 4715; 5120; 5185; 5231. Identified by Sars at the first two of these *Albatross* and at four Monaco stations. Reported otherwise only in the *Siboga* plankton.

ONCHOCALANUS STEUERI Pesta

Onchocalanus steueri PESTA, Zool. Jahrb. (Abt. Syst.), vol. 43, p. 516, pl. 8, figs. 1-11, 1920.

Station 5185. A single female was found at this Philippine station. The species was described from the southern Adriatic and does not appear in any of the plankton lists.

ONCHOCALANUS TRIGONICEPS Sars

Onchocalanus trigoniceps SARS, Bull. Mus. Océanogr. Monaco, No. 26, p. 20, 1905a; Rés. camp. sci. Albert de Monaco, No. 69, p. 144, pl. 40, 1925.

Stations 4665; 4676; 4679; 4717; 4740; 5320. Identified by Sars from 5 of these *Albatross* and 27 Monaco stations, thus becoming the most widely distributed species of the genus. It was also present in the *Carnegie* plankton.

Genus PACHOS Stebbing, 1910

PACHOS PUNCTATUM (Claus)

Pachysoma punctata CLAUS, Die freilebenden Copepoden, p. 163, pl. 25, figs. 6-11, 1863.

Stations 4615; 4681; 4721; 4724; 4734; 4793; 5185; 5225. A single female was obtained at all of these stations except 4734 where some 25 specimens were secured; the species was also present at a single *Challenger* station, at four *Siboga* stations, and at nine *Carnegie* stations.

Genus PACHYPTILUS Sars, 1920

PACHYPTILUS ABBREVIATUS (Sars)

Pontoptilus abbreviatus SARS, Bull. Mus. Océanogr. Monaco, No. 40, p. 19, 1905b. *Pachyptilus abbreviatus* SARS, Rés. camp. sci. Albert de Monaco, No. 69, p. 319, pl. 113, 1925.

Stations 3799; 4664; 4665; 4667; 4671; 4676; 4679; 4681; 4685; 4688; 4700; 4711; 4719; 4747; 4760; 5190; Fiji Islands; Ellice Islands. Identified by Sars from 11 of these *Albatross* stations and from three Monaco stations. It was reported first from the Pacific in the *Carnegie* plankton. The above list of stations shows that the species is more widely distributed in that ocean than in the Atlantic, where it was originally found.

PACHYPTILUS EURYGNATHUS Sars

Pachyptilus eurygnathus SARS, Bull. Inst. Océanogr. Monaco, No. 377, p. 18, 1920; Rés. camp. sci. Albert de Monaco, No. 69, p. 321, pl. 114, 1925.

Stations 4671; 4679; 4705; 4717; 4760; 4765; 4793. Identified by Sars from three of these seven *Albatross* stations and from three Monaco stations but not present in the other plankton lists. These are the first specimens to be obtained since the establishment of the species, as well as the first from the Pacific Ocean.

Genus PARACALANUS Boeck, 1865

PARACALANUS ACULEATUS Giesbrecht

Paracalanus aculeatus GIESBRECHT, Atti. Accad. Lincei, Rome, ser. 4, vol. 4, sem. 2, p. 332, 1888; Fauna und Flora des Golfes von Neapel, monogr. 19, pp. 164, 170, pl. 9, figs. 20, 26, 30, 1892.

Stations 9; 12; 13; 14; 16; 18; 24; 27; 30; 32; 41; 54; 58; 61; 65; 81; 4743; 5263; 5399; 5412; 5437. Identified by Sars from 11 of these *Albatross* stations and from one Monaco station and found at 37 *Siboga* stations and in the *Carnegie* plankton, everywhere in very small numbers.

PARACALANUS NANUS Sars

Paracalanus nanus SARS, Bull. Inst. Océanogr. Monaco, No. 101, p. 4, 1907; Rés. camp. sci. Albert de Monaco, No. 69, p. 26, pl. 6, figs. 10-17, 1925.

Stations 5227, 5229, 5231; only a few females were taken at these Philippine stations. It was reported from the Indian Ocean by Sewell (1929, p. 71).

PARACALANUS PARVUS (Claus)

Calanus parvus CLAUS, Die freilebenden Copepoden, p. 173, pl. 26, figs. 10-14; pl. 27, figs. 1-4, 1863.

Stations 1-4; 6-8; 10; 11; 14; 16; 19-23; 25; 27; 29; 30; 32-36; 39; 42; 44; 47; 51; 54; 55; 57; 59; 62-66; 68; 70; 71; 73; 75; 79; 81; 82; 2195; 3681; 3705; 3712; 3765; 3799; 3803; 3822; 3829; 3834; 3867; 3878; 3901; 3912; 3927; 3981; 4010; 4011; 4037; 4190; 4588; 4664; 4673; 4756; 4806; 4926; 4952; 5030; 5120; 5129; 5134; 5155; 5180; 5185; 5190; 5208; 5209; 5219; 5223; 5226; 5227; 5229; 5231-5233; 5240; 5246; 5262; 5263; 5299; 5301; 5309; 5319; 5320; 5338; 5340-5342; 5348; 5349; 5358; 5381; 5386; 5387; 5397; 5410; 5411; 5415; 5423; 5424; 5437; 5489; 5601; 5647; 5651; Iloilo Straits, Philippine Islands; Fiji Islands. This species is also widely distributed in the *Carnegie*, Monaco, and *Siboga* planktons.

Genus PARAUGAPTILUS Wolfenden, 1904

PARAUGAPTILUS BUCHANI Wolfenden

PLATE 26, FIGURES 382, 383

Paraugaptilus buchani WOLFENDEN, Journ. Mar. Biol. Assoc. United Kingdom, new ser., vol. 7, No. 1, p. 123, pl. 9, figs. 44, 45, 1904.

Stations 4761; 5231. Originally established by Wolfenden upon specimens from the northern Atlantic and briefly characterized. Sars gave a detailed description and figures of both sexes in the Monaco report, but it is not found in the other planktons. This is the first record from the Pacific.

A male and a female were found at station 4761 in the northern Pacific, and another pair found at station 5231 in the Philippines. The fifth legs of these two *Albatross* females differ from the others and from the ones described by Sars. They are asymmetrical, the right leg larger than the left; in the first one (fig. 382) the marginal seta on the left leg is removed a little from the edge on to the surface of the leg. There is also a small knob or process on the surface of each leg just behind the base of the terminal seta. In the second one these knobs are lacking, but there is an extra spine on the right leg behind the terminal seta. In all other details these females correspond exactly with the description and figures given by Sars. The differences noted therefore must be regarded as malformations rather than specific characters.

Genus PAREUCHAETA A. Scott, 1909

[?] PAREUCHAETA BARBATA (Brady)

Euchaeta barbata BRADY, Voyage of H. M. S. *Challenger*, Zool., vol. 8, pt. 23, Copepoda, p. 66, pl. 22, figs. 6-12, 1883.

Stations 4646; 4648; 4650; 4660; 4661; 4663-4665; 4667; 4669; 4671; 4676; 4679; 4681; 4700; 4707; 4711; 4715; 4719; 4721; 4722; 4757; 4765; 5185. Identified by Sars from 20 of these *Albatross* stations and from 41 Monaco stations; found also at one *Challenger* and one *Siboga* station. The genital segment of the female carries a small rounded tubercle on the left side at the base of the ventral protuberance. [The identity of *P. barbata* has long been questionable. It is unfortunate that Dr. Wilson was not aware of Sewell's discussion (1929, p. 155) of this matter and his description of a specimen that he had compared with Brady's type in the British Museum. A careful study of these *Albatross* specimens will have to be made before the actual identification can be stated.—M. S. W.]

PAREUCHAETA BISINUATA (Sars)

Euchaeta bisinuata SARS, Bull. Inst. Océanogr. Monaco, No. 101, p. 12, 1907.

Pareuchaeta bisinuata SARS, Rés. camp. sci. Albert de Monaco, No. 69, p. 123, pl. 33, figs. 16-22, 1925.

Stations 4765; 5263; 5633. This species was found at 16 Monaco and 5 *Siboga* stations and was fully described by Sars in the Monaco report. Most of the *Albatross* specimens, as well as those in the *Siboga* plankton, were captured in vertical hauls from considerable depths.

PAREUCHAETA BRADYI (With)

Euchaete bradyi WITH, Danish Ingolf-Expedition, vol. 3, pt. 4, p. 182, figs. 53a-b, pl. 6, fig. 9a, 1915.

Stations 4724; 5120; 5231. Established by With upon a single female from the northern Atlantic north of the British Islands and recorded by Sars in the Monaco plankton, the locality unknown. All the *Albatross* specimens came from the tropical Pacific and are the first record from that ocean. It is evidently a rare species and not at all well distributed, and the male still remains unknown.

PAREUCHAETA CALIFORNICA (Esterly)

PLATE 26, FIGURES 384-389

Euchaeta californica ESTERLY, Univ. California Publ. Zool., vol. 3, No. 5, p. 60, pl. 9, fig. 11; pl. 10, figs. 26, 34, 1906.

Stations 4588; 4700. Established in 1906 by Esterly upon a single female taken off the coast of southern California. Scott recorded 10 females in the *Siboga* plankton from the tropical Pacific, Sewell found it in the Indian Ocean (1929, p. 158) but it does not appear in the other lists. Neither Esterly nor Scott gave more than a brief description, and both left the male unknown. About 40 specimens, including both sexes, were obtained from these two *Albatross* stations and are here described, the male for the first time. This male and a female have been given U.S.N.M. No. 74127.

Female.—Metasome elongate elliptical, two and a half times as long as wide; head separated from the first segment and broadly rounded in front with a central projection over the base of the rostrum. Fourth and fifth segments fused and narrowly rounded posteriorly, with a tuft of coarse hairs at the tip of the curve. Urosome two-fifths as long and a fourth as wide as the metasome and 4-segmented. Genital segment barrel-shaped in dorsal view, considerably enlarged through the center with a large ventral protuberance nearer the forward end. On each side of the genital opening is a fingerlike process starting at the anterior margin and extending backward into plain view behind the ventral protuberance. The one on the left is a little longer than the one on the right, and the two are inclined somewhat toward each other. The first two abdominal segments are the same length, each a little shorter than the genital segment. The anal segment is much shorter and incised at the center of its posterior margin. The caudal rami are well separated, a little longer than wide, with the outer seta at the center of the outer margin.

The first antennae reach the center of the first abdominal segment and are rather slender, with three or four long setae on the basal half and three at the very tip. There are also small cylindrical aesthetascs

on segments 5, 8, 11, 13, 18, and 23. In the second antennae the exopod is much longer than the endopod and the end segment is longer than the second segment. The mandible (fig. 387) has two large acute teeth on the narrow chewing blade, the outer one longer than the inner. The palp is biramose, the rami well separated, the endopod 2-segmented, the exopod 4-segmented. The maxilliped is 7-segmented, the basal segment with three setae on the outer margin, the second segment with three setae on the inner margin, and the five end segments very short, each with two large setae on its inner margin, curved and plumed on the concave side only. The exopod of the first leg is distinctly 3-segmented; Esterly said it was 2-segmented with an extra spine on the basal segment; Scott did not mention it, but his figure shows three segments. Total length 7 mm.

Male.—Metasome similar to that of the female but proportionally shorter and wider; head separated from the first segment with the rostrum turned ventrally almost at right angles to the body axis. Fourth and fifth segments fused with a similar tuft of hairs at the tip of the curve. Urosome longer than in the female, half as long as the metasome if the caudal rami are included and made up of five segments. These diminish in length distally, but the first four are about the same width; the anal segment is much shorter and narrower. The caudal rami are longer than the anal segment and one-half longer than wide.

The first antennae are shorter than in the female and do not quite reach the urosome, and neither of them is geniculate. The second antennae and mouth parts correspond to those of the female with similar mandibles and maxillipeds. The exopod of the first leg is also distinctly 3-segmented. The fifth legs are large and reach beyond the tips of the caudal rami (fig. 385). The second basipod of the right leg is considerably swollen, and the exopod is 2-segmented, the end segment as long as the basal and bluntly rounded at its tip. The endopod is 1-segmented and as long as the basal exopod segment; the distal half is flattened and somewhat twisted. The left leg is 4-segmented and made up of two basipod and two exopod segments with no trace of an endopod. Neither basipod segment is swollen, but the first exopod segment is enlarged on its inner margin. The end segment is widened at its tip and the terminal armature is rather complicated, as seen in enlarged detail in figure 389. Total length 6.75 to 7 mm.

Allotype male.—U.S.N.M. No. 74127; station 4588, latitude $19^{\circ}52'$ N., longitude $106^{\circ}02'$ W., southwest coast of Mexico.

Remarks.—The fingerlike processes on the ventral protuberance of the genital segment in the female are plainly visible in lateral and

ventral view. Combined with the detailed armature at the tip of the left leg in the male they furnish the best characteristics for identification.

PAREUCHAETA EREBI Farran

PLATE 14, FIGURES 173-179

Pareuchaeta erebi FARRAN, British Antarctic (*Terra Nova*) Exped., 1910, Zool., vol. 8, No. 3, p. 239, fig. 9, 1929.

Stations 41; 2861; 3901; 4700; 5030; 5129; 5227. Fifteen specimens, including both sexes, were taken in a tow at a depth of 300 fathoms at station 5030 in the Okhotsk Sea. These *Albatross* specimens are smaller than those described by Farran and differ in one or two minor details, but they agree in all essential characteristics and include males as well as females.

Female.—Metasome elliptical, a little more than a third as wide as long; head fused with the first segment and tapered to an acute point anteriorly. Fourth and fifth segments also fused, the posterior corners reaching the genital segment each tipped with a short blunt spine. Urosome not quite half as long as the metasome, tapering a little posteriorly and 4-segmented. In lateral view the base of the ventral protuberance of the genital segment extends the whole length of the segment, with the protuberance itself close to the anterior margin. At the tip the protuberance is flanked by a lamella on each side; the one on the right is larger than the one on the left and extends considerably farther posteriorly and ventrally, forming the projecting tip seen in side view. Between the bases of these two lamellae anteriorly is a third lamella, almost an exact trefoil in shape, and posteriorly is a roughened ridge. The first two abdominal segments are about equal in length; the anal segment is less than a fourth as long. The caudal rami are twice as long as wide, and the appendicular setae are weakly geniculate.

The first antennae reach the anterior margin of the fourth thoracic segment and are rather sparsely setose. The exopod of the second antenna is much longer than the endopod, and the end segment is longer than the second segment. The exopod of the first leg is 2-segmented, the basal segment with a very concave outer margin armed with an aciculate spine at the center of the concavity and a large acuminate spine at the outer distal corner. The endopod is 1-segmented with five setae and does not reach the end of the basal segment of the exopod. Total length 7 to 7.50 mm.

Male.—General body shape and proportions like those of the female but rostrum not so prominent and posterior corners of the metasome evenly rounded without spines. Urosome more than half as long as

the metasome and not tapered, the genital segment completely symmetrical.

First antennae reaching the genital segment and more setose than in the female. The second antennae and mouth parts similar to those of the female, but the exopod of the first leg is distinctly 3-segmented. The basal segment, however, has no outer spine or inner seta, and the spine at the outer distal corner of the second segment is much smaller than in the female. The second basipod of the right fifth leg is swollen to twice the diameter of the first; the endopod is the same length as the proximal segment of the exopod. The terminal segment of the exopod is fully as long as the basal and quite slender, with a blunt point. The two basipod segments of the left leg are cylindrical and reach the center of the right endopod. The left endopod is reduced to a slender spine so small as to be easily overlooked. The basal segment of the exopod is one-half longer than the end segment, and the latter is a little wider at the tip than at the base. Its complicated terminal armature is shown under greater magnification in figure 179, and attention is called to the three processes at the distal end and the dentate knob and margin on the inner side. Total length 7 to 7.25 mm.

Allotype male.—U.S.N.M. No. 70740; station 5030; latitude 46°29'30" N., longitude 145°46' E., Okhotsk Sea.

Remarks.—The distinctive characters in this species are the ventral protuberance on the genital segment of the female and the detailed armature of the end segment of the left fifth leg in the male.

PAREUCHAETA EXIGUA (Wolfenden)

PLATE 26, FIGURES 390-392

Euchaeta exigua WOLFENDEN, Deutsche Südpolar-Exped., 1901-1903, vol. 12, Zool., vol. 4, fasc. 4, p. 300, fig. 52a-d, 1911.

Station 4701. A single female of this species was identified by Sars in the plankton of this station between Easter Island and the Galápagos group. The species does not appear in any of the plankton lists, and the present record is the first since its original discovery, as well as the first for the Pacific Ocean. Station 4701 is one of the deeper tows from 300 fathoms to the surface, suggesting a possible reason for the scarcity of the species nearer the surface. Sars made a dorsal drawing of the entire body and also a profile drawing of the genital segment, which are here reproduced. The profile drawing corresponds closely with Wolfenden's figure, while the dorsal view is the first full length figure of the species to be published. On the tip of the ventral protuberance of the genital segment in the female are two pads (fig. 392). One of these is anterior in the center and extends backward; the other is on the right side and extends across to the left and

away from the surface of the protuberance. It is the latter pad that forms the protrusion seen in the lateral view and thus furnishes a ready means of identification.

PAREUCHAETA GRACILIS (Sars)

PLATE 26, FIGURE 393

Euchaeta gracilis Sars, Bull. Mus. Océanogr. Monaco, No. 26, p. 16, 1905a.

Pareuchaeta gracilis Sars, Rés. camp. sci. Albert de Monaco, No. 69, p. 120, pl. 33, figs. 1-8, 1925.

Stations 42; 2859; 3799; 4709; 4759; 4760; 5129; 5185; 5227; 5231; 5263; 5319; 5320; 5553; 5578; Sabtán Island, Philippine Islands. Identified by Sars from three of these *Albatross* stations and from 13 Monaco stations. Both sexes were fully described in the Monaco report. It does not occur in any of the other plankton lists.

PAREUCHAETA GRANDIREMIS (Giesbrecht)

PLATE 15, FIGURES 180-185

Euchaeta grandiremis GIESBRECHT, Atti Accad. Lincei, Rome, ser. 4, vol. 4, sem. 2, p. 337, 1888; Fauna und Flora des Golfes von Neapel, monogr. 19, pp. 246, 264, pl. 16, figs. 11, 42; pl. 37, figs. 41, 42, 1892.

Stations 15; 16; 4583; 4585; 4634; 4637; 4638; 4646; 4648; 4652; 4659; 4663; 4664; 4665; 4667; 4673; 4676; 4679; 4681; 4687; 4700; 4701; 4707; 4711; 4713; 4715; 4717; 4719; 4721; 4722. Originally reported from the tropical Pacific, this species was next recorded from the tropical Atlantic in the *Carnegie* plankton. Giesbrecht's types were females but these *Albatross* specimens include both sexes. Since the only description of the female is very meager, it is redescribed here, along with a first description of the male. Both are based upon reproductions of Sars' excellent pencil drawings.

Female.—Metasome elliptical, three times as long as wide and narrowed but little at each end, the frontal margin sharply pointed and the rostrum almost at right angles to the body axis. The posterior corners of the thorax are smoothly rounded, with a few scattered hairs. Urosome two-fifths as long as the metasome and 4-segmented; the genital segment is a little wider than the abdomen and twice as long as wide, the lateral margins somewhat convex. The ventral protuberance is smoothly rounded and projects a distance equal to the thickness of the segment itself. The basal segment of the abdomen is longer than the other two segments combined, while the anal segment is very short. The caudal rami are longer than the anal segment and somewhat divergent; the appendicular setae are strongly geniculate and much lengthened. The ventral surface of the abdomen is somewhat hairy as seen in the lateral view.

The first antennae reach five or six segments beyond the caudal rami and are rather sparsely setose. The endopod of the second antenna is longer and stouter than the exopod. The endopods of the first and second legs are 1-segmented, those of the second pair giving evidence that they are made of up two fused segments. Exopods of first legs 2-segmented; all the other leg rami 3-segmented. Total length 5 mm. Metasome 3.54 mm. long, 1.20 mm. wide.

Male.—Metasome similar to that of the female but proportionally shorter; forehead without a notch above the conical rostrum. Urosome nearly half as long as the metasome and 5-segmented; anal segment very short; appendicular setae very long and strongly geniculate.

Antennae, mouth parts, and first four pairs of legs like those of the female; fifth legs of a peculiar pattern. The two basipods of the right fifth leg are the same width and only moderately inflated. The endopod is a trifle longer than the basal segment of the exopod and bluntly pointed. Both segments of the exopod are curved a little, the basal segment longer than the terminal. The two basipods of the left leg reach the center of the basal segment of the right exopod; the left endopod is entirely lacking. The terminal armature of the left exopod is shown in magnified detail in figure 185. The teeth on the inner margin of the rigid ramus, the tuft of hairs on the inner margin of the movable ramus, and the spherical swelling tipped with hairs at the base between the two rami are distinctive characters. Total length 4.10 mm. Metasome 3.25 mm. long, 0.81 mm. wide.

Allotype male.—U.S.N.M. No. 70731; station 4667, latitude $12^{\circ}00'$ S., longitude $83^{\circ}40'$ W., off Peru.

Remarks.—The exceptional length of the first antennae combined with the size and shape of the ventral protuberance on the genital segment will serve to identify the female. The details of the end segment of the left fifth leg will do the same for the male. A depth of 1,000 to 1,800 meters is recorded by Giesbrecht for the vertical tows containing the original types; one of the *Albatross* tows was a vertical one from 2,000 fathoms to the surface, one from 400 fathoms, 20 from 300 fathoms, another was a tow of 2 fathoms below the surface, three were made at the surface, and at three stations surface captures were effected with the aid of an electric-light lure.

PAREUCHAETA HANSENII (With)

Euchaete hansenii WITH, Danish Ingolf-Expedition, vol. 3, pt. 4, p. 181, figs. 52a-b, 1915.

Stations 16; 4538; 4759; 5120; 5185; H. 3789. Originally established by With upon a single mutilated female from the northern Atlantic, it was obtained at three stations in the Monaco plankton and the female was fully described and figured by Sars.

PAREUCHAETA INCISA (Sars)

Euchaeta incisa Sars, Bull. Océanogr. Monaco, No. 26, p. 17, 1905a.

Pareuchaeta incisa Sars, Rés. camp. sci. Albert de Monaco, No. 69, p. 117, pl. 32, figs. 7-11, 1925.

Stations 77; 3829; 4009; 4427; 4681; 5129; 5224; 5229; 5231; 5233; 5263; 5287; 5319; 5578. Identified by Sars from one of these *Albatross* stations and from six Monaco stations and fully described in the Monaco report. It was first reported from the Pacific in the *Carnegie* plankton. As in the preceding species, the male remains unknown.

PAREUCHAETA NORVEGICA (Boeck)

Euchaeta norvegica BOECK, Forh. Vid. Selsk. Christiania, vol. 14, p. 40, 1872.

Stations 2195; 2219; 2236; 3716; 4758; 4760; 4765; 4793; 4806; 5231; 5578; H. 2700. Both sexes were described by Sars (1902, p. 38) in his Crustacea of Norway and placed in the genus *Euchaeta* but were afterward made types of the new genus *Pareuchaeta* by Scott in the *Siboga* plankton. It appears in none of the other plankton lists. This species is fairly common in the temperate Atlantic, and the first record from the Pacific is established here.

PAREUCHAETA RASA Farran**PLATE 15, FIGURES 186-188**

Pareuchaeta rasa FARRAN, British Antarctic (*Terra Nova*) Exped., 1910, Zool., Crustacea, vol. 8, No. 3, p. 240, fig. 10, 1929.

Stations 4634; 4652. Farran's types were all females. The males are here described for the first time, as both sexes were obtained in the *Albatross* plankton.

Female.—Metasome rather regularly elliptical, two and a third times as long as wide; rostrum slender, acuminate, and inclined forward; posterior corners of fused fourth-fifth segment evenly rounded, with tufts of short hairs. Urosome a little more than a third as long as the metasome; genital segment symmetrical, with the ventral protuberance attached in front of the center. On each side of the genital opening is a lateral flap extending backward, the one on the left side slightly weaker than the one on the right, with no visible structures between them. The first two abdominal segments are about the same length, the anal segment less than half as long. Caudal rami twice as long as wide, the appendicular setae very long and strongly geniculate.

First antennae reaching the center of the genital segment; exopod of second antenna longer than endopod. Exopod of first leg 2-segmented, basal segment with a single outer spine and no trace of fusion. Endopod of second leg slender and as long as the two basal

exopod segments combined. Terminal segment of second exopod with three outer spines, the middle twice the size of the others, the notch inside of its base considerably deeper than in Farran's figure. Total length 5.51 mm. Metasome 4.20 mm. long, 1.65 mm. wide.

Male.—Slightly smaller than the female but with similar proportions; the antennae, mouth parts, and first four pairs of legs also similar. The fifth legs show distinctive characters; the second basipod of the right leg is considerably swollen and one-half longer than wide. The endopod is slender and as long as the basal exopod segment; the terminal exopod segment is a fourth shorter than the basal segment and well curved. The second basipod of the left leg is cylindrical and reaches the center of the right endopod. The left endopod is almost a third as long as the proximal exopod segment and is enlarged at its tip. The terminal armature of the end segment of the exopod is shown in figure 188, with the three rami nearly as long as the segment itself. Total length 5.25 mm. Metasome 4 mm. long, 1.33 mm wide.

Allotype.—U.S.N.M. No. 67261 (without station data).

Remarks.—This species most resembles *sarsi* but is little more than half as large, and the details of the genital protuberance in the female and of the fifth legs in the male are quite different (cf. fig. 250).

PAREUCHAETA SARSI (Farran)

PLATE 19, FIGURE 250

Euchaeta sarsi FARRAN, Fisheries Ireland, Sci. Invest. for 1906, pt. 2, p. 41, pl. 3, figs. 15, 16, 1908.

Stations 4671; 4679; 4701; 4753; 4760; 4800; 5063; 5287. Identified by Sars from 4 of these *Albatross* stations and from five Monaco stations and obtained by Scott at one *Siboga* station.

PAREUCHAETA SCOTTI (Farran)

Euchaeta scotti FARRAN, Fisheries Ireland, Sci. Invest. for 1906, pt. 2, p. 42, pl. 3, figs. 11, 12, 1908.

Stations 4655; 5287. Identified by Sars from the first of these *Albatross* stations off the Peruvian coast and from four Monaco stations. As the latter were all in the northern Atlantic, these *Albatross* specimens constitute a first record from the Pacific.

PAREUCHAETA TONSA (Giesbrecht)

Euchaeta tonsa GIESBRECHT, Bull. Mus. Comp. Zool., vol. 25, No. 12, p. 251, pl. 4, figs. 9, 10, 1895.

Stations 2; 18; 76-78; 80; 2859; 4683; 4685; 4687; 4703; 4705; 4730; 4757; 5120; 5185; 5263; 5489. Identified by Sars at 9 of these *Alba-*

tross stations and at 34 Monaco stations and found in the *Siboga* and *Carnegie* planktons.

PAREUCHAETA TUMIDULA (Sars)

Euchaeta tumidula Sars, Bull. Mus. Océanogr. Monaco, No. 26, p. 15, 1905a.

Pareuchaeta tumidula Sars, Rés. camp. sci. Albert de Monaco, No. 69, p. 119, pl. 32, figs. 15-20, 1925.

Stations 27; 4667; 4679; 5120; 5287; 5319. Identified by Sars at the first three *Albatross* and at five Monaco stations, and present in the *Carnegie* list.

Genus PAROITHONA Farran, 1908

PAROITHONA PARVULA Farran

Paroithona parvula FARRAN, Fisheries Ireland, Sci. Invest. for 1906, pt. 2, p. 89, pl. 10, figs. 1-13, 1908.

Stations 5382; 5437. Established by Farran upon females taken in deep water off the west coast of Ireland and described in Sars (1918, p. 208) Crustacea of Norway. Not found in any of the plankton lists. The male still remains unknown.

Genus PENNELLA Oken, 1815

PENNELLA sp.

Station 5287. A single copepodid larva of some species of *Pennella* was taken in the tow at this station in the China Sea. A similar larva appears in the *Challenger* plankton and was named *Hessella cylindricum* by Brady. It is not, however, a matured adult but only a larva, and it swims about in the plankton until it finds a host to which it attaches itself and develops into some species of the parasitic genus *Pennella*. The larva cannot yet be specifically differentiated.

Genus PHAËNNA Claus, 1863

PHAËNNA SPINIFERA Claus

Phaënna spinifera CLAUS, Die freilebenden Copepoden, p. 189, pl. 31, figs. 1-7, 1863.

Stations 13; 16; 39; 48; 52; 54; 59; 65; 71; 75; 77; 3799; 3800; 3803; 3829; 3878; 3901; 3930; 3932; 3980; 4009; 4010; 4011; 4037; 4634; 4638; 4646; 4652; 4665; 4719; 4926; 5102; 5129; 5134; 5155; 5185; 5186; 5190; 5225; 5229; 5231; 5233; 5240; 5246; 5263; 5319; 5320; 5340; 5437; 5553; 5578; Fiji Islands; Charles Island, Galápagos. Identified by Sars from eight of these *Albatross* stations and from nine Monaco stations, appearing also in all the *Siboga* and *Carnegie* planktons.

Genus *PHYLLOPUS* Brady, 1883*PHYLLOPUS AEQUALIS* Sars

PLATE 27, FIGURES 394-396

Phyllopus aequalis Sars, Bull. Inst. Océanogr. Monaco, No. 377, p. 20, 1920; Rés. camp. sci. Albert de Monaco, No. 69, p. 344, pl. 124, figs. 7-9, 1925.

Stations 5185; 5437. Established by Sars upon a single female taken in the Monaco plankton west of Gibraltar. Up to the present time no second specimen had appeared, and so the species is not found in any of the lists. Both sexes were captured at these *Albatross* stations and the male is here described for the first time.

Female.—The chief characteristics of the female are the wide and somewhat flattened frontal margin between the bases of the first antennae; the very short and perfectly symmetrical posterior corners of the metasome; the perfect symmetry of the genital segment, which is fully as wide as long, with convex lateral margins; and the shortness of the first antennae, which scarcely reach the anterior margin of the fourth segment. The segments of the fifth legs are comparatively elongate and narrow, and the setae on the first and third segments are exceptionally long. Total length 3 mm. Metasome 2.35 mm. long, 1 mm. wide.

Male.—Metasome elliptical, not narrowed so much posteriorly as in the female, the posterior corners slightly longer and symmetrical. Urosome 5-segmented, all the segments approximately the same length and width, the anal segment reentrant posteriorly. Caudal rami nearly twice as long as wide and divergent; each with five setae, the outer one near the center of the lateral margin, the second inner one thicker and much longer than the others.

The left antenna is geniculate, the terminal portion made up of three segments, which together with the five segments in front of the flexure are elongate, narrow, and somewhat flattened. None of them are armed with setae except the two at the tip of the terminal portion. The rest of the antenna is gradually widened toward the base, and the segments are very short and indistinct with two or three long setae and numerous short ones. The fifth legs are shown in figure 395 and are considerably different from those in other species. The endopod of the left foot is quite small and only subtriangular in shape. The proximal segment of the exopod has a long process at the outer distal corner tipped with a spine. The terminal segment is stout and elongate with a short terminal spine and a longer subterminal one, curved like a sickle. The right basipod carries the rudiment of an endopod and a 2-segmented exopod, whose end segment is considerably flattened and somewhat cochleate. Total length 2.90 mm. Metasome 2 mm. long, 1 mm. wide.

Allotype male.—U.S.N.M. No. 74128; station 5185, latitude $10^{\circ}05'45''$ N., longitude $122^{\circ}18'30''$ E., between Panay and Negros.

Remarks.—In his description of the female Sars noted the similarity of the two species *aqualis* and *giesbrechti* but decided they were distinct species. As the *Albatross* plankton contained males of both these species, Sars' contention is proved to be correct.

PHYLLOPUS BIDENTATUS Brady

Phyllopus bidentatus BRADY, Voyage of H. M. S. *Challenger*, Zool., vol. 8, pt. 23, Copepoda, p. 78, pl. 5, figs. 7-16, 1883.

Stations 2; 26; 4609; 4663-4665; 4676; 4679; 4683; 4685; 4687; 4695; 4703; 4705; 4717; 4719; 4722; 4740; 5185. Identified by Sars at 18 of these 19 *Albatross* stations but not appearing in the Monaco plankton. Both sexes were found in the *Siboga* plankton and were described by Scott.

PHYLLOPUS GIESBRECHTI A. Scott

PLATE 27, FIGURES 397-399

Phyllopus giesbrechti A. SCOTT, Copepoda of the *Siboga*-Expedition, monogr. 29a, pt. 1, p. 149, pl. 46, figs. 1-6, 1909.

Station 5185. This species was established by A. Scott in the *Siboga* plankton upon three females from the Banda Sea. He considered them specifically distinct from *bidentatus* established by Brady in the *Challenger* report. As the species does not appear in any of the other lists, these *Albatross* specimens constitute the first record since the original discovery. Better than that, they include the male sex as well as the female and so permit the completion of the specific diagnosis, the male being described here for the first time.

Female.—Scott fully described and figured the female, citing the following distinguishing characters: The posterior corners of the metasome are practically symmetrical and do not reach the center of the genital segment. In a lateral view these corners are narrowly rounded and not pointed. The genital segment is longer than the first two abdominal segments combined and the caudal rami are twice as long as wide. Total length 2.80 mm.

Male.—Metasome elliptical, a little more than twice as long as wide and narrowed more posteriorly than anteriorly. Posterior corners symmetrical, the terminal spines curved inward, with a distinct sinus at the base on the inside, and overlapping the genital segment but little. Urosome 5-segmented, two-fifths as long as the metasome, and nearly uniform in width. Genital segment with parallel sides and a little longer than any of the other segments. First three abdominal seg-

ments equal in length; anal segment slightly longer and widened distally. Caudal rami twice as long as wide and parallel, each with five setae, the outer one at the center of the outer margin.

First antennae as long as the metasome, the right one very slender, the left one stouter and geniculate, the terminal portion 3-segmented. Second antennae, mouth parts, and first four pairs of legs like those of the female, fifth legs distinctive. The left basipod carries a triangular endopod attached by its apex, the other two angles rounded. The proximal segment of the exopod projects outside the base of the distal segment and is tipped with a spine. The end segment is much swollen and tipped with a stout spine, and the accessory movable spine is long, slender, and nearly straight. The right leg has no endopod, and the distal segment of the exopod is flattened into a lamina bent nearly at right angles. The part beyond the bend is boot-shaped, as in *helgae*, but carries on the heel a stout process tipped with a minute spine. Total length 2.60 mm. Metasome 1.90 mm. long, 0.90 mm. wide.

Allotype.—U.S.N.M. No. 74129; station 5185, latitude 10°05'45'' N., longitude 122°18'30'' E., between Panay and Negros.

Remarks.—Station 5185, where these *Albatross* specimens were obtained, is between Panay and Negros Islands not far from the Banda Sea where Scott's types were obtained. Referring to the comparison of this species with *aequalis*, mentioned under the latter species, we have here two females enough alike to make their separation somewhat difficult and two males exhibiting enough dissimilarity to make their separation imperative. Evidently this is an instance where both sexes are necessary to make satisfactory specific diagnoses.

PHYLLOPUS HELGAE Farran

Phyllopus helgae FARRAN, Fisheries Ireland, Sci. Invest. for 1906, pt. 2, p. 83, pl. 9, figs. 5, 6, 1908.

Stations 5120; 5320. Farran's type specimens were obtained in the deep Atlantic off the west coast of Ireland. The species was found also in the Monaco, *Siboga*, and *Carnegie* planktons.

PHYLLOPUS IMPAR Farran

Phyllopus impar FARRAN, Fisheries Ireland, Sci. Invest. for 1906, pt. 2, p. 84, pl. 9, figs. 1-4, 1908.

Stations 4664; 5120. Established by Farran upon female specimens from the northern Atlantic, and afterward both sexes were described in the *Siboga* plankton and in the Monaco plankton. The Monaco specimens came from the northern Atlantic as did the types, but the *Siboga* specimens came from the Malay Archipelago in the Pacific.

PHYLLOPUS MUTICUS Sars

PLATE 15, FIGURE 189

Phyllopus muticus Sars, Bull. Inst Océanogr. Monaco, No. 101, p. 26, 1907; Rés. camp. sci. Albert de Monaco, No. 69, p. 345, pl. 124, figs. 10–16, 1925.

Station 4687. Identified by Sars at this *Albatross* station between Callao, Peru, and Easter Island and at three Monaco stations but not found in the *Siboga* or *Carnegie* planktons.

Genus PLEUROMAMMA Giesbrecht, 1898

PLEUROMAMMA ABDOMINALIS (Lubbock)

Diaptomus abdominalis LUBBOCK, Trans. Ent. Soc. London, new ser., vol. 4, p. 28, pl. 10, figs. 1–8, 1856.

Stations 2; 27; 34; 49; 60; 65; 236; 2859; 3799; 3867; 3878; 3901; 4574; 4580; 4590; 4619; 4635; 4638; 4640; 4644; 4652; 4655; 4657; 4681; 4689; 4700; 4707; 4717; 4719; 4721; 4730; 4734; 4740; 4757; 4758; 4926; 4952; 5120; 5129; 5133; 5180; 5185; 5186; 5190; 5196; 5224; 5227; 5231; 5233; 5234; 5263; 5319; 5422; 5437; 5451. Identified by Sars from 22 of these *Albatross* and from 71 Monaco stations and present also in the *Challenger*, *Siboga*, and *Carnegie* planktons. The species is well distributed and under favorable conditions often congregates in large numbers.

PLEUROMAMMA BOREALIS (F. Dahl)

Pleuromma boreale F. DAHL, Zool. Anz., vol. 16, No. 415, p. 105, 1893.

Stations 19; 5263. Established by F. Dahl upon specimens from the northern Atlantic and not appearing in any of the plankton reports.

PLEUROMAMMA GRACILIS (Claus)

Pleuromma gracile CLAUS, Die freilebenden Copepoden, p. 197, pl. 5, figs. 7–11, 1863.

Stations 1; 3; 6–8; 11; 13; 14; 16; 18; 19; 21–25; 27; 33; 34; 36; 41; 42; 48; 63; 65–67; 77; 79; 2195; 3765; 3799; 3800; 3867; 3878; 3901; 4574; 4640; 4644; 4646; 4652; 4685; 4700; 4707–4710; 4719; 4722; 4728; 4730; 4757; 4760; 4766; 4793; 4806; 4926; 5110; 5120; 5125; 5129; 5180; 5185; 5186; 5190; 5196; 5223; 5224; 5227; 5229; 5231; 5233; 5234; 5240; 5246; 5263; 5422; 5424; 5434; 5437; 5451; Sabtán, Nasugbu Bay, and Luzón Island, Philippine Islands. Identified by Sars from 35 of these *Albatross* stations and from 39 Monaco stations; also present in the *Siboga* and *Carnegie* planktons.

PLEUROMAMMA PISEKI Farran

PLATE 27, FIGURES 400, 401

Pleuromamma piseki FARRAN, British Antarctic (*Terra Nova*) Exped., 1910, Zool., vol. 8, No. 3, p. 261, figs. 23, 24, 1929.

Stations 3799; 3878; 4644; 5110; 5185; 5196; 5227; 5229; 5234; 5246; 5263; 5320; Nasugbu Bay and Luzón Island, Philippine Islands. Established by Farran upon specimens from the north temperate and tropical Atlantic and not found in any of the plankton lists. In Steuer's revision of the genus *Pleuromamma* (1932, p. 34), *P. piseki* is not admitted as a separate species but is made a variety of *gracilis*. However, the genital segment is indented on the left side, there is a large pigmented area around the genital pore, and the fifth legs show differences in both sexes.

PLEUROMAMMA QUADRUNGULATA (F. Dahl)

Pleuromma quadrangulatum F. DAHL, Zool. Anz., vol. 16 (1894), No. 415, p. 105, 1893.

Stations 4760; 5246; 5263; 5437. Established upon specimens from the tropical Atlantic and appearing in the *Carnegie* plankton.

PLEUROMAMMA ROBUSTA (F. Dahl)

Pleuromma robustum F. DAHL, Zool. Anz., vol. 16 (1894), No. 415, p. 105, 1893.

Stations 18; 63; 2195; 3799; 4574; 4583; 4585; 4587; 4594; 4598; 4627; 4652; 4681; 4700; 4705; 4717; 4719; 4785; 5120; 5129; 5185; 5186; 5196; 5231; 5233; 5246; 5320; 5437. Identified by Sars from 9 of these *Albatross* stations and 22 Monaco stations, and present in the *Carnegie* list.

PLEUROMAMMA XIPHIAS (Giesbrecht)

Pleuromma xiphias GIESBRECHT, Atti Accad. Lincei, Rome, ser. 4, vol. 5, sem. 2, p. 25, 1889; Fauna und Flora des Golfes von Neapel, monogr. 19, pp. 347, 357, pl. 32, fig. 14; pl. 33, figs. 42, 45, 50, 1892.

Stations 1; 2; 18; 60; 222; 3712; 3799; 3800; 3878; 4611; 4619; 4637; 4681; 4685; 4687; 4689; 4691; 4695; 4700; 4703; 4705; 4707; 4709; 4715; 4717; 4719; 4721; 4722; 4724; 4730; 4732; 4734; 4740; 4742; 4743; 4746; 4757; 4766; 4926; 4952; 5063; 5120; 5125; 5129; 5155; 5179; 5180; 5185; 5186; 5190; 5196; 5223; 5224; 5227-5229; 5231; 5233; 5246; 5263; 5287; 5320; 5422; 5437; 5451; 5633; Sabtán Island, Philippine Islands. Identified by Sars at 30 of these *Albatross* stations and at 64 Monaco stations; also found in the *Siboga* and *Carnegie* planktons.

Genus PONTELLA Dana, 1846

PONTELLA ATLANTICA (Milne Edwards)

PLATE 15, FIGURES 190-191; PLATE 19, FIGURE 249

Pontia atlantica MILNE EDWARDS, Hist. Nat. Crust., vol. 3, p. 420, pl. 39, 1840.

Stations 139; 3807; 3822; 3864; 3908; 3981; 4010; 4190; 4574; 4588; 4611; 4615; 4617; 4640; 4667; 4680; 4692; 4731; 4952; 5223. Identified by Sars from six of these *Albatross* stations and from nine Monaco sta-

tions; also found in the *Carnegie* plankton. The urosome is very asymmetrical in the female and covered with dorsal plates twisted to the right and ending in long acuminate spines on the right side. The spine on the right posterior corner of the metasome is very broad and bifid at its tip.

PONTELLA CERAMI A. Scott

PLATE 27, FIGURES 402, 403

Pontella cerami A. SCOTT, Copepoda of the *Siboga*-Expedition, monogr. 29a, pt. 1, p. 163, pl. 53, figs. 8-15, 1909.

Caldera Bay anchorage, west coast of Mindanao, Philippine Islands. Established by Scott upon two males taken in the Banda Sea in a vertical haul from 1,900 meters to the surface. At this anchorage in the Sulu Sea the net was set at the surface in the tidal current.

Male.—Head narrowed to a blunt point over the rostrum and armed with lateral hooks; fifth segment well separated from the fourth, with spines at the posterior corners that nearly reach the distal margin of the genital segment. The genital segment is dilated at its posterior end, and the second abdominal segment is longer than the third and fourth combined. The caudal rami are also as long as these last two abdominal segments together. In the right fifth leg the hand of the chela is rather slender but strongly muscled; the thumb is long and slender and curved inward; the movable finger is stout and more strongly curved inward than the thumb. At the center of the inner margin of the hand is a short process terminating in a lanceolate spine, with a slender spine at its base on the side next to the thumb. The end segment of the left leg is tipped with three spines and has a pad along its inner margin fringed with hairs.

Remarks.—As the female of this species is still unknown, it is of course possible that these specimens may ultimately prove to be the males of some species now founded upon females alone. Until that can be proved, however, Scott's species remains valid.

PONTELLA CHIERCHIAE Giesbrecht

PLATE 28, FIGURES 408, 409

Pontella chierchiaie GIESBRECHT, Atti Accad. Lincei, Rome, ser. 4, vol. 5, sem. 2, p. 28, 1889; Fauna und Flora des Golfes von Neapel, monogr. 19, pp. 462, 478, pl. 24, figs. 12, 27, 38; pl. 40, figs. 19, 22, 26, 35, 1892.

Stations 4607; 5223; 5226. Giesbrecht's type specimens came from the vicinity of Hong Kong, and these are the first to be reported since the original discovery. *Albatross* stations 5223 and 5226 are just west of Luzón in the China Sea, very near the type locality. The fact that this species does not appear in any of the plankton lists and that the

two localities where it has been found are so close together suggests that it is very limited in its distribution. As can be seen in the figure the fifth legs of the female have more spines than usual upon the exopods, while the endopods are conical and unarmed. In the right leg of the male the thumb is long and slender, while the movable finger is stout, enlarged both at its tip and at its base and between the two enlargements is very sharply bent. The hand of the chela has a single projection on its inner margin tipped with a short spine.

PONTELLA DANAE Giesbrecht

PLATE 16, FIGURES 195-197

Pontella danae GIESBRECHT, Atti Accad. Lincei, Rome, ser. 4, vol. 5, sem. 2, p. 28, 1889; Fauna und Flora des Golfes von Neapel, monogr. 19, pp. 461, 477, pl. 24, figs. 32, 33, 35, 40; pl. 40, figs. 16, 20, 1892.

Stations 9; 27; 30; 31; 236; 3412; 3683; 3912; 4592; 4611; 4615; 4619; 4635; 4640; 4650; 4659; 4685; 4714; 4716; 4741; 4952; 5319; H. 3786. Identified by Sars from 15 of these *Albatross* stations; not found in the Monaco plankton; present at only a single station in the *Siboga* plankton and at two stations in the *Carnegie* plankton. It can be easily recognized by the great dissimilarity in the caudal rami, the right one being four times as large as the left.

PONTELLA DENTICAUDA A. Scott

Pontella denticauda A. SCOTT, Copepoda of the *Siboga*-Expedition, monogr. 29a, pt. 1, p. 161, pl. 52, figs. 1-12, 1909.

A single female was found at Caldera Bay anchorage, west coast of Mindanao, Philippine Islands. Scott had 50 specimens, including both sexes, from the tropical Pacific a little south of the Philippines. Not found in any of the other plankton lists.

PONTELLA DIAGONALIS, new species

PLATE 28, FIGURES 410-413

Station 5553. A single female was captured at the surface at this station off Jolo Island in the Philippines.

Female.—Metasome elliptical, two and a half times as long as wide; base of the rostrum projecting as a rounded knob from the center of the forehead; lateral hooks stout and strongly curved. Posterior end of metasome squarely truncated, with a large triangular spine at each corner. These spines are symmetrical, with a wide flange on the inside at the base, are acutely pointed, and reach to the posterior margin of the genital segment. The fifth segment is very short and imperfectly separated from the fourth. On the midline of the dorsal surface is a longitudinal row of dark circular spots, one at the posterior margin of each of the first four thoracic segments. The anterior one is the

largest, and they diminish in size backward, the last one being scarcely larger than an ordinary period mark (compare with *Pontella meadri*, fig. 417).

Urosome one-third as long as the metasome and extremely asymmetrical. The genital segment is covered by a dorsal carapace, which projects backward over the abdomen and the left caudal ramus. This carapace is raised into a dorsal knob at the right posterior corner of the genital segment, and is produced into a stout curved spine in front of the outer margin of the right caudal ramus. The left side of the carapace is raised into a smaller knob at the left posterior corner of the genital segment, and is then produced diagonally backward into a spatulate process covering the abdomen and most of the left caudal ramus. This carapace is in contact with the dorsal surface of the genital segment but is raised above the abdomen and caudal ramus. The abdomen is 1-segmented and almost entirely concealed in dorsal view. The caudal rami are very unequal, the right one nearly twice as large as the left and pointed at the tip. Each carries five setae, three on the outer margin, one on the inner margin, and one terminal.

The first antennae reach only to the center of the third thoracic segment and are rather slender. The fifth legs are exceptionally long, reaching to the tips of the caudal rami but are slender. The exopod is four times as long as the endopod and curved inward, with three small spines on the outer margin and a large acuminate terminal spine. The endopod is bifurcate at its tip for more than a third of its length. Total length 4 mm. Metasome 3.15 mm. long, 1.30 mm. wide.

Type.—U.S.N.M. No. 74130; station 5553, latitude 5°51' N., longitude 120°46'30" E., off Jolo, Philippine Islands.

Remarks.—The urosome shows a marked diagonal asymmetry to the left, whence the specific name. The rostrum has a large outer and inner eye, and the fifth legs are exceptionally long for a copepod of this size.

PONTELLA FERA Dana

PLATE 28, FIGURE 414

Pontella fera DANA, Proc. Amer. Acad. Arts and Sci., vol. 2, p. 34, 1849; United States Exploring Expedition, 1838-1842 (Wilkes), vol. 14, pt. 2, Crustacea, p. 1169, 1853; pl. 82, fig. 5 a-1, 1855.

Stations 173; 236; 3878; 4011; 5223; 5240; 5246; 5299; 5415; 5601. Established by Dana upon specimens from north of the Samoan Islands and appearing only in the *Siboga* plankton list. It has been reported, however, from the tropical Pacific and Indian Oceans by Wolfenden (1905a, p. 1021) and Sewell (1914, p. 237; 1932, p. 377). Dana's female specimens belong to this species, but the male whose fifth leg is shown on Dana's plate 82, fig. 5, 1, is the male of *tenuiremis*

and not of *fera*. The fifth legs of a *fera* male are seen in figure 414 and may be identified by the three fingerlike processes on the hand of the chela of the right leg. One of these is near the base of the movable finger, and the other two are at the opposite end of the hand, and when the chela is closed the finger shuts down between them. These last two are unequal in length; the longer one is blunt at its tip and transversely wrinkled, the shorter one smooth and acute. Behind these two processes on what might be termed the wrist of the hand is a circular lamina projecting outward and sidewise.

PONTELLA GRACILIS, new species

PLATE 27, FIGURES 404-407

Station 5223. Five females were found in the plankton at this station between the islands of Luzón and Marinduque in the Philippines in a surface tow.

Female.—Metasome elongate elliptical, three and a half times as long as wide and narrowed but very little at each end. Head conically rounded in front, with well-defined lateral hooks; rostrum very large for so small a copepod and bifurcate to the very base, the branches acuminate. Fourth and fifth segments fused, the posterior corners bluntly rounded and reaching the center of the genital segment. Urosome half as wide and, without the caudal rami, less than a third as long as the metasome and 3-segmented. The anal segment is the longest and the middle segment the shortest, and all three are about the same width. The caudal rami are twice as long as wide but are much shorter than the anal segment, and are somewhat divergent.

The first antennae do not quite reach the urosome and are rather slender and sparsely setose. The endopod of the second antenna is 3-segmented, and the exopod just reaches its tip. The fifth legs are unlike those of other species in the genus; the two basipod segments are much swollen, the second one diagonally cut at the inner corner for the attachment of the endopod. The latter is conical, half as long as the exopod, and bluntly rounded at its tip without bifurcation. The exopod is twice the width of the endopod at its base and is narrowed distally and obliquely truncated at its tip, with a short acute spine at each corner. Total length 2 mm. Metasome 1.70 mm. long.

Types.—U.S.N.M. No. 74131; station 5223, latitude 13°36' N., longitude 121°25'30'' E., off Santa Cruz, Philippine Islands.

Remarks.—This species may be recognized by its minute size, its short first antennae, and the details of the fifth legs.

PONTELLA LOBIANCOI (Canu)

PLATE 28, FIGURES 415-416

Pontellina lobiancoi CANU, Bull. Sci. France et Belgique, vol. 19, p. 101, pl. 8, figs. 7, 8; pl. 9, 1888.

Stations 14; 2396; 4615; 4692; 4952. Identified by Sars from three of these *Albatross* stations and one Monaco station and otherwise present only in the *Carnegie* plankton. Both sexes were briefly described and excellently figured by A. Scott (1906, p. 50). Figures of the fifth legs in both sexes by means of which the species can be easily identified are here reproduced.

PONTELLA MEADII Wheeler

PLATE 28, FIGURES 417-419

Pontella meadii WHEELER, Bull. U. S. Fish Comm., vol. 19 (for 1899), p. 180, fig. 17, 1901.

Station 2396. A single female was obtained from this station in the Gulf of Mexico. Originally established by Wheeler upon specimens obtained in Woods Hole Harbor, it has been found also in Chesapeake Bay. When alive or freshly preserved there is a row of dark blotches, one on each segment, along the dorsal midline of the metasome. These, in connection with the shortness of the urosome, will ordinarily identify the species. However, the characteristic spots slowly fade away in preserved material. The details of the fifth legs in both sexes must then be called upon to furnish the specific characters, especially the right fifth leg of the male, as seen in figure 419. In United States National Museum Bulletin 158 (Wilson, 1932, p. 154) it was said: "This seems to be a southern form that appears within the present area [Woods Hole] during the summer." The discovery of the species in Chesapeake Bay and now in the Gulf of Mexico supports such a suggestion.

PONTELLA PRINCEPS Dana

Pontella princeps DANA, Proc. Amer. Acad. Arts and Sci., vol. 2, p. 34, 1849; United States Exploring Expedition, 1838-1842 (Wilkes), vol. 14, pt. 2, Crustacea, p. 1168, 1853; pl. 82, fig. 4 a-c, 1855.

Stations 3927; 4190. Originally established by Dana in the Wilkes plankton upon specimens from the tropical Pacific southwest of Tongatabu; later recorded in the *Siboga* and *Carnegie* plankton.

PONTELLA PULVINATA, new species

PLATE 16, FIGURES 198-204; PLATE 19, FIGURE 245; PLATE 35, FIGURE 532

Sixty specimens, including both sexes, were captured in a surface tow off Robben Island in the Okhotsk Sea at an unnumbered station.

Female.—Metasome elliptical, three times as long as wide, strongly narrowed anteriorly; head bordered on each side by a wide membrane carrying a lateral hook. The fourth and fifth segments are fused, and the posterior corners are produced into thick fleshy triangular pads, suggesting the specific name. These pads are assymetrical, the

one on the right wider and longer than the one on the left, nearly reaching the posterior margin of the genital segment. The posterior ends of the pads are broadly rounded with a minute spine at the very tip, which is easily overlooked.

The urosome is 3-segmented and very asymmetrical; the dorsal surface of the genital segment is produced to the left and backward into a curved spine, which nearly reaches the tip of the caudal ramus. On the right side of the segment and nearer the posterior margin is a short blunt process curved over ventrally, and usually concealed in dorsal view by the right pad at the corner of the thorax. This pad and the genital segment were separated under pressure, bringing this process into view dorsally, as in figure 532. On the left side is a rounded process projecting to the left and covered in dorsal view by the left pad at the corner of the metasome. Both pads were removed for the drawing in figure 245. The basal abdominal segment is much larger than the anal segment, with an angular process at the center of the right side and a rounded process at the anterior corner of the left side. The anal segment is about half as long and wide as the basal segment, and its dorsal surface is produced backward over the bases of the caudal rami in a 3-lobed process which reaches the center of the rami. The latter are longer than wide and the left one is a little larger than the right.

The first antennae reach the center of the last thoracic segment and are very slender but moderately setose. The exopod of the second antenna is a little shorter than the endopod and considerably narrower. The chewing blade of the mandible has a long conical tooth at the outer corner, then a shorter spherical tooth tipped with a spine, followed by three triangular teeth, the first two bifid at the tip. The palp has an exceptionally long basal portion and two short rami, each made up of a single segment. The endopod of the first leg is 3-segmented, of the second, third and fourth legs 2-segmented. The fifth legs are slender, the exopods twice as long as the endopods and each ramus 1-segmented. The endopods are bifurcate at their tips, the inner branch longer than the outer. Each exopod has three spines at its tip, the middle one the longest, and a small spine on the outer margin near the center. Total length 3.75 mm. Metasome, excluding pads, 3 mm. long, 1.12 mm. wide.

Male.—Metasome proportionally narrower than in the female; head with similar flanges on each side armed with lateral hooks. Posterior corners of the last thoracic segment very asymmetrical, on the left side a pad similar to those in the female, on the right side a long and slender spine reaching back to the center of the antepenultimate segment of the abdomen. The genital segment is considerably enlarged and is produced outward on the right side at the posterior corner into a short process cleft at its tip. The abdomen is 4-segmented and nar-

rower than the genital segment, the first two segments of the same length, the third one three-fifths, the anal segment two-fifths as long. The caudal rami are twice as long as wide and symmetrical.

The first antennae are longer than in the female and reach the genital segment. The right one is geniculate, and four of its middle segments, beginning with the second one behind the hinge, are enlarged to twice the diameter of the others and the first two have a crest fringed with small teeth on their outer margin. The second antennae, mouth parts, and first four pairs of legs are like those of the female. The fifth legs are shown in figure 204; each is uniramous and 4-segmented. The terminal segment of the right leg is transformed into a stout spherical chela without spines or processes. The terminal segment of the left leg is tipped with a slender, curved claw and a stout spine. The second segment of this leg carries at its distal end a small spine which might be regarded as the rudiment of an endopod. Total length 2.90 mm. Metasome 2.40 mm. long, 0.76 mm. wide.

Types.—U. S. N. M. No. 70747, off Robben Island, Okhotsk Sea.

Remarks.—The complicated asymmetry of the urosome in the female and the last segment of the metasome in the male are sufficient to identify this new species. It appears to be local in its distribution.

PONTELLA SECURIFER Brady

PLATE 17, FIGURES 207-214; PLATE 28, FIGURES 421-425

Pontella securifer BRADY, Voyage of H. M. S. *Challenger*, Zool., vol. 8, pt. 23, Copepoda, p. 96, pl. 45, figs. 1-9, 1883.

Stations 3; 5; 13; 16; 19; 31; 223; 3829; 3930; 3932; 3980; 3981; 4009; 4010; 4037; 4190; 4712; 4952; 5133; 5155. Figured and very briefly described in 8 lines by Brady in his *Challenger* report from a few specimens from the mid-Pacific; again figured and briefly described, 4 lines only, by Giesbrecht in his Naples monograph. Later listed from 13 *Siboga*, 2 Monaco, and 4 *Carnegie* stations without further description or figures. A number of females and males were found at these *Albatross* stations, of which the first 6 were identified by Sars, who also made some excellent pencil drawings of them. As Brady's and Giesbrecht's descriptions and figures, the only ones ever published, are not only very inadequate but also misleading in some details, Sars' figures are here reproduced with full descriptions of both sexes.

Female.—Metasome elliptical, four times as long as wide and but little narrowed at each end. Head more or less fused with the first segment, the lateral hooks small and nearly straight. Dorsal eyes well separated, the two rostral lenses with their inner walls in contact and swollen into a large sphere. Posterior corners of metasome produced into triangular acute spines, the one on the left much larger

than the one on the right and reaching the center of the caudal rami. Urosome nearly half as wide as the metasome but less than a fifth as long and 2-segmented. Genital segment much larger than the anal segment and covered with an irregular dorsal carapace, which is widened posteriorly and extends backward to cover all the anal segment and more or less of the caudal rami. In both Brady's and Giesbrecht's figures this dorsal carapace is widened but little posteriorly, and is armed on the dorsal surface with several processes and spines arranged irregularly, as seen in figure 422, and much of both caudal rami is visible dorsally. This was true of only two of the *Albatross* specimens; in all the others the entire left ramus was covered and most of the right one, and in three specimens nothing could be seen of the rami from above. Again the posterior margin of this carapace is not uniform but varies considerably. In most of the specimens it was like that shown in figure 207 or the slight variation seen in figure 209, but in two females it was shaped as in figure 421, and in three others it had the scalloped margin seen in figure 423. The right caudal ramus is twice as large as the left and each is armed with five plumose setae.

The first antennae are rather slender and reach the middle of the third thoracic segment. The exopod of the second antenna is slender and considerably shorter than the endopod. The maxillipeds are large and stout and armed with strong setae. The endopods of the first legs are made up of three segments, the first with one, the second with two, and the third with five inner setae. Each ramus of the fifth leg is 1-segmented, the exopod four times as long as the endopod, strongly curved inward, with four small spines on the convex margin and acuminate at the tip. The endopod is bifurcate for about one-third of its length and attached at an angle to the inner distal corner of the basipod. Total length 4.25 to 4.50 mm. Metasome, including the spines at the posterior corners, 4 mm. long, 0.90 mm. wide.

Male.—Metasome similar to that of the female but narrower, more pointed anteriorly, and with nearly symmetrical spines on the posterior corners, reaching the posterior margin of the genital segment. Head separated from the first segment, its lateral hooks longer than those of the female and curved. Urosome less than a fourth as wide as the metasome and 5-segmented; Brady's statement that it is 3-segmented is erroneous; it is perfectly symmetrical in strong contrast to the very irregular urosome of the female. The caudal rami are also symmetrical, more than three times as long as wide, and slightly curved, each with five setae, one of which is sometimes lengthened.

The grasping (right) antenna is shown in figure 212 and corresponds to those figured by Brady and Giesbrecht. The other appendages are like those of the female except, of course, the fifth legs. In the chela of the right fifth leg the movable finger is slender and

bent into a half circle, and the thumb is short, straight, and blunt. Inside of the thumb is a longer curved process, transversely ridged, then an acute spine and a hemispherical process. The end segment of the left leg is tipped with two equal spines, with three other spines and long rows of hairs on the surface. The fifth legs of each of the 35 males were apparently like all the others. Total length 4.10 mm. Metasome 3.33 mm. long, 0.83 mm. wide.

Remarks.—The female of this species shows a great deal of variation, and there might be an inclination to create several varieties. But since the males do not show any tendency toward variation it seems better to keep them all together in a single undivided species. A fully developed male and two females have been given U.S.N.M. No. 74132, and five females showing differences in the dorsal pattern of the urosome have received U.S.N.M. No. 74133. Figures 211 and 214 are from immature specimens, figures 424 and 425 from fully developed specimens.

PONTELLA SURRECTA, new species

PLATE 29, FIGURES 426-430

Stations 5110; 5262; Romblon Island, and Nasugbu Bay, Philippine Islands. A single female was taken at the surface at Romblon Island and three females and a male at Nasugbu Bay, southern Luzón. Since the description of this species was written, additional specimens were found from station 5110 off southern Luzón and from station 5262 off eastern Mindoro, Philippine Islands.

Female.—Metasome elliptical, two and a half times as long as wide; head short and very wide, with curved lateral hooks. Fourth and fifth segments fused and somewhat squarely truncated posteriorly, with asymmetrical spines at the corners. The one on the left side is longer and wider than the one on the right, and both are lobed on the inside at the base and mucronate at the tip. The urosome is less than a fourth as wide and a fifth as long as the metasome and 2-segmented. The genital segment is three times as long as the anal and is turned upward at its posterior end into a dorsal protuberance as large as the segment itself. The protuberance is curved over backward and twisted a little to the left entirely concealing the abdomen in dorsal view. It ends in a point over the left caudal ramus, which is considerably smaller than the right one.

The first antennae are slender and short, not reaching the center of the third thoracic segment. The exopod of the second antenna is very slender, much shorter than the endopod, and made up almost entirely of the second segment. Both rami of the first legs are 3-segmented, the endopod just reaching the distal end of the second exopod segment. The first endopod segment carries one inner seta, the second

segment two, and the third segment five. The outer spine on the second exopod segment is considerably enlarged. The fifth legs are not quite symmetrical, the left one a little larger than the right. The exopods are three times as long as the endopods, curved inward, and each has a small spine at the center of the outer margin. The endopod is very small, its distal third bifurcate with the branches acutely pointed. Total length, including caudal rami, 3.60 mm. Metasome 3 mm. long, 1.20 mm. wide.

Male.—Metasome more slender than in the female, almost three times as long as wide, and narrowed considerably posteriorly, a small protuberance at the left posterior corner but only the rudiments of one at the right corner. Urosome symmetrical, a third as long as the metasome if the caudal rami are included and a fifth as wide, 5-segmented, the anal segment very short. Caudal rami as long as the last three abdominal segments combined and curved like parenthesis marks.

First antennae as short as in the female, the right one geniculate; second antenna, mouth parts, and first four pairs of legs like those of the female. The fifth legs are very simple and of small size; the movable finger of the chela on the right leg is slender, nearly straight, and armed on its inner margin with two small setae. The hand is also slender and unarmed, while the thumb is rodlike, attached to the very base of the hand and curved inward. The last segment of the left leg is pointed and covered with hairs. Total length, including caudal rami, 3.40 mm. Metasome 2.67 mm. long.

Types.—U.S.N.M. No. 74134; Romblon Island, Philippine Islands.

Remarks.—This species is easily recognized by the large dorsal upturn of the posterior end of the genital segment and the asymmetry of the posterior corners of the metasome. The upturn has given rise to the specific name, and the extension of the musculature to its very tip shows it to be an intrinsic part of the segment itself and not an extrinsic growth.

PONTELLA TENUIREMIS Giesbrecht

PLATE 17, FIGURES 215-219; PLATE 29, FIGURE 431

Pontella tenuiremis GIESBRECHT, Atti Accad. Lincei, Rome, ser. 4, vol. 5, sem. 2, p. 28, 1889; Fauna und Flora des Golfes von Neapel, monogr. 19, pp. 462, 477, pl. 24, figs. 6, 24-26; pl. 40, figs. 3, 4, 7, 37, 1892.

Stations 15; 3822; 3878; 3898; 4010; 4011; 4642; 4669; 4683; 4685; 4696; 4700; 4735; 4738; 5415; Ellice Islands; Beaver Harbor, Vancouver Island, British Columbia. Established by Giesbrecht upon specimens taken in the tropical Pacific; subsequently reported by Thompson and Scott (1903, p. 252) from Ceylon; and found well distributed in the Pacific by the *Carnegie*. Dana wrongly assigned

the male from the Wilkes plankton to the species *fera* (see remarks under this species, p. 293). Giesbrecht's description and figures are the only ones thus far published, and again Sars' pencil sketches differ from them in enough details to warrant their reproduction here. A comparison of the urosomes shown in figures 215 and 216 with those appearing in figures 3 and 4 of plate 40 of the Naples monograph will show that in this genus, where the urosome is often so asymmetrical as to become grotesque or bizarre, too much specific value must not be placed upon its exact details. They must be expected to vary in a greater degree than in those genera where normal symmetry prevails. In consequence, the details of the appendages assume greater specific value.

PONTELLA VALIDA Dana

PLATE 29, FIGURES 432-444

Pontella valida DANA, United States Exploring Expedition, 1838-1842 (Wilkes), vol. 14, pt. 2, Crustacea, p. 1171, 1853; pl. 82, fig. 6a-g, 1855.

Stations 5105; 5133; 5175; 5176; 5299; 5460; Butauanan Island, Philippine Islands. In the Wilkes plankton Dana described a species that he named *valida*, founded upon male specimens from north of New Zealand. From the *Challenger* plankton Brady described both sexes of a new species that he called *elephas*. The descriptions of the male as given by Dana and Brady correspond so fully as to leave no doubt that they are the same species. This gives Dana's specific name, *valida*, precedence and makes Brady's name *elephas* a synonym. It was not present in any of the other plankton lists.

Claus (1893, p. 274), in a "Revision of the Pontellidae," established a new subgenus *Ivellopsis*, to include Dana's and Brady's species, although he acknowledged that the details of the two species were really too meager to warrant such an action. Giesbrecht (1898, p. 139), however, upon the same meager details raised the subgenus to full generic rank, discarding Dana's species as invalid. The generic diagnosis given is inaccurate and contains no real generic difference, so the genus cannot be accepted. This species corresponds so closely in its general makeup to the other species of the genus *Pontella* that it must be placed in that genus. The plankton at these *Albatross* stations contained specimens of both sexes in sufficient numbers to permit the complete redescription.

Female.—Metasome elliptical, a little less than three times as long as wide; head triangular and rather sharply pointed in front but without a crest. Rostrum stout and pointed directly downward, the distal third bifurcate without a lens. Dorsal eyes large, close together, and more or less concealed by their opaque covering. Fourth and fifth segments separated, the latter very short and squarely truncated

with small triangular spines at the posterior corners. Urosome one-fourth as long as the metasome and one-third as wide; 3-segmented. Genital segment rectangular, one-half longer than the two abdominal segments combined, with a rounded process on each side near the base and a conical process near the center of the ventral surface. Brady's figure (1883, pl. 38, fig. 14) gives the idea that the lateral processes are below the level of the dorsal surface of the segment, but he says nothing about it in the text. In reality they are flush with the dorsal surface and extend only a short distance down on the lateral surface. The left process is a little larger than the right and nearer the base of the segment, and each is joined to the segment by a narrow neck. The abdomen is 2-segmented, the two segments being about the same length, but the anal segment is cut nearly to its base by a triangular anal sinus. The caudal rami are somewhat divergent, enlarged distally, and more than twice as long as wide, with a fringe of hairs on their inner margins.

The first antennae reach only to the center of the third thoracic segment; the exopod of the second antenna is shorter than the endopod and 5-segmented, with four setae. The chewing blade of the mandible is considerably widened distally and armed at the outer corner with two large blunt teeth tipped with minute spines, and separated by a wide and deep sinus. Then come two medium blunt teeth, tipped with minute spines, close together, and three small sharp teeth at the inner corner with a seta on the lateral margin. The first maxilla is almost exactly like that of *Pontella lobiancoi* as figured by Giesbrecht. The maxilliped is 7-segmented, the second segment as long as the first and armed with five processes on the inner margin carrying setae. The five distal segments combined are no longer than the second segment and each carries two setae on its inner margin. The exopods of the first four pairs of legs are 3-segmented; the end segment with two spines on the outer margin, one at the distal corner and a terminal spine as long as the segment itself, with an outer serrate flange. The endopods reach the distal end of the second exopod segment, the first endopod 3-segmented, the others 2-segmented. Each fifth leg is biramose, the rami 1-segmented, the exopod three times as long as the endopod, with three small spines on its outer margin and two at the tip. The endopod is acuminate, unarmed, and undivided. Total length 3.20 mm.

Male.—Metasome elliptical and not narrowed at either end; head broadly rounded in front and without the spine shown in Brady's figure. Fourth and fifth segments completely fused and smoothly rounded at the posterior corners. Urosome made up of four segments of about the same length and width, the anal segment without a posterior sinus. Caudal rami elongate, divergent, not enlarged distally, and three times as long as wide.

The right first antenna is geniculate, the terminal portion made up of four indistinctly separated segments. The enlarged middle section of this antenna has on its inner margin three large fingerlike processes similar to those figured by Scott in the *Siboga* plankton upon the antenna of *forficula*. The second antenna, mouth parts, and first four pairs of legs correspond to those of the female. The two fifth legs are about the same length; the chela on the right leg is subrectangular, the hand turned back along the second segment. The movable finger at the distal end of the hand is elongate and bent abruptly at right angles near its center, with three setae on its inner margin. The thumb at the base of the hand is rodlike, curved, and unarmed. Total length 3 mm. Metasome 2.50 mm. long, 1.10 mm. wide.

Remarks.—Brady's specimens came from among the Philippine Islands, as did these Albatross specimens. A male and female have been given U.S.N.M. No. 74135 as specimens of the two sexes here united.

Genus PONTELLINA Dana, 1853

PONTELLINA PLUMATA (Dana)

Pontella plumata DANA, Proc. Amer. Acad. Arts and Sci., vol. 2, p. 27, 1849.

Pontellina plumata DANA, United States Exploring Expedition, 1838-1842 (Wilkes), vol. 14, pt. 2, Crustacea, p. 1135, 1853; pl. 79, fig. 10a-d, 1885.

Stations 5; 7; 15; 24; 26; 27; 30; 65; 2195; 3799; 3829; 3878; 3901; 3980; 4009; 4010; 4037; 4190; 4588; 4615; 4638; 4644; 4646; 4648; 4735; 4743; 4765; 4952; 5102; 5133; 5134; 5155; 5175; 5180; 5186; 5190; 5196; 5223; 5231; 5246; 5262; 5319; 5320; 5334; 5338; 5382; 5415; 5530; H. 3782; Sabtán Island, Philippine Islands; Fiji Islands; Marshall Islands. Present in all the plankton lists and widely distributed but in limited numbers.

Genus PONTELLOPSIS Brady, 1883

PONTELLOPSIS ALBATROSSI, new species

PLATE 30, FIGURES 445-449

Stations 3878; 4009. Two females were found at station 4009 between Kauai and Oahu, Hawaiian Islands, in a surface tow. This species is also recorded by Wilson from south of Lanai Island, station 3878.

Female.—Metasome elliptical, two and a quarter times as long as wide; head separated from the first segment and broadly rounded in front, with a median projection over the base of the rostrum. Fourth and fifth segments separated, the latter very short and produced at its posterior corners into triangular spines reaching back to the center of the genital segment. Urosome nearly half as wide as the metasome

and a third as long and 2-segmented. Genital segment twice as long as the abdomen, with a long fingerlike process at the center of the ventral surface curved backward. The segment is covered with a dorsal carapace, which has a large tooth on the left margin pointing backward. The carapace is prolonged over the abdomen and almost reaches the posterior margin of the latter. The single abdominal segment is very short, but as wide and as thick as the genital segment. The caudal rami are attached on a level with the dorsal surface of the abdomen, and the left one is larger than the right.

The first antennae are rather slender and reach to the end of the third thoracic segment. The exopod of the second antenna is very slender and scarcely half as long as the endopod. There is a small spherical eye on the ventral surface just behind the rostrum that has a deep red color in the preserved specimens. Each ramus of the first legs is 3-segmented, the endopod reaching the distal end of the second exopod segment. The outer spines on the three exopod segments are long, slender, and acuminate; the terminal spine of the end segment is very short and weak. The inner setae on the segments of the endopod number 1, 2, and 6, respectively, while those on the exopod number 0, 1, and 5. The fifth legs are very large for the size of the copepod; the endopod is bifurcate for a third of its length, the branches rather blunt. The exopod is thickened at its base and three times as long as the endopod, with three small spines on its outer margin, a large one at its tip and a larger one still on the inner margin some distance from the tip. Total length 3 mm. Metasome 2.25 mm. long, 1 mm. wide.

Types.—U.S.N.M. No. 74136: station 4009, latitude $21^{\circ}50'30''$ N., longitude $159^{\circ}15'$ W., Hawaiian Islands.

Remarks.—This species is distinguished by its robust form, by the tooth on the left side of the dorsal carapace and the fingerlike process at the center of the ventral surface of the genital segment. It is evidently quite restricted in its distribution.

PONTELLOPSIS ARMATA (Giesbrecht)

PLATE 30, FIGURES 450-452

Monops armatus GIESBRECHT, Atti Accad. Lincei, Rome, ser. 4, vol. 5, sem. 2, p. 28, 1889; Fauna und Flora des Golfes von Neapel, monogr. 19, pp. 487, 496, pl. 26, figs. 19, 26, 27; pl. 41, figs. 46, 47, 58, 1892.

Sations 16; 2937; 3822; 3878; 4009; 4010; 4190; 5129; 5175; 5186; 5223; 5228; 5234; 5340; 5382; 5422. Established by Giesbrecht upon specimens obtained east of the Philippine Islands and found in the *Albatross* plankton well distributed among the islands themselves. Present also in the *Siboga* and *Carnegie* planktons. Giesbrecht gave

as the first characteristic of his new species, "Rumpf behaart," but his figure (*op. cit.*, pl. 41, fig. 47) does not show any hairs at all. Nor does it show how near the anterior margin of the last metasome segment is attached the curious "gekrümpften Fortsatz" on the right side. Both of these facts are clearly shown in the figure here presented (fig. 450), and two other figures are added, one of the grasping antenna of the male and the other of the fifth legs of the female.

PONTELLOPSIS BITUMIDA, new species

PLATE 30, FIGURES 453-457

Stations 5105; 5175; 5299; Port Binanga, Luzón, Philippine Islands. Both sexes were found in small numbers at each of these stations.

Female.—Metasome elliptical, two and a half times as long as wide; head separated from the first segment and narrowly rounded in front with a small projection over the base of the rostrum. Posterior corners of the last segment smoothly rounded and without spines or projections. Urosome, excluding the caudal rami, a little more than a fourth as long and less than a fourth as wide as the metasome and 3-segmented. The segments are about the same length and width, and the anal segment is invaginated on its posterior margin. The caudal rami are longer than the anal segment and curved like parenthesis marks, each with five setae. The entire urosome is perfectly symmetrical and without spines, projections, or armature of any sort.

First antennae slender and reaching the middle urosome segment; the exopod of the second antenna is a third as long as the endopod. The endopod of the first leg is 3-segmented and reaches the center of the end segment of the exopod. The fifth legs are rather small, the exopods twice as long as the endopods, with four small spines on the outer margin, a large one at the tip and another large one on the inner margin. The endopod is bifurcate for about half its length, the branches blunt and uneven in length. Total length, including caudal rami, 1.77 mm. Metasome 1.30 mm. long, 0.52 mm. wide.

Male.—Metasome shorter and wider than in the female; head broadly rounded in front, with a similar projection over the base of the rostrum. Fourth and fifth segments separated, the posterior corners of the latter very asymmetrical. On the left corner is a short and blunt fingerlike process inclined outward, while on the right is a long sickle-shaped spine reaching the anal segment. This spine ends in an acuminate point and is barbed on the inside at its base.

The urosome is 5-segmented, the first four segments about the same length, the anal segment longer. The second and third segments each project on the right side in a short rounded knob, which is con-

spicuous in dorsal view, the two giving rise to the specific name. The caudal rami are longer than the anal segment and wider than in the female.

The first antennae are about the same length as in the female, and the right one is geniculate. As can be seen in figure 455, the basal segments are considerably widened and the ones next to the swollen knob are narrowed. The knob is abruptly widened, and its distal segment is toothed on the inner margin. The segment next to the hinge has along its inner margin a row of small teeth; the terminal portion beyond the hinge is very slender and indistinctly segmented. The second antennae, mouth parts, and first four pairs of legs are like those of the female. The fifth legs are exceptionally simple; the hand of the chela on the right leg is triangular, the apex jointed to the second basipod, the finger at one basal angle, the thumb at the other. The end segment of the left leg is tipped with two small spines. Total length 1.54 mm. Metasome, without posterior spine, 1.15 mm. long.

Types.—U.S.N.M. No. 74137 [types not returned by Dr. Wilson], Port Binanga, Luzón, Philippine Islands.

Remarks.—This species can be recognized by the perfect symmetry of the urosome in the female and the long sickle-shaped spine at the right posterior corner of the metasome in the male.

PONTELLOPSIS BREVIS (Giesbrecht)

PLATE 30, FIGURE 458

Monops brevis GIESBRECHT, Atti Accad. Lincei, Rome, ser. 4, vol. 5, sem. 2, p. 28, 1889; Fauna und Flora des Golfes von Neapel, monogr. 19, pp. 487, 497, pl. 26, figs. 16, 35, 36; pl. 41, figs. 42, 52, 70, 1892.

Stations 3980; 5223; 5348. Established by Giesbrecht upon specimens from the Abrolhos Islands off the coast of Brazil but not appearing in any of the plankton lists. These *Albatross* specimens are the first from the Pacific Ocean. The fifth leg of the female, shown in the figure, is quite distinctive in the relative lengths of the rami and the spinules on the outer margin of the exopod. The caudal rami are twice as long as wide, and the genital segment has two small fingerlike processes at its right posterior corner.

PONTELLOPSIS DIGITATA, new species

PLATE 31, FIGURES 463-465

Station 3980. Two females were found in the plankton of this station between Honolulu and Kauai Island in the Hawaiian Islands. They cannot be referred to any of the known species.

Female.—Metasome broadly elliptical, a little more than twice as long as wide; head evenly rounded in front, with a median projection

over the base of the rostrum. Fourth and fifth segments fused, squarely truncated posteriorly and produced at the corners into acute triangular spines overlapping the genital segment. Urosome less than a third as long as the metasome and three-eighths as wide, very asymmetrical and 2-segmented. Genital segment twisted to the right, widened posteriorly, protuberant ventrally, with two small blunt spines at the tip of the protuberance and covered with a stiff chitinous carapace. At the posterior margin of the genital segment a stout fingerlike process is attached to the dorsal surface of the carapace, suggesting the specific name. This finger points diagonally upward and backward and reaches the posterior margin of the caudal rami. It appears to belong exclusively to the carapace and is not connected with the segment itself; the ventral protuberance on the contrary is part of the segment and has no connection with the carapace. The single abdominal segment is much shorter than the genital segment and is incised at the center of its posterior margin. The caudal rami are kidney-shaped and extend diagonally along the lateral margins of the abdomen, each with five very short setae.

First antennae rather slender and very short, reaching only to the center of the second thoracic segment. In the second antennae the exopod is slender and much shorter than the endopod; the mouth parts and first four pairs of legs do not show specific characters. In the fifth legs the exopod is four times as long as the endopod, with three small spines on the outer margin, a large terminal spine and a larger one still on the inner margin somewhat back of the tip. The distal third of the endopod is bifurcate, the branches acuminate. There is a protruding knob on the basipod outside the attachment of the exopod, and the base of the exopod is abruptly narrowed to fit around it. Total length 4.50 mm. Greatest breadth 1.40 mm.

Types.—U.S.N.M. No. 74139; Station 3980; latitude $21^{\circ}23'$ N., longitude $158^{\circ}19'$ W., Hawaiian Islands.

Remarks.—The most conspicuous specific characters are the fingerlike processes on the carapace of the genital segment and the kidney-shaped caudal rami.

PONTELLOPSIS GLOBOSA, new species

PLATE 31, FIGURES 466-469

Station 5223. Five females were found in a surface tow at this station between Marinduque and Luzón Islands in the Philippines.

Female.—Metasome stoutly elliptical, two and a half times as long as wide; head broadly rounded in front with a median projection over the base of the rostrum. Fourth and fifth segments fused with stout spines at the posterior corners, which reach to the center of the first abdominal segment. Urosome short and symmetrical, a third as long

and a fourth as wide as the metasome, 4-segmented. Genital segment nearly as long as the first two abdominal segments combined and perfectly symmetrical. Abdomen as wide as the genital segment, the anal segment longer than either of the first two segments and invaginate at the center of the posterior margin. Caudal rami as long as the anal segment, one-half longer than wide and slightly divergent, each with one outer and four terminal setae and an appendicular seta at the inner corner.

First antennae stout at the base but quickly becoming slender and reaching the center of the second thoracic segment. Exopod of the second antenna only a third as long as the endopod, and its setae not reaching the distal end of the endopod. In the first four pairs of legs the exopods are all 3-segmented, the first endopod is a single segment without dividing grooves, but the setae give evidence that it is really three segments fused. The second, third, and fourth endopods are 2-segmented. The fifth legs are peculiar and furnish the chief characteristic that separates this from the other species of the genus. The exopod is stout and twice as long as the second basipod, with two small spines on the outer margin, a third at the tip, and a much larger one subterminal on the inner margin. The endopod is globular, less than one-fourth as long as the exopod, and this gives rise to the specific name. It is unlike the other species in that it is neither bifurcate nor pointed at the tip but is armed there with a stout spine curved outward. Total length 2.10 mm. Metasome 1.64 mm. long (midline), 0.66 mm. wide.

Types.—U.S.N.M. No. 74140; station 5223, latitude $13^{\circ}36' N.$, longitude $121^{\circ}25' 30'' E.$, off Santa Cruz, Philippine Islands.

Remarks.—The globular endopods of the fifth legs tipped with a stout curved spine and the perfect symmetry of the urosome are the best details for the identification of the species.

PONTELLOPSIS LAMINATA, new species

PLATE 31, FIGURES 470-475

Station 5340. Forty specimens, females and two immature males, were taken at a depth of 17 to 22 fathoms at this station off Palawan Island in the Philippines.

Female.—Metasome short and stout, nearly half as wide as long and broadly rounded anteriorly, with a central projection over the base of the rostrum. Fourth and fifth segments fused and squarely truncated posteriorly, with small spines at the corners, the left one slightly larger than the right. Urosome, including the caudal rami, half as long as the metasome and more than half as wide, and very asymmetrical. Genital segment increasing in width to its posterior margin, where it is as wide as long. First abdominal segment one-half wider than

the genital segment, with an acute spine on each lateral margin. The one on the left is long and narrow and points diagonally backward, while the right one is shorter and wider and extends outward at right angles to the urosome axis. To the dorsal surface of the segment at the right posterior corner are attached two rounded laminae. The smaller anterior one is elliptical in outline and is usually turned down over the ventral surface. The larger posterior one extends backward and inward above the anal segment and caudal rami and reaches the tips of the caudal setae. There is another smaller lamina attached to the posterior margin of the segment and extending back over the anal segment and beyond its posterior margin. Usually these three complete the laminate armature of the urosome, but in one female there was a fourth large lamina attached to the left side and sweeping around backward and overlapping the one from the right. These laminae are chitinous and perfectly transparent but of course brittle and likely to be broken off. They still remained intact, however, in 75 percent of the specimens. The genital protuberance on the ventral surface of the genital segment is at the posterior margin, and in most of the females a single spermatophore was attached to it. The long narrow discharge tube swept around and up over the right side of the urosome, and the body of the spermatophore trailed backward on the top of everything else. The anal segment is much shorter than the first abdominal segment and invaginate posteriorly. The caudal rami are but little longer than wide, with the outer seta at the center of the outer margin and the others terminal.

The first antennae are very slender and often extend forward and a little divergent; when turned backward they reach the first abdominal segment. The exopod of the second antenna is only one-fifth as long, as the endopod is very slender and has five terminal setae. The mandible has five larger teeth on the outside of the chewing blade and four smaller ones on the inside; the palp is biramose and very indistinctly segmented. The exopods of the first four pairs of legs are 3-segmented, the endopods of the first legs 3-segmented, of the others 2-segmented. In the fifth legs the exopod ends in a long stout spine, with another stout spine at about the center of the inner margin and three minute spines on the outer margin. The endopod is half as long as the exopod and its distal half is bifurcate, the branches blunt. Total length 2 mm. Metasome 1.40 mm. long, 0.67 mm. wide.

Types.—U.S.N.M. No. 74141; station 5340, latitude $10^{\circ}55'51''$ N., longitude $119^{\circ}14'12''$ E., Malampaya Sound, Palawan, Philippine Islands.

Remarks.—In the genus *Pontella* the urosome of some species has chitinous attachments that cannot be classed as appendages. Here is an example of the same thing in the genus *Pontellopsis*, and these

laminae together with the attached spermatophore identify the species at once.

PONTELLOPSIS LUBBOCKII (Giesbrecht)

PLATE 30, FIGURES 459-461

Monops lubbockii GIESBRECHT, Atti Accad. Lincei, Rome, ser. 4, vol. 5, sem. 2, p. 29, 1889; Fauna und Flora des Golfes von Neapel, monogr. 19, pp. 487, 496, pl. 26, figs. 18, 32; pl. 41, figs. 60, 63, 68, 1892.

Station 31. Established by Giesbrecht upon specimens from the tropical Pacific and found only in the *Carnegie* plankton lists. Figures of the fifth legs of a male and female obtained from this *Albatross* station off the Galápagos Islands and the grasping antenna of the male are here introduced for comparison. The chief specific character shown in the fifth legs of the female is the very long and slender spine at the tip of the exopod, with a stout spine on each margin at its base. In the fifth legs of the male there is a rounded knob at the distal end of the first segment of the right leg, two setae on the outer margin of the second segment, and the third segment is a stout chela. In the left leg the end segment has a distinctive terminal armature. In the enlarged portion of the grasping antenna the three proximal segments are beveled on the distal side at the outer margin.

PONTELLOPSIS PERSPICAX (Dana)

Pontella perspicax DANA, Proc. Amer. Acad. Arts and Sci., vol. 2, p. 32, 1849.
Pontellina perspicax DANA, United States Exploring Expedition, 1838-42 (Wilkes), vol. 14, pt. 2, Crustacea, p. 1155, 1853; pl. 81, fig. 2 a-d, 1855.

Stations 4706; 4765; 5340. Established by Dana upon specimens from the tropical Atlantic north of the Equator and reported from there in the *Carnegie* plankton. Reported by Scott in the *Siboga* plankton from the tropical Pacific.

PONTELLOPSIS REGALIS (Dana)

PLATE 33, FIGURES 494-496'

Pontella regalis DANA, Proc. Amer. Acad. Arts and Sci., vol. 2, p. 31, 1849.
Pontellina regalis DANA, United States Exploring Expedition, 1838-42 (Wilkes), vol. 14, pt. 2, Crustacea, p. 1154, 1853; pl. 81, figs. 1 a, b, 1855.

Stations 15; 27; 30; 32; 3878; 4009; 4571; 4588; 4592; 4615; 4618; 4619; 4640; 4648; 4649; 4652; 4667; 4710; 4718; 4719; 4743; 5133; 5176; 5223. Identified by Sars from 17 of these *Albatross* stations and from 5 Monaco stations; found in all the plankton lists except the *Challenger*. In the *Albatross* plankton it is most widely distributed, but has never been reported as abundant anywhere. One of the females captured at station 3878 in the Hawaiian Islands had a

urosoma like that shown in figure 496'. The distal corner of the genital segment on the right side was prolonged diagonally outward and backward into a slender finger process, while the left side was smoothly rounded. Otherwise this specimen was just like all the others, and its fifth legs proved it to be *regalis*.

PONTELLOPSIS SINUATA, new species

PLATE 33, FIGURES 497-502

Stations 2937; 5223. Nine females and a male were obtained from a surface tow at the first of these stations, the type locality, off the coast of southern California. Additional specimens were taken off Santa Cruz, Philippine Islands, station 5223.

Female.—Metasoma elliptical, a little more than twice as long as wide; head broadly rounded in front, with a slight median projection over the base of the rostrum. Fourth and fifth segments fused, with triangular spines at the posterior corners pointed diagonally outward and backward and reaching the distal margin of the genital segment. Urosoma one-third as long as the metasoma, 3-segmented, and considerably distorted. Genital segment bent to the right at its distal end and downward; the two abdominal segments partially fused, as wide as the genital segment, and bent first downward and then upward at the tip, giving the urosoma an S-curve when viewed laterally, whence the specific name. There is a ventral protuberance at the center of the genital segment tipped with a short process, and the dorsal surface of the first abdominal segment is prolonged backward over the anal segment and projects as a rounded tongue between the caudal rami. The latter are nearly as wide as long, the left one larger than the right and each with five setae, the outer one at the center of the outer surface.

The first antennae are short and slender, just reaching the third thoracic segment. The exopod of the second antenna is much shorter than the endopod, and its terminal setae scarcely reach the tip of the latter. The exopod of the fifth legs is twice as long as the endopod and curved inward, with two small spines on its outer margin. The tip is bifurcate for a short distance, with blunt branches, and farther down on the inner margin is a large spine of varying size but usually larger than the tip. The endopod is bifurcate for half its length, the branches slender and blunt. Total length 4.24 mm. Metasoma 3.50 mm. long, 1.50 mm. wide.

Male.—Metasoma a little smaller and narrower than in the female, almost three times as long as wide if the posterior spines are included. Head separated from the first segment, and the fourth segment from the fifth, the latter with spines at the posterior corners much longer than in the female, reaching the anal segment. Urosoma cylindrical

and 5-segmented, just a fourth as long as the metasome on the mid-line and about a fourth as wide. The genital segment is as long as the two following segments combined and a trifle wider; the other four segments are the same width but vary a little in length. The caudal rami are as long as the last two segments combined, subrectangular in outline, close together, and parallel.

The first antennae are a little longer than in the female, and the enlarged portion of the right or grasping antenna is shown in figure 501. The most prominent characteristic is the curved points on the outer margins of the three distal segments and the stout spine on the inner margin of the last one. The second antennae, mouth parts, and first four pairs of legs are like those of the female. The fifth legs are seen in figure 502, and they present several specific characters. The movable finger on the chela of the right leg is spatulate, tipped with two spines and armed with three others on the inner margin at the base. The thumb is short and stout and squarely truncate at the tip, with a small spine at each corner. The left leg is 3-segmented, with tufts of hairs on the inner margin at the two joints. The end joint is tipped with three spines, the two outer ones acute, the central one longer, curved, and blunt. Total length 3.75 mm. Metasome 3.25 mm. long, 1.2 mm. wide.

Types.—U.S.N.M. No. 74142; station 2937, latitude 33°04'30" N., longitude 117°42' W., off southern California.

Remarks.—The fifth legs of the male are so distinct as to establish the validity of the species at once, but the fifth legs of the female are almost exact replicas of those of *bitumida*. However, this female is twice the size of the *bitumida* female; its first antennae reach only to the third segment and its metasome ends in stout acute spines. Furthermore, its urosome is asymmetrical and its caudal rami are as wide as long.

PONTELLOPSIS STRENUA (Dana)

PLATE 31, FIGURES 476-480

Pontella strenua DANA, Proc. Amer. Acad. Arts and Sci., vol. 2, p. 32, 1849.

Pontellina strenua DANA, United States Exploring Expedition, 1838-42 (Wilkes), vol. 14, pt. 2, Crustacea, p. 1158, 1853; pl. 81, fig. 4 a-d, 1855.

Stations 27; 3980; 4037; 4619; 4640; 4684; 4695; 5134; 5319; 5340; Caldera Bay anchorage, west coast of Mindanao, Philippine Islands. Established by Dana upon male specimens from south of the Kingsmill Islands in the tropical Pacific and put in the genus *Pontellina*; transferred to the genus *Pontella* by Brady in the *Challenger* plankton, and to *Pontellopsis* by Scott in the *Siboga* plankton, all specimens being males. Giesbrecht (1892, p. 496) listed both sexes, but gave only a short description and but one detail for the female. A full description of both sexes is here given, and, since Dana's original types have long

since disappeared, a male and female have been designated to serve as neotypes.

Female.—Metasome elliptical, twice as long as wide and narrowed but little at each end. Head separated from the first segment and broadly rounded in front, with a small median protuberance over the base of the rostrum. Fourth and fifth segments separated, the spines at the posterior corners of the latter acuminate and reaching almost to the posterior margin of the genital segment. These spines are flanged on the inside at the base, with a small knob at the inner corner of the flange. Urosome more than a fourth as long and wide as the metasome, somewhat asymmetrical, and 2-segmented. Genital segment as wide as long and without a ventral protuberance, but with the upper surface produced at the left posterior corner into a finger-like process that just reaches the left caudal ramus. Anal segment wider than long and obliquely truncated at the posterior corners. Caudal rami asymmetrical, the right one half as large again as the left, each with five setae of equal length.

First antennae short, reaching only to the middle of the fourth thoracic segment and sparsely setose. Endopod of second antenna much longer than the exopod and very slender. Endopod of first legs 3-segmented and just reaching the distal margin of the second exopod segment. Exopods of fifth legs twice as long as endopods and curved inward, with three small spines on the outer margin and three larger ones at the tip, one terminal and the other two on the inner margin close to it. The distal half of the endopods is bifurcate, with acute branches. The first basipod in each leg has a large knob on its outer margin close to the distal end. Total length 2.50 mm. Metasome 2.24 mm. long, 1.05 mm. wide.

Male.—A little smaller than the female; metasome short and stout, but with the spines at the posterior corners asymmetrical. The one on the right side is long, slender, and more or less curved, reaching the third or the fourth segment of the urosome according to the amount of curvature. The spine on the left is straight, acuminate, and a fourth to a half as long as the other. The urosome is a third as long and wide as the metasome and 5-segmented, the segments about the same width but differing in length. The third segment of the urosome has a small knob projecting laterally on the right side and plainly visible in dorsal view. The caudal rami are symmetrical, enlarged distally, and twice as long as wide, the outer seta on the outer margin one-third of the length from the distal end.

The first antennae are a little longer than in the female, and the enlarged portion of the right one is shown in figure 477. This has two distinctive specific characters: first, the exceptionally long terminal portion, which apparently contains but two segments (although the arrangement of the setae on the second of these segments indicates

that it is really three segments fused) and second, the perfectly smooth outer margin of the enlarged segments, which in most species is quite irregular. The second antennae, mouth parts, and first four pairs of legs are similar to those of the female. The right fifth leg is very much longer than the left, the hand of the chela is subtriangular, the apex is articulated with the second segment, the thumb and finger at the free corners. The thumb is longer, slender, and pointed; the finger is shorter, stouter, and blunt, with two inner setae. The second segment of the left leg has a long process at the outer distal corner and the end segment is tipped with two small spines. Total length 2.25 mm. Metasome 1.85 mm. long, 0.90 mm. wide.

Neotypes.—U.S.N.M. No. 74144. These types are labeled by Dr. Wilson as from Endeavour Strait, north of Queensland, Australia, but without other data.

Remarks.—This species is so closely related to *regalis* that it is difficult to separate the two. However, if the two are placed together they can be easily distinguished by their respective size, *regalis* being twice as large as *strenua*. Though so similar there are enough differences in the fifth legs of both sexes as well as in the urosomes to separate the species.

PONTELLOPSIS VILLOSA Brady

PLATE 30, FIGURE 462

Pontellopsis villosa BRADY, Voyage of H. M. S. *Challenger*, Zool., vol. 8, pt. 23, Copepoda, p. 86, pl. 34, figs. 10-13; pl. 35, figs. 14-20, 1883.

Stations 31; 3932; 4952; 5228. This species was the type of Brady's new genus *Pontellopsis* from the *Challenger* plankton, and since the genus has proved to be a valid one it seems strange that Brady did not place Dana's species *strenua* in it instead of in *Pontella*. It appears in all the subsequent plankton lists. T. Scott (1894, p. 87) also found it in 21 tow nettings from the Gulf of Guinea, all but one taken at the surface and Giesbrecht (1892, p. 486) reported the species from the Gulf of Naples. The *Albatross* specimens were males taken in surface tows in the tropical Pacific.

Genus PONTOPTILUS Sars 1905

PONTOPTILUS MUTICUS Sars

Pontoptilus muticus SARS, Bull. Mus. Océanogr. Monaco, No. 40, p. 19, 1905b; Rés. camp. sci. Albert de Monaco, No. 69, p. 312, pl. 110, 1925.

Station 4683. A single female identified by Sars from this station between Callao, Peru, and Easter Island is the first record from the Pacific Ocean. The species was established by Sars upon another single female from the Canary Islands. Together with a third female found by Farran (1908, p. 81) off the west coast of Ireland, these are all the specimens that have thus far been found.

Genus PSEUDANTHESSIUS Claus, 1889

PSEUDANTHESSIUS PACIFICUS, new species

PLATE 32, FIGURES 481-488

Station 5223. Four females and five males were taken in the surface plankton at this station off the island of Luzón in the Philippines.

Female.—Metasome obovate, narrowed considerably posteriorly and without lateral spaces between the segments, the greatest width across the posterior margin of the fused head and first segment. Second, third, fourth, and fifth segments diminishing in length and width backward. Urosome more than a third as long and less than a half as wide as the metasome and tapered posteriorly. Genital segment as long as the first two abdominal segments combined; anal segment twice as long as the penultimate segment and invaginated on its posterior margin. Caudal rami nearly three times as long as wide, each with five setae, the outer one at the center of the outer margin, the others terminal.

First antennae 7-segmented, the segments with the following relative lengths: 19, 20, 8, 6, 9, 7, 7, all very setose on the anterior margin and the end segment bifurcate at its tip. Second antenna uniramous and 4-segmented, the first segment considerably swollen at its base, the second segment as long as the first and with a short process on the outer margin and a slender spine on the inner margin. The third segment is the shortest of the four, with a process and two setae on its inner margin. The fourth segment has a slender curved claw at its tip, a long seta at the anterior distal corner, and two small setae at the base of the claw. The mandible passes apically into a long spine toothed on both margins, and the palp is a simple fingerlike process with two end setae and two on the inner margin. The second maxilla has a stout basal segment and a much smaller end segment tipped with a curved and dentate spine. The maxilliped is 2-segmented, the end segment ovoid and tipped with two curved spines. In the first three pairs of legs the outer spines of the exopods are short, ovate, and serrate, while the setae are long and densely plumose. In the fourth legs the outer spines of the exopods are slender and aciculate, with a very short spine on each side at the base. The 1-segmented endopod is a flat lamina increasing in width distally, three times as long as its greatest width and tipped with two plumose setae as long as the leg itself. The fifth legs each consist of a long narrow lamina, slightly curved, and tipped with two plumose setae, the inner one as long as the leg itself. Total length 3.25 mm. Greatest width 1.20 mm.

Male.—Metasome elliptical, evenly and broadly rounded at each end and about three-fifths longer than wide. Urosome, including the caudal rami, more than two-thirds as long as the metasome and 5-segmented. Genital segment nearly half as wide as the metasome

and as long as the abdomen, with two small spines at each posterior corner. The four abdominal segments the same width and the first three about the same length, the anal segment longer, with a posterior sinus for two-thirds of its length. Caudal rami as long as the anal segment, three times as long as wide, the outer seta at the center of the outer margin.

Antennae, mouth parts (except the second maxillae and the maxillipeds), and swimming legs like those of the female. The second maxilla is shown in figure 485; the basal segment has a rounded protuberance on the inner margin at the distal end. The second segment is terminated by a sickle-shaped process whose convex margin is fringed with a row of spines, diminishing in size outwardly. Inside the base of this process are two long slender spines half as long as the process and blunt at their tips. The maxilliped (fig. 486) is made up of two stout basal segments and a slender terminal claw nearly as long as the two segments combined, curved but little, and blunt at its tip. Along the ventral surface of the second segment is an irregular row of small saw teeth, and the inner surface of the segment is hollowed out and armed with two spines. Total length, without caudal rami, 3 mm. Greatest width 1 mm.

Types.—U.S.N.M. No. 74145; station 5223, latitude 13°36' N., longitude 121°25'30" E., off Santa Cruz, Philippine Islands.

Remarks.—This species is smaller than Thompson and Scott's *maximus*, and, as shown in the above description, there are specific differences in nearly every one of the appendages.

Genus PSEUDEUCHAETA Sars, 1905

PSEUDEUCHAETA BREVICAUDA Sars

Pseudeuchaeta brevicauda Sars, Bull. Mus. Océanogr. Monaco, No. 26, p. 18, 1905a; Rés. camp. sci. Albert de Monaco, No. 69, p. 102, pl. 29, figs. 1-12, 1925.

Stations 2861; 4679; 4687; 4715. Identified by Sars from the last three *Albatross* stations and from 20 Monaco stations. The female was fully described and figured in the Monaco plankton; the male remains unknown. The original type specimens came from the Bay of Biscay. The present specimens are the first to be reported since then, as well as the first from the Pacific Ocean.

Genus PSEUDOCALANUS Boeck, 1872

PSEUDOCALANUS MINUTUS (Krøyer)

Calanus minutus KRØYER, Naturh. Tidsskr. Kjøbenhavn, ser. 2, vol. 2, p. 543, 1848.

Stations 4; 8; 10; 11; 13-16; 20-25; 29; 33-36; 41; 46; 52; 53; 55; 59-62; 64; 66; 68; 70; 71; 73; 76; 3681; 3705; 3789; 3799; 3800;

3829; 3834; 3867; 3878; 3901; 4010; 4037; 4190; 4667; 4756; 4758; 4760; 4806; 5030; 5102; 5120; 5129; 5133; 5155; 5180; 5185; 5186; 5190; 5208; 5209; 5211; 5219; 5223; 5225; 5226; 5231; 5232; 5234; 5262; 5263; 5301; 5309; 5320; 5338; 5340; 5341; 5342; 5349; 5381; 5399; 5412; 5414; 5415; 5423; 5424; 5434; 5437; 5507; 5530; 5651; Sabtán Island, Philippine Islands; Fiji Islands; Charles Island, Galápagos; Yes Bay, Alaska.

This well-known species is very widely distributed. It appears in the Monaco and *Carnegie* planktons but strangely was not included in the *Siboga* list. Until recently it bore the specific name *elongatus* ascribed to it by Boeck (1865, p. 234), but the name *minutus* had been given 20 years earlier.

Genus PSEUDOCHIRELLA Sars, 1920

PSEUDOCHIRELLA DIVARICATA (Sars)

Gaidius divaricata Sars, Bull. Mus. Océanogr. Monaco, No. 26, p. 10, 1905a.

Pseudochirella divaricata Sars, Rés. camp. sci. Albert de Monaco, No. 69, p. 91, pl. 25, figs. 5-7, 1925.

Station 5129. Established by Sars in the Monaco plankton upon specimens from the northern Atlantic, and appearing in the *Carnegie* plankton from the Pacific.

PSEUDOCHIRELLA OBTUSA (Sars)

Undeuchaeta obtusa Sars, Bull. Mus. Océanogr. Monaco, No. 26, p. 13, 1905a.

Pseudochirella obtusa Sars, Rés. camp. sci. Albert de Monaco, No. 69, p. 83, pl. 24, figs. 1-4, 1925.

Stations 16; 4679; 4687; 5120; H. 3789. Identified by Sars from the first three of these *Albatross* stations and from 43 Monaco stations, but not appearing in the other planktons. With (1915, p. 147) reported four females collected by the Danish *Ingolf* Expedition in the northern Atlantic. The first Pacific record was that of Sewell (1929, p. 131) who collected the female in the Indian Ocean.

PSEUDOCHIRELLA SCOPULARIS (Sars)

Undeuchaeta scopularis Sars, Bull. Mus. Océanogr. Monaco, No. 26, p. 14, 1905a.

Pseudochirella scopularis Sars, Rés. camp. sci. Albert de Monaco, p. 90, pl. 25, figs. 1-4, 1925.

Stations 4687; 5320. Identified by Sars from the first of these two *Albatross* stations and from two Monaco stations; not appearing in the other planktons. At the first of the *Albatross* stations the tow was one of the few taken vertically from considerable depths, in this case from 2,000 fathoms to the surface.

Genus **PSEUDOPHAENNA** Claus, 1863**PSEUDOPHAENNA TYPICA** Sars

Pseudophaenna typica Sars, Crustacea of Norway, vol. 4, p. 44, pls. 29, 30, 1902.

Station 3602. Established by Sars upon specimens from the coast of Norway and not appearing in any plankton list. This discovery in the Bering Sea is its first appearance away from the Norwegian coast. Sars regarded this species as a true bottom form in 20 to 50 fathoms, but at this station it was taken at or near the surface.

Genus **RATANIA** Giesbrecht, 1892**RATANIA FLAVA** Giesbrecht

Ratania flava GIESBRECHT, Fauna und Flora des Golfes von Neapel, monogr. 19, p. 616, pl. 5, fig. 6; pl. 48, figs. 40-49, 1892.

Station 5263. [A lot of 10 specimens (U.S.N.M. No. 74107), including both sexes, was identified by Dr. Wilson from this Philippine station. He noted the occurrence in his list of species by stations but failed to mention it in his text. This appears to be the first time the species has been seen since originally described and the first record of it from the Pacific.—W. L. S.]

Genus **RHINCALANUS** Dana, 1853**RHINCALANUS CORNUTUS** Dana

Rhincalanus cornutus DANA, United States Exploring Expedition, 1838-42 (Wilkes), vol. 14, pt. 2, Crustacea, p. 1083, 1853; pl. 76, figs. 2 a-d, 1855.

Stations 16; 27; 48; 63; 66; 75; 2236; 3765; 4605; 4613; 4630; 4638; 4646; 4650; 4664; 4681; 4700; 4703; 4705-4707; 4709; 4710; 4712; 4713; 4715-4719; 4721; 4722; 4724; 4728; 4730; 4734; 4738; 4740; 4926; 5120; 5125; 5126; 5129; 5133; 5134; 5180; 5185; 5186; 5190; 5225; 5227; 5228; 5233; 5240; 5246; 5263; 5287; 5320; 5358; 5422; 5437; 5451; 5553; 5611. In addition to being present at so many *Albatross* stations, this species was reported from several *Challenger*, 24 Monaco, 45 *Siboga*, and 14 *Carnegie* localities. Dana reported four or five individuals from the Atlantic (*op. cit.*, p. 1084). Besides being cosmopolitan in its distribution, it often swarms in large numbers.

RHINCALANUS NASUTUS Giesbrecht

Rhincalanus nasutus GIESBRECHT, Atti. Accad. Lincei, Rome, ser. 4, vol. 4, sem. 2, p. 334, 1888; Fauna und Flora des Golfes von Neapel, monogr. 19, pp. 152, 160, pl. 3, fig. 6; pl. 9, figs. 6, 14; pl. 12, figs. 9-12, 14, 16, 17; pl. 35, figs. 46, 47, 49, 1892.

Stations 64; 65; 75-78; 3382; 3712; 3716; 4533; 4538; 4574; 4580; 4585; 4613; 4632; 4637; 4638; 4646; 4650; 4652; 4655; 4700; 4713; 4715; 4716; 4753; 5120; 5126; 5129; 5134; 5180; 5185; 5186; 5190; 5223; 5225; 5227-5229; 5231; 5233; 5234; 5287; 5489; 5611. Not quite so widely distributed in the *Albatross* plankton as the preceding species, yet reported from 16 *Siboga*, 59 Monaco, and 16 *Carnegie* stations. By comparing the lists it will be seen that the two species are found together oftener than apart, but rarely in the same abundance.

Genus ROBERTSONIA Brady, 1880

ROBERTSONIA TENUIS Brady

Ectinosoma tenuis BRADY and ROBERTSON, Rep. 45th Meeting British Assoc. Advancement of Science, p. 196, 1876. (*Nomen nudum*.)

Robertsonia tenuis BRADY, Monograph of British Copepoda, vol. 2, p. 25, pl. 41, figs. 1-14, 1880.

Station anchorage at Kodiak, Alaska. Established by Brady for the British Isles but not appearing in any of the plankton lists. It is not a pelagic harpacticoid, but frequents the bottom along the shore and so would rarely be captured except at an anchorage. Both sexes were fully described and figured by Sars (1909, p. 334), who reported the species from various localities on the coasts of Norway and from the Arctic Ocean.

Genus SAPPHIRINA J. V. Thompson, 1830

SAPPHIRINA ANGUSTA Dana

Sapphirina angusta DANA, Proc. Amer. Acad. Arts and Sci., vol. 2, p. 41, 1849; United States Exploring Expedition, 1838-42 (Wilkes), vol. 14, pt. 2, Crustacea, p. 1240, 1853; pl. 87, fig. 3 a, b, 1855.

Stations 27; 77; 2937; 3799; 3829; 3901; 4926; 5126; 5190; 5196; 5209; 5227; 5231; 5234; 5263; 5319; 5348; 5415; 5422; 5646. Founded by Dana upon specimens from the southern Pacific and present in all the plankton lists, but nowhere abundant.

SAPPHIRINA AURONITENS Claus

Sapphirina auronitens CLAUS, Die freilebenden Copepoden, p. 153, 1863.

Stations 15; 27; 30; 39; 41; 44; 49; 54; 55; 58-60; 62-66; 70; 71; 73; 77; 78; 2806; 3799; 3829; 3834; 3901; 3912; 3932; 4010; 4037; 4190; 4952; 5120; 5134; 5180; 5185; 5186; 5190; 5196; 5223-5225; 5227; 5234; 5240; 5263; 5287; 5301; 5308; 5319; 5334; 5338; 5386; 5415; 5424; 5434; 5437; 5530; 5601; Sabtán Island and Iloilo Straits, Philippine Islands; Fiji Islands; Gilbert Island; Niuafo Island. This species was reported from 8 *Siboga*, 8 Monaco, and 72 *Carnegie* stations. It fre-

quents the surface when swimming about freely and so is oftenest taken in surface tows.

SAPPHIRINA BICUSPIDATA Giesbrecht

Sapphirina bicuspidata GIESBRECHT, Atti Accad. Lincei, Rome, ser. 4, vol. 7, sem. 1, p. 479, 1891; Fauna und Flora des Golfes von Neapel, monogr. 19, pp. 619, 642, pl. 52, figs. 39-41; pl. 53, figs. 9, 37, 54; pl. 54, figs. 5, 30, 66, 1892.

Stations 3901; 5223. A single female was present in the plankton at station 3901 in the Hawaiian Islands. Several females were taken at station 5223 off Santa Cruz, Philippine Islands. The species was reported from 12 stations in the *Siboga* plankton. It has also been found by Farran (1929, p. 289) in the tropical Atlantic and has been recorded from the Indian Ocean (Thompson and Scott, 1903, p. 287), the Mediterranean (Giesbrecht, 1892, p. 619), and the Red Sea (Steuer, 1898, p. 425). In spite of this wide distribution, not more than one or two specimens have been taken from any one locality.

SAPPHIRINA GEMMA Dana

Sapphirina gemma DANA, Proc. Amer. Acad. Arts and Sci., vol. 2, p. 44, 1849; United States Exploring Expedition, 1838-42 (Wilkes), vol. 14, pt. 2, Crustacea, p. 1252, 1853; pl. 88, figs. 1 a-f, 2 a-g, 1855.

Station 3878. Established by Dana upon specimens from the coast of New Zealand and reported in the Monaco and *Challenger* planktons.

SAPPHIRINA INTESTINATA Giesbrecht

Sapphirina intestinata GIESBRECHT, Atti Accad. Lincei, Rome, ser. 4, vol. 7, sem. 1, p. 478, 1891; Fauna und Flora des Golfes von Neapel, monogr. 19, pp. 619, 643, pl. 52, figs. 10, 11, 36; pl. 53, figs. 11, 47, 51; pl. 54, figs. 7, 29, 62, 1892.

Stations 71; 4761. Founded by Giesbrecht upon specimens from the tropical Pacific north of the Equator; also recorded from the tropical Pacific in the *Siboga* plankton. The second of these *Albatross* stations is just south of the Shumagin Islands of Alaska. This is very far north for the genus, but within the influence of the Japan Current, which can transport species to the north just as the Gulf Stream does in the northern Atlantic.

SAPPHIRINA IRIS Dana

Sapphirina iris DANA, Proc. Amer. Acad. Arts and Sci., vol. 2, p. 41, 1849; United States Exploring Expedition, 1838-42 (Wilkes), vol. 14, pt. 2, Crustacea, p. 1239, 1853; pl. 87, figs. 1 a-c, 2 a-d, 1855.

Stations 4619; 5155. Four females were captured at station 4619 off the southwest coast of Panama; a fifth at station 5155 in the Philippines. The species appears both in the *Challenger* plankton (*gemma*,

pars) and the Monaco plankton (Rose). It has also been reported by Esterly (1905, p. 219) off the coast of southern California. Dana's original types came from the southern Pacific from within the cavity of a *Salpa*, one of the few instances in which specimens of this genus have been taken actually inside such a host.

SAPPHIRINA LACTENS Giesbrecht

PLATE 33, FIGURE 504

Sapphirina lactens GIESBRECHT, Fauna und Flora des Golfes von Neapel, monogr. 19, pp. 619, 641, pl. 52, figs. 15, 16, 30; pl. 53, figs. 1, 27, 44, 1892.

Stations 25; 54; 78; 2396. A single female was obtained in the plankton at each station. It is not present in any of the plankton lists but was founded upon specimens from Naples and has been recorded in the Adriatic plankton by various authors. This is the first record outside of the Adriatic and shows that the same species may be found also in the western Atlantic.

SAPPHIRINA LONGIFURCA A. Scott

PLATE 32, FIGURES 490-493

Sapphirina longifurca A. SCOTT, Copepoda of the *Siboga* Expedition, monogr. 29a, pt. 1, p. 259, pl. 68, figs. 15-20, 1909.

Stations 5232; 5553; 5578; 5640. Established by Scott upon a single female from Molucca Strait off Ternate Island. The present specimens constitute the first record since the original discovery. Eight specimens including a male were captured at these *Albatross* stations among the Philippine Islands. Since the females differ in minor details from Scott's description and the male appears for the first time, a full description of both sexes is given. A typical female and the male allotype have been given U.S.N.M. No. 74146.

Female.—General form elongate and narrow, more than four times as long as wide including the caudal rami. Metasome about the same width throughout, the third and fourth segments with pointed posterior corners. The fifth segment is shorter than the others but extends outward on each side in a rounded process tipped with two setae, so that it is nearly as wide as the rest of the thorax. Urosome a little more than half as wide and, including the caudal rami, seven-tenths as long as the metasome and 5-segmented. The first four segments are about equal in length and in width; the anal segment is three-fourths as wide and twice as long, with nearly straight sides and reentrant at the center of the posterior margin, where on the dorsal surface are two dorsal plates, each with a central dark spot. Caudal rami four times as long as wide and tapered posteriorly, each with a nearly straight outer margin broken twice for the attachment of the

outer setae. The inner margin is broadly curved and has a small tooth near the tip opposite the distal outer seta and the tip itself has two terminal setae. There is also an appendicular seta on the dorsal surface of each ramus a little beyond the center.

The first antennae are short and stout and 5-segmented, each segment rather setose; the second antennae are 4-segmented and tipped with a stout claw. The maxilliped is 3-segmented, with a short and stout terminal claw, and the legs show no distinctive specific characters. Total length including caudal rami 5.50 mm. Width of metasome 1.33 mm.

Male.—General form short and broad, less than three times as long as wide including the caudal rami. Metasome widest at the third segment and narrowed posteriorly, the segments diminishing in length backward. Urosome narrower than the metasome and, without the caudal rami, less than half as long and made up of five segments. The anal segment is less than half the width of the penultimate segment and shows a pair of anal plates similar to those in the female, each with a dark spot in the center. Caudal rami also similar to those in the female but only three times as long as wide, with two terminal and two outer setae and a tooth near the tip of the inner margin. Antennae, mouth parts, and legs similar to those of the female. While the females are of a brownish color and opaque, the male, as is usual in this genus, is more or less transparent and is covered up and down the center of the body with circular black spots irregularly arranged and of different sizes. This spotting is fully as conspicuous and as deep a black as in *nigromaculata*; the position of the posterior pair of spots is shown in figure 493. Total length, including caudal rami, 6 mm. Greatest width 2 mm.

Allotype male.—U.S.N.M. No. 74146; station 5578, latitude 5°14'38" N., longitude 119°57'57" E., north of Tawi Tawi, Philippine Islands.

Remarks.—There are two differences between these *Albatross* specimens and the single female described by Scott. The eye lenses are in contact on the middle of the forehead, and the outer margins of the caudal rami are armed with setae.

SAPPHIRINA METALLINA Dana

Sapphirina metallina DANA, Proc. Amer. Acad. Arts and Sci., vol. 2, p. 41, 1849; United States Exploring Expedition, 1838–42 (Wilkes), vol. 14, pt. 2, Crustacea, p. 1242, 1853; pl. 87, figs. 5 a–c, 1855.

Stations 3681; 3782; 3799; 3878; 3901; 3932; 4009; 4190; 4655; 4699; 4721; 5102; 5129; 5155; 5185; 5223; 5229; 5422; 5553; Gilbert Islands. Established by Dana upon specimens from these same Gilbert Islands. This species is so well distributed that it is present in all the plankton lists.

SAPPHIRINA NIGROMACULATA Claus

Sapphirina nigromaculata CLAUS, Die freilebenden Copepoden, p. 152, pl. 8, figs. 5, 6, 1863.

Stations 1; 15; 3799; 3901; 4009; 4190; 4588; 4609; 4611; 4644; 4663; 4700; 4713; 4717; 4733; 5129; 5155; 5185; 5186; 5190; 5196; 5223; 5225; 5227; 5231; 5233; 5246; 5263; 5319; 5320; 5348; 5424; 5437; 5530; Niuafo Island. This species is found in all the plankton lists except that of the Wilkes and *Challenger* and sometimes is quite abundant.

SAPPHIRINA OPALINA Dana

Sapphirina opalina DANA, Proc. Amer. Acad. Arts and Sci., vol. 2, p. 45, 1849; United States Exploring Expedition, 1838-42 (Wilkes), vol. 14, pt. 2, Crustacea, p. 1254, 1853; pl. 88, fig. 4 a-l, 1855.

Stations 15; 27; 49; 2396; 3781; 3799; 3867; 4190; 4611; 4655; 4663; 4671; 4707; 4731; 5102; 5105; 5129; 5133; 5134; 5180; 5185; 5225; 5227; 5231; 5233; 5319; 5348; 5456. Dana's types came from the Atlantic, but the species has since been reported from all the oceans. Although appearing in all the plankton lists, only one or two specimens have been recorded from any one locality.

SAPPHIRINA OVATO-LANCEOLATA Dana

Sapphirina ovato-lanceolata DANA, Proc. Amer. Acad. Arts and Sci., vol. 2, p. 44, 1849; United States Exploring Expedition, 1838-42 (Wilkes), vol. 14, pt. 2, Crustacea, p. 1251, 1853; pl. 87, figs. 15 a-c, 16 a, b, 1855.

Stations 3829; 3878; 4926; 5126; 5208; 5231. Established by Dana upon specimens from the Atlantic off Rio de Janeiro; reported by Scott in the *Siboga* plankton from 22 stations in the Malay Archipelago, and confined to two localities in the tropical Pacific in the *Carnegie* plankton.

SAPPHIRINA PYROSOMATIS Giesbrecht

Sapphirina pyrosomatis GIESBRECHT, Fauna und Flora des Golfes von Neapel, monogr. 19, pp. 619, 641, pl. 52, figs. 12-14, 17; pl. 53, figs. 8, 41, 53; pl. 54, figs. 21, 38, 58, 1892.

Station 14. A single female was obtained in a surface tow at this station east of Patagonia. The species was originally based upon specimens from the Bay of Naples. Rose reported it from 10 stations in the Monaco plankton, all in the Atlantic and Farran (1929, p. 289) also recorded it from the northern Atlantic in the *Terra Nova* plankton. The first Pacific record was in the *Carnegie* plankton.

SAPPHIRINA SALI Farran

Sapphirina sali FARRAN, British Antarctic (*Terra Nova*) Exped., 1910, Zool., vol. 8, No. 3, p. 287, fig. 34, 1929.

Stations 4653; 4731; 5196. Established by Farran in the *Terra Nova* plankton from 9 stations off New Zealand and not found in any of the plankton lists.

SAPPHIRINA SALPAE Claus

Sapphirina salpae CLAUS, Arch. für Anat., Physiol. und wiss. Med., 1859, p. 270, pl. 5B, fig. 1.

Stations 3799; 5102; 5230; 5263; 5386; 5488; Gilbert Islands. Established by Claus upon specimens from Nice in southern France; not appearing in any of the plankton lists. It was reported, however, by Farran (1929, p. 287) as frequent off New Zealand, by Wolfenden (1911, p. 361) from the northern and southern Atlantic, and by Brady (as *S. gemma*) in the *Challenger* plankton from the Philippine Islands.

SAPPHIRINA SCARLATA Giesbrecht

Sapphirina scarlata GIESBRECHT, Atti Accad. Lincei, Rome, ser. 4, vol. 7, sem. 1, p. 478, 1891; Fauna und Flora des Golfes von Neapel, monogr. 19, pp. 620, 642, pl. 52, figs. 42, 60, 61; pl. 53, figs. 12, 39, 62; pl. 54, figs. 25, 31, 72, 1892.

Stations 3789; 3799; 4663; 5185; 5263; 5488. Established by Giesbrecht upon specimens from northeast of the Galápagos Islands, present at 3 stations in the *Siboga* plankton and at 5 in the *Carnegie*. Also reported by Farran (1929, p. 289) off New Zealand, and by Esterly (1905, p. 222) off the coast of southern California.

SAPPHIRINA STELLATA Giesbrecht

Sapphirina stellata GIESBRECHT, Atti Accad. Lincei, Rome, ser. 4, vol. 7, sem. 1, p. 478, 1891; Fauna und Flora des Golfes von Neapel, monogr. 19, pp. 620, 643, pl. 52, figs. 7-9; pl. 53, figs. 15, 35, 59; pl. 54, figs. 22, 27, 69, 1892.

Stations 3932; 4700; 5223; 5240; 5319; Gilbert Islands. Established by Giesbrecht upon specimens from the tropical Pacific. Reported by Rose from 3 Monaco stations, by Scott from 30 *Siboga* stations, and found at 8 *Carnegie* stations. Scott made it the commonest and most widely distributed species of the genus in the *Siboga* plankton, but it stood at the other distributional extreme here in the *Albatross* plankton.

Genus SCAPHOCALANUS Sars, 1900

SCAPHOCALANUS AFFINIS (Sars)

PLATE 17, FIGURES 220-221; PLATE 33, FIGURE 503

Amalophora affinis SARS, Bull. Mus. Océanogr. Monaco, No. 26, p. 21, 1905a.

Scaphocalanus affinis SARS, Rés. camp. sci. Albert de Monaco, No. 69, p. 171, pl. 48, figs. 15-23, 1925.

Stations 18; 4634; 4661; 4665; 4667; 4671; 4679; 4719; 4722; 4725; 4740; 5120; 5185; 5233. Identified by Sars from the first 11 of these

Albatross stations and from 34 Monaco stations; reported by Farran (1929, p. 248) from the Antarctic in two deep hauls, 1,000 and 1,750 fathoms; and from the Indian Ocean by Sewell (1929, p. 205). Both sexes are fully described in the Monaco report.

SCAPHOCALANUS ANGULIFRONS Sars

PLATE 33, FIGURES 505, 506

Scaphocalanus angulifrons Sars, Bull. Institut Océanogr. Monaco, No. 377, p. 8, 1920; Rés. camp. sci. Albert de Monaco, No. 69, p. 170, pl. 48, figs. 1-14, 1925.

Station 5185. Twenty-two females and one male were obtained at this station between Panay and Negros, Philippine Islands, in a tow at a depth of 550 fathoms. The species was founded upon a single female from the temperate Atlantic, and the *Albatross* specimens are the first taken since that time. The female was fully described and figured in the Monaco plankton; the description of the new male here given completes the diagnosis of the species and substantiates its validity.

Male.—Metasome elongate-elliptical, considerably narrowed at both ends; head fused with the first segment and provided with a crest as well defined as in the female. Fourth and fifth segments separated, the latter produced into small round knobs on each side of the genital segment. Urosome two-fifths as long and a quarter as wide as the metasome and 5-segmented, the segments diminishing in length and width backward, anal segment very short. Caudal rami almost circular in dorsal outline and about twice as long as the anal segment, the five setae attached around two-thirds of the circle.

The first antennae are very slender and reach the distal end of the first abdominal segment. The exopod of the second antenna is but little longer than the endopod, and its second segment is one-half longer than the end segment, with very long and slender setae. Mouth parts like those of the female. Endopods of the first three pairs of legs with rows of spines on the ventral surface, but no spines on the fourth endopod. Fifth legs of the same general form as in *affinis* but differing in details. The endopod of the right fifth leg is laminate and reaches the middle of the second segment of the exopod, with a rounded barb on the ventral margin. The first segment of the exopod is enlarged at the distal end and projects beyond the attachment of the second segment as an angular process. The second segment is also enlarged at the distal end on the inner margin, while the third segment is straight and spiniform. The second basipod of the left leg is longer than the first and reaches the center of the first exopod segment of the right leg. The two rami of this leg are subequal, one ending in an ovate knob, the other in a laminate seta. Total length 5.11 mm. Metsome 3.69 mm. long, 1.50 mm. wide.

Allotype male.—U.S.N.M. No. 74147, described by Dr. Wilson, but cannot now be found in the collection which he returned to the National Museum.

SCAPHOCALANUS BREVICORNIS (Sars)

PLATE 33, FIGURES 507-509

Scolecithrix brevicornis Sars, Norwegian North Polar Exped., vol. 5, Crustacea, p. 46, pl. 10, 1900.

Station 5185. Founded by Sars upon a few female specimens taken north of latitude 81° during the Norwegian North Polar Expedition and placed in the genus *Scolecithrix*. Found in the Polar Ocean between Spitsbergen and Greenland by With (1915, p. 192) and transferred to the present genus. Reported in the Antarctic by Farran (1929, p. 248) and kept in the present genus, where it evidently belongs. Not in any of the plankton lists. A single male and female were taken in a tow at this *Albatross* station at a depth of 550 fathoms. Camera-lucida drawings of the fifth legs of each sex are here presented and leave no doubt of the identity of the species, and a dorsal view of the male is included since none has ever appeared. U.S.N.M. No. 74148.

SCAPHOCALANUS ECHINATUS (Farran)

PLATE 34, FIGURES 510-511

Scolecithrix echinata FARRAN, Ann. Rep. Fisheries Ireland, 1902-3, pt. 2, app. 2, p. 37, pl. 4, figs. 15-18; pl. 5, figs. 12-17, 1905.

Stations 3799; 4758; 5231; 5263. Established by Farran upon a few female specimens captured off the coast of Ireland; later reported off New Zealand (Farran, 1929, p. 250). Evidently no male was found at either time although such a statement was not made. The plankton from station 3799 in the Hawaiian Islands, however, yielded a male and two females, and the former is here described for the first time.

Female.—Head smoothly rounded in front, without a crest, fourth and fifth segments fused with rounded posterior corners. Urosome one-fourth as long and one-fifth as wide as the metasome and 4-segmented, the three abdominal segments equal in length and width. Caudal rami as wide as long, well separated, and somewhat divergent. The first antennae reaching the center of the last segment of the metasome. The fifth legs 2-segmented, the end segment with a long smooth terminal seta, a coarsely toothed inner seta, and a small tooth on the outer margin opposite the base of the inner seta. Total length 2 to 2.4 mm.

Male.—Metasome elongate elliptical, three times as long as wide; head broadly rounded and without a crest; fourth and fifth segments fused with rounded corners. Urosome almost a third as long and a

fourth as wide as the metasome and caudal rami as wide as long. The first antennae reach the genital segment, and neither of them is geniculate. The outer spines of the first and second segments of the second exopod are about equal, as in the female. The fifth legs are equal in length; the second basipod of the right leg is enlarged into a sphere almost four times the diameter of the first basipod. The endopod is styliform and 1-segmented, the exopod is slender and 3-segmented, and the endopod reaches only to the center of the first segment of the exopod. The two basipod segments of the left leg are slender and cylindrical and reach nearly to the center of the second segment of the right exopod. The two rami are 3-segmented and equal in length, the first two segments cylindrical, the end segment shaped like an hour-glass and sharply bent at the constriction. Total length 1.80 mm. Metasome 1.35 mm. long, 0.45 mm. wide.

Allotype male.—U.S.N.M. No. 74149; station 3799, latitude $29^{\circ}22'$ N., longitude $139^{\circ}31'$ W., Hawaiian Islands.

Remarks.—The fifth legs of this *Albatross* male are as distinctive as those of the female and complete the species diagnosis.

SCAPHOCALANUS INSOLITUS, new species

PLATE 34, FIGURES 512-514

Stations 5105, 5231. Two females were found in the plankton at Station 5231, between Bohol and Leyte Islands in the Philippines. Additional specimens were taken also in the surface tow made at Station 5105 off southern Luzón.

Female.—Metasome elongate-elliptical, nearly three times as long as wide and considerably narrowed at both ends. Head fused with the first segment and the resultant cephalothorax more than twice as long as the rest of the metasome, with a very pronounced triangular crest on the forehead. Fourth and fifth segments also fused and prolonged backward at the posterior corners nearly to the distal end of the genital segment. Urosome less than a third as long and a fourth as wide as the metasome and 4-segmented, the segments all about the same width. The genital segment is as long as the first abdominal segment, while the second and third abdominal segments diminish in length. Caudal rami as long as the anal segment, one-half longer than wide and divergent.

First antennae reaching the caudal rami; exopod of the second pair slightly longer than the endopod, the second segment longer than the end segment and all the setae exceptionally long and slender. Fifth legs very unusual, as shown in figure 514, giving rise to the specific name. Each is 3-segmented, the two basal segments wider than long, the terminal segment much reduced in width and tipped with a small spine at each distal corner and two still smaller ones between them.

At the inner distal corner of the second segment is a huge spine perfectly smooth and nearly as long as the entire leg. The two spines are slightly curved and project so obliquely inward that their tips almost meet on the midline. Total length 3.80 mm. Metasome 3 mm. long, 1 mm. wide.

Types.—U.S.N.M. No. 74150; station 5231, latitude $10^{\circ}01'15''$ N., longitude $124^{\circ}43'15''$ E., between Bohol and Leyte, Philippine Islands.

Remarks.—This species may be readily recognized by its triangular crest, which comes to a point in front when viewed laterally, and by the unique details of the fifth legs, the huge spines being visible without removing the legs.

SCAPHOCALANUS MAGNUS (T. Scott)

Amallophora magna T. SCOTT, Trans. Linn. Soc. London, ser. 2, Zool., vol. 6, pt. 1, p. 55, pl. 4, figs. 5-9, 1894.

Stations 2; 2219; 4646; 4655; 4663; 4665; 4681; 4711; 4715; 4716; 4717; 4719; 4793; 5120; 5129; 5185; 5231; 5320. Identified by Sars from 10 of these *Albatross* stations and from 7 Monaco stations; also reported from 9 *Siboga* stations and the *Carnegie* plankton. In the preliminary Monaco list Sars (1905a, p. 6) placed this species in the genus *Amallophora*, transferring it to the present genus in the final Monaco report (1925).

SCAPHOCALANUS MEDIUS (Sars)

PLATE 34, FIGURES 515-517

Amallophora media SARS, Bull. Inst. Océanogr. Monaco, No. 101, p. 16, 1907.

Scaphocalanus medius SARS, Rés. camp. sci. Albert de Monaco, No. 69, p. 173, pl. 44, figs. 1-8, 1925.

Stations 4679; 4717; 5120; 5230. Established by Sars upon a few females taken in the Atlantic south of the Azores; appearing in the *Carnegie* plankton and listed by Sewell (1929, p. 208). Five females are listed from the first two stations in the eastern tropical Pacific and twenty specimens, representing both sexes, at the last two stations in the Philippines. Since the male is the first of its sex to be found, it is here described and figured.

Female.—Metasome elliptical, head fused with the first segment and smoothly rounded in front without any crest, fourth and fifth segments also fused with rounded corners, which barely overlap the anterior margin of the genital segment. Urosome one-third as long and one-fourth as wide as the metasome, 4-segmented. First antennae reach the center of the last metasome segment. The fifth legs are 2-segmented, the end segment with a long inner seta plumed only on the

outside, a shorter terminal seta and a still shorter outer seta. Length 2 to 2.4 mm.

Male.—Metasome elliptical, a little more than twice as long as wide and scarcely narrowed at each end. Head fused with the first segment and broadly rounded and without a crest; fourth and fifth segments also fused, the rounded posterior corners not quite reaching the genital segment. Urosome nearly half as long as the metasome and a fourth as wide, 5-segmented, the segments diminishing in length distally, the anal segment very short. Genital segment nearly as long as the first two abdominal segments combined and partially divided at its center. Caudal rami twice as long as wide and slightly divergent.

First antennae reaching the center of the genital segment, rather stout at the base but rapidly becoming slender with short setae. Exopod of second antennae one-half longer than the endopod; mouth parts and first four pairs of legs like those of the female. Fifth legs similar to those of the *affinis* male but with the following differences: The endopod of the right leg is much shorter than the basal segment of the exopod and acuminate. The basal segment of the exopod is swollen proximally and produced inward at its tip into a blunt process, and the end segment is less than half as long as the middle segment. The rami of the left leg are approximately the same width, and the inner one is but little longer than the outer.

Total length 1.82 mm. Metasome 1.20 mm. long, 0.53 mm. wide.

Allotype male.—U.S.N.M. No. 74151; station 5230, latitude 10°01'50" N., longitude 124°42'30" E., between Bohol and Leyte, Philippine Islands.

Remarks.—This species closely resembles *affinis* but is only three-fifths as large and has no frontal crest. These differences together with the details of the fifth legs in both sexes will identify the species. [Some question has arisen as to the actual identity of at least some of the specimens which Dr. Wilson has identified as *S. medius*, inasmuch as the drawing which he prepared of the fifth legs of the female for this report (pl. 34, fig. 516) is not in agreement with a manuscript sketch by Sars of an *Albatross* specimen for which he did not record the station number. Regrettably, the *Albatross* specimen figured by Wilson seems no longer to be extant. Dissections of a female *S. medius* from the general collections of the National Museum (*Albatross* stations 5120, 5230) identified by Wilson, as well as a typical female so designated by him (*Albatross* station 5230), are unlike Wilson's figure but do correspond closely with Sars' sketch to which reference has been made. It cannot now be ascertained whether the Museum females identified by Wilson as *S. medius* are aberrant, or representa-

tives of an undescribed species. If the latter alternative is true, the male allotype of *S. medius* diagnosed by Wilson and placed in the same vial with the selected "typical" female may have been incorrectly assigned to this species.—M. S. W.]

SCAPHOCALANUS ROBUSTUS (T. Scott)

PLATE 17, FIGURES 223-226; PLATE 18, FIGURES 227-229

Amalophora robusta T. SCOTT, Trans. Linn. Soc. London, ser. 2, Zool., vol. 6, pt. 1, p. 56, pl. 4, figs. 24-29, 1894.

Stations 4590; 5231; 5233. Established by Scott upon specimens from the Gulf of Guinea and placed by him in the genus *Amalophora*; transferred to the present genus by With (1915, p. 202) in the Danish *Ingolf* plankton. With, however, acknowledged that his description did not correspond with that given by Scott; moreover his figures were very limited. The *Albatross* specimens agree very closely with those obtained by Scott and for this reason the excellent figures made by Sars are here reproduced together with a supplementary description.

Female.—Metasome moderately robust but not so much so as in Scott's figure, but the urosome is considerably more robust. The head is narrowed but little in front, the forehead is broadly rounded and highly arched in lateral view and without a crest. Fourth and fifth segments fused, the posterior corners broadly rounded and reaching beyond the center of the genital segment, with a very minute spine at the apex. Urosome one-sixth as long and almost a third as wide as the metasome and 4-segmented. The genital segment is as long as the three abdominal segments combined and considerably wider. The caudal rami are wider than long, squarely truncated distally, and divergent.

The first antennae reach beyond the tips of the caudal rami and are sparsely setose. The exopod of the second antenna is twice as long as the endopod and its terminal segment is one-half longer than the second segment. The five lateral lobes of the second maxilla are well developed, and the end segment is tipped with three cylindrical filaments and five shorter ones with ovate heads. There is no trace of the filament with an ovate head on the first segment of the maxilliped mentioned by Scott, but otherwise the armature is exactly the same. The arrangement of the spines upon the third legs is shown in figure 229, and it will be noted that those upon the endopod are long and slender. The fifth legs are 2-segmented with indications that the second segment is really two segments fused. It carries a stout setose spine on the inner margin and a much smaller and smooth terminal spine. Total length 3 mm. Metasome 2.65 mm. long, 1 mm. wide.

Remarks.—All the specimens thus far obtained have been females; the male still remains unknown. The female can be recognized by its large size, robust form, by the absence of a frontal crest, and by the details of the fifth legs. Scott called attention also to the row of small teeth along the outer margin of the terminal spines of the exopods of the swimming legs. These *Albatross* specimens agree exactly in size with the type specimens described by Scott. The smaller size given by Farran (1929, p. 246) was doubtless due to the fact that his specimens were not fully grown, since he states that half of them were still in stage V.

SCAPHOCALANUS SUBBREVICORNIS (Wolfenden)

PLATE 34, FIGURE 518

Amalophora subbrevicornis WOLFENDEN, Deutsche Südpolar Exped., 1901-03, vol. 12, Zool., vol. 4, fasc. 4, p. 262, fig. 37, a-c, 1911.

Stations 3799; 5233. Established by Wolfenden upon two female specimens in a vertical haul from a depth of 1,200 meters in the Antarctic Ocean and placed in the genus *Amalophora*. Eight females were reported by Farran (1929, p. 249) from two vertical hauls of 400 and 1,000 meters in the Antarctic. The species did not appear in any of the plankton lists, and the foregoing are the only specimens reported since these records were made. The fifth legs of one of the *Albatross* specimens are shown in figure 518, and it can be seen that they correspond with those figured by Wolfenden and Farran except in one particular. At the inner distal corner of the second segment is a short bluntly rounded process that does not appear in the other figures. This may well be the rudiment of an endopod that will disappear later.

Genus SCOLECITHRICELLA Sars, 1902

SCOLECITHRICELLA ABYSSALIS (Giesbrecht)

PLATE 34, FIGURE 519

Scolecithrix abyssalis GIESBRECHT, Atti Accad. Lincei, Rome, ser. 4, vol. 4, sem. 2, p. 338, 1888; Fauna und Flora des Golfes von Neapel, monogr. 19, pp. 266, 284, pl. 13, figs. 15, 40; pl. 37, fig. 7, 1892.

Stations 4652; 5129; 5185; 5190; 5231; 5263; 5320. Established by Giesbrecht upon specimens from the tropical Pacific in vertical hauls from depths of 1,000 to 4,000 meters. Found at eight stations in the *Siboga* plankton, at a single station in the Monaco plankton, and at ten stations in the *Carnegie* plankton; all these tows were vertical hauls from considerable depths. These *Albatross* specimens were also obtained in vertical hauls from depths varying from 65 to 550 fathoms. It seems, therefore, that the specific name of the species is well deserved and that it is not likely to be found at the surface.

SCOLECITHRICELLA AUROPECTEN (Giesbrecht)

PLATE 19, FIGURE 251; PLATE 34, FIGURES 520-524

Scolecithrix auropecten GIESBRECHT, Fauna und Flora des Golfes von Neapel, monogr. 19, pp. 266, 284, pl. 13, figs. 8, 18, 22, 27; pl. 37, figs. 3, 10, 1892.

Stations 3799; 4011; 4652; 5129; 5180; 5185; 5190; 5229; 5231; 5233; 5240; 5246; 5263; 5320; 5437; 5553. Established by Giesbrecht upon female specimens taken at Naples; reported from the Celebes Sea in the *Siboga* plankton, and from Pacific stations in the *Carnegie* plankton. The first males to be obtained came from these *Albatross* stations and are here described.

Female.—Metasome elongate-elliptical, two and a half times as long as wide; head fused with the first segment, and the fourth with the fifth segment, the posterior corners angular. Urosome 4-segmented, the three abdominal segments of equal length and width, the genital segment longer and wider. First antennae reaching the middle of the third thoracic segment; endopod of second antenna longer and stouter than the exopod. Fifth legs 2-segmented and tipped with two spines, one apical and the other subapical on the inside and longer. Length 1.8 mm.

Male.—Metasome nearly three times as long as wide; head separated from the first segment and broadly rounded. Fourth and fifth segments incompletely fused, with rounded corners overlapping the genital segment. Urosome more than a third as long and as wide as the metasome; 5-segmented. Genital segment wider than long, with nearly straight sides; the first three abdominal segments about the same length and width, the anal segment much shorter. Caudal rami a little longer than wide and parallel, each with five short setae.

First antennae reaching the genital segment, rather slender and sparsely setose, neither of them geniculate. Second antennae, mouth parts, and first four pairs of legs like those of the female. The two fifth legs are unequal in length, the right one considerably the longer and slenderer. It is made up of two basipod segments, a 3-segmented exopod, and a 1-segmented endopod. The left leg has two short basipod segments, neither of which is swollen, a long exopod segment with a knob at its distal end, and a rounded protuberance at the center of the lateral margin. The end segment is more or less laminate, curved, and flanked by a curved claw at its base. Total length 1.48 mm. Metasome 1.06 mm. long, 0.40 mm. wide.

Allotype male.—U.S.N.M. No. 74153; station 5437, latitude 15°45'54" N., longitude 119°42'45" E., west coast of Luzón, Philippine Islands.

Remarks.—The males of species in this genus are extremely few in number, and a new one makes a welcome addition to our knowledge of these copepods.

SCOLECITHRICELLA BRADYI (Giesbrecht)

Scolecithrix bradyi GIESBRECHT, Atti Acad. Lincei, Rome, ser. 4, vol. 4, sem. 2, p. 337, 1888; Fauna und Flora des Golfes von Neapel, monogr. 19, pp. 266, 283, pl. 4, fig. 7; pl. 13, figs. 1, 3, 7, 11, 21, 28; pl. 37, figs. 1, 2, 9, 1892.

Stations 3; 51; 77; 78; 470; 3799; 3829; 3834; 3867; 3878; 3932; 3980; 4009; 4037; 4611; 4659; 4673; 4700; 4707; 5120; 5129; 5185; 5190; 5233; 5263; 5319; 5342; 5399; 5412; 5415; 5422; 5437; 5553; Sabtán Island, Philippine Islands. Identified by Sars from 5 of these *Albatross* stations and from 1 Monaco station; found also at 7 *Siboga* and 31 *Carnegie* stations.

SCOLECITHRICELLA DENTATA (Giesbrecht)

PLATE 18, FIGURES 230-232

Scolecithrix dentata GIESBRECHT, Fauna und Flora des Golfes von Neapel, monogr. 19, pp. 266, 283, pl. 13, figs. 12, 20, 33; pl. 37, figs. 13, 14, 1892.

Stations 3; 470; 3799; 4700; 4757; 4758; 5120; 5129; 5185; 5223; 5230; 5246; 5320; 5340. Specimens, including both sexes, were identified from station 4700, between Easter Island and the Galápagos Islands, by Sars, who also recorded the species from three stations in the Monaco plankton. The Monaco specimens were all from the northern Atlantic, so that this is the first record from the Pacific and these are the first males ever taken.

Female.—Metasome elliptical, two and one-third times as long as wide; head fused with the first segment, and the fourth with the fifth segment, corners rounded. Urosome one-fourth as long and one-seventh as wide as the metasome, 4-segmented, segments diminishing in length backward. First antennae not quite reaching the genital segment; exopod of second antenna slightly longer than endopod. Fifth leg laminate ovate, with a tiny spine at the tip and a much larger one at the center of the inner margin. Total length 1.60 mm.

Male.—Fully as large as the female and similar in general form, but the urosome is proportionally longer and 5-segmented, the anal segment shortened and the penultimate segment lengthened, the other three about equal in length.

The first antennae reach the middle of the urosome and the basal segments carry slender aesthetascs in addition to setae. The fifth legs are slender and reach beyond the tips of the caudal rami, and their structure is very different from those of the other males. The second segment of the left basipod is inflated, and the exopod is 2-segmented, the second segment curved and tipped with a flanged spine. The first segment carries at its outer distal corner a blunt rodlike spine. The right leg has two cylindrical basipod segments, which combined almost reach the distal end of the first exopod segment of the left leg. The

exopod is 3-segmented, the segments diminishing in length and width distally, the end segment tipped with a bunch of setae. The endopod is 1-segmented, much longer than the exopod, swollen in the center, the terminal portion curved into a half circle tipped with an acute process. Total length 1.55 mm. Metasome 1 mm. long, 0.42 mm. wide.

Allotype male.—U.S.N.M. No. 79939 (slide); station 5120, latitude 13°45'30" N., longitude 120°30'15" E., west of Lubang, Philippine Islands.

Remarks.—At first glance the male fifth legs described above would seem to warrant generic separation from the other species, but closer examination reveals that they are constructed on the same general plan as those of *auropecten* and *minor*, the differences being confined to details of structure. Since the females are undoubted species of the present genus and the males correspond in the details of the antennae, mouth parts, and first four pairs of legs, it does not appear advisable to try to erect a new genus for them.

SCOLECITHRICELLA MINOR (Brady)

PLATE 34, FIGURE 525

Scolecithrix minor BRADY, Voyage of H. M. S. *Challenger*, Zool., vol. 8, pt. 23, Copepoda, p. 58, pl. 16, figs. 15-16, pl. 18, figs. 1-5, 1883.

Station 4759. Established by Brady in the *Challenger* plankton upon specimens from the southwestern Indian Ocean and placed in the genus *Scolecithrix*. Made the type of a new genus, *Scolecithricella*, by Sars (1902, p. 55); reported from one station in the Monaco plankton, and from both the Atlantic and Pacific in the *Carnegie* plankton.

SCOLECITHRICELLA OVATA (Farran)

PLATE 35, FIGURE 527

Scolecithrix ovata FARRAN, Ann. Rept. Fisheries, Ireland, 1902-03, pt. 2, app. 2, p. 37, pl. 6, figs. 13-18; pl. 7, figs. 1-5, 1905.

Station 2563. Established by Farran upon specimens from the northern Atlantic off the coast of Ireland; a single female was reported by Sars in the Monaco plankton and a few specimens at a northern Atlantic station in the *Carnegie* plankton. Three females were taken at this *Albatross* station off the coast of Delaware; thus the species remains confined to the Atlantic Ocean, and the adult male is unknown. As can be seen from the figure, the fifth legs of the female are peculiar in being 3-segmented and in the relative size and arrangement of the spines.

[What other material Dr. Wilson may have had from this station cannot now be determined. Neither the original sample from which

the specimens here referred to and figured were taken nor the specimens themselves could be located in the *Albatross* material returned by the Wilson estate to the National Museum.—W. L. S.]

SCOLECITHRICELLA TYDEMANI A. Scott

Scolecithricella tydemani A. SCOTT, Copepoda of the *Siboga*-Expedition, monogr. 29a, pt. 1, p. 93, pl. 30, figs. 10-17, 1909.

Station 5185. Established upon a single female taken in the Halmahera Sea by the *Siboga* and fully described by A. Scott, it was later placed in synonymy with *Amallothrix ostusifrons* by Sars (1925, p. 179) but is here validated by the discovery of two females from this *Albatross* station a little farther north, the first record of the species since the original discovery.

SCOLECITHRICELLA VITTATA (Giesbrecht)

PLATE 18, FIGURES 233, 234

Scolecithrix vittata GIESBRECHT, Fauna und Flora des Golfes von Neapel, monogr. 19, pp. 266, 283, pl. 13, figs. 2, 23, 32, 34; pl. 37, figs. 5, 8, 1892.

Stations 470; 4637; 4700; 4850; Fiji Islands. Identified by Sars from the second and third of these *Albatross* stations and from one Monaco station. The female is fully described in the Monaco report. Giesbrecht's type came from the Bay of Naples, and the Monaco specimen came from the temperate Atlantic; hence this is the first record from the Pacific. The male remains unknown.

Genus SCOLECITHRIX Brady, 1883

SCOLECITHRIX DANAE (Lubbock)

Undina danae LUBBOCK, Trans. Ent. Soc. London, new ser., vol. 4, p. 21, pl. 9, figs. 6-9, 1856.

Stations 6; 13; 15; 16; 18; 26; 27; 30; 52-62; 64; 65; 71; 75-82; 2195; 2396; 3829; 3867; 3878; 3901; 3912; 3930; 3932; 3980; 4009-4011; 4037; 4574; 4580; 4588; 4611; 4635; 4638; 4640; 4644; 4646; 4648; 4659; 4663; 4674; 4684; 4687; 4700; 4706-4708; 4710; 4713; 4714; 4716; 4719; 4721; 4722; 4724; 4730; 4732; 4734; 4740; 4751; 4926; 5102; 5129; 5133; 5134; 5155; 5180; 5185; 5186; 5190; 5223; 5225-5227; 5240; 5246; 5263; 5319; 5320; 5340; 5346; 5410; 5411; 5415; 5422; 5430; 5553; Sabtán Island, Philippine Islands; Fiji Islands; Ellice Islands. Identified by Sars from 32 of these *Albatross* stations and 33 stations; found also at several *Challenger*, 63 *Siboga*, and 80 *Carnegie* stations. This is the most widely distributed species of the genus. It is often taken in large numbers at consecutive stations.

Genus *SCOLECOCALANUS* Farran, 1936*SCOLECOCALANUS SPINIFER*, new species

PLATE 35, FIGURES 528-531

Station 5321. Farran (1936, p. 102) established the genus *Scolecocalanus* for two species, *S. galeatus* and *S. lobatus*, taken during the British Expedition to the Great Barrier Reef of Australia. Both of the species were founded upon females alone and have never been recorded by any other author. Two females and a male of this new species were taken at this station between Formosa and Luzón in a vertical haul from the bottom at 26 fathoms to the surface.

Female.—Metasome elliptical, two and a half times as long as wide; head fused with the first segment to form a cephalothorax longer than the rest of the metasome. Forehead armed with a high galeate crest, which extends back on to the dorsal surface of the head. Fourth and fifth segments partially fused, with the posterior corners extending back beyond the center of the genital segment, and the posterior margin deeply reentrant on the dorsal surface. The urosome is 4-segmented, the segments diminishing considerably in length but only a little in width posteriorly. The genital segment is asymmetrical, being produced outward and backward on the right side, the right posterior corner ending in an acute spine, which extends back over the first abdominal segment and nearly reaches its posterior margin, and is prominent in both dorsal and lateral views. The anal segment is very short and reentrant at the center of its posterior margin. The caudal rami are wider than long, somewhat divergent, and on a level with the ventral surface of the anal segment, each with five terminal setae.

The first antennae are rather slender and reach beyond the tips of the caudal rami by two segments. The exopod of the second antenna is one-half longer than the endopod, and the end segment is longer than the second segment. The second maxilla has five lateral lobes, with very long setae and three short terminal segments. The maxilliped is 7-segmented and tapers regularly from base to tip and is sparsely setose. The first four pairs of legs have 3-segmented exopods and endopods with 1, 2, 3, and 3 segments, respectively. Only the left fifth foot is present as in Farran's two species; the basal segment has a small finger process at the distal end on the anterior surface, and the long curved terminal spine is without a trace of spinules or hairs on either margin. Total length 4.38 mm. Metasome 3.80 mm. long, 1.53 mm. wide.

Male.—Metasome with the same general structure as in the female, but the frontal crest is a little longer and extends farther back on the

dorsal surface. The fifth segment is more fully separated from the fourth, and its posterior corners are smoothly rounded, with a small curved spine nearer the ventral surface. The urosome is relatively longer and thicker dorsoventrally, and the caudal rami being on a level with the ventral surface are depressed far below the dorsal surface.

The first antennae reach the second abdominal segment, and neither of them is geniculate. The second antennae, mouth parts, and first four pairs of legs are like those of the female, while the fifth legs are peculiar to the genus. In the right leg the second basipod is swollen, the endopod is 1-segmented and nearly reaches the tip of the exopod, and the latter is 2-segmented, the first segment one-half longer than the second. The end segment is swollen distally into three lobules, is flattened on the inner surface, and is tipped with a small spine. The left leg is about the same length as the right, the second basipod twice the length of the first, and the two combined almost reach the distal end of the first segment of the right exopod. The left exopod is 2-segmented, the second segment longer than the first, swollen at its tip and armed with two or three spines. The left endopod is 1-segmented and almost as long as the exopod, the tip curved over and pressed into the shape of the bowl of a ladle. Since there was but the single male the fifth legs were left intact, and the right one was drawn from the right side and the left one from the left side. The figure of the left leg therefore needs to be turned over to get it in correct position with reference to the right leg. Total length 4.25 mm. Metasome 3.60 mm. long, 1.53 mm. wide.

Types.—U.S.N.M. No. 74155; station 5321, latitude $20^{\circ}19'30''$ N., longitude $121^{\circ}51'15''$ E., China Sea off Hong Kong.

Remarks.—The female can be identified easily by the spine on the genital segment, whence the specific name; the details of the fifth legs best characterize the male.

Genus SCOTTOCALANUS Sars, 1905

SCOTTOCALANUS FARRANI A. Scott

PLATE 35, FIGURES 533-537

Scottocalanus farrani A. Scott, Copepoda of the *Siboga*-Expedition, monogr. 29a, pt. 1, p. 106, pl. 24, figs. 1-9; pl. 29, figs. 11-18, 1909.

Station 5231. Established by Scott in the *Siboga* plankton upon 53 specimens, including both sexes, from the western tropical Pacific and reported by Sewell (1913, p. 354; 1929, p. 183) from the Indian Ocean. Three males and two females were found in the plankton of this *Albatross* station in the Philippines. The fifth legs of the male seen in figure 537 leave no doubt of the identity of the species. In

these *Albatross* males there was a fringe of small spines on the posterior margin of each of the first four urosome segments. Since similar spines are not mentioned in the other species of the genus, they will serve as additional marks of identification. It is also worthy of note that in the *Siboga* plankton with one exception these specimens were taken in vertical hauls from considerable depth; the tow made by the *Albatross* at this station was also a vertical haul, from 80 fathoms to the surface.

SCOTTOCALANUS HELENÆ (Lubbock)

PLATE 36, FIGURES 543-546

Undina helenæ LUBBOCK, Trans. Ent. Soc. London, new ser., vol. 4, p. 25, pl. 4, fig. 4; pl. 7, figs. 1-5, 1856.

Station 5231. Established by Lubbock upon male specimens from the northern Atlantic and placed in the genus *Undina*; transferred by A. Scott in the *Siboga* plankton to the present genus. It does not appear in any of the plankton lists but has been found by several other authors. Twenty-five specimens including both sexes, were obtained at this *Albatross* station between Bohol and Leyte in a tow at a depth of 80 fathoms. The female is described here for the first time.

Female.—Metasome elliptical, narrowed considerably at each end; head fused with the first segment, the separation indicated by a very short dorsal groove. The two combined are nearly two-thirds the entire length of the metasome, and the head carries a prominent frontal crest. Fourth and fifth segments separated, the latter with short acute spines at the posterior corners, which overlap the genital segment a little. Urosome a fourth as long and wide as the metasome and made up of four segments, which diminish in length and width distally. In lateral view each segment projects at its posterior margin above the following segment. The genital segment is nearly as long as the three abdominal segments combined and is slightly protuberant ventrally. The anal segment is very short and scarcely visible in dorsal view. The caudal rami are well separated, about twice as long as wide, and strongly divergent.

The first antennae are stout at the base but quickly become very slender and reach the caudal rami. The exopod of the second antenna is much longer than the endopod, and the end segment is about as long as the second segment. The mouth parts and first four pairs of legs are much like those of other species of the genus, but the fifth legs are different. Each leg is made up of three distinct segments, the basal segment with a rounded process at the outer distal corner, the second segment with parallel sides and the end segment considerably swollen.

The terminal spine is short, curved and clawlike; the subterminal spine is stout, twice as long as the entire leg with a single row of rather coarse spines and not divided at the tip. Total length 4.50 mm. Metasome 3.40 mm. long.

Male.—Metasome elongate-elliptical, evenly contracted at each end; head fused with first segment and the two together five-eighths of the length of the metasome, with a prominent frontal crest. Fourth and fifth segments more or less fused, with angularly pointed posterior corners. Urosome a little more than a third as long and a little less than a third as wide as the metasome, and made up of five segments. The first four segments are about equal in length but the anal segment is only one-fifth as long. The caudal rami are as wide as long, well separated and nearly parallel.

The first antennae reach the anal segment; the second antennae, mouth parts, and first four pairs of legs are like those of the female, the fifth legs are distinctive. The right leg is longer than the left, the second basipod is swollen to twice the diameter of the first and is nearly a sphere. The endopod is 2-segmented, the second segment sickle-shaped and with a distinct tooth near the center of the outer margin. The exopod is 2-segmented, the basal segment with an angular process at the inner distal corner. The terminal segment is sickle-shaped, swollen at the end and tipped with a curved spine. The two basipods of the left leg reach the center of the basal exopod segment of the right leg. The endopod is laminate, 1-segmented, tongue-shaped, and just reaches the tip of the basal exopod segment. The exopod is 2-segmented, the segments about equal in length, the end segment tipped with two long curved filaments and a bunch of shorter ones on the inner distal margin. Total length 4.75 mm. Metasome 3.17 mm. long.

Allotype female.—U.S.N.M. No. 74156; station 5231, latitude $10^{\circ}01'15''$ N., longitude $124^{\circ}43'15''$ E., between Bohol and Leyte, Philippine Islands.

Remarks.—The discovery of the female of this species verifies Scott's separation of the male as a new species and proves that it cannot be made a synonym of the species *persecans* as advocated by Farran. [See Sewell (1929, p. 183) for discussion of the synonymy of this species. If he is right in considering *S. thorii* With, 1915, as a synonym of *S. helenae*, then the female has been described by With. Further study of these *Albatross* specimens may be necessary to clear up this point.—M. S. W.]

SCOTTOCALANUS LONGISPINUS A. Scott

Scottocalanus longispinus A. Scott, Copepoda of the *Siboga*-Expedition, monogr. 29a, pt. 1, p. 109, pl. 25, figs. 10-18, 1909.

Stations 5231; 5233; 5240; 5246; 5287. Established in the *Siboga* plankton upon a single female from the Halmahera Sea in a vertical haul from a depth of 1,000 meters; not since found. A small number of females were obtained at these *Albatross* stations east of Mindanao and just north of the *Siboga* locality in vertical hauls varying between 310 and 80 fathoms to the surface.

SCOTTOCALANUS PERSECANS (Giesbrecht)

Scolecithrix persecans GIESBRECHT, Bull. Mus. Comp. Zool., vol. 25, No. 12, p. 253, pl. 3, figs. 6-12, 1895.

Stations 4667; 4732; 4734; 5185; 5227; 5231; 5263; 5287. Identified by Sars from the first three of these *Albatross* stations and from 50 Monaco stations; present also in the *Siboga* plankton where all the specimens obtained were males.

SCOTTOCALANUS SECURIFRONS (T. Scott)

Scolecithrix securifrons T. SCOTT, Trans. Linn. Soc. London, ser. 2, Zool., vol. 6, pt. 1, p. 47, pl. 4, figs. 40-56; pl. 5, fig. 1, 1894.

Stations 26; 27; 30; 4638; 4681; 4685; 4703; 4705; 4715; 4717; 4720-4722; 4730; 4732; 4734; 4736; 4740; 4742; 5120; 5185; 5221; 5227; 5231; 5246; 5287. Identified by Sars from 18 of these *Albatross* stations and from 25 Monaco stations; and found at 10 stations in the *Siboga* list. With one exception, the *Siboga* specimens were taken in vertical hauls starting from depths of 80 fathoms or more, 15 hauls were from 30 fathoms, and one, indeed, was from 550 fathoms.

SCOTTOCALANUS SETOSUS A. Scott

Scottocalanus setosus A. SCOTT, Copepoda of the *Siboga*-Expedition, monogr. 29a, pt. 1, p. 108, pl. 24, figs. 10-18, 1909.

Stations 5185; 5231; 5437. Established by Scott upon female specimens from the western tropical Pacific and described in the *Siboga* plankton. These *Albatross* specimens are the first to be recorded since the original discovery, and they come from the same locality.

SCOTTOCALANUS THOMASI A. Scott

PLATE 36, FIGURE 547

Scottocalanus thomasi A. SCOTT, Copepoda of the *Siboga*-Expedition, monogr. 29a, pt. 1, p. 109, pl. 26, figs. 1-10; pl. 28, figs. 10-17, 1909.

Stations 3799; 5120; 5185; 5227; 5231; 5233; 5437; 5451. Established by Scott in the *Siboga* plankton upon specimens from the Banda Sea just south of the Equator in the western Pacific and reported from the Indian Ocean by Sewell (1929, p. 184). Most of these

Albatross specimens came from a little farther north in the Philippines and included females only. This sex can be identified by the peculiar structure of the long subapical seta on the fifth legs as shown in figure 547. This seta is somewhat flattened dorsoventrally and divided at its tip, one branch being fringed with hairs while the other is smooth. [Sewell finds that the V-shaped appearance of the end of this spine is due to viewing the enlarged spinules of the distal portion in profile.—M. S. W.]

Genus SPINOCALANUS Giesbrecht, 1888

SPINOCALANUS ABYSSALIS Giesbrecht

Spinocalanus abyssalis GIESBRECHT, Atti Accad. Lincei, Rome, ser. 4, vol. 4, sem. 2, p. 335, 1888; Fauna und Flora des Golfes von Neapel, monogr. 19, p. 209, pl. 13, figs. 42-48; pl. 36, fig. 49, 1892.

Stations 53; 76; 3799; 4663. Identified by Sars from three Monaco stations and appearing otherwise only in the *Carnegie* plankton. Both sexes are described by Sars (1901, p. 22; 1903, p. 157) in the "Crustacea of Norway."

SPINOCALANUS MAGNUS Wolfenden

Spinocalanus magnus WOLFENDEN, Journ. Mar. Biol. Assoc. United Kingdom, new ser., vol. 7, No. 1, p. 118, 1904.

Station 5226. Established by Wolfenden upon specimens obtained in the northern Atlantic; described and figured by Sars in the Monaco plankton and appearing in the *Carnegie* list.

Genus STEPHOS T. Scott, 1892

STEPHOS PERPLEXUS, new species

PLATE 36, FIGURES 548-550

Stations 27; 5319. Each of these stations yielded a single male. The males have exceptionally complicated fifth legs which have a general resemblance to those of the preceding genus.

Male.—Metasome elliptical, the length two and two-thirds times the width; head fused with the first segment, narrowed and rounded in front and widest at its posterior margin. Fifth segment with sharp posterior corners turned inward but without spines. Urosome one-fourth as wide and one-third as long as the metasome and 5-segmented, the segments all the same width and nearly the same length. Caudal rami widely separated at the corners of the anal segment, divergent, and as wide as long.

First antennae reach the anal segment, are rather slender, and neither of them is geniculate. The exopod of the second antenna is longer than the endopod, and its end segment is longer than the sec-

ond segment. Exopods of the first four pairs of legs 3-segmented, endopods with one, two, three, and three segments, respectively. Fifth legs rather complicated and very bizarre, the right leg much longer than the left. The two basipod segments of this leg are about the same length and folded together. Exopod 3-segmented, the basal segment armed with a tuft of lanceolate leaflike appendages, the other two segments triangular and very unequal in size; endopod 3-segmented and turned inward. The left leg is large and tumid; the exopod has two swollen segments tipped with a long curved claw and an irregular wormlike process; the endopod is a long and slender spine with an S-shaped curve. Total length, including caudal rami 2.90 mm. Greatest width 0.86 mm.

Type.—U.S.N.M. No. 74157; station 5319, latitude $21^{\circ}31' N.$, longitude $117^{\circ}53' E.$, China Sea, near Formosa.

Remarks.—These fifth legs do not correspond exactly with those of the genus *Stephos* but at least they are equally bizarre, and it is better to leave the erection of a new genus for this species until the female is obtained.

Genus TEMORA Baird, 1850

TEMORA DISCAUDATA Giesbrecht

PLATE 36, FIGURES 551-553

Temora discaudata GIESBRECHT, Atti Accad. Lincei Rome, ser. 4, vol. 5, sem. 1, p. 814, 1889; Fauna und Flora des Golfes von Neapel, monogr. 19, pp. 328, 338, pl. 17, figs. 3, 20, 23; pl. 38, figs. 24, 25, 28, 1892.

Stations 12; 13; 15; 16; 27; 30; 65; 66; 70; 71; 73; 77-79; 4611; 4638; 4640; 4644; 4646; 4663; 4664; 4734; 5133; 5180; 5185; 5186; 5190; 5209; 5223; 5225; 5226; 5228; 5230; 5240; 5262; 5263; 5301; 5319; 5320; 5338; 5340; 5348; 5399; 5424; 5434; 5489; 5553; 5646; 5647; 5651; 5661; Charles Island, Galápagos. Identified by Sars from 13 of these *Albatross* stations but not recorded in his Monaco list. It was well distributed in the *Siboga* and the *Carnegie* planktons.

TEMORA LONGICORNIS (Müller)

Cyclops longicornis MÜLLER, Entomotraca, p. 115, pl. 19, figs. 7-9, 1785.

Stations 7; 9; 10; 16; 27; 30; 71; 2396; 4952; 5129; 5133; 5175; 5176; 5180; 5185; 5186; 5190; 5223; 5225-5228; 5232; 5262; 5263; 5301; 5319; 5381; 5382; 5415; 5424; 5434; 5437; 5488; 5651; Iloilo Straits, Philippine Islands. This is a surface species and often swarms in large numbers in favorable localities. It occurred also in the Monaco and *Carnegie* planktons.

TEMORA STYLIFERA (Dana)

PLATE 34, FIGURE 526

Calanus stylifer DANA, Proc. Amer. Acad. Arts and Sci., vol. 2, p. 13, 1849; United States Exploring Expedition 1838-1842 (Wilkes), vol. 14, pt. 2, Crustacea, p. 1058, 1853; pl. 72, fig. 9, 1855.

Stations 9; 16; 27; 30; 48; 70; 71; 77; 78; 80; 81; 2396; 2792; 3799; 4588; 4611; 4640; 4644; 4926; 4952; 5102; 5129; 5133; 5134; 5155; 5175; 5176; 5180; 5185; 5186; 5190; 5196; 5199; 5208; 5209; 5223; 5225; 5226; 5228; 5230-5234; 5240; 5246; 5262; 5263; 5299; 5301; 5319; 5320; 5338; 5340; 5342; 5358; 5382; 5386; 5399; 5422; 5424; 5434; 5488; 5489; 5530; 5553; 5601; 5646; 5651; 5672; Iloilo Straits, Philippine Islands; Fiji Islands; Gilbert Islands; Charles Island, Galápagos. This is a widely distributed species and was recorded from many stations in the Monaco and *Carnegie* planktons; unexpectedly absent from the *Siboga* list.

TEMORA TURBINATA (Dana)

Calanus turbinatus DANA, Proc. Amer. Acad. Arts and Sci., vol. 2, p. 12, 1849; United States Exploring Expedition, 1838-1842 (Wilkes), vol. 14, pt. 2, Crustacea, p. 1057, 1853; pl. 72, fig. 8, 1855.

Stations 2219; 5175; 5176; 5246; 5262; Iloilo Straits, Philippine Islands. This species was found at 3 Monaco and 25 *Siboga* stations but was not present in the *Carnegie* plankton. The *Siboga* specimens were taken in vertical hauls from considerable depths, which would suggest that this species frequents deeper waters than the rest of the genus, yet with one exception, station 5246, a vertical haul from 100 fathoms to the surface, all the *Albatross* specimens were secured by means of surface tows.

Genus TEMORITES Sars, 1900

TEMORITES BREVIS Sars

PLATE 35, FIGURE 539

Temorites brevis SARS, Norwegian North Polar Exped., vol. 5, Crustacea, p. 100, pls. 30, 31, 1900.

Station 5180. Two females were found in the plankton at this station in the vicinity of Romblon Island in the Philippines. Originally obtained by Sars from the North Polar Ocean, it was later identified by him from the Mediterranean (1925, p. 194), and is here recorded from the tropical Pacific from three widely separated localities.

Genus **TIGRIOPUS** Norman, 1869**TIGRIOPUS INCERTUS** Smirnov

PLATE 36, FIGURES 554-559

Tigriopus incertus SMIRNOV, Trans. Arctic Inst. U. S. S. R., vol. 2, p. 205, figs. 16-23, 1932.

Twenty-five specimens (U.S.N.M. Nos. 74158 and 78840), including both sexes, were obtained in a tow through the kelp about Rat Island in the western Aleutian Islands by V. B. Scheffer, of the U. S. Biological Survey, June 26, 1932. They are the first to be obtained since the original discovery by Smirnov off Franz Josef Land. Smirnov's description and figures are correct but rather brief, hence a full description is here supplied, together with supplementary figures.

Female.—Metasome elongate-ovate, only a little narrowed posteriorly, the first three thoracic segments with lateral lappets. Rostrum wide, spatulate, and curved over ventrally but prominent in dorsal view. Urosome narrower than the metasome but two-thirds as wide as long, the segments diminishing in length backward. The anal segment is quite short and reentrant at the center of its posterior margin, but the sinus is not very deep. Caudal rami as wide as long, the long inner setae more than twice the length of the entire urosome.

The first antennae are about as long as the cephalic segment and are 9-segmented, the four basal segments thick and robust, the five distal segments slender and short. Exopod of second antenna 4-segmented, with five setae, the end segment the longest and tipped with two unequal setae. Second maxillae broad; hand of chela on maxillipeds ellipsoidal, considerably narrowed at each end, the dactylus rather weak and reaching only to the center of the hand. First legs prehensile, the proximal segment of the exopod as long as the other two segments combined, the end segment with four stout curved claws and two setae. Endopod with basal segment almost six times as long as the other two segments combined, the end segment with two slender claws. Fifth legs of the usual pattern, the outer process of the basal segment rather large with a long seta, the inner expansions of the two legs partially fused on the midline, each reaching the center of the distal segment and armed with four setae, the second outer one the longest. Distal segment ovate, about twice as long as wide with four setae; the terminal one the longest. Total length 1.50 mm. Width of head 0.52 mm.

Male.—About the same size as the female but with a somewhat narrower metasome and urosome. First antenna stout, the terminal chela with a globular hand and a reduced clawlike dactylus. Outside of the base of the dactylus is a triangular process and a spine, the latter at

the tip of the hand. The endopod of the second legs has an elongate acuminate spine at the distal corner of the outer margin of the second segment, which reaches far beyond the tip of the third segment. The fifth legs are much reduced in size, the inner expansion of the basal segment has entirely disappeared, and the outer process is represented by a short spine. The terminal segment is very small and armed with four setae. A sixth pair of legs is indicated at the posterior corners of the genital segment by one larger spine and several smaller ones.

Neotypes.—U.S.N.M. No. 74158, Rat Islands, western Aleutian Islands.

Remarks.—As noted by Smirnov, the second legs of the male resemble those of the genus *Haracticus* more than those of *Tigriopus*. But in other respects the male and in all details the female correspond to the present genus.

Genus TORTANUS Giesbrecht, 1893

TORTANUS BARBATUS (Brady)

PLATE 36, FIGURE 560

Corynura barbata BRADY, Voyage of H. M. S. *Challenger*, Zool., vol. 8, pt. 23, Copepoda, p. 71, pl. 31, figs. 10–12, 1883.

Stations 5175; 5176. Established by Brady upon a single female from Zebu Harbor, Philippine Islands and three females recorded by Scott in the *Siboga* plankton from Manipa Strait just south of the Philippines. A male was added by Früchtl (1923, p. 456) from the Aru Islands, and the species was reported from the Bay of Bengal by Sewell (1912, p. 377). As can be seen in the figure, the fifth legs of the female are very asymmetrical, the left one with a tuft of curved claws at the center of the inner margin.

TORTANUS DISCAUDATUS (Thompson and Scott)

Corynura discaudata THOMPSON and SCOTT, Trans. Liverpool Biol. Soc., vol. 12 (1898), p. 80, pl. 6, figs. 1–11; pl. 7, figs. 1, 2, 1897.

Stations 4756; 4758. Identified by Sars from these *Albatross* and from two Monaco stations and is not found in the other planktons. It has generally been considered a littoral rather than a pelagic species, as it is sometimes found in considerable numbers close to shore. The *Albatross* specimens were taken in vertical hauls to the surface from 75 and 300 fathoms respectively.

TORTANUS FORCIPATUS (Giesbrecht)

Corynura forcipata GIESBRECHT, Atti Accad. Lincei, Rome, ser. 4, vol. 5, sem. 2, p. 26, 1889; Fauna und Flora des Golfes von Neapel, monogr. 19, pp. 525, 530, pl. 31, figs. 2, 3, 5, 7, 9, 10, 12, 15; pl. 42, figs. 34, 37, 1892.

Station 5287. Established by Giesbrecht upon female specimens from the straits of Formosa; the male was afterward added by Sewell (1914, p. 249). The species is declared by A. Scott in the *Siboga* plankton (p. 190) to be distinct from *gracilis*, with which it has been made synonymous by some writers. The *Albatross* specimens support Scott's decision. In the female the right leg is almost twice as long as the left, while in the male the two fifth legs are of equal length.

TORTANUS GRACILIS (Brady)

Corynura gracilis BRADY, Voyage of H. M. S. *Challenger*, Zool., vol. 8, pt. 23, Copepoda, p. 71, pl. 3, figs. 1-14, 1883.

Stations 5102; 5129; 5175; 5176; 5246; 5340; 5410; 5411; Gilbert Islands. Brady obtained specimens of both sexes from the Philippine Islands and made them a new species of the genus *Corynura*. This genus name being preoccupied, Giesbrecht (1898, p. 157) substituted Scott's decision. In the female the right leg is almost twice as long as the left, while in the male the two fifth legs are of equal length.

TORTANUS MURRAYI A. Scott

PLATE 18, FIGURES 235-242

Tortanus murrayi A. SCOTT, Copepoda of the *Siboga*-Expedition, monogr. 29a, pt. 1, p. 191, pl. 56, figs. 1-8, 1909.

Stations 5129; 5175; 5176; 5246; 5301; 5340; 5410; 5411; Iloilo Straits, Philippine Islands; Gilbert Islands. Sars identified specimens obtained in a surface tow at Butaritari Lagoon as a new species and made pencil drawings of all the appendages. They prove, however, to belong to the above species described by Scott in his *Siboga* report, but Sars' figures include details omitted by Scott and for this reason are here included and the species redescribed.

Female.—Metasome elliptical, two and a half times as long as wide; head separated from the first segment and narrowed considerably in front. Fourth and fifth segments fused with smoothly rounded corners and without spines or processes. Urosome nearly symmetrical, but the genital segment has a small tubercle at the left posterior corner and the left caudal ramus is enlarged a little.

The first antennae extend beyond the caudal rami and have three or four large setae at their tips. The exopod of the second antenna is shorter than the endopod, and the second segment is three-fifths of the entire length. The three terminal segments carry setae that are longer than the entire exopod. The disal segment of the endopod is three-fifths as long as the proximal segment and not lobed at the tip. The outer tooth on the chewing blade of the mandible is enlarged,

bluntly pointed, and inclined away from the other teeth. The latter are four in number and close together and suggest the fingers of a hand with the large tooth a swollen thumb. The palp has a long basipod and two short rami each 1-segmented and armed with three setae. The basal segment of the second maxilla has a large rounded process armed with seven setae at its distal posterior corner, and the end segment has three much longer setae. The maxilliped is very stout and 5-segmented, each segment armed with a long curved seta set with small spines along its concave margin. The fifth legs are symmetrical, neither one being enlarged, and the three spines at the tip of each leg are smaller and less divergent than those figured by Scott. Total length 2.25 mm.

Male.—Similar in general appearance to the female, but the head and posterior metasome are narrower and the urosome is 5-segmented. The caudal rami are the same size, perfectly symmetrical, and six times as long as wide, and the second inner seta on each is elongate. The left fifth leg is much longer than the right and reaches back to the center of the caudal rami. Total length 2.15 mm.

TORTANUS RECTICAUDA (Giesbrecht)

Corynura recticauda GIESBRECHT, Atti Accad. Lincei, Rome, ser. 4, vol. 5, sem. 2, p. 26, 1889; Fauna und Flora des Golfes von Neapel, monogr. 19, pp. 525, 531, pl. 31, figs. 1, 4, 8, 11, 14, 16; pl. 42, figs. 35, 36, 39, 1892.

Station 5415; Iloilo Straits, Philippine Islands. [From the first of these localities, between Cebu and Bohol, one female was identified and preserved by Dr. Wilson (U.S.N.M. No. 78844).—W. L. S.]

Genus UNDEUCHAETA Giesbrecht, 1888

UNDEUCHAETA MAJOR Giesbrecht

PLATE 35, FIGURE 541

Undeuchaeta major GIESBRECHT, Atti Accad. Lincei, Rome, ser. 4, vol. 4, sem. 2, p. 336, 1888; Fauna und Flora des Golfes von Neapel, monogr. 19, pp. 227, 232, pl. 37, figs. 56, 57, 59, 1892.

Stations 2; 32; 3382; 3799; 4427; 4571; 4574; 4679; 4681; 4687; 4691; 4715; 4716; 4722; 4732; 4740; 4757; 4926; 5120; 5155; 5185; 5223; 5227; 5228; 5231; 5233; 5246; 5263; 5287; 5319; 5437; 5451; 5595. Present in the Monaco, *Siboga*, and *Carnegie* planktons. The species is distinguished in the female by a frontal crest and the sharp posterior corners of the metasome, and in the male by the enlarged barblike tip of the right endopod of the fifth legs. Figure 541 shows the fifth legs of mature and immature males.

UNDEUCHAETA PLUMOSA (Lubbock)

PLATE 35, FIGURE 540

Undina plumosa LUBBOCK, Trans. Ent. Soc. London, new ser., vol. 4, p. 24, pl. 9, figs. 3-5, 1856.

Stations 15; 16; 26; 27; 74; 2195; 3799; 3800; 4009; 4010; 4681; 4683; 4685; 4687; 4691; 4705; 4730; 4740; 4926; 5120; 5180; 5185; 5186; 5227; 5231; 5233; 5234; 5246; 5263; 5319; 5437; 5451; 5595; H. 3789. Present, like the preceding species, in the Monaco, *Siboga*, and *Carnegie* planktons. The female has no frontal crest, and on the dorsal surface of the genital segment is a recurved spine; the fifth legs of the male have the form shown in figure 540.

Genus UNDINULA A. Scott, 1909

UNDINULA CAROLI (Giesbrecht)

PLATE 19, FIGURES 252-255

Calanus caroli GIESBRECHT, Atti Accad. Lincei, Rome, ser. 4, vol. 4, sem. 2, p. 331, 1888; Fauna und Flora des Golfes von Neapel, monogr. 19, pp. 91, 127, pl. 8, fig. 3, 1892.

Stations 6; 7; 9; 15; 19; 27; 31; 64; 65; 71; 75-78; 470; 3829; 3834; 3867; 3878; 3901; 3912; 3929; 3930; 3980; 4009; 4010; 4011; 4037; 4614; 4743; 4926; 5120; 5126; 5129; 5134; 5180; 5185; 5186; 5190; 5196; 5223-5226; 5228; 5231; 5234; 5240; 5246; 5258; 5262; 5308; 5319; 5320; 5340; 5386; 5396; 5397; 5399; 5412; 5415; 5422; 5434; 5437; 5507; 5601; 5646; Fiji Islands. This species was well distributed in the *Siboga* and *Carnegie* planktons and was often abundant, but it was not present in the Monaco plankton. There has always been difficulty in separating this from the following species; in fact the two are still regarded as the same species by some authors. Scott, however, in the *Siboga* plankton fully established the two males as separate species but had to acknowledge that he was unable to separate the females. This was reserved for Sars, whose detailed figures of the two species reveal the following distinguishing features:

Female.—Head somewhat narrowed anteriorly, with a smoothly rounded forehead, posterior corners of the metasome asymmetrical, the one on the left reaching the distal margin of the genital segment, closely appressed to the latter, and smoothly rounded at its tip, the one on the right not reaching the center of the genital segment and inclined outward away from it. The urosome is the same width throughout, the anal segment fully as wide as the genital segment. The latter is as thick dorsoventrally as it is long and has no dorsal posterior spine. The short setae on each caudal ramus are less than a sixth as long as the longest one.

Male.—On the first basipod of the left fifth foot the row of denticles along the inner margin runs off onto the posterior surface just beyond the center of the segment, leaving the distal part of the margin smooth. The endopod is attached to the center of the inner margin of the second basipod and is bilobed at its tip. The base of the terminal chela of the exopod is enlarged to twice the diameter of the segment to which it is attached and then abruptly narrowed at the origin of the arms. The inner arm is widened at the base and the tip and narrowed between the two and the swelling at the tip is trilobate. The inner tooth on the outer arm is about one-fourth of the length of the arm from its base, often still nearer to the base.

Remarks.—These are the details that help to characterize the species and that are to be compared with those given below for *U. darwinii*, in order that the two species may be completely separated.

UNDINULA DARWINII (Lubbock)

PLATE 19, FIGURES 256-259

Undina darwinii LUBBOCK, Trans. Linn. Soc. London, vol. 23, p. 179, pl. 29, figs. 4, 5, 1860.

Stations 4; 8; 9; 13; 19; 23; 27; 31; 63-68; 70; 71; 75-78; 80; 82; 236; 3681; 3782; 3829; 3878; 3912; 3980; 4011; 4037; 4588; 4613; 4635; 4638; 4644; 4648; 4671; 4681; 4700; 4705; 4707; 4708; 4713-4716; 4722; 4730; 4734; 4742; 5134; 5155; 5185; 5190; 5199; 5233; 5320; 5386; 5387; 5507. Reported in the *Challenger*, *Carnegie*, and *Siboga* plankton lists. The following characters distinguish this from the preceding species and will identify it:

Female.—Head narrowed scarcely at all, with a somewhat pointed forehead; the posterior corners of the metasome symmetrical, each extending just beyond the center of the genital segment and angular at the tip. In the urosome the genital segment is considerably wider anteriorly than the abdomen, but tapers to the same width posteriorly. It is not so thick as it is long, and it has a sharp spine on the posterior margin at the center of the dorsal surface. The short setae on each caudal ramus are more than half as long as the longest one and the two longest ones are curved like parenthesis marks.

Male.—On the first basipod of the left fifth foot the row of denticles along the margin does not run off on to the dorsal surface but keeps along the margin. The endopod is attached to the inner distal corner of the second basipod and is not bilobed at its tip. The base of the terminal chela of the exopod is enlarged to almost twice the diameter of the segment to which it is attached, but it is not narrowed at the base of the arms and keeps the same width throughout its length. The inner arm is much widened at its base and tapers distally to an appar-

ent joint beyond the center. On the posterior surface on either side of the joint is a small papilla tipped with a minute seta. The segment beyond the joint is abruptly widened and armed with a stout bifurcate process. The tooth on the inner margin of the outer arm is at or near the center.

UNDINULA VULGARIS (Dana)

PLATE 19, FIGURE 260

Undina vulgaris DANA, Proc. Amer. Acad. Arts and Sci., vol. 2, p. 22, 1849; United States Exploring Expedition, 1838-1842 (Wilkes), vol. 14, pt. 2, Crustacea, p. 1092, 1853; pl. 77, fig. 8 a-d, 1855.

Stations 15; 16; 27; 30; 31; 48; 71; 73; 75-80; 3799; 3829; 3834; 3867; 3878; 3901; 3912; 3929; 3930; 3932; 3980; 4009; 4010; 4011; 4037; 4086; 4538; 4588; 4592; 4598; 4600; 4607; 4611; 4615; 4619; 4627; 4635; 4638; 4640; 4644; 4646; 4653; 4700; 4738; 4926; 4952; 5102; 5105; 5120; 5126; 5133; 5134; 5155; 5175; 5180; 5185; 5186; 5190; 5191; 5196; 5211; 5223-5230; 5240; 5246; 5258; 5262; 5263; 5309; 5319; 5320; 5338; 5340; 5342; 5348; 5349; 5358; 5382; 5386; 5387; 5396; 5397; 5412; 5415; 5422; 5424; 5434; 5489; 5507; 5530; 5553; 5578; 5595; 5596; 5633; 5646; 5651; Iloilo Straits, Caldera Bay anchorage, and Sabtán Island, Philippine Islands; Fiji Islands; Gilbert Islands; Marshall Islands. A very widely distributed species in all planktons; in addition to these *Albatross* localities, it was reported from 4 stations in the Wilkes plankton by Dana, "in all the gatherings from the tropical Atlantic," by Brady in the *Challenger* plankton, and from 75 *Siboga*, 25 Monaco, and 89 *Carnegie* stations. It is also often found in large numbers; Scott listed 11 stations yielding 100 to 400 specimens each and 1 station at which 1,336 specimens were obtained. Many of the *Albatross* stations yielded over a hundred specimens apiece and one, station 4009, in the Hawaiian Islands, produced a solid pint of specimens, half of which were *vulgaris*.

Genus VALDIVIELLA Steuer, 1904

VALDIVIELLA INSIGNIS Farran

Valdiviella insignis FARRAN, Fisheries Ireland, Sci. Invest. for 1906, pt. 2, p. 45, pl. 3, figs. 1-6; pl. 4, fig. 5, 1908.

Stations 4719; 5233; Iloilo Straits, Philippine Islands. Identified by Sars from the first of these *Albatross* stations, and from 16 Monaco stations; both sexes were fully described and figured in the Monaco report. First reported from the Pacific area by Sewell (1929, p. 135), who collected both sexes in the Indian Ocean.

Genus VETTORIA Wilson, 1924

VETTORIA GRANULOSA (Giesbrecht)

Corina granulosa GIESBRECHT, Atti Accad. Lincei, Rome, ser. 4, vol. 7, sem. 1, p. 479, 1891; Fauna und Flora des Golfes von Neapel, monogr. 19, p. 645, pl. 49, figs. 39-45; pl. 50, figs. 53, 54, 1892.

Stations 4663; 4952; 5232. This species appears in the Monaco (Rose) and *Carnegie* lists.

Genus XANTHOCALANUS Giesbrecht, 1892

XANTHOCALANUS GREENI Farran

Xanthocalanus greeni FARRAN, Ann. Rep. Fisheries, Ireland, 1902-03, pt. 2, app. 2, p. 39, pl. 8, figs. 1-13, 1905.

Stations 2219; 4665. Identified by Sars from the second of these two *Albatross* stations. The first one is off the coast of New Jersey and the other off the coast of Peru, making the first record from the Pacific. It was also found at five stations in the Monaco plankton and is there fully described.

XANTHOCALANUS PINGUIS Farran

PLATE 36, FIGURE 561

Xanthocalanus pinguis FARRAN, Ann. Rep. Fisheries, Ireland, 1902-03, pt. 2, app. 2, p. 39, pl. 8, figs. 18-24; pl. 9, figs. 1-6, 1905.

Station 4707; Marshall Islands. These two localities are both in the Pacific Ocean and are the first record from that ocean. The species was found at a single station in the Monaco plankton from which the female is described. The female can be recognized by the distinct separation of the fourth and fifth segments and the details of the fifth legs (see figure 561).

LIST OF NEW SPECIES DESCRIBED IN THIS PAPER

Acartia hamata, ♀
Amallothrix invenusta, ♀
Arietellus tripartitus, ♀
Calanopia sarsi, ♂ ♀
Candacia turgida, ♀
Dysgamus pacificus, ♂
Eucalanus muticus, ♂ ♀
Euchirella grandicornis, ♂ ♀
Gaetanus curvispinus, ♂ ♀
Gaetanus microcanthus, ♂ ♀
Labidocera albatrossi, ♀
Labidocera insolita, ♂ ♀
Labidocera tenuicauda, ♂ ♀
Lophothrix sarsi, ♀
Macandrewella agassizi, ♂ ♀

Pontella diagonalis, ♀
Pontella gracilis, ♀
Pontella pulvinata, ♂ ♀
Pontella surrecta, ♂ ♀
Pontellopsis albatrossi, ♀
Pontellopsis bitumida, ♂ ♀
Pontellopsis digitata, ♀
Pontellopsis globosa, ♀
Pontellopsis laminata, ♀; immature ♂
Pontellopsis sinuata, ♂ ♀
Pseudanthessius pacificus, ♂ ♀
Scaphocalanus insolitus, ♀
Scolecocalanus spinifer, ♂ ♀
Stephos perplexus, ♂

LISTS OF COPEPODS COLLECTED, ARRANGED BY STATIONS ⁷

A. SURFACE TOW-NET STATIONS, 1887-88 ⁸

(Voyage around South America)

*1. Lat. 34°13' N., long. 74°13'30" W.; North Atlantic; November 22, 1887; surface; 17 species

<i>Euaugaptilus gibbus</i>	<i>Lophothrix frontalis</i>	<i>Neocalanus tenuicornis</i>
<i>Eucalanus attenuatus</i>	<i>Lucicutia flavicornis</i>	<i>Paracalanus parvus</i>
<i>Eucalanus elongatus</i>	<i>Lucicutia grandis</i>	<i>Pleuromamma gracilis</i>
<i>Euchaeta acuta</i>	<i>Lucicutia tenuicauda</i>	<i>Pleuromamma xiphias</i>
<i>Euchaeta marina</i>	<i>Metridia longa</i>	<i>Sapphirina nigromaculata</i>
<i>Heterorhabdus papilliger</i>	<i>Metridia princeps</i>	

*2. Lat. 31°16' N., long. 71°50' W.; North Atlantic; November 23, 1887; surface; 31 species

<i>Amalophora typica</i>	<i>Gaetanus miles</i>	<i>Oithona similis</i>
<i>Candacia simplex</i>	<i>Gaidius pungens</i>	<i>Oncaea minuta</i>
<i>Cephalophanes refulgens</i>	<i>Gaussia princeps</i>	<i>Paracalanus parvus</i>
<i>Clausocalanus arcuicornis</i>	<i>Haloptilus longicornis</i>	<i>Pareuchaeta tonsa</i>
<i>Clytemnestra rostrata</i>	<i>Heterorhabdus norvegicus</i>	<i>Phyllopus bidentatus</i>
<i>Corycaeus flaccus</i>	<i>Heterorhabdus papilliger</i>	<i>Pleuromamma abdomi-</i>
<i>Corycaeus lautus</i>	<i>Lubbockia aculeata</i>	<i>nalis</i>
<i>Dissetus palumboi</i>	<i>Lucicutia flavicornis</i>	<i>Pleuromamma xiphias</i>
<i>Euchirella curticauda</i>	<i>Mecynocera clausi</i>	<i>Scaphocalanus magnus</i>
<i>Euchirella galeata</i>	<i>Metridia princeps</i>	<i>Undeuchaeta major</i>
<i>Gaetanus kruppii</i>	<i>Nannocalanus minor</i>	

*3. Lat. 18°40' N., long. 63°30' W.; North Atlantic; November 27, 1887; surface; 18 species

<i>Acartia negligens</i>	<i>Labidocera acutifrons</i>	<i>Oithona similis</i>
<i>Aegisthus mucronatus</i>	<i>Labidocera agilis</i>	<i>Paracalanus parvus</i>
<i>Arietellus simplex</i>	<i>Lucicutia flavicornis</i>	<i>Pleuromamma gracilis</i>
<i>Candacia bipinnata</i>	<i>Mecynocera clausi</i>	<i>Pontella securifer</i>
<i>Candacia bispinosa</i>	<i>Microsetella norvegica</i>	<i>Scolecithricella bradyi</i>
<i>Euchaeta spinosa</i>	<i>Neocalanus robustior</i>	<i>Scolecithricella dentata</i>

*4. Lat. 16°54' N., long. 63°12' W.; North Atlantic; November 28, 1887; surface; 9 species

<i>Clausocalanus arcuicornis</i>	<i>Metridia gerlachei</i>	<i>Paracalanus parvus</i>
<i>Gaussia princeps</i>	<i>Oithona plumifera</i>	<i>Pseudocalanus minutus</i>
<i>Haloptilus longicornis</i>	<i>Oithona similis</i>	<i>Undinula darwini</i>

⁷ Species from stations marked by an asterisk were determined by G. O. Sars; stations marked with a dagger are accompanied by collecting data not appearing in the published dredging records (cf. footnote, p. 364).

⁸ C. H. Townsend, Dredging and other records of the United States Fish Commission Steamer *Albatross*, with bibliography relative to the work of the vessel, U. S. Fish Commission Report for 1900, p. 477, 1901.

*5. Lat. 13°34' N., long. 61°04' W.; North Atlantic; December 4, 1887; surface;
13 species

<i>Candacia bipinnata</i>	<i>Gaetanus miles</i>	<i>Neocalanus robustior</i>
<i>Candacia bispinosa</i>	<i>Haloptilus longicornis</i>	<i>Pontella securifer</i>
<i>Clausocalanus arcuicornis</i>	<i>Labidocera detruncata</i>	<i>Pontellina plumata</i>
<i>Euchaeta marina</i>	<i>Lucicutia flavicornis</i>	
<i>Euchirella brevis</i>	<i>Neocalanus gracilis</i>	

*6. Lat. 11°40' N., long. 58°33' W.; North Atlantic; December 5, 1887; surface;
18 species

<i>Arietellus armatus</i>	<i>Haloptilus longicornis</i>	<i>Neocalanus robustior</i>
<i>Candacia aethiopica</i>	<i>Haloptilus spiniceps</i>	<i>Oithona similis</i>
<i>Candacia varicans</i>	<i>Metridia gerlachei</i>	<i>Paracalanus parvus</i>
<i>Centropages violaceus</i>	<i>Microsetella norvegica</i>	<i>Pleuromamma gracilis</i>
<i>Euchaeta marina</i>	<i>Nannocalanus minor</i>	<i>Scolecithrix danae</i>
<i>Gaetanus miles</i>	<i>Neocalanus gracilis</i>	<i>Undinula caroli</i>

*7. Lat. 8°04' N., long. 52°47' W.; North Atlantic; December 7, 1887; surface;
25 species

<i>Arietellus armatus</i>	<i>Gaetanus miles</i>	<i>Oithona similis</i>
<i>Augaptilus longicaudatus</i>	<i>Haloptilus longicornis</i>	<i>Oncaea venusta</i>
<i>Candacia aethiopica</i>	<i>Heterostylites longicornis</i>	<i>Paracalanus parvus</i>
<i>Candacia bipinnata</i>	<i>Mecynocera clausi</i>	<i>Pleuromamma gracilis</i>
<i>Candacia bispinosa</i>	<i>Metridia gerlachei</i>	<i>Pontellina plumata</i>
<i>Centropages calaninus</i>	<i>Metridia lucens</i>	<i>Temora longicornis</i>
<i>Corycaeus agilis</i>	<i>Microsetella norvegica</i>	<i>Undinula caroli</i>
<i>Euaetideus giesbrechti</i>	<i>Neocalanus robustior</i>	
<i>Euaugaptilus filigerus</i>	<i>Oculosetella gracilis</i>	

*8. Lat. 3°22' S., long. 37°49' W.; South Atlantic; December 14, 1887; surface;
9 species

<i>Calocalanus pavo</i>	<i>Oculosetella gracilis</i>	<i>Pleuromamma gracilis</i>
<i>Clausocalanus arcuicornis</i>	<i>Oithona similis</i>	<i>Pseudocalanus minutus</i>
<i>Metridia lucens</i>	<i>Paracalanus parvus</i>	<i>Undinula darwinii</i>

*9. Lat. 12°07' S., long. 37°17' W.; South Atlantic; December 18, 1887; surface;
21 species

<i>Acartia negligens</i>	<i>Euaugaptilus palumboi</i>	<i>Oithona similis</i>
<i>Calocalanus pavo</i>	<i>Labidocera detruncata</i>	<i>Paracalanus aculeatus</i>
<i>Centropages calaninus</i>	<i>Lophothrix frontalis</i>	<i>Pontella danae</i>
<i>Centropages furcatus</i>	<i>Lucicutia flavicornis</i>	<i>Temora longicornis</i>
<i>Centropages violaceus</i>	<i>Mecynocera clausi</i>	<i>Temora stylifera</i>
<i>Clausocalanus arcuicornis</i>	<i>Metridia princeps</i>	<i>Undinula caroli</i>
<i>Clausocalanus furcatus</i>	<i>Neocalanus gracilis</i>	<i>Undinula darwinii</i>

*10. Lat. 15°39' S., long. 38°32'54" W.; South Atlantic; December 26, 1887; surface;
7 species

<i>Centropages calaninus</i>	<i>Oithona spinirostris</i>	<i>Temora longicornis</i>
<i>Corycaeus lubbockii</i>	<i>Paracalanus parvus</i>	
<i>Metridia longa</i>	<i>Pseudocalanus minutus</i>	

***11. Lat. 23°08' S., long. 41°34' W.; South Atlantic; December 30, 1887; surface; 9 species**

<i>Lucicutia flavicornis</i>	<i>Metridia lucens</i>	<i>Paracalanus parvus</i>
<i>Mecynocera clausi</i>	<i>Oithona linearis</i>	<i>Pleuromamma gracilis</i>
<i>Metridia gerlachei</i>	<i>Oithona similis</i>	<i>Pseudocalanus minutus</i>

***12. Lat. 45°22' S., long. 64°20' W.; South Atlantic; January 15, 1888; surface; 13 species**

<i>Calanus finmarchicus</i>	<i>Clausocalanus furcatus</i>	<i>Oncaea venusta</i>
<i>Calanus tonsus</i>	<i>Labidocera detruncata</i>	<i>Paracalanus aculeatus</i>
<i>Centropages calaninus</i>	<i>Mecynocera clausi</i>	<i>Temora discaudata</i>
<i>Centropages furcatus</i>	<i>Oithona similis</i>	
<i>Centropages violaceus</i>	<i>Oncaea minuta</i>	

***13. Lat. 48°37' S., long. 65°46' W.; South Atlantic; January 16, 1888; surface; 19 species**

<i>Acrocalanus gracilis</i>	<i>Mecynocera clausi</i>	<i>Pontella securifer</i>
<i>Calanus finmarchicus</i>	<i>Metridia gerlachei</i>	<i>Pseudocalanus minutus</i>
<i>Centropages calaninus</i>	<i>Metridia lucens</i>	<i>Scolecithrix danae</i>
<i>Corycaeus flaccus</i>	<i>Microsetella norvegica</i>	<i>Temora discaudata</i>
<i>Disseta palumboi</i>	<i>Paracalanus aculeatus</i>	<i>Undinula darwini</i>
<i>Eucalanus attenuatus</i>	<i>Phaenna spinifera</i>	
<i>Labidocera nerli</i>	<i>Pleuromamma gracilis</i>	

***14. Lat. 51°34'23" S., long. 68°00' W.; east of Patagonia; January 17, 1888; surface; 23 species**

<i>Calocalanus pavo</i>	<i>Farranula carinata</i>	<i>Microsetella norvegica</i>
<i>Candacia simplex</i>	<i>Farranula gibbula</i>	<i>Paracalanus aculeatus</i>
<i>Centropages calaninus</i>	<i>Farranula gracilis</i>	<i>Paracalanus parvus</i>
<i>Copilia denticulata</i>	<i>Labidocera detruncata</i>	<i>Pleuromamma gracilis</i>
<i>Corycaeus clausi</i>	<i>Lucicutia flavicornis</i>	<i>Pontella lobiancoi</i>
<i>Corycaeus dubius</i>	<i>Mecynocera clausi</i>	<i>Pseudocalanus minutus</i>
<i>Corycaeus lautus</i>	<i>Metridia gerlachei</i>	<i>Sapphirina pyrosomatis</i>
<i>Euchaeta marina</i>	<i>Metridia lucens</i>	

***15. Lat. 22°54' S., long. 77°10' W.; South Pacific, off Chile; February 24, 1888; surface; 40 species**

<i>Acartia danae</i>	<i>Eucalanus monachus</i>	<i>Pontella tenuiremis</i>
<i>Acartia longiremis</i>	<i>Euchaeta marina</i>	<i>Pontellina plumata</i>
<i>Candacia bipinnata</i>	<i>Euchirella bella</i>	<i>Pontellopsis regalis</i>
<i>Candacia bispinosa</i>	<i>Euchirella brevis</i>	<i>Pseudocalanus minutus</i>
<i>Candacia simplex</i>	<i>Euchirella venusta</i>	<i>Sapphirina auronitens</i>
<i>Centropages calaninus</i>	<i>Farranula gibbula</i>	<i>Sapphirina nigromaculata</i>
<i>Centropages furcatus</i>	<i>Gaetanus miles</i>	<i>Sapphirina opalina</i>
<i>Copilia mirabilis</i>	<i>Haloptilus longicornis</i>	<i>Scolecithrix danae</i>
<i>Copilia quadrata</i>	<i>Heterostylites longicornis</i>	<i>Temora discaudata</i>
<i>Corycaeus pumilus</i>	<i>Labidocera acutifrons</i>	<i>Undeuchaeta plumosa</i>
<i>Corycaeus speciosus</i>	<i>Labidocera nerii</i>	<i>Undinula caroli</i>
<i>Euaetideus giesbrechti</i>	<i>Microsetella norvegica</i>	<i>Undinula vulgaris</i>
<i>Eucalanus attenuatus</i>	<i>Neocalanus robustior</i>	
<i>Eucalanus elongatus</i>	<i>Pareuchaeta grandiremis</i>	

*16. Lat. 04°21' S., long. 81°59' W.; off coast of Peru; March 1, 1888; surface;
43 species

<i>Acrocalanus gibber</i>	<i>Labidocera acuta</i>	<i>Phaënnia spinifera</i>
<i>Acrocalanus gracilis</i>	<i>Labidocera acutifrons</i>	<i>Pleuromamma gracilis</i>
<i>Acrocalanus monachus</i>	<i>Labidocera detruncata</i>	<i>Pontella securifer</i>
<i>Arietellus giesbrechti</i>	<i>Labidocera euchaeta</i>	<i>Pontellopsis armata</i>
<i>Centropages calaninus</i>	<i>Mecynocera clausi</i>	<i>Pseudocalanus minutus</i>
<i>Centropages furcatus</i>	<i>Metridia lucens</i>	<i>Pseudochirella obtusa</i>
<i>Corycaeus agilis</i>	<i>Microsetella norvegica</i>	<i>Rhincalanus cornutus</i>
<i>Eucalanus attenuatus</i>	<i>Nannocalanus minor</i>	<i>Scolecithrix danae</i>
<i>Eucalanus elongatus</i>	<i>Neocalanus gracilis</i>	<i>Temora discandata</i>
<i>Eucalanus monachus</i>	<i>Neocalanus robustior</i>	<i>Temora longicornis</i>
<i>Euchaeta marina</i>	<i>Oncaea venusta</i>	<i>Temora stylifera</i>
<i>Euchirella brevis</i>	<i>Paracalanus aculeatus</i>	<i>Undeuchaeta plumosa</i>
<i>Euchirella rostrata</i>	<i>Paracalanus parvus</i>	<i>Undinula vulgaris</i>
<i>Gaetanus miles</i>	<i>Pareuchaeta grandiremis</i>	
<i>Heterostylites longicornis</i>	<i>Pareuchaeta hansenii</i>	

*18. Lat. 01°03' N., 80°15' W.; off coast of Ecuador; March 3, 1888; surface;
17 species

<i>Disseta palumbol</i>	<i>Labidocera detruncata</i>	<i>Pleuromamma gracilis</i>
<i>Euchaeta marina</i>	<i>Lophothrix frontalis</i>	<i>Pleuromamma robusta</i>
<i>Gaetanus miles</i>	<i>Metridia princeps</i>	<i>Pleuromamma xiphias</i>
<i>Gaidius pungens</i>	<i>Neocalanus gracilis</i>	<i>Scaphocalanus affinis</i>
<i>Haloptilus longicornis</i>	<i>Paracalanus aculeatus</i>	<i>Scolecithrix danae</i>
<i>Heterorhabdus papilliger</i>	<i>Pareuchaeta tonsa</i>	

*19. Lat. 07°37' N., long. 78°46'30" W.; off west coast of Colombia; March 5, 1888;
surface; 20 species

<i>Candacia bispinosa</i>	<i>Macrosetella gracilis</i>	<i>Paracalanus parvus</i>
<i>Centropages calaninus</i>	<i>Mecynocera clausi</i>	<i>Pleuromamma borealis</i>
<i>Clausocalanus arcuicornis</i>	<i>Metridia gerlachei</i>	<i>Pleuromamma gracilis</i>
<i>Clausocalanus furcatus</i>	<i>Microsetella norvegica</i>	<i>Pontella securifer</i>
<i>Euchaeta marina</i>	<i>Oithona similis</i>	<i>Undinula caroli</i>
<i>Euchaeta spinosa</i>	<i>Oncaea minuta</i>	<i>Undinula darwinii</i>
<i>Euchirella brevis</i>	<i>Oncaea venusta</i>	

*20. Lat. 07°57' N., long. 78°55' W.; Gulf of Panama; March 5, 1888; surface;
6 species

<i>Clausocalanus arcuicornis</i>	<i>Mecynocera clausi</i>	<i>Paracalanus parvus</i>
<i>Macrosetella gracilis</i>	<i>Oithona similis</i>	<i>Pseudocalanus minutus</i>

*21. Lat. 08°05' N., long. 78°51' W.; Gulf of Panama; March 5, 1888; surface;
10 species

<i>Centropages furcatus</i>	<i>Microsetella norvegica</i>	<i>Pleuromamma gracilis</i>
<i>Macrosetella gracilis</i>	<i>Oithona similis</i>	<i>Pseudocalanus minutus</i>
<i>Mecynocera clausi</i>	<i>Oncaea venusta</i>	
<i>Metridia gerlachei</i>	<i>Paracalanus parvus</i>	

***22. At anchor off Perlas Islands; Gulf of Panama; March 5, 1888; surface;
12 species**

<i>Centropages calaninus</i>	<i>Metridia lucens</i>	<i>Oncaea venusta</i>
<i>Clausocalanus arcuicornis</i>	<i>Microsetella norvegica</i>	<i>Paracalanus parvus</i>
<i>Eucalanus attenuatus</i>	<i>Oithona similis</i>	<i>Pleuromamma gracilis</i>
<i>Euchaeta spinosa</i>	<i>Oncaea minuta</i>	<i>Pseudocalanus minutus</i>

***23. Lat. 8°44' N., long. 79°09' W.; Gulf of Panama; March 6, 1888; surface;
11 species**

<i>Centropages calaninus</i>	<i>Clausocalanus furcatus</i>	<i>Pleuromamma gracilis</i>
<i>Centropages furcatus</i>	<i>Microsetella norvegica</i>	<i>Pseudocalanus minutus</i>
<i>Centropages violaceus</i>	<i>Oithona linearis</i>	<i>Undinula darwinii</i>
<i>Clausocalanus arcuicornis</i>	<i>Paracalanus parvus</i>	

***24. Lat. 06°44' N., long. 80°27' W.; south of Panama; March 31, 1888; surface;
23 species**

<i>Acartia danae</i>	<i>Corycaeus giesbrechti</i>	<i>Lucicutia lucida</i>
<i>Acrocalanus gracilis</i>	<i>Corycaeus longistylis</i>	<i>Oithona similis</i>
<i>Candacia bipinnata</i>	<i>Corycaeus lubbockii</i>	<i>Oncaea venusta</i>
<i>Candacia bispinosa</i>	<i>Corycaeus ovalis</i>	<i>Paracalanus aculeatus</i>
<i>Centropages calaninus</i>	<i>Corycaeus speciosus</i>	<i>Pleuromamma gracilis</i>
<i>Centropages furcatus</i>	<i>Euchaeta marina</i>	<i>Pontellina plumata</i>
<i>Corycaeus clausi</i>	<i>Farranula gibbula</i>	<i>Pseudocalanus minutus</i>
<i>Corycaeus flaccus</i>	<i>Lucicutia flavicornis</i>	

***25. Lat. 04°18' N., long. 85°14' W.; northeast of Galápagos Islands; April 1,
1888; surface; 13 species**

<i>Clausocalanus arcuicornis</i>	<i>Microsetella norvegica</i>	<i>Pleuromamma gracilis</i>
<i>Eucalanus attenuatus</i>	<i>Oithona similis</i>	<i>Pseudocalanus minutus</i>
<i>Eucalanus elongatus</i>	<i>Oithona spinirostris</i>	<i>Sapphirina lactens</i>
<i>Mecynocera clausi</i>	<i>Oncaea minuta</i>	
<i>Metridia lucens</i>	<i>Paracalanus parvus</i>	

***26. Lat. 00°30' N., long. 88°37'30" W.; off Galápagos Islands; April 3, 1888;
surface; 19 species**

<i>Candacia aethiopica</i>	<i>Euchirella venusta</i>	<i>Phyllopus bidentatus</i>
<i>Centropages calaninus</i>	<i>Haloptilus longicornis</i>	<i>Pontellina plumata</i>
<i>Clausocalanus arcuicornis</i>	<i>Lophothrix frontalis</i>	<i>Scolecithrix danae</i>
<i>Clausocalanus furcatus</i>	<i>Mecynocera clausi</i>	<i>Scottocalanus securifrons</i>
<i>Corycaeus longistylis</i>	<i>Metridia lucens</i>	<i>Undeuchaeta plumosa</i>
<i>Eucalanus attenuatus</i>	<i>Microsetella norvegica</i>	
<i>Eucalanus crassus</i>	<i>Oithona similis</i>	

***27. Lat. 00°24' S., long. 89°06' W.; off Galápagos Islands; April 4, 1888; surface;
50 species**

<i>Arietellus armatus</i>	<i>Chirundina streetsi</i>	<i>Eucalanus elongatus</i>
<i>Candacia aethiopica</i>	<i>Corycaeus agilis</i>	<i>Euchaeta marina</i>
<i>Candacia simplex</i>	<i>Corycaeus speciosus</i>	<i>Euchirella brevis</i>
<i>Centropages calaninus</i>	<i>Eucalanus attenuatus</i>	<i>Euchirella galeata</i>
<i>Centropages furcatus</i>	<i>Eucalanus crassus</i>	<i>Euchirella messinensis</i>

*27. Lat. 00°24' S., long. 89°06' W.; off Galápagos Islands; April 4, 1888; surface;
50 species—Continued

<i>Euchirella rostrata</i>	<i>Paracalanus aculeatus</i>	<i>Sapphirina auronitens</i>
<i>Haloptilus mucronatus</i>	<i>Paracalanus parvus</i>	<i>Sapphirina opalina</i>
<i>Haloptilus spiniceps</i>	<i>Pareuchaeta tumidula</i>	<i>Scolecithrix danae</i>
<i>Labidocera acuta</i>	<i>Pleuromamma abdomi-</i>	<i>Scottocalanus securifrons</i>
<i>Labidocera agilis</i>	<i>nalis</i>	<i>Stephos perplexus</i>
<i>Labidocera detruncata</i>	<i>Pleuromamma gracilis</i>	<i>Temora discandata</i>
<i>Labidocera minuta</i>	<i>Pontella danae</i>	<i>Temora longicornis</i>
<i>Lophothrix frontalis</i>	<i>Pontellina plumata</i>	<i>Temora stylifera</i>
<i>Mecynocera clausi</i>	<i>Pontellopsis regalis</i>	<i>Undeuchaeta plumosa</i>
<i>Nannocalanus minor</i>	<i>Pontellopsis strenua</i>	<i>Undinula caroli</i>
<i>Oithona similis</i>	<i>Rhincalanus cornutus</i>	<i>Undinula darwinii</i>
<i>Oncaea minuta</i>	<i>Sapphirina angusta</i>	<i>Undinula vulgaris</i>

*29. Lat. 00°46' S., long. 89°42' W.; Galápagos Islands; April 15, 1888; surface;
8 species

<i>Calanus finmarchicus</i>	<i>Metridia lucens</i>	<i>Paracalanus parvus</i>
<i>Clausocalanus arcuicornis</i>	<i>Oithona linearis</i>	<i>Pseudocalanus minutus</i>
<i>Mecynocera clausi</i>	<i>Oithona similis</i>	

*30. Lat. 00°29' S., long. 89°54'30" W.; off Galápagos Islands; April 15, 1888;
surface; 30 species

<i>Acrocalanus gracilis</i>	<i>Eucalanus attenuatus</i>	<i>Pontella danae</i>
<i>Candacia aethiopica</i>	<i>Euchaeta marina</i>	<i>Pontellina plumata</i>
<i>Candacia bipinnata</i>	<i>Farranula gibbula</i>	<i>Pontellopsis regalis</i>
<i>Candacia bispinosa</i>	<i>Farranula gracilis</i>	<i>Sapphirina auronitens</i>
<i>Candacia simplex</i>	<i>Haloptilus chierchiae</i>	<i>Scolecithrix danae</i>
<i>Centropages calaninus</i>	<i>Labidocera detruncata</i>	<i>Scottocalanus securifrons</i>
<i>Clausocalanus furcatus</i>	<i>Labidocera minuta</i>	<i>Temora discandata</i>
<i>Corycaeus furcifer</i>	<i>Neocalanus gracilis</i>	<i>Temora longicornis</i>
<i>Corycaeus longistylis</i>	<i>Paracalanus aculeatus</i>	<i>Temora stylifera</i>
<i>Corycaeus ovalis</i>	<i>Paracalanus parvus</i>	<i>Undinula vulgaris</i>

*31. Lat. 00°08' S., long. 90°06' W.; south of Galápagos Islands; April 15, 1888;
surface; 28 species

<i>Acartia danae</i>	<i>Eucalanus mucronatus</i>	<i>Oncaea venusta</i>
<i>Acrocalanus gracilis</i>	<i>Euchaeta marina</i>	<i>Pontella danae</i>
<i>Calanus cristatus</i>	<i>Euchaeta spinosa</i>	<i>Pontella securifer</i>
<i>Calanus hyperboreus</i>	<i>Labidocera detruncata</i>	<i>Pontellopsis lubbockii</i>
<i>Candacia aethiopica</i>	<i>Labidocera euchaeta</i>	<i>Pontellopsis villosa</i>
<i>Candacia norvegica</i>	<i>Labidocera minuta</i>	<i>Undinula caroli</i>
<i>Candacia simplex</i>	<i>Labidocera wollastoni</i>	<i>Undinula darwinii</i>
<i>Corycaeus longistylis</i>	<i>Metridia longa</i>	<i>Undinula vulgaris</i>
<i>Eucalanus attenuatus</i>	<i>Nannocalanus minor</i>	
<i>Eucalanus elongatus</i>	<i>Oncaea minuta</i>	

B. TANNER INTERMEDIATE TOW-NET STATIONS, 1893 [1894] °

(California coast, Bering Sea, and coast of Washington)

*32. Lat. 37°29' N., long. 123°01'20" W.; off the coast of California; April 27, 1893; 100 fathoms to surface; 10 species

<i>Candacia aethiopica</i>	<i>Lucicutia flavicornis</i>	<i>Pontellopsis regalis</i>
<i>Clausocalanus furcatus</i>	<i>Mecynocera clausi</i>	<i>Undeuchaeta major</i>
<i>Euchaeta marina</i>	<i>Paracalanus aculeatus</i>	
<i>Labidocera detruscata</i>	<i>Paracalanus parvus</i>	

*33. Lat. 69°22' N., long. 171°42' W.; Bering Sea; August 3, 1893; 25 fathoms to surface; 12 species

<i>Calanus cristatus</i>	<i>Eucalanus attenuatus</i>	<i>Oithona similis</i>
<i>Calanus finmarchicus</i>	<i>Macrosetella gracilis</i>	<i>Paracalanus parvus</i>
<i>Calanus hyperboreus</i>	<i>Mecynocera clausi</i>	<i>Pleuromamma gracilis</i>
<i>Corycaeus speciosus</i>	<i>Microsetella norvegicus</i>	<i>Pseudocalanus minutus</i>

*34. Lat. 60°06' N., long. 171°25' W.; west of Alaska; August 3, 1893; 25 fathoms to surface; 19 species

<i>Acartia danae</i>	<i>Metridia longa</i>	<i>Oncaea venusta</i>
<i>Calanus finmarchicus</i>	<i>Microsetella norvegica</i>	<i>Paracalanus parvus</i>
<i>Centropages violaceus</i>	<i>Microsetella rosea</i>	<i>Pleuromamma abdomi-</i> <i>nalis</i>
<i>Corycaeus agilis</i>	<i>Oculosetella gracilis</i>	
<i>Corycaeus catus</i>	<i>Oithona plumifera</i>	<i>Pleuromamma gracilis</i>
<i>Corycaeus pumilus</i>	<i>Oithona similis</i>	<i>Pseudocalanus minutus</i>
<i>Farranula rostrata</i>	<i>Oncaea notopa</i>	

*35. Lat. 57°58' N., long. 170°09' W.; Bering Sea; August 4, 1893; 30 fathoms to surface; 13 species

<i>Calanus cristatus</i>	<i>Corycaeus pumilus</i>	<i>Oithona similis</i>
<i>Calanus finmarchicus</i>	<i>Mecynocera clausi</i>	<i>Paracalanus parvus</i>
<i>Clausocalanus furcatus</i>	<i>Metridia brevicauda</i>	<i>Pseudocalanus minutus</i>
<i>Corycaeus agilis</i>	<i>Microsetella norvegica</i>	
<i>Corycaeus catus</i>	<i>Oculosetella gracilis</i>	

36. Lat. 59°39' N., long. 173°53' W.; west of Alaska; August 6, 1893; 43 fathoms to surface; 17 species

<i>Acartia danae</i>	<i>Heterorhabdus spinifrons</i>	<i>Oncaea minuta</i>
<i>Canthocalanus pauper</i>	<i>Labidocera detruscata</i>	<i>Oncaea venusta</i>
<i>Centropages violaceus</i>	<i>Lucicutia flavicornis</i>	<i>Paracalanus parvus</i>
<i>Clausocalanus arcuicornis</i>	<i>Mecynocera clausi</i>	<i>Pleuromamma gracilis</i>
<i>Clytemnestra rostrata</i>	<i>Metridia brevicauda</i>	<i>Pseudocalanus minutus</i>
<i>Corycaeus catus</i>	<i>Microsetella rosea</i>	

37. Lat. 59°55' N., long. 174°17' W.; Bering Sea; August 6, 1893; 44 fathoms to surface; 3 species

<i>Calanus cristatus</i>	<i>Calanus finmarchicus</i>	<i>Calanus helgolandicus</i>
--------------------------	-----------------------------	------------------------------

38. Lat. 54°45' N., long. 169°06' W.; Bering Sea; August 9, 1893; 40 fathoms to surface; 2 species

<i>Calanus cristatus</i>	<i>Calanus finmarchicus</i>
--------------------------	-----------------------------

° Townsend, C. H., Dredging and other records of the United States Fish Commission Steamer *Albatross*, with bibliography relative to the work of the vessel, U. S. Fish Comm. Rep. for 1900, p. 482, 1901.

39. Lat. 56°10' N., long. 163°26' W.; off Alaska Peninsula; August 10, 1893; 30 fathoms to surface; 24 species

<i>Acartia clausii</i>	<i>Corycaeus agilis</i>	<i>Mecynocera clausi</i>
<i>Acartia danae</i>	<i>Corycaeus catus</i>	<i>Nannocalanus minor</i>
<i>Candacia aethiopica</i>	<i>Corycaeus dubius</i>	<i>Oncaea minuta</i>
<i>Candacia curta</i>	<i>Corycaeus longistylis</i>	<i>Oncaea similis</i>
<i>Candacia simplex</i>	<i>Corycaeus robustus</i>	<i>Oncaea venusta</i>
<i>Canthocalanus pauper</i>	<i>Euchirella brevis</i>	<i>Paracalanus parvus</i>
<i>Centropages violaceus</i>	<i>Farranula carinata</i>	<i>Phaëna spinifera</i>
<i>Clausocalanus arcuicornis</i>	<i>Farranula rostrata</i>	<i>Sapphirina auronitens</i>

41. Lat. 54°38' N., long. 175°27' W.; north of Aleutian Islands; August 20, 1893; 125 fathoms to surface; 37 species

<i>Acartia danae</i>	<i>Corycaeus catus</i>	<i>Metridia longa</i>
<i>Acrocalanus gracilis</i>	<i>Corycaeus flaccus</i>	<i>Metridia lucens</i>
<i>Calanus cristatus</i>	<i>Corycaeus longistylis</i>	<i>Microsetella rosea</i>
<i>Calanus finmarchicus</i>	<i>Corycaeus pacificus</i>	<i>Nannocalanus minor</i>
<i>Candacia aethiopica</i>	<i>Corycaeus pumilus</i>	<i>Oncaea conifera</i>
<i>Candacia bipinnata</i>	<i>Corycaeus speciosus</i>	<i>Oncaea venusta</i>
<i>Candacia bispinosa</i>	<i>Eucalanus attenuatus</i>	<i>Paracalanus aculeatus</i>
<i>Candacia norvegica</i>	<i>Eucalanus elongatus</i>	<i>Paraechaeta erebi</i>
<i>Candacia simplex</i>	<i>Euchaeta spinosa</i>	<i>Pleuromamma gracilis</i>
<i>Canthocalanus pauper</i>	<i>Farranula carinata</i>	<i>Pseudocalanus minutus</i>
<i>Centropages calaninus</i>	<i>Farranula rostrata</i>	<i>Sapphirina auronitens</i>
<i>Centropages violaceus</i>	<i>Lubbockia aculeata</i>	
<i>Clausocalanus furcatus</i>	<i>Mecynocera clausi</i>	

42. Lat. 55°46' N., long. 172°44' W.; north of Aleutian Islands; August 21, 1893; 250 fathoms to surface; 24 species

<i>Acrocalanus gracilis</i>	<i>Eucalanus attenuatus</i>	<i>Microsetella rosea</i>
<i>Calanus cristatus</i>	<i>Euchaeta marina</i>	<i>Oculosetella gracilis</i>
<i>Calanus finmarchicus</i>	<i>Euchaeta spinosa</i>	<i>Oithona similis</i>
<i>Candacia bispinosa</i>	<i>Farranula carinata</i>	<i>Oncaea similis</i>
<i>Candacia simplex</i>	<i>Gaidius tenuispinus</i>	<i>Oncaea venusta</i>
<i>Canthocalanus pauper</i>	<i>Heterorhabdus norvegicus</i>	<i>Paracalanus parvus</i>
<i>Corycaeus flaccus</i>	<i>Metridia longa</i>	<i>Paraechaeta gracilis</i>
<i>Corycaeus longistylis</i>	<i>Metridia lucens</i>	<i>Pleuromamma gracilis</i>

43. Lat. 54°59' N., long. 171°49' W.; north of Aleutian Islands; August 22, 1893; 100 fathoms to surface; 16 species

<i>Calanus cristatus</i>	<i>Eucalanus attenuatus</i>	<i>Microsetella rosea</i>
<i>Candacia bipinnata</i>	<i>Eucalanus elongatus</i>	<i>Nannocalanus minor</i>
<i>Centropages violaceus</i>	<i>Farranula carinata</i>	<i>Oithona plumifera</i>
<i>Corycaeus flaccus</i>	<i>Farranula gibbula</i>	<i>Oncaea similis</i>
<i>Corycaeus longistylis</i>	<i>Farranula rostrata</i>	
<i>Corycaeus speciosus</i>	<i>Macrosetella gracilis</i>	

44. Lat. $54^{\circ}44'$ N., long. $165^{\circ}42'$ W.; north of Aleutian Islands; September 1, 1893;
50 fathoms to surface; 22 species

<i>Acartia danae</i>	<i>Euchirella curticauda</i>	<i>Neocalanus robustior</i>
<i>Calanus cristatus</i>	<i>Farranula carinata</i>	<i>Oithona plumifera</i>
<i>Corycaeus catus</i>	<i>Farranula gibbula</i>	<i>Oithona similis</i>
<i>Corycaeus longistylis</i>	<i>Lubbockia aculeata</i>	<i>Oncaea venusta</i>
<i>Corycaeus speciosus</i>	<i>Lucicutia flavicornis</i>	<i>Paracalanus parvus</i>
<i>Eucalanus attenuatus</i>	<i>Mecynocera clausi</i>	<i>Sapphirina auronitens</i>
<i>Eucalanus elongatus</i>	<i>Microsetella rosea</i>	
<i>Euchaeta marina</i>	<i>Nannocalanus minor</i>	

45. Lat. $48^{\circ}14'30''$ N., long. $122^{\circ}58'$ W.; off coast of Washington; April 30, 1894;
4 fathoms to surface; 9 species

<i>Acrocalanus gracilis</i>	<i>Euchaeta marina</i>	<i>Microsetella rosea</i>
<i>Clausocalanus arcuicornis</i>	<i>Farranula gibbula</i>	<i>Oithona similis</i>
<i>Eucalanus elongatus</i>	<i>Microsetella norvegica</i>	<i>Oncaea similis</i>

C. TOWNSEND INTERMEDIATE AND SURFACE TOW-NET STATIONS,
1895¹⁰

(Bering Sea)

46. Lat. $55^{\circ}06'$ N., long. $169^{\circ}08'$ W.; Bering Sea; August 5, 1895; 200 fathoms and
surface; 13 species

<i>Acartia danae</i>	<i>Eucalanus attenuatus</i>	<i>Oithona similis</i>
<i>Calanus cristatus</i>	<i>Euchaeta marina</i>	<i>Oncaea venusta</i>
<i>Calanus finmarchicus</i>	<i>Farranula gibbula</i>	<i>Pseudocalanus minutus</i>
<i>Calocalanus styliremis</i>	<i>Farranula rostrata</i>	
<i>Corycaeus lubbockii</i>	<i>Oithona linearis</i>	

47. Lat. $55^{\circ}36'$ N., long. $170^{\circ}45'$ W.; Bering Sea; August 7, 1895; 100 fathoms and
surface; 11 species

<i>Acartia danae</i>	<i>Lubbockia aculeata</i>	<i>Oithona similis</i>
<i>Clausocalanus furcatus</i>	<i>Microsetella rosea</i>	<i>Oncaea venusta</i>
<i>Farranula gibbula</i>	<i>Nannocalanus minor</i>	<i>Paracalanus parvus</i>
<i>Farranula rostrata</i>	<i>Oithona linearis</i>	

48. Lat. $55^{\circ}10'$ and $11'$ N., long. $170^{\circ}56'$ and $171^{\circ}13'$ W.; Bering Sea; August 7, 1895;
150 fathoms, 1 fathom, and surface; 21 species

<i>Acrocalanus gracilis</i>	<i>Eucalanus attenuatus</i>	<i>Labidocera acuta</i>
<i>Calanus cristatus</i>	<i>Eucalanus elongatus</i>	<i>Metridia longa</i>
<i>Calanus finmarchicus</i>	<i>Eucalanus suberassus</i>	<i>Phaëna spinifera</i>
<i>Candacia simplex</i>	<i>Euchaeta marina</i>	<i>Pleuromamma gracilis</i>
<i>Centropages furcatus</i>	<i>Euchaeta spinosa</i>	<i>Rhincalanus cornutus</i>
<i>Corycaeus lubbocki</i>	<i>Farranula rostrata</i>	<i>Temora stylifera</i>
<i>Corycaeus speciosus</i>	<i>Gaidus tenuispinus</i>	<i>Undinula vulgaris</i>

¹⁰ Townsend, C. H., Dredging and other records of the United States Fish Commission Steamer *Albatross*, with bibliography relative to the work of the vessel, U. S. Fish Commission Report for 1909, pp. 483, 484, 1901.

49. Lat. 55°53' N., long. 171°49' W.; Bering Sea; August 8, 1895; 200 fathoms and 10 feet; 26 species

<i>Acartia danae</i>	<i>Corycaeus speciosus</i>	<i>Metridia longa</i>
<i>Calanus cristatus</i>	<i>Eucalanus attenuatus</i>	<i>Microsetella norvegica</i>
<i>Calanus finmarchicus</i>	<i>Eucalanus elongatus</i>	<i>Neocalanus gracilis</i>
<i>Candacia bipinnata</i>	<i>Eucalanus mucronatus</i>	<i>Oithona similis</i>
<i>Candacia bispinosa</i>	<i>Farranula gibbula</i>	<i>Oncaea venusta</i>
<i>Candacia simplex</i>	<i>Farranula rostrata</i>	<i>Pleuromamma abdomi-</i>
<i>Canthocalanus pauper</i>	<i>Gaetanus armiger</i>	<i>nalis</i>
<i>Centropages calaninus</i>	<i>Heterorhabdus papilliger</i>	<i>Sapphirina auronitens</i>
<i>Clausocalanus arcuicornis</i>	<i>Lucicutia tenuicauda</i>	<i>Sapphirina opalina</i>

50. Lat. 55°44' N., long. 171°17' W.; Bering Sea; August 8, 1895; 20 feet; 5 species

<i>Calanus cristatus</i>	<i>Centropages calaninus</i>	<i>Metridia longa</i>
<i>Calanus finmarchicus</i>	<i>Farranula rostrata</i>	

51. Lat. 56°15' N., long. 172°35' W.; Bering Sea; August 10, 1895; 43 fathoms; 12 species

<i>Acartia danae</i>	<i>Eucalanus elongatus</i>	<i>Oithona similis</i>
<i>Calanus cristatus</i>	<i>Farranula gibbula</i>	<i>Oncaea minuta</i>
<i>Candacia simplex</i>	<i>Farranula rostrata</i>	<i>Paracalanus parvus</i>
<i>Canthocalanus pauper</i>	<i>Metridia longa</i>	<i>Scolecithricella bradyi</i>

52. Lat. 56°13' N., long. 172°20' W.; Bering Sea; August 10, 1895; 50 fathoms and surface; 26 species

<i>Acartia danae</i>	<i>Corycaeus speciosus</i>	<i>Mecynocera clausi</i>
<i>Acrocalanus gracilis</i>	<i>Eucalanus attenuatus</i>	<i>Metridia longa</i>
<i>Calanus cristatus</i>	<i>Eucalanus elongatus</i>	<i>Microsetella rosea</i>
<i>Calanus finmarchicus</i>	<i>Euchaeta marina</i>	<i>Oithona linearis</i>
<i>Candacia aethiopica</i>	<i>Euchaeta spinosa</i>	<i>Oncaea venusta</i>
<i>Candacia simplex</i>	<i>Farranula gibbula</i>	<i>Phaëna spinifera</i>
<i>Canthocalanus pauper</i>	<i>Farranula rostrata</i>	<i>Pseudocalanus minutus</i>
<i>Clausocalanus furcatus</i>	<i>Heterorhabdus papilliger</i>	<i>Scolecithrix danae</i>
<i>Corycaeus longistylis</i>	<i>Lucicutia flavicornis</i>	

53. Lat. 55°23' N., long. 170°31' W.; Bering Sea; August 11, 1895; 48 fathoms and surface; 18 species

<i>Acartia danae</i>	<i>Corycaeus speciosus</i>	<i>Nannocalanus minor</i>
<i>Acrocalanus gracilis</i>	<i>Euchaeta marina</i>	<i>Oithona linearis</i>
<i>Candacia aethiopica</i>	<i>Farranula carinata</i>	<i>Oncaea venusta</i>
<i>Centropages calaninus</i>	<i>Farranula gibbula</i>	<i>Pseudocalanus minutus</i>
<i>Centropages violaceus</i>	<i>Farranula rostrata</i>	<i>Scolecithrix danae</i>
<i>Clausocalanus arcuicornis</i>	<i>Microsetella norvegica</i>	<i>Spinocalanus abyssalis</i>

54. Lat. 54°54' N., long. 168°59' W.; Bering Sea; August 12, 1895; 25 fathoms and surface; 18 species

<i>Acartia danae</i>	<i>Euchaeta marina</i>	<i>Paracalanus aculeatus</i>
<i>Calocalanus pavo</i>	<i>Farranula gibbula</i>	<i>Paracalanus parvus</i>
<i>Candacia aethiopica</i>	<i>Farranula rostrata</i>	<i>Phaëna spinifera</i>
<i>Candacia varicans</i>	<i>Mecynocera clausi</i>	<i>Sapphirina auronitens</i>
<i>Copilia denticulata</i>	<i>Microsetella rosea</i>	<i>Sapphirina lactens</i>
<i>Corycaeus catus</i>	<i>Oithona linearis</i>	<i>Scolecithrix danae</i>

55. Latitude and longitude not given; between stations 54 and 57; Bering Sea; August 13, 1895; 30 fathoms; 22 species

<i>Acartia danae</i>	<i>Farranula carinata</i>	<i>Oithona similis</i>
<i>Canthocalanus pauper</i>	<i>Farranula gibbula</i>	<i>Oncaea similis</i>
<i>Centropages violaceus</i>	<i>Farranula rostrata</i>	<i>Paracalanus parvus</i>
<i>Corycaeus flaccus</i>	<i>Lucicutia flavicornis</i>	<i>Pseudocalanus minutus</i>
<i>Corycaeus longistylis</i>	<i>Microsetella rosea</i>	<i>Sapphirina auronitens</i>
<i>Corycaeus lubbockii</i>	<i>Nannocalanus minor</i>	<i>Scolecithrix danae</i>
<i>Eucalanus attenuatus</i>	<i>Neocalanus gracilis</i>	
<i>Euchaeta marina</i>	<i>Oithona linearis</i>	

56. Latitude and longitude not given; between stations 54 and 57; Bering Sea; August 18, 1895; 230 fathoms and surface; 3 species

<i>Farranula rostrata</i>	<i>Gaetanus miles</i>	<i>Scolecithrix danae</i>
---------------------------	-----------------------	---------------------------

57. Lat. 54°17' N., long. 168°53'30" W.; Bering Sea; August 19, 1895; 50 fathoms and surface; 29 species

<i>Acartia danae</i>	<i>Corycaeus longistylis</i>	<i>Lucicutia flavicornis</i>
<i>Calanus cristatus</i>	<i>Corycaeus lubbockii</i>	<i>Metridia longa</i>
<i>Calanus finmarchicus</i>	<i>Corycaeus speciosus</i>	<i>Microsetella rosea</i>
<i>Calanus helgolandicus</i>	<i>Eucalanus attenuatus</i>	<i>Nannocalanus minor</i>
<i>Candacia aethiopica</i>	<i>Eucalanus elongatus</i>	<i>Oithona similis</i>
<i>Candacia simplex</i>	<i>Euchaeta marina</i>	<i>Oncaea minuta</i>
<i>Canthocalanus pauper</i>	<i>Farranula carinata</i>	<i>Oncaea venusta</i>
<i>Centropages calaninus</i>	<i>Farranula gibbula</i>	<i>Paracalanus parvus</i>
<i>Centropages violaceus</i>	<i>Farranula gracilis</i>	<i>Scolecithrix danae</i>
<i>Clausocalanus arcuicornis</i>	<i>Farranula rostrata</i>	

58. Latitude and longitude not given; between stations 57 and 59; Bering Sea; August 19, 1895; surface; 8 species

<i>Farranula carinata</i>	<i>Farranula rostrata</i>	<i>Sapphirina auronitens</i>
<i>Farranula gibbula</i>	<i>Oithona similis</i>	<i>Scolecithrix danae</i>
<i>Farranula gracilis</i>	<i>Paracalanus aculeatus</i>	

59. Haul apparently repeated; location of first trial not stated, second trial latitude 55°19' N., longitude 168°11' W.; and lat. 55°11' N., long. 167°56' W., Bering Sea; August 20, 1895; 200 fathoms and surface; 27 species

<i>Acartia danae</i>	<i>Corycaeus lubbockii</i>	<i>Neocalanus gracilis</i>
<i>Candacia simplex</i>	<i>Eucalanus monachus</i>	<i>Oithona linearis</i>
<i>Canthocalanus pauper</i>	<i>Euchaeta marina</i>	<i>Oithona similis</i>
<i>Centropages calaninus</i>	<i>Farranula carinata</i>	<i>Oncaea venusta</i>
<i>Centropages violaceus</i>	<i>Farranula gibbula</i>	<i>Paracalanus parvus</i>
<i>Corycaeus flaccus</i>	<i>Farranula gracilis</i>	<i>Phaëna spinifera</i>
<i>Corycaeus furcifer</i>	<i>Farranula rostrata</i>	<i>Pseudocalanus minutus</i>
<i>Corycaeus lautus</i>	<i>Lucicutia flavicornis</i>	<i>Sapphirina auronitens</i>
<i>Corycaeus longistylis</i>	<i>Metridia longa</i>	<i>Scolecithrix danae</i>

60. Latitude and longitude not given; same day as, and near station 59; Bering Sea; August 20, 1895; 70 fathoms and surface; 30 species

<i>Acartia danae</i>	<i>Corycaeus lautus</i>	<i>Oithona similis</i>
<i>Calanus cristatus</i>	<i>Corycaeus longistylis</i>	<i>Oithona spinirostris</i>
<i>Candacia aethiopica</i>	<i>Corycaeus lubbockii</i>	<i>Oncaea venusta</i>
<i>Candacia simplex</i>	<i>Euchaeta marina</i>	<i>Pleuromamma abdomi-</i> <i>nalis</i>
<i>Canthocalanus pauper</i>	<i>Farranula carinata</i>	<i>Pleuromamma xiphias</i>
<i>Centropages calaninus</i>	<i>Farranula gibbula</i>	<i>Pseudocalanus minutus</i>
<i>Clausocalanus arcuicornis</i>	<i>Farranula gracilis</i>	<i>Sapphirina auronitens</i>
<i>Copilia denticulata</i>	<i>Farranula rostrata</i>	<i>Scolecithrix danae</i>
<i>Corycaeus catus</i>	<i>Lucicutia flavicornis</i>	
<i>Corycaeus flaccus</i>	<i>Metridia longa</i>	
<i>Corycaeus furcifer</i>	<i>Neocalanus gracilis</i>	

61. Latitude and longitude not given; Bering Sea; August 21, 1895; 50 fathoms and surface; 10 species

<i>Candacia simplex</i>	<i>Farranula rostrata</i>	<i>Pseudocalanus minutus</i>
<i>Canthocalanus pauper</i>	<i>Lucicutia flavicornis</i>	<i>Scolecithrix danae</i>
<i>Corycaeus typicus</i>	<i>Oithona linearis</i>	
<i>Farranula gibbula</i>	<i>Paracalanus aculeatus</i>	

62. Latitude and longitude not given; Bering Sea; August 21, 1895; 30 fathoms and surface; 21 species

<i>Acartia danae</i>	<i>Farranula carinata</i>	<i>Oncaea minuta</i>
<i>Candacia bispinosa</i>	<i>Farranula gibbula</i>	<i>Oncaea similis</i>
<i>Cephalophanes refulgens</i>	<i>Farranula gracilis</i>	<i>Oncaea venusta</i>
<i>Clausocalanus arcuicornis</i>	<i>Farranula rostrata</i>	<i>Paracalanus paryus</i>
<i>Corycaeus longistylis</i>	<i>Mecynocera clausi</i>	<i>Pseudocalanus minutus</i>
<i>Corycaeus lubbockii</i>	<i>Microsetella rosea</i>	<i>Sapphirina auronitens</i>
<i>Corycaeus typicus</i>	<i>Oithona similis</i>	<i>Scolecithrix danae</i>

63. Latitude and longitude not given; Bering Sea; August 22, 1895; 20 fathoms and surface; 32 species

<i>Acartia danae</i>	<i>Corycaeus lubbockii</i>	<i>Oithona linearis</i>
<i>Acartia longiremis</i>	<i>Corycaeus ovalis</i>	<i>Oithona similis</i>
<i>Aetideus armatus</i>	<i>Corycaeus typicus</i>	<i>Oncaea minuta</i>
<i>Candacia aethiopica</i>	<i>Farranula carinata</i>	<i>Oncaea venusta</i>
<i>Candacia bispinosa</i>	<i>Farranula gibbula</i>	<i>Paracalanus parvus</i>
<i>Centropages calaninus</i>	<i>Farranula gracilis</i>	<i>Pleuromamma graellii</i>
<i>Centropages violaceus</i>	<i>Farranula rostrata</i>	<i>Pleuromamma robusta</i>
<i>Clausocalanus arcuicornis</i>	<i>Lucicutia flavicornis</i>	<i>Rhincalanus cornutus</i>
<i>Corycaeus flaccus</i>	<i>Mecynocera clausi</i>	<i>Sapphirina auronitens</i>
<i>Corycaeus lautus</i>	<i>Microsetella norvegica</i>	<i>Undinula darwinii</i>
<i>Corycaeus longistylis</i>	<i>Microsetella rosea</i>	

64-474. Stations included in this series and recorded under various species in the text are a part of the so-called Pacific Cable Survey of 1891 and appear in regular order with the hydrographic stations, 2718-3129, to which they correspond (see section E of these lists, p. 423)

D. DREDGING AND TRAWLING STATIONS, 1884-1909 ¹¹

(ATLANTIC AND PACIFIC)

2195. Lat. 39°44' N., long. 70°03' W.; off Cape Hatteras; August 5, 1884; surface;
22 species

<i>Calanus hyperboreus</i>	<i>Lucicutia curta</i>	<i>Pareuchaeta norvegica</i>
<i>Candacia pachydaetyla</i>	<i>Lucicutia grandis</i>	<i>Pleuromamma gracilis</i>
<i>Corycaeus speciosus</i>	<i>Lucicutia ovalis</i>	<i>Pleuromamma robusta</i>
<i>Euchirella rostrata</i>	<i>Metridia longa</i>	<i>Pontellina plumata</i>
<i>Gaetanus kruppii</i>	<i>Neocalanus gracilis</i>	<i>Scolecithrix danae</i>
<i>Gaidius brevispinus</i>	<i>Oithona robusta</i>	<i>Undeuchaeta plumosa</i>
<i>Gaidius tenuispinus</i>	<i>Oithona similis</i>	
<i>Labidocera acutifrons</i>	<i>Paracalanus parvus</i>	

¹¹ Smith, Sanderson, Lists of dredging stations in North American waters from 1867 to 1887, Ann. Rep. Commissioner of Fish and Fisheries for 1886 [1888].—Townsend, C. H., Dredging and other records of the United States Fish Commission Steamer *Albatross*, with bibliography relative to the work of the vessel, U. S. Fish. Comm. Rep. for 1900 [1901]; Records of the dredging and other collecting stations of the U. S. Fish Commission Steamer *Albatross* in 1901 and 1902, U. S. Fish Comm. Rep. for 1902 [1903].—Fassett, Harry C., Records of the dredging and other collecting and hydrographic stations of the U. S. Fisheries Steamer *Albatross* in 1903, U. S. Fish Comm. Rep. for 1903 [1904]; Dredging and hydrographic records of the U. S. Fisheries Steamer *Albatross* for 1904 and 1905, Bur. Fish. Doc. No. 604, 1906; Dredging and hydrographic records of the U. S. Fisheries Steamer *Albatross* for 1906, Bur. Fish. Doc. No. 621, 1907; Dredging and hydrographic records of the U. S. Fisheries Steamer *Albatross* during the Philippine Expedition, 1907-1910, Bur. Fish. Doc. No. 741, 1910.

[At some of the listed Philippine stations, the depth of the tow or haul does not correspond with the information in the published dredging records. Some important data entered on the original labels of at least 17 plankton samples seem to have been omitted from those records. The stations in question together with date and unpublished data are:

Station	Unpublished data taken from original label of sample.	
D. 5301 1908:	Aug. 8;	2' o. p., surf., time not stated.
D. 5312	Nov. 4;	K. 2, surf., time not stated.
D. 5320.	Nov. 6;	also 10 ft. cir. net [int. 4 or 5] at 3 p. m. for 45 mins. at 800 fms
D. 5338.	Dec. 20;	bottle label gives depth of tow as 10 ft.
D. 5348.	Dec. 27;	K. 2, surf., 30 mins.
D. 5358.	1909: Jan. 7;	K. 2, surf., 15 mins.
D. 5382.	Mar. 6;	K. 2, 10 ft., time not stated.
D. 5386.	Mar. 9;	K. 2, 10 ft., time not stated.
D. 5388.	Mar. 11;	K. 2, 15 ft., 20 mins.
D. 5413.	Mar. 24;	K. 2, 15 ft., time not stated.
D. 5422.	Mar. 30;	K. 2, 15 mins., depth not stated.
Sabán Island.	June;	K. 2, surf., set in tidal current, 7-9 p. m.
D. 5489.	July 31;	K. 5, tow was made at 7:30 p. m.
D. 5507.	Aug. 5;	K. 5, K. 2, 10 ft., 20 mins, 1:30 p. m.
D. 5601.	Nov. 13;	K. 2, below surf., 20 mins.
D. 5647.	Dec. 16;	K. 2, below surf., 1 hr., 10 mins.
D. 5651.	Dec. 17;	K. 2, surf., 50 mins.

Twenty-two additional Philippine stations are recorded in lists of identifications (p. 410 *et seq.*) showing that towner hauls were made at each of them, although no indication of the fact appears in the published station records cited above. These stations are a part of the foregoing series and are numbered: 5267, 5284, 5285, 5296, 5341, 5346, 5349, 5357, 5399, 5410, 5412, 5415, 5423, 5424, 5425, 5460, 5538, 5610, 5646, 5655, 5657, 5661.

There are undoubtedly other stations for which the published data are incomplete, but these may never be discovered, as Dr. Wilson, when he subdivided a sample, wrote new labels for the component parts, in most cases not retaining the original field label.—W. L. S.]

2219. Lat. $39^{\circ}46'22''$ N., long. $69^{\circ}29'$ W.; off New Jersey coast; August 23, 1884; surface; 7 species

<i>Augaptilus longicaudatus</i>	<i>Pareuchaeta norvegica</i>	<i>Xanthocalanus greeni</i>
<i>Enaugaptilus filigerus</i>	<i>Scaphocalanus magnus</i>	
<i>Euchirella rostrata</i>	<i>Temora turbinata</i>	

2236. Lat. $39^{\circ}11'$ N., long. $72^{\circ}08'30''$ W.; south of Long Island; September 13, 1884; surface; 10 species

<i>Candacia armata</i>	<i>Metridia brevicauda</i>	<i>Pareuchaeta norvegica</i>
<i>Centropages bradyi</i>	<i>Metridia longa</i>	<i>Rhincalanus cornutus</i>
<i>Euchaeta marina</i>	<i>Metridia lucens</i>	
<i>Heterostylites longicornis</i>	<i>Nannocalanus minor</i>	

2396. Lat. $28^{\circ}34'$ N., long. $86^{\circ}48'$ W.; Gulf of Mexico; March 13, 1885; surface; 14 species

<i>Anomalocera manicauda</i>	<i>Eucalanus attenuatus</i>	<i>Scolecithrix danae</i>
<i>Calanopia elliptica</i>	<i>Euchaeta marina</i>	<i>Temora longicornis</i>
<i>Calanopia minor</i>	<i>Pontella lobiancol</i>	<i>Temora stylifera</i>
<i>Caligus rapax</i>	<i>Pontella meadii</i>	
<i>Cryptopontius brevifurcatus</i>	<i>Sapphirina lactens</i>	
	<i>Sapphirina opalina</i>	

2563. Lat. $39^{\circ}18'30''$ N., long. $71^{\circ}23'30''$ W.; off coast of Delaware; August 11, 1885; 1 species (cf. p. 334)

Scolecithricella ovata

2770. Lat. $48^{\circ}37'$ S., long. $65^{\circ}46'$ W., off Santa Cruz Territory, Argentine Patagonia; January 16, 1888; surface; 2 species

<i>Calanus finmarchicus</i>	<i>Drepanopus forcipatus</i>
-----------------------------	------------------------------

2792. Lat. $00^{\circ}37'$ S.; long. $81^{\circ}00'$ W.; off coast of Ecuador; March 2, 1888; surface; 2 species

<i>Eucalanus attenuatus</i>	<i>Temora stylifera</i>
-----------------------------	-------------------------

2806. Lat. $00^{\circ}30'$ N., long. $88^{\circ}37'30''$ W.; Galápagos Islands; April 3, 1888; surface; 9 species

<i>Corycaeus agilis</i>	<i>Farranula gracilis</i>	<i>Oithona similis</i>
<i>Corycaeus catus</i>	<i>Labidocera acutifrons</i>	<i>Oncaea venusta</i>
<i>Corycaeus speciosus</i>	<i>Oithona robusta</i>	<i>Sapphirina auronitens</i>

2807. Lat. $00^{\circ}24'$ S., long. $89^{\circ}06'$ W.; off Galápagos Islands; April 4, 1888; surface; 1 species

Neocalanus robustior

2818. Lat. $00^{\circ}29'$ S., long. $89^{\circ}54'30''$ W.; off Galápagos Islands; April 15, 1888; surface; 1 species

Corycaeus clausi

2859. Lat. 55°20' N., long. 136°20' W.; Gulf of Alaska; August 29, 1888; surface;
11 species

<i>Calanus cristatus</i>	<i>Lophothrix frontalis</i>	<i>Pareuchaeta gracilis</i>
<i>Calanus finmarchicus</i>	<i>Megacalanus princeps</i>	<i>Pareuchaeta tonsa</i>
<i>Eucalanus attenuatus</i>	<i>Metridia longa</i>	<i>Pleuromamma abdomi-</i>
<i>Gaidius brevispinus</i>	<i>Neocalanus robustior</i>	<i>nalis</i>

2861. Lat. 51°14' N., long. 129°50' W.; Sitka to Columbia River; August 31, 1888;
surface; 7 species

<i>Calanus cristatus</i>	<i>Gaidius brevispinus</i>	<i>Pseudeuchaeta brevicauda</i>
<i>Calanus finmarchicus</i>	<i>Metridia longa</i>	
<i>Euchaeta spinosa</i>	<i>Pareuchaeta erebi</i>	

2937. Lat. 33°04'30" N., long. 117°42' W.; off southern California; February 4,
1889; surface; 3 species

<i>Pontellopsis armata</i>	<i>Pontellopsis sinuata</i>	<i>Sapphirina angusta</i>
----------------------------	-----------------------------	---------------------------

3226. Lat. 55°01' N., long. 167°25' W.; Bering Sea; May 23, 1890; surface; 1 species

Lepeophtheirus parviventris

3382. Lat. 6°21' N., long. 80°41' W.; off Panama; March 7, 1891; surface; 4 species

<i>Centraugaptilus horridus</i>	<i>Rhincalanus nasutus</i>	<i>Undeuchaeta major</i>
<i>Eucalanus elongatus</i>		

3412. Lat. 1°23' N., long. 91°43' W.; off Galápagos Islands; April 4, 1891; surface;
5 species

<i>Candacia bispinosa</i>	<i>Euchaeta marina</i>	<i>Pontella danae</i>
<i>Eucalanus elongatus</i>	<i>Labidocera acuta</i>	

3602. Lat. 56°32' N., long. 172°40' W., Bering Sea; August 10, 1895; surface;
lat. 55°52' N., long. 171°4' W., Bering Sea; August 11, 1895; 3 feet below surface;
6 species¹²

<i>Calanus cristatus</i>	<i>Calanus hyperboreus</i>	<i>Metridia longa</i>
<i>Calanus finmarchicus</i>	<i>Eucalanus elongatus</i>	<i>Pseudophaëna typica</i>

3681. Lat. 28°23' N., long. 126°57' W.; off San Francisco; August 27, 1899; surface;
4 species

<i>Paracalanus parvus</i>	<i>Sapphirina metallina</i>	<i>Undinula darwini</i>
<i>Pseudocalanus minutus</i>		

3683. Lat. 9°57' N., long. 137°47' W.; north of Marquesas Islands; September 5,
1899; surface; 4 species

<i>Acrocalanus monachus</i>	<i>Dysgamus pacificus</i>	<i>Pontella danae</i>
<i>Centropages furcatus</i>		

¹² [It cannot now be determined whether this particular tow was made at a dredging or hydrographic station. The two stations of this number are about one day and less than 50 miles apart in the Bering Sea. The position of the dredging station is given first, followed by that of the hydrographic station and the species identified by Dr. Wilson from the material collected at station 3602.—W. L. S.]

3694. Lat. 12°43' N., long. 179°50' E.; Tonga to Ellice Islands; December 21, 1899; surface; 2 species

Euchaeta spinosa *Labidocera acutifrons*

3696. Off Honshu Island, Japan; May 5, 1900; surface; 2 species

Calanus finmarchicus *Centropages typicus*

3705. Off Honshu Island, Japan; May 7, 1900; surface; 3 species

Farranula rostrata *Paracalanus parvus* *Pseudocalanus minutus*

3712. Off Honshu Island, Japan; May 10, 1900; surface; 10 species

<i>Eucalanus attenuatus</i>	<i>Euchirella curticauda</i>	<i>Pleuromamma xiphias</i>
<i>Euchaeta marina</i>	<i>Heterorhabdus clausii</i>	<i>Rhincalanus nasutus</i>
<i>Euchaeta spinosa</i>	<i>Oncaea minuta</i>	
<i>Euchirella bitumida</i>	<i>Paracalanus parvus</i>	

3716. Off Honshu Island, Japan; May 11, 1900; surface; 2 species

Pareuchaeta norvegica *Rhincalanus nasutus*

3765. Off Honshu Island, Japan; May 22, 1900; surface; 15 species

<i>Acrocalanus monachus</i>	<i>Euchaeta marina</i>	<i>Oithona similis</i>
<i>Candacia simplex</i>	<i>Euchaeta spinosa</i>	<i>Oncaea minuta</i>
<i>Eucalanus attenuatus</i>	<i>Farranula rostrata</i>	<i>Paracalanus parvus</i>
<i>Eucalanus monachus</i>	<i>Nannocalanus minor</i>	<i>Pleuromamma gracilis</i>
<i>Euchaeta hebes</i>	<i>Oithona robusta</i>	<i>Rhincalanus cornutus</i>

3781. Northern Pacific, off Kamchatka; June 23, 1900; surface; 1 species

Sapphirina opalina

3782. Northern Pacific, off Kamchatka; June 23, 1900; surface; 8 species

<i>Acartia longiremis</i>	<i>Corycaeus lautus</i>	<i>Sapphirina metallina</i>
<i>Calocalanus pavo</i>	<i>Corycaeus speciosus</i>	<i>Undinula darwini</i>
<i>Corycaeus clausi</i>	<i>Oncaea conifera</i>	

3789. Lat. 48°21'45" N., long. 124°52'30" W.; off Washington; April 30, 1901; surface; 12 species

<i>Acrocalanus gibber</i>	<i>Corycaeus ovalis</i>	<i>Farranula rostrata</i>
<i>Calocalanus pavo</i>	<i>Corycaeus speciosus</i>	<i>Nannocalanus minor</i>
<i>Canthocalanus pauper</i>	<i>Euchaeta marina</i>	<i>Pseudocalanus minutus</i>
<i>Centropages calaninus</i>	<i>Farranula gracilis</i>	<i>Sapphirina scarlata</i>

3791. Lat. 33°08'45" N., long. 130°41' W.; off California; March 14, 1902; surface; 2 species

Euchaeta marina *Labidocera acutifrons*

3797. Lat. 31°55' N., long. 136°00' W.; off Hawaiian Islands; March 17, 1902; surface; 2 species

Farranula carinata *Farranula rostrata*

3799. Lat. 29°22' N., long. 139°31' W.; Hawaiian Islands; March 18, 1902; 100-0 fathoms; 100 species

<i>Acartia danae</i>	<i>Euchirella intermedia</i>	<i>Oncaea minuta</i>
<i>Acartia longiremis</i>	<i>Euchirella messinensis</i>	<i>Pachyptilus abbreviatus</i>
<i>Acrocalanus gibber</i>	<i>Farranula gibbula</i>	<i>Paracalanus parvus</i>
<i>Acrocalanus gracilis</i>	<i>Farranula rostrata</i>	<i>Paraeuchaeta gracilis</i>
<i>Acrocalanus longicornis</i>	<i>Gaetanus armiger</i>	<i>Phaëna spinifera</i>
<i>Aegisthus mucronatus</i>	<i>Gaetanus kruppii</i>	<i>Pleuromamma abdomi-</i>
<i>Calocalanus pavo</i>	<i>Gaetanus latifrons</i>	<i>nalis</i>
<i>Candacia aethiopica</i>	<i>Gaidus tenuispinus</i>	<i>Pleuromamma gracilis</i>
<i>Candacia bipinnata</i>	<i>Haloptilus longicornis</i>	<i>Pleuromamma piseki</i>
<i>Candacia bispinosa</i>	<i>Haloptilus ornatus</i>	<i>Pleuromamma robusta</i>
<i>Candacia longimana</i>	<i>Haloptilus oxycephalus</i>	<i>Pleuromamma xiphias</i>
<i>Candacia norvegica</i>	<i>Haloptilus spiniceps</i>	<i>Pontellina plumata</i>
<i>Candacia simplex</i>	<i>Haloptilus tenuis</i>	<i>Pseudocalanus minutus</i>
<i>Centropages calaninus</i>	<i>Heteramella dubia</i>	<i>Sapphirina angusta</i>
<i>Centropages furcatus</i>	<i>Heterorhabdus papilliger</i>	<i>Sapphirina auronitens</i>
<i>Chirundina streetsi</i>	<i>Labidocera acutifrons</i>	<i>Sapphirina metallina</i>
<i>Clausocalanus arcuicornis</i>	<i>Labidocera detruncata</i>	<i>Sapphirina nigromaculata</i>
<i>Clausocalanus furcatus</i>	<i>Lucicutia clausii</i>	<i>Sapphirina opalina</i>
<i>Clytemnestra scutellata</i>	<i>Lucicutia curta</i>	<i>Sapphirina salpae</i>
<i>Copilia quadrata</i>	<i>Lucicutia flavicornis</i>	<i>Sapphirina scarlata</i>
<i>Corycaeus agilis</i>	<i>Lucicutia longicornis</i>	<i>Scaphocalanus echinatus</i>
<i>Corycaeus crassiusculus</i>	<i>Lucicutia tenuicauda</i>	<i>Scaphocalanus subbrevis-</i>
<i>Corycaeus flaccus</i>	<i>Macrosetella gracilis</i>	<i>cornis</i>
<i>Corycaeus furcifer</i>	<i>Mecynocera clausi</i>	<i>Scolecithricella auropect-</i>
<i>Corycaeus lantus</i>	<i>Megacalanus princeps</i>	<i>ten</i>
<i>Corycaeus limbatus</i>	<i>Metridia longa</i>	<i>Scolecithricella bradyi</i>
<i>Corycaeus longistylis</i>	<i>Mormonilla plasma</i>	<i>Scolecithricella dentata</i>
<i>Corycaeus speciosus</i>	<i>Nannocalanus minor</i>	<i>Scottocalanus thomasi</i>
<i>Corycaeus subtilis</i>	<i>Neocalanus gracilis</i>	<i>Spinocalanus abyssalis</i>
<i>Corycaeus typicus</i>	<i>Neocalanus robustior</i>	<i>Temora stylifera</i>
<i>Euaetidius giesbrechti</i>	<i>Neocalanus tenuicornis</i>	<i>Undeuchaeta major</i>
<i>Eucalanus attenuatus</i>	<i>Oithona linearis</i>	<i>Undeuchaeta plumosa</i>
<i>Euchaeta marina</i>	<i>Oithona similis</i>	<i>Undinula vulgaris</i>
<i>Euchirella brevis</i>	<i>Oithona spinirostris</i>	
<i>Euchirella curticauda</i>	<i>Oncaea conifera</i>	

3800. Lat. 28°23' N., long. 141°41'05" W.; Hawaiian Islands; March 19, 1902; 100-0 fathoms; 23 species

<i>Candacia bipinnata</i>	<i>Euchirella messinensis</i>	<i>Neocalanus tenuicornis</i>
<i>Candacia simplex</i>	<i>Farranula rostrata</i>	<i>Oncaea minuta</i>
<i>Centropages furcatus</i>	<i>Gaetanus pileatus</i>	<i>Phaëna spinifera</i>
<i>Corycaeus longistylis</i>	<i>Lucicutia tenuicauda</i>	<i>Pleuromamma gracilis</i>
<i>Corycaeus speciosus</i>	<i>Macrosetella gracilis</i>	<i>Pleuromamma xiphias</i>
<i>Eucalanus attenuatus</i>	<i>Mecynocera clausi</i>	<i>Pseudocalanus minutus</i>
<i>Euchaeta spinosa</i>	<i>Neocalanus gracilis</i>	<i>Undeuchaeta plumosa</i>
<i>Euchirella curticauda</i>	<i>Neocalanus robustior</i>	

3803. Lat. 25°39'45" N., long. 147°41'45" W.; Hawaiian Islands; March 21, 1902;
50-0 fathoms; 5 species

<i>Haloptilus spiniceps</i>	<i>Neocalanus robustior</i>	<i>Phaëna spinifera</i>
<i>Lucicutia tenuicauda</i>	<i>Paracalanus parvus</i>	

3807. Lat. 22°43'15" N., long. 154°17'30" W.; Hawaiian Islands; March 23, 1902;
50-0 fathoms; 1 species

Pontella atlantica

3822. South of Molokai Island, Hawaiian Islands; April 1, 1902; surface;
7 species

<i>Corycaeus latus</i>	<i>Paracalanus parvus</i>	<i>Pontellopsis armata</i>
<i>Labidocera acutifrons</i>	<i>Pontella atlantica</i>	
<i>Labidocera detruncata</i>	<i>Pontella tenuiremis</i>	

3829. South of Molokai Island, Hawaiian Islands; April 2, 1902; surface; 53
species

<i>Acartia danae</i>	<i>Corycaeus robustus</i>	<i>Oncaea minuta</i>
<i>Acartia longiremis</i>	<i>Corycaeus speciosus</i>	<i>Oncaea ornata</i>
<i>Acartia negligens</i>	<i>Corycaeus subtilis</i>	<i>Oncaea similis</i>
<i>Acrocalanus gibber</i>	<i>Dysgamus arionmus</i>	<i>Paracalanus parvus</i>
<i>Acrocalanus gracilis</i>	<i>Dysgamus pacificus</i>	<i>Pareuchaeta incisa</i>
<i>Acrocalanus monachus</i>	<i>Eucalanus crassus</i>	<i>Phaëna spinifera</i>
<i>Calocalanus pavo</i>	<i>Eucalanus mucronatus</i>	<i>Pontella securifer</i>
<i>Candacia aethiopica</i>	<i>Euchaeta marina</i>	<i>Pontellina plumata</i>
<i>Candacia armata</i>	<i>Euchirella curticauda</i>	<i>Pseudocalanus minutus</i>
<i>Centropages gracilis</i>	<i>Euchirella intermedia</i>	<i>Sapphirina angusta</i>
<i>Copilia mirabilis</i>	<i>Farranula carinata</i>	<i>Sapphirina auronitens</i>
<i>Copilia quadrata</i>	<i>Farranula gibbula</i>	<i>Sapphirina ovato-lanceo-</i>
<i>Corycaeus catus</i>	<i>Farranula rostrata</i>	<i>lata</i>
<i>Corycaeus latus</i>	<i>Labidocera acutifrons</i>	<i>Scolecithricella bradyi</i>
<i>Corycaeus lautus</i>	<i>Nannocalanus minor</i>	<i>Scolecithrix danae</i>
<i>Corycaeus limbatus</i>	<i>Neocalanus gracilis</i>	<i>Undinula caroli</i>
<i>Corycaeus longistylis</i>	<i>Neocalanus robustior</i>	<i>Undinula darwinii</i>
<i>Corycaeus pumilus</i>	<i>Oithona similis</i>	<i>Undinula vulgaris</i>

3834. South of Molokai Island, Hawaiian Islands; April 2, 1902; surface; 13
species

<i>Acartia longiremis</i>	<i>Lubbockia aculeata</i>	<i>Paracalanus parvus</i>
<i>Candacia bispinosa</i>	<i>Lubbockia squillimana</i>	<i>Pseudocalanus minutus</i>
<i>Candacia simplex</i>	<i>Lucicutia flavicornis</i>	<i>Sapphirina auronitens</i>
<i>Euchaeta marina</i>	<i>Lucicutia tenuicauda</i>	<i>Scolecithricella bradyi</i>
<i>Farranula carinata</i>	<i>Neocalanus gracilis</i>	<i>Undinula caroli</i>
<i>Haloptilus acutifrons</i>	<i>Oncaea minuta</i>	<i>Undinula vulgaris</i>

3839. South of Molokai Island, Hawaiian Islands; April 4, 1902; surface;
1 species

Candacia simplex

3864. Pailolo Channel, Hawaiian Islands; April 10, 1902; surface; 1 species

Pontella atlantica

3867. Off Mokuhooniki, Hawaiian Islands; April 10, 1902; surface; 23 species

<i>Acartia longiremis</i>	<i>Labidocera acutifrons</i>	<i>Pseudocalanus minutus</i>
<i>Candacia aethiopica</i>	<i>Labidocera detruncata</i>	<i>Sapphirina opalina</i>
<i>Candacia bispinosa</i>	<i>Nannocalanus minor</i>	<i>Scolecithricella bradyi</i>
<i>Eucalanus attenuatus</i>	<i>Neocalanus gracilis</i>	<i>Scolecethrix danae</i>
<i>Euchaeta marina</i>	<i>Oncaea minuta</i>	<i>Undinula caroli</i>
<i>Euchaeta media</i>	<i>Paracalanus parvus</i>	<i>Undinula vulgaris</i>
<i>Euchaeta pubera</i>	<i>Pleuromamma abdomi-</i>	
<i>Farranula gibbula</i>	<i>nalis</i>	
<i>Farranula rostrata</i>	<i>Pleuromamma gracilis</i>	

3878. South of Lanai Island, Hawaiian Islands; April 14, 1902; surface; 58 species

<i>Acartia danae</i>	<i>Euchaeta marina</i>	<i>Pleuromamma piseki</i>
<i>Acartia longiremis</i>	<i>Euchaeta spinosa</i>	<i>Pleuromamma xiphias</i>
<i>Acartia negligens</i>	<i>Euchirella intermedia</i>	<i>Pontella fera</i>
<i>Acrocalanus gracilis</i>	<i>Farranula rostrata</i>	<i>Pontella tenuiremis</i>
<i>Arietellus armatus</i>	<i>Heterorhabdus papilliger</i>	<i>Pontellina plumata</i>
<i>Calocalanus pavo</i>	<i>Labidocera acuta</i>	<i>Pontellopsis albatrossi</i>
<i>Candacia aethiopica</i>	<i>Labidocera acutifrons</i>	<i>Pontellopsis armata</i>
<i>Candacia bispinosa</i>	<i>Labidocera albatrossi</i>	<i>Pontellopsis regalis</i>
<i>Candacia longimana</i>	<i>Labidocera detruncata</i>	<i>Pseudocalanus minutus</i>
<i>Candacia norvegica</i>	<i>Labidocera wollastoni</i>	<i>Sapphirina gemma</i>
<i>Candacia simplex</i>	<i>Macrosetella gracilis</i>	<i>Sapphirina metallina</i>
<i>Centropages calaninus</i>	<i>Neocalanus gracilis</i>	<i>Sapphirina ovato-</i>
<i>Copilia mirabilis</i>	<i>Neocalanus robustior</i>	<i>lanceolata</i>
<i>Corycaeus agilis</i>	<i>Neocalanus tenuicornis</i>	<i>Scolecithricella bradyi</i>
<i>Corycaeus crassiusculus</i>	<i>Oncaea minuta</i>	<i>Scolecithrix danae</i>
<i>Corycaeus flaccus</i>	<i>Oncaea notopa</i>	<i>Undinula caroli</i>
<i>Corycaeus latus</i>	<i>Paracalanus parvus</i>	<i>Undinula darwini</i>
<i>Corycaeus longistylis</i>	<i>Phaenna spinifera</i>	<i>Undinula vulgaris</i>
<i>Corycaeus robustus</i>	<i>Pleuromamma abdomi-</i>	
<i>Corycaeus speciosus</i>	<i>nalis</i>	
<i>Eucalanus elongatus</i>	<i>Pleuromamma gracilis</i>	

3398. Pailolo Channel, Hawaiian Islands; April 29, 1902; surface; 1 species

Pontella tenuiremis

3901. Off Mokuhooniki, Hawaiian Islands; April 29, 1902; surface; 51 species

<i>Acartia danae</i>	<i>Copilia quadrata</i>	<i>Farranula gibbula</i>
<i>Acrocalanus gracilis</i>	<i>Corycaeus agilis</i>	<i>Labidocera acutifrons</i>
<i>Acrocalanus longicornis</i>	<i>Corycaeus limbatus</i>	<i>Labidocera detruncata</i>
<i>Acrocalanus monachus</i>	<i>Corycaeus longistylis</i>	<i>Labidocera euchaeta</i>
<i>Calocalanus pavo</i>	<i>Corycaeus pacificus</i>	<i>Lucicutia flavicornis</i>
<i>Candacia aethiopica</i>	<i>Corycaeus pumilus</i>	<i>Nannocalanus minor</i>
<i>Candacia bipinnata</i>	<i>Corycaeus robustus</i>	<i>Neocalanus gracilis</i>
<i>Candacia bispinosa</i>	<i>Corycaeus typicus</i>	<i>Neocalanus robustior</i>
<i>Candacia norvegica</i>	<i>Eucalanus elongatus</i>	<i>Neocalanus tenuicornis</i>
<i>Canthocalanus pauper</i>	<i>Eucalanus mucronatus</i>	<i>Oncaea minuta</i>
<i>Centropages furcatus</i>	<i>Euchaeta marina</i>	<i>Paracalanus parvus</i>
<i>Centropages violaceus</i>	<i>Farranula carinata</i>	<i>Pareuchaeta erebi</i>
<i>Clausocalanus arcuicornis</i>	<i>Farranula concinna</i>	<i>Phaenna spinifera</i>

3901. Off Mokuhooniki, Hawaiian Islands; April 29, 1902; surface; 51 species—
Continued

<i>Pleuromamma abdomi-</i>	<i>Sapphirina angusta</i>	<i>Scolecithrix danae</i>
<i>nalis</i>	<i>Sapphirina auronitens</i>	<i>Undinula caroll</i>
<i>Pleuromamma gracilis</i>	<i>Sapphirina bicuspidata</i>	<i>Undinula vulgaris</i>
<i>Pontellina plumata</i>	<i>Sapphirina metallina</i>	
<i>Pseudocalanus minutus</i>	<i>Sapphirina nigromaculata</i>	

3908. Off Diamond Head, south coast of Oahu, Hawaiian Islands; May 5, 1902; surface; 1 species

Pontella atlantica

3911. South of Oahu Island, Hawaiian Islands; May 5, 1902; surface; 1 species

Euchaeta marina

3912. South of Oahu Island, Hawaiian Islands; May 5, 1902; surface; 15 species

<i>Acrocalanus gracilis</i>	<i>Nannocalanus minor</i>	<i>Sapphirina auronitens</i>
<i>Acrocalanus monachus</i>	<i>Neocalanus gracilis</i>	<i>Scolecithrix danae</i>
<i>Copilia quadrata</i>	<i>Oncaea minuta</i>	<i>Undinula caroll</i>
<i>Euchaeta marina</i>	<i>Paracalanus parvus</i>	<i>Undinula darwinii</i>
<i>Farranula rostrata</i>	<i>Pontella danae</i>	<i>Undinula vulgaris</i>

3921. South of Oahu Island, Hawaiian Islands; May 6, 1902; surface; 3 species

<i>Euchaeta marina</i>	<i>Euchaeta pubera</i>	<i>Labidocera acuta</i>
------------------------	------------------------	-------------------------

3927. Lat. 21°31' N., long. 161°55' W.; Hawaiian Islands; May 11, 1902; surface; 6 species

<i>Candacia simplex</i>	<i>Farranula rostrata</i>	<i>Paracalanus parvus</i>
<i>Euchaeta marina</i>	<i>Labidocera acutifrons</i>	<i>Pontella princeps</i>

3929. Lat. 23°19' N., long. 166°54' W.; Hawaiian Islands; May 13, 1902; surface; 4 species

<i>Candacia simplex</i>	<i>Undinula caroli</i>	<i>Undinula vulgaris</i>
<i>Euchaeta marina</i>		

3930. Lat. 25°07' N., long. 170°50' W.; Hawaiian Islands; May 15, 1902; surface; 8 species

<i>Euchaeta acuta</i>	<i>Phaëna spinifera</i>	<i>Undinula caroll</i>
<i>Euchaeta marina</i>	<i>Pontella securifer</i>	<i>Undinula vulgaris</i>
<i>Oncaea minuta</i>	<i>Scolecithrix danae</i>	

3932. Lat. 25°45' N., long. 171°32' W.; Hawaiian Islands; May 16, 1902; surface; 23 species

<i>Acartia negligens</i>	<i>Farranula carinata</i>	<i>Pontellopsis villosa</i>
<i>Acrocalanus gracilis</i>	<i>Labidocera acutifrons</i>	<i>Sapphirina auronitens</i>
<i>Candacia aethiopica</i>	<i>Lucicutia flavicornis</i>	<i>Sapphirina metallina</i>
<i>Clytemnestra scutellata</i>	<i>Neocalanus gracilis</i>	<i>Sapphirina stellata</i>
<i>Corycaeus crassiusculus</i>	<i>Neocalanus tenuicornis</i>	<i>Scolecithricella bradyi</i>
<i>Corycaeus speciosus</i>	<i>Oncaea venusta</i>	<i>Scolecithrix danae</i>
<i>Euchaeta marina</i>	<i>Phaëna spinifera</i>	<i>Undinula vulgaris</i>
<i>Euchaeta spinosa</i>	<i>Pontella securifer</i>	

3952. North of Laysan Island, Hawaiian Islands; May 21, 1902; surface; 1 species

Acrocalanus gracilis

3980. Lat. 21°23' N., long. 158°19' W.; Hawaiian Islands; June 9, 1902; surface; 22 species

<i>Acrocalanus gracilis</i>	<i>Oithona similis</i>	<i>Pontellopsis strenua</i>
<i>Candacia aethiopica</i>	<i>Oncaea minuta</i>	<i>Scolecithricella bradyi</i>
<i>Corycaeus limbatus</i>	<i>Oncaea venusta</i>	<i>Scolecithrix danae</i>
<i>Euchaeta acuta</i>	<i>Phaëna spinifera</i>	<i>Undinula caroli</i>
<i>Euchaeta marina</i>	<i>Pontella securifer</i>	<i>Undinula darwinii</i>
<i>Labidocera acutifrons</i>	<i>Pontellina plumata</i>	<i>Undinula vulgaris</i>
<i>Labidocera detruncata</i>	<i>Pontellopsis brevis</i>	
<i>Macrosetella gracilis</i>	<i>Pontellopsis digitata</i>	

3981. Off Kauai Island, Hawaiian Islands; June 10, 1902; surface; 6 species

<i>Corycaeus pacificus</i>	<i>Labidocera acutifrons</i>	<i>Pontella atlantica</i>
<i>Farranula rostrata</i>	<i>Paracalanus parvus</i>	<i>Pontella securifer</i>

3982. Off Kauai Island, Hawaiian Islands; June 10, 1902; surface; 1 species

Gaetanus minor

4009. Lat. 21°50'30" N., long. 159°15' W.; Hawaiian Islands; June 17, 1902; surface; 45 species

<i>Acartia danae</i>	<i>Corycaeus lubbockii</i>	<i>Oncaea venusta</i>
<i>Acrocalanus gibber</i>	<i>Corycaeus speciosus</i>	<i>Pareuchaeta incisa</i>
<i>Acrocalanus gracilis</i>	<i>Corycaeus vitreus</i>	<i>Phaëna spinifera</i>
<i>Calanopia minor</i>	<i>Eucalanus attenuatus</i>	<i>Pontella securifer</i>
<i>Calocalanus pavo</i>	<i>Euchaeta marina</i>	<i>Pontellina plumata</i>
<i>Candacia aethiopica</i>	<i>Euchaeta spinosa</i>	<i>Pontellopsis albatrossi</i>
<i>Candacia simplex</i>	<i>Farranula carinata</i>	<i>Pontellopsis armata</i>
<i>Copilia mirabilis</i>	<i>Farranula concinna</i>	<i>Pontellopsis regalis</i>
<i>Copilia quadrata</i>	<i>Farranula gibbula</i>	<i>Sapphirina metallina</i>
<i>Corycaeus agilis</i>	<i>Farranula rostrata</i>	<i>Sapphirina nigromaculata</i>
<i>Corycaeus crassiusculus</i>	<i>Labidocera acutifrons</i>	<i>Scolecithricella bradyi</i>
<i>Corycaeus flaccus</i>	<i>Labidocera detruncata</i>	<i>Scolecithrix danae</i>
<i>Corycaeus latus</i>	<i>Neocalanus gracilis</i>	<i>Undeuchaeta plumosa</i>
<i>Corycaeus limbatus</i>	<i>Neocalanus robustior</i>	<i>Undinula caroli</i>
<i>Corycaeus longistylis</i>	<i>Oncaea minuta</i>	<i>Undinula vulgaris</i>

4010. Lat. 21°35' N., long. 158°50' W.; off Oahu Island, Hawaiian Islands; June 17, 1902; surface; 43 species

<i>Acartia longiremis</i>	<i>Corycaeus longistylis</i>	<i>Labidocera wollastoni</i>
<i>Calocalanus stylliremis</i>	<i>Corycaeus speciosus</i>	<i>Lucicutia tenuicauda</i>
<i>Candacia aethiopica</i>	<i>Dysgamas pacificus</i>	<i>Mecynocera clausi</i>
<i>Candacia armata</i>	<i>Eucalanus attenuatus</i>	<i>Nannocalanus minor</i>
<i>Candacia bipinnata</i>	<i>Eucalanus elongatus</i>	<i>Neocalanus gracilis</i>
<i>Candacia norvegica</i>	<i>Euchaeta marina</i>	<i>Neocalanus robustior</i>
<i>Candacia simplex</i>	<i>Euchaeta spinosa</i>	<i>Oithona similis</i>
<i>Centropages furcatus</i>	<i>Farranula rostrata</i>	<i>Oncaea minuta</i>
<i>Copilia quadrata</i>	<i>Labidocera acuta</i>	<i>Paracalanus parvus</i>
<i>Corycaeus agilis</i>	<i>Labidocera acutifrons</i>	<i>Phaëna spinifera</i>
<i>Corycaeus latus</i>	<i>Labidocera detruncata</i>	<i>Pontella atlantica</i>

4010. Lat. $21^{\circ}35' N.$, long $158^{\circ}50' W.$; off Oahu Island, Hawaiian Islands; June 17, 1902; surface; 43 species—Continued

<i>Pontella securifer</i>	<i>Pseudocalanus minutus</i>	<i>Undinula caroli</i>
<i>Pontella tenuiremis</i>	<i>Sapphirina auronitens</i>	<i>Undinula vulgaris</i>
<i>Pontellina plumata</i>	<i>Scolecithrix danae</i>	
<i>Pontellopsis armata</i>	<i>Undeuchaeta plumosa</i>	

4011. Lat. $21^{\circ}20' N.$, long. $158^{\circ}21' W.$; off Oahu Island, Hawaiian Islands; June 18, 1902, surface; 21 species

<i>Acartia danae</i>	<i>Labidocera acutifrons</i>	<i>Scolecithricella auropec-</i>
<i>Acrocalanus gracilis</i>	<i>Labidocera detruncata</i>	<i>ten</i>
<i>Candacia aethiopica</i>	<i>Lucicutia tenuicauda</i>	<i>Scolecithrix danae</i>
<i>Candacia bipinnata</i>	<i>Oncaea minuta</i>	<i>Undinula caroli</i>
<i>Candacia norvegica</i>	<i>Paracalanus parvus</i>	<i>Undinula darwini</i>
<i>Eucalanus attenuatus</i>	<i>Phaëna spinifera</i>	<i>Undinula vulgaris</i>
<i>Euchaeta marina</i>	<i>Pontella fera</i>	
<i>Farranula rostrata</i>	<i>Pontella tenuiremis</i>	

4037. Off Hawaii Island, Hawaiian Islands; July 10, 1902; surface; 42 species

<i>Acartia danae</i>	<i>Corycaeus pumilus</i>	<i>Oncaea minuta</i>
<i>Acrocalanus gibber</i>	<i>Euchaeta marina</i>	<i>Oncaea venusta</i>
<i>Acrocalanus gracilis</i>	<i>Farranula carinata</i>	<i>Paracalanus parvus</i>
<i>Calanopia elliptica</i>	<i>Farranula concinna</i>	<i>Phaëna spinifera</i>
<i>Calanopia minor</i>	<i>Farranula gibbula</i>	<i>Pontella securifer</i>
<i>Candacia aethiopica</i>	<i>Farranula rostrata</i>	<i>Pontellina plumata</i>
<i>Candacia bispinosa</i>	<i>Labidocera acutifrons</i>	<i>Pontellopsis strenua</i>
<i>Candacia simplex</i>	<i>Labidocera euchaeta</i>	<i>Pseudocalanus minutus</i>
<i>Clytemnestra scutellata</i>	<i>Labidocera minuta</i>	<i>Sapphirina auronitens</i>
<i>Corycaeus agilis</i>	<i>Macrosetella gracilis</i>	<i>Scolecithricella bradyi</i>
<i>Corycaeus dubius</i>	<i>Miracia efferata</i>	<i>Scolecithrix danae</i>
<i>Corycaeus flaccus</i>	<i>Neocalanus gracilis</i>	<i>Undinula caroli</i>
<i>Corycaeus latus</i>	<i>Neocalanus robustior</i>	<i>Undinula darwini</i>
<i>Corycaeus limbatus</i>	<i>Oithona similis</i>	<i>Undinula vulgaris</i>

4038. West of Hawaii Island, Hawaiian Islands; July 10, 1902; surface; 1 species

Euchaeta media

4036. North of Maui Island, Hawaiian Islands; July 21, 1902; surface; 3 species

<i>Eucalanus attenuatus</i>	<i>Euchaeta marina</i>	<i>Undinula vulgaris</i>
-----------------------------	------------------------	--------------------------

4190. Lat. $34^{\circ}39'18'' N.$, long. $132^{\circ}04' W.$; Hawaiian Islands; August 27, 1902; surface; 28 species

<i>Acartia longiremis</i>	<i>Labidocera acutifrons</i>	<i>Pontella securifer</i>
<i>Candacia aethiopica</i>	<i>Labidocera detruncata</i>	<i>Pontellina plumata</i>
<i>Candacia norvegica</i>	<i>Mecynocera clausi</i>	<i>Pontellopsis armata</i>
<i>Candacia simplex</i>	<i>Nannocalanus minor</i>	<i>Pseudocalanus minutus</i>
<i>Corycaeus speciosus</i>	<i>Neocalanus gracilis</i>	<i>Sapphirina auronitens</i>
<i>Euchaeta marina</i>	<i>Neocalanus tenuicornis</i>	<i>Sapphirina metallina</i>
<i>Euchaeta spinosa</i>	<i>Oncaea minuta</i>	<i>Sapphirina nigromaculata</i>
<i>Farranula carinata</i>	<i>Paracalanus parvus</i>	<i>Sapphirina opalina</i>
<i>Farranula rostrata</i>	<i>Pontella atlantica</i>	
<i>Labidocera acuta</i>	<i>Pontella princeps</i>	

4427. Southeast of Santa Cruz Island, California; April 14, 1904; surface;
5 species

<i>Euaugaptilus gibbus</i>	<i>Euchaeta marina</i>	<i>Undeuchaeta major</i>
<i>Euchaeta acuta</i>	<i>Pareuchaeta incisa</i>	

4533. Monterey Bay, California; May 28, 1904; [surface?]; 1 species

Rhincalanus nasutus

4538. Monterey Bay, California; May 31, 1904; [surface?]; 3 species

<i>Pareuchaeta hansenii</i>	<i>Rhincalanus nasutus</i>	<i>Undinula vulgaris</i>
-----------------------------	----------------------------	--------------------------

4539. Monterey Bay, California; May 31, 1904; [surface?]; 1 species

Gaussia princeps

4540. Monterey Bay, California; June 1, 1904; [surface?]; 1 species

Candacia curta

4542. Monterey Bay, California; June 1, 1904; [surface?]; 1 species

Gaussia princeps

4561. Monterey Bay, California; June 11, 1904; [surface?]; 1 species

*Eucalanus muticus*4571. Lat. 33°40' N., long. 119°35' W.; off California; October 7, 1904; 300-0
fathoms; 3 species

<i>Eucalanus muticus</i>	<i>Pontellopsis regalis</i>	<i>Undeuchaeta major</i>
--------------------------	-----------------------------	--------------------------

4574. Lat. 30°35' N., long. 117°23' W.; Baja California; October 8, 1904; 300-0
fathoms; 19 species

<i>Aetideus armatus</i>	<i>Gaidius pungens</i>	<i>Pleuromamma gracilis</i>
<i>Calanus helgolandicus</i>	<i>Heterorhabdus robustus</i>	<i>Pleuromamma robusta</i>
<i>Chirundina streetsi</i>	<i>Heterorhabdus spinifrons</i>	<i>Pontella atlantica</i>
<i>Clausocalanus arcuicornis</i>	<i>Lophothrix frontalis</i>	<i>Rhincalanus nasutus</i>
<i>Clausocalanus furcatus</i>	<i>Lucicutia atlantica</i>	<i>Scolecithrix danae</i>
<i>Eucalanus elongatus</i>	<i>Pleuromamma abdominalis</i>	<i>Undeuchaeta major</i>
<i>Eucalanus muticus</i>		

4580. Lat. 24°55' N., long. 112°45' W.; Baja California; October 10, 1904; 300-0
fathoms; 10 species

<i>Eucalanus attenuatus</i>	<i>Heterostylites longicornis</i>	<i>Scolecithrix danae</i>
<i>Eucalanus elongatus</i>	<i>Labidocera acutifrons</i>	
<i>Eucalanus muticus</i>	<i>Pleuromamma abdomi-</i>	
<i>Euchaeta acuta</i>	<i>nalis</i>	
<i>Euchaeta marina</i>	<i>Rhincalanus nasutus</i>	

4583. Lat. 22°45' N., long. 110°05' W.; Baja California; October 11, 1904; 300-0 fathoms; 11 species

<i>Eucalanus attenuatus</i>	<i>Euchaeta spinosa</i>	<i>Metridia curticauda</i>
<i>Eucalanus muticus</i>	<i>Haloptilus longicornis</i>	<i>Pareuchaeta grandiremis</i>
<i>Euchaeta acuta</i>	<i>Heterostylites longicornis</i>	<i>Pleuromamma robusta</i>
<i>Euchaeta marina</i>	<i>Labidocera acuta</i>	

4585. Lat. 21°00' N., long. 107°37' W.; Baja California; October 12, 1904; 2 fathoms; 8 species

<i>Eucalanus attenuatus</i>	<i>Labidocera acuta</i>	<i>Pleuromamma robusta</i>
<i>Eucalanus muticus</i>	<i>Metridia curticauda</i>	<i>Rhincalanus nasutus</i>
<i>Euchaeta acuta</i>	<i>Pareuchaeta grandiremis</i>	

4587. Lat. 20°00' N., long. 106°12' W.; west coast of Mexico; October 12, 1904; 2 fathoms; 4 species

<i>Euchaeta acuta</i>	<i>Haloptilus longicornis</i>	<i>Pleuromamma robusta</i>
<i>Euchirella venusta</i>		

*4588. Lat. 19°52' N., long. 106°02' W.; southwest coast of Mexico; October 12, 1904; surface; 26 species

<i>Aerocalanus longicornis</i>	<i>Farranula rostrata</i>	<i>Pontella atlantica</i>
<i>Centropages krøyeri</i>	<i>Labidocera acuta</i>	<i>Pontellina plumata</i>
<i>Centropages violaceus</i>	<i>Labidocera krøyeri</i>	<i>Pontellopsis regalis</i>
<i>Copilia mirabilis</i>	<i>Microsetella rosea</i>	<i>Sapphirina nigromaculata</i>
<i>Corycaeus clausi</i>	<i>Nannocalanus minor</i>	<i>Scolecithrix danae</i>
<i>Corycaeus latus</i>	<i>Neocalanus gracilis</i>	<i>Temora stylifera</i>
<i>Eucalanus attenuatus</i>	<i>Oncaea minuta</i>	<i>Undinula darwinii</i>
<i>Euchaeta marina</i>	<i>Paracalanus parvus</i>	<i>Undinula vulgaris</i>
<i>Euchaeta spinosa</i>	<i>Pareuchaeta californica</i>	

*4589. Lat. 18°50' N., long. 104°50' W.; southwest coast of Mexico; October 13, 1904; 300-0 fathoms; 1 species

Haloptilus longicornis

*4590. Lat. 18°50' N., long. 104°50' W.; southwest coast of Mexico; October 13, 1904; 2 fathoms; 6 species

<i>Eucalanus attenuatus</i>	<i>Labidocera acutifrons</i>	<i>Scaphocalanus robustus</i>
<i>Eucalanus muticus</i>	<i>Pleuromamma abdomi-</i>	
<i>Euchaeta marina</i>	<i>nalis</i>	

*4592. Lat. 18°17'30" N., long. 103°35' W.; southwest coast of Mexico; October 13, 1904; surface; 7 species

<i>Eucalanus attenuatus</i>	<i>Labidocera acuta</i>	<i>Undinula vulgaris</i>
<i>Euchaeta marina</i>	<i>Pontella danae</i>	
<i>Euchaeta wolfendeni</i>	<i>Pontellopsis regalis</i>	

*4594. Lat. 17°17' N., long. 101°35' W.; southwest coast of Mexico; October 14, 1904; 300-0 fathoms; 5 species

<i>Eucalanus monachus</i>	<i>Euchaeta marina</i>	<i>Pleuromamma robusta</i>
<i>Eucalanus muticus</i>	<i>Euchirella venusta</i>	

*4598. Lat. 15°58' N., long. 98°13' W.; southwest coast of Mexico; October 15, 1904; 300-0 fathoms; 6 species

<i>Candacia pachydactyla</i>	<i>Eucalanus muticus</i>	<i>Pleuromamma robusta</i>
<i>Eucalanus mucronatus</i>	<i>Euchirella venusta</i>	<i>Undinula vulgaris</i>

*4600. Lat. 15°36' N., long. 96°59' W.; Central America, west coast; October 15, 1904; surface; 2 species

<i>Labidocera acuta</i>	<i>Undinula vulgaris</i>
-------------------------	--------------------------

*4605. Lat. 12°20' N., long. 92°13' W.; Central America, west coast; October 17, 1904; 300-0 fathoms; 10 species

<i>Arietellus giesbrechti</i>	<i>Eucalanus muticus</i>	<i>Labidocera acuta</i>
<i>Candacia simplex</i>	<i>Euchaeta marina</i>	<i>Rhincalanus cornutus</i>
<i>Eucalanus attenuatus</i>	<i>Euchirella venusta</i>	
<i>Eucalanus mucronatus</i>	<i>Haloptilus ornatus</i>	

*4607. Lat. 12°00' N., long. 91°30' W.; Central America, west coast; October 17, 1904; surface; 7 species

<i>Candacia simplex</i>	<i>Eucalanus muticus</i>	<i>Pontella chierchiaie</i>
<i>Euaugaptilus squamatus</i>	<i>Euchaeta marina</i>	<i>Undinula vulgaris</i>
<i>Eucalanus attenuatus</i>		

4609. Lat. 11°03' N., 89°35' W.; Central America, west coast; October 18, 1904; 300-0 fathoms; 2 species

<i>Phyllopus bidentatus</i>	<i>Sapphirina nigromaculata</i>
-----------------------------	---------------------------------

4611. Lat. 10°32' N., long. 88°25' W.; Central America, west coast; October 18, 1904; surface, electric-light; 27 species

<i>Candacia aethiopica</i>	<i>Eucalanus subtenuis</i>	<i>Pontella atlantica</i>
<i>Candacia armata</i>	<i>Euchaeta acuta</i>	<i>Pontella danae</i>
<i>Candacia bispinosa</i>	<i>Euchaeta marina</i>	<i>Sapphirina nigromaculata</i>
<i>Candacia longimana</i>	<i>Euchirella galeata</i>	<i>Sapphirina opalina</i>
<i>Candacia norvegica</i>	<i>Labidocera detruncata</i>	<i>Scolecithricella bradyi</i>
<i>Candacia simplex</i>	<i>Labidocera krøyeri</i>	<i>Scolecithrix danae</i>
<i>Copilia denticulata</i>	<i>Nannocalanus minor</i>	<i>Temora discaudata</i>
<i>Eucalanus attenuatus</i>	<i>Oncaea venusta</i>	<i>Temora stylifera</i>
<i>Eucalanus monachus</i>	<i>Pleuromamma xiphias</i>	<i>Undinula vulgaris</i>

*4613. Lat. 9°43' N., long. 86°15' W.; Central America, west coast; October 19, 1904; 300-0 fathoms; 7 species

<i>Eucalanus attenuatus</i>	<i>Euchaeta marina</i>	<i>Rhincalanus nasutus</i>
<i>Eucalanus elongatus</i>	<i>Rhincalanus cornutus</i>	<i>Undinula darwini</i>
<i>Eucalanus muticus</i>		

4614. Lat. 9°06' N., long. 85°08' W.; Central America, west coast; October 19, 1904; 2 fathoms; 1 species

<i>Undinula caroli</i>

*4615. Lat. 9°06' N., long. 85°08' W.; Central America, west coast; October 19, 1904; surface; 16 species

<i>Aetideus armatus</i>	<i>Labidocera acuta</i>	<i>Pontella lobiancol</i>
<i>Candacia armata</i>	<i>Labidocera acutifrons</i>	<i>Pontellina plumata</i>
<i>Candacia bipinnata</i>	<i>Labidocera detruncata</i>	<i>Pontellopsis regalis</i>
<i>Eucalanus attenuatus</i>	<i>Pachos punctatum</i>	<i>Undinula vulgaris</i>
<i>Eucalanus monachus</i>	<i>Pontella atlantica</i>	
<i>Euchaeta marina</i>	<i>Pontella danae</i>	

*4617. Lat. 7°21' N., long. 82°21' W.; south coast of Panama; October 20, 1904; surface; 2 species

<i>Labidocera detruncata</i>	<i>Pontella atlantica</i>
------------------------------	---------------------------

4618. Lat. 7°17' N., long. 82°11' W.; south coast of Panama; October 20, 1904; 2 fathoms; 1 species

Pontellopsis regalis

*4619. Lat. 7°17' N., long. 82°11' W.; south coast of Panama; October 20, 1904; surface; 11 species

<i>Euchaeta marina</i>	<i>Pleuromamma abdomi-</i>	<i>Pontellopsis regalis</i>
<i>Labidocera acuta</i>	<i>nalis</i>	<i>Pontellopsis strenua</i>
<i>Labidocera acutifrons</i>	<i>Pleuromamma xiphias</i>	<i>Sapphirina iris</i>
<i>Labidocera detruncata</i>	<i>Pontella danae</i>	<i>Undinula vulgaris</i>

4627. Lat. 7°21' N., long. 79°56' W.; south of Panama; November 2, 1904; surface; 2 species

<i>Pleuromamma robusta</i>	<i>Undinula vulgaris</i>
----------------------------	--------------------------

4630. Lat. 6°55' N., long. 81°42'30" W.; Panama to Galápagos Islands; November 3, 1904; bottom; 1 species

Rhincalanus cornutus

4632. Lat. 5°48' N., long. 82°16' W.; Panama to Galápagos Islands; November 3, 1904; 2 fathoms; 1 species

Rhincalanus nasutus

*4634. Lat. 4°35'30" N., long. 83°32'30" W.; west of Colombia; November 4, 1904; 390-0 fathoms; 14 species

<i>Eucalanus attenuatus</i>	<i>Haloptilus ornatus</i>	<i>Pareuchaeta grandiremis</i>
<i>Eucalanus elongatus</i>	<i>Heterorhabdus papilliger</i>	<i>Pareuchaeta rasa</i>
<i>Eucalanus muticus</i>	<i>Heterorhabdus robustus</i>	<i>Phaëna spinifera</i>
<i>Euchaeta longicornis</i>	<i>Lucicutia curta</i>	<i>Scaphocalanus affinis</i>
<i>Haloptilus acutifrons</i>	<i>Lucicutia flavicornis</i>	

*4635. Lat. 3°52'30" N., long. 84°15' W.; west of Colombia; November 4, 1904; surface; 16 species

<i>Candacia curta</i>	<i>Euchaeta marina</i>	<i>Pontella danae</i>
<i>Candacia simplex</i>	<i>Labidocera detruncata</i>	<i>Scolecithrix danae</i>
<i>Canthocalanus pauper</i>	<i>Nannocalanus minor</i>	<i>Undinula darwini</i>
<i>Centropages furcatus</i>	<i>Neocalanus gracilis</i>	<i>Undinula vulgaris</i>
<i>Eucalanus attenuatus</i>	<i>Pleuromamma abdomi-</i>	
<i>Eucalanus elongatus</i>	<i>nalis</i>	
<i>Euchaeta longicornis</i>		

*4637. Lat. $1^{\circ}31'$ N., long. $86^{\circ}32'$ W.; off Galápagos Islands; November 5, 1904; 300-0 fathoms; 11 species

<i>Corycaeus limbatus</i>	<i>Lucicutia flavicornis</i>	<i>Pleuromamma xiphias</i>
<i>Euchirella galeata</i>	<i>Metridia princeps</i>	<i>Rhincalanus nasutus</i>
<i>Gaetanus kruppil</i>	<i>Metridia venusta</i>	<i>Scolecithricella vittata</i>
<i>Haloptilus ornatus</i>	<i>Pareuchaeta grandiremis</i>	

*4638. Lat. $00^{\circ}27'$ N., long. $87^{\circ}13'$ W.; west of Ecuador; November 6, 1904; 300-0 fathoms; 34 species

<i>Arietellus setosus</i>	<i>Euchirella venusta</i>	<i>Phaëna spinifera</i>
<i>Augaptilus longicaudatus</i>	<i>Gaetanus miles</i>	<i>Pleuromamma abdomi-</i>
<i>Candacia longimana</i>	<i>Gaidius brevispinus</i>	<i>nalis</i>
<i>Candacia norvegica</i>	<i>Haloptilus longicornis</i>	<i>Pontellina plumata</i>
<i>Eucalanus attenuatus</i>	<i>Haloptilus ornatus</i>	<i>Rhincalanus cornutus</i>
<i>Eucalanus pileatus</i>	<i>Heterostylites longicornis</i>	<i>Rhincalanus nasutus</i>
<i>Eucalanus subcrassus</i>	<i>Labidocera acuta</i>	<i>Scolecithrix danae</i>
<i>Euchaeta longicornis</i>	<i>Lucicutia atlantica</i>	<i>Scottocalanus securifrons</i>
<i>Euchaeta marina</i>	<i>Lucicutia flavicornis</i>	<i>Temora discaudata</i>
<i>Euchirella bella</i>	<i>Metridia princeps</i>	<i>Undinula darwinii</i>
<i>Euchirella galeata</i>	<i>Metridia venusta</i>	<i>Undinula vulgaris</i>
<i>Euchirella messinensis</i>	<i>Pareuchaeta grandiremis</i>	

*4640. Lat. $00^{\circ}40'$ S., long. $88^{\circ}11'$ W.; west of Ecuador; November 6, 1904; 2 fathoms; 21 species

<i>Candacia armata</i>	<i>Labidocera acuta</i>	<i>Pontellopsis regalis</i>
<i>Candacia pachydactyla</i>	<i>Labidocera acutifrons</i>	<i>Pontellopsis strenua</i>
<i>Centropages furcatus</i>	<i>Nannocalanus minor</i>	<i>Scolecithrix danae</i>
<i>Eucalanus attenuatus</i>	<i>Pleuromamma abdomi-</i>	<i>Temora discaudata</i>
<i>Eucalanus elongatus</i>	<i>nalis</i>	<i>Temora stylifera</i>
<i>Eucalanus subcrassus</i>	<i>Pleuromamma gracilis</i>	<i>Undinula vulgaris</i>
<i>Euchaeta longicornis</i>	<i>Pontella atlantica</i>	
<i>Euchaeta marina</i>	<i>Pontella danae</i>	

4642. Lat. $1^{\circ}30'30''$ S.; long. $89^{\circ}35'$ W.; Galápagos Islands; November 7, 1904; bottom; 2 species

<i>Gaetanus kruppil</i>	<i>Pontella tenuiremis</i>
-------------------------	----------------------------

*4644. Lat. $2^{\circ}13'$ S., long. $89^{\circ}42'$ W.; off Galápagos Islands; November 7, 1904; surface; 33 species

<i>Acrocalanus gibber</i>	<i>Euchaeta longicornis</i>	<i>Pleuromamma abdomi-</i>
<i>Calocalanus pavo</i>	<i>Euchaeta marina</i>	<i>nalis</i>
<i>Candacia bispinosa</i>	<i>Gaetanus armiger</i>	<i>Pleuromamma gracilis</i>
<i>Candacia simplex</i>	<i>Labidocera acuta</i>	<i>Pleuromamma piseki</i>
<i>Centropages furcatus</i>	<i>Labidocera acutifrons</i>	<i>Pontellina plumata</i>
<i>Centropages violaceus</i>	<i>Labidocera detruncata</i>	<i>Sapphirina nigromaculata</i>
<i>Corycaeus flaccus</i>	<i>Lucicutia lucida</i>	<i>Scolecithrix danae</i>
<i>Eucalanus attenuatus</i>	<i>Microsetella rosea</i>	<i>Temora discaudata</i>
<i>Eucalanus elongatus</i>	<i>Nannocalanus minor</i>	<i>Temora stylifera</i>
<i>Eucalanus monachus</i>	<i>Neocalanus gracilis</i>	<i>Undinula darwinii</i>
<i>Eucalanus subcrassus</i>	<i>Oncaea venusta</i>	<i>Undinula vulgaris</i>
<i>Euchaeta acuta</i>		

*4646. Lat. 4°02' S., long. 89°16' W.; south of Galápagos Islands; November 8, 1904; 300-0 fathoms; 29 species

<i>Candacia bispinosa</i>	<i>Euchaeta longicornis</i>	<i>Phaëna spinifera</i>
<i>Candacia longimana</i>	<i>Euchaeta marina</i>	<i>Pleuromamma gracilis</i>
<i>Candacia norvegica</i>	<i>Euchaeta spinosa</i>	<i>Pontellina plumata</i>
<i>Chiridius armatus</i>	<i>Gaetanus recticornis</i>	<i>Rhincalanus cornutus</i>
<i>Euaugaptilus laticeps</i>	<i>Heterorhabdus spinifrons</i>	<i>Rhincalanus nasutus</i>
<i>Euaugaptilus oblongus</i>	<i>Heterostylites longicornis</i>	<i>Scaphocalanus magnus</i>
<i>Eucalanus attenuatus</i>	<i>Metridia curticauda</i>	<i>Scolecithrix danae</i>
<i>Eucalanus muticus</i>	<i>Naunocalanus minor</i>	<i>Temora discaudata</i>
<i>Eucalanus subtenuis</i>	<i>Pareuchaeta barbata</i>	<i>Undinula vulgaris</i>
<i>Euchaeta acuta</i>	<i>Pareuchaeta grandiremis</i>	

*4648. Lat. 4°43' S., long. 87°07'30" W.; south of Galápagos Islands; November 9, 1904; 300-0 fathoms; 13 species

<i>Copilla quadrata</i>	<i>Lucicutia grandis</i>	<i>Pontellopsis regalis</i>
<i>Eucalanus attenuatus</i>	<i>Metridia curticauda</i>	<i>Scolecithrix danae</i>
<i>Eucalanus elongatus</i>	<i>Pareuchaeta barbata</i>	<i>Undinula darwini</i>
<i>Gaetanus miles</i>	<i>Pareuchaeta grandiremis</i>	
<i>Haloptilus longicornis</i>	<i>Pontellina plumata</i>	

4649. Lat. 5°17' S., long. 85°20' W.; south of Galápagos Islands; November 10, 1904; surface; 1 species

Pontellopsis regalis

*4650. Lat. 5°21' S., long. 84°39' W.; off Peru; November 10, 1904; 300-0 fathoms; 10 species

<i>Eucalanus attenuatus</i>	<i>Gaetanus kruppi</i>	<i>Rhincalanus cornutus</i>
<i>Eucalanus muticus</i>	<i>Lucicutia grandis</i>	<i>Rhincalanus nasutus</i>
<i>Eucalanus subtenuis</i>	<i>Pareuchaeta barbata</i>	
<i>Euchirella galeata</i>	<i>Pontella danae</i>	

*4652. Lat. 5°45' S., long. 82°40' W.; off Peru; November 11, 1904; 400-0 fathoms; 30 species

<i>Aetideus armatus</i>	<i>Euchaeta longicornis</i>	<i>Phaëna spinifera</i>
<i>Calanus helgolandicus</i>	<i>Euchirella galeata</i>	<i>Pleuromamma abdomi-</i>
<i>Centropages furcatus</i>	<i>Euchirella messinensis</i>	<i>nalis</i>
<i>Disseta palumbol</i>	<i>Heterorhabdus papilliger</i>	<i>Pleuromamma gracilis</i>
<i>Euaugaptilus laticeps</i>	<i>Heterostylites longicornis</i>	<i>Pleuromamma robusta</i>
<i>Euaugaptilus palumbol</i>	<i>Labidocera acutifrons</i>	<i>Pontellopsis regalis</i>
<i>Euaugaptilus squamatus</i>	<i>Lucicutia grandis</i>	<i>Rhincalanus nasutus</i>
<i>Eucalanus muticus</i>	<i>Megacalanus longicornis</i>	<i>Scolecithricella abyssalis</i>
<i>Eucalanus subcrassus</i>	<i>Metridia curticauda</i>	<i>Scolecithricella auropec-</i>
<i>Eucalanus subtenuis</i>	<i>Pareuchaeta grandiremis</i>	<i>ten</i>
<i>Euchaeta acuta</i>	<i>Pareuchaeta rasa</i>	

4653. Lat. 5°47' S., long. 81°24' W.; off Peru; November 12, 1904; 3 species

<i>Neocalanus gracilis</i>	<i>Sapphirina sal</i>	<i>Undinula vulgaris</i>
----------------------------	-----------------------	--------------------------

*4655. Lat. $5^{\circ}57'30''$ S., long. $81^{\circ}50'$ W.; off Peru; November 12, 1904; 400-0 fathoms; 20 species

<i>Arietellus simplex</i>	<i>Euchirella venusta</i>	<i>Pareuchaeta scotti</i>
<i>Calanus finmarchicus</i>	<i>Gaetanus recticornis</i>	<i>Pleuromamma abdomi-</i>
<i>Calanus helgolandicus</i>	<i>Haloptilus ornatus</i>	<i>nalis</i>
<i>Candacia pachydactyla</i>	<i>Heterorhabdus spinifrons</i>	<i>Rhincalanus nasutus</i>
<i>Euaugaptilus nodifrons</i>	<i>Lucicutia grandis</i>	<i>Sapphirina metallina</i>
<i>Euaugaptilus oblongus</i>	<i>Megacalanus longicornis</i>	<i>Sapphirina opalina</i>
<i>Eucalanus muticus</i>	<i>Nannocalanus minor</i>	<i>Scaphocalanus magnus</i>

*4657. Lat. $7^{\circ}12'30''$ S., long. $84^{\circ}09'$ W.; off Peru; November 13, 1904; 300-0 fathoms; 8 species

<i>Calanus helgolandicus</i>	<i>Eucalanus subtenuis</i>	<i>Lucicutia flavicornis</i>
<i>Euaugaptilus laticeps</i>	<i>Euchaeta marina</i>	<i>Pleuromamma abdomi-</i>
<i>Eucalanus muticus</i>	<i>Euchirella venusta</i>	<i>nalis</i>

4658. Lat. $8^{\circ}30'$ S., long. $85^{\circ}36'$ W.; off Peru; November 14, 1904; 300-0 fathoms; 1 species

Euchirella venusta

*4659. Lat. $8^{\circ}55'$ S., long. $86^{\circ}05'$ W.; off Peru; November 14, 1904; 300-0 fathoms; 18 species

<i>Candacia simplex</i>	<i>Eucalanus subtenuis</i>	<i>Labidocera acutifrons</i>
<i>Centropages violaceus</i>	<i>Euchaeta acuta</i>	<i>Nannocalanus minor</i>
<i>Copilia quadrata</i>	<i>Euchaeta marina</i>	<i>Pareuchaeta grandiremis</i>
<i>Euaugaptilus squamatus</i>	<i>Euchirella venusta</i>	<i>Pontella danae</i>
<i>Eucalanus monachus</i>	<i>Haloptilus ornatus</i>	<i>Scolecithricella bradyi</i>
<i>Eucalanus muticus</i>	<i>Heterostylites longicornis</i>	<i>Scolecithrix danae</i>

4660. Lat. $9^{\circ}55'$ S., long. $87^{\circ}30'$ W.; off Peru; November 15, 1904; caught in open net hauled up from bottom; 1 species

Pareuchaeta barbata

*4661. Lat. $10^{\circ}17'$ S., long. $88^{\circ}02'$ W.; off Peru; November 15, 1904; surface; electric light; 14 species

<i>Centraugaptilus cucullatus</i>	<i>Euaugaptilus nodifrons</i>	<i>Labidocera acutifrons</i>
	<i>Eucalanus monachus</i>	<i>Lucicutia grandis</i>
<i>Centraugaptilus horridus</i>	<i>Euchaeta marina</i>	<i>Megacalanus longicornis</i>
<i>Centraugaptilus rattrayi</i>	<i>Euchirella galeata</i>	<i>Pareuchaeta barbata</i>
<i>Disseta palumboi</i>	<i>Euchirella venusta</i>	<i>Scaphocalanus affinis</i>

*4663. Lat. $11^{\circ}20'$ S., long. $88^{\circ}55'$ W.; off Peru; November 16, 1904; 300-0 fathoms; 37 species

<i>Copilia quadrata</i>	<i>Eucalanus subtenuis</i>	<i>Haloptilus ornatus</i>
<i>Disseta palumboi</i>	<i>Euchaeta longicornis</i>	<i>Hemirhabdus grimaldii</i>
<i>Ectinosoma curticornis</i>	<i>Euchirella galeata</i>	<i>Heterostylites longicornis</i>
<i>Euaugaptilus laticeps</i>	<i>Euchirella venusta</i>	<i>Labidocera acutifrons</i>
<i>Euaugaptilus oblongus</i>	<i>Gaetanus armiger</i>	<i>Lucicutia grandis</i>
<i>Eucalanus attenuatus</i>	<i>Gaetanus kruppil</i>	<i>Megacalanus longicornis</i>
<i>Eucalanus elongatus</i>	<i>Gaetanus latifrons</i>	<i>Metridia princeps</i>
<i>Eucalanus muticus</i>	<i>Haloptilus longicornis</i>	<i>Microsetella rosea</i>

*4663. Lat. $11^{\circ}20' S.$, long. $88^{\circ}55' W.$; off Peru; November 16, 1904; 300-0 fathoms;
37 species—Continued

<i>Nannocalanus minor</i>	<i>Sapphirina nigromaculata</i>	<i>Spinocalanus abyssalis</i>
<i>Oncaea minuta</i>	<i>Sapphirina opalina</i>	<i>Temora discaudata</i>
<i>Pareuchaeta barbata</i>	<i>Sapphirina scarlata</i>	<i>Vettoria granulosa</i>
<i>Pareuchaeta grandiremis</i>	<i>Scaphocalanus magnus</i>	
<i>Phyllopus bidentatus</i>	<i>Scolecithrix danae</i>	

*4664. Lat. $11^{\circ}30' S.$, long. $87^{\circ}19' W.$; off Peru; November 17, 1904; 300-0 fathoms;
34 species

<i>Acartia negligens</i>	<i>Gaetanus inermis</i>	<i>Metridia curticauda</i>
<i>Amalothrix obtusifrons</i>	<i>Gaetanus kruppii</i>	<i>Nannocalanus minor</i>
<i>Candacia pachydaetyla</i>	<i>Gaetanus microcanthus</i>	<i>Pachyptilus abbreviatus</i>
<i>Centraugaptilus rattrayi</i>	<i>Gaetanus recticornis</i>	<i>Paracalanus parvus</i>
<i>Clausocalanus arcuicornis</i>	<i>Haloptilus longicornis</i>	<i>Pareuchaeta barbata</i>
<i>Euaugaptilus laticeps</i>	<i>Haloptilus ornatus</i>	<i>Pareuchaeta grandiremis</i>
<i>Euaugaptilus nodifrons</i>	<i>Labidocera acutifrons</i>	<i>Phyllopus bidentatus</i>
<i>Eucalanus muticus</i>	<i>Lophothrix frontalis</i>	<i>Phyllopus impar</i>
<i>Eucalanus subtenuis</i>	<i>Lucicutia flavicornis</i>	<i>Rhincalanus cornutus</i>
<i>Euchaeta longicornis</i>	<i>Lucicutia grandis</i>	<i>Temora discaudata</i>
<i>Euchirella galeata</i>	<i>Megacalanus longicornis</i>	
<i>Euchirella pulchra</i>	<i>Metridia brevicauda</i>	

*4665. Lat. $11^{\circ}45' S.$, long. $86^{\circ}05' W.$; off Peru; November 17, 1904; surface,
electric light; 30 species

<i>Aetideus armatus</i>	<i>Euchirella bella</i>	<i>Metridia princeps</i>
<i>Amalothrix arcuata</i>	<i>Euchirella galeata</i>	<i>Onchocalanus trigoniceps</i>
<i>Amalothrix gracilis</i>	<i>Euchirella venusta</i>	<i>Pachyptilus abbreviatus</i>
<i>Amalothrix obtusifrons</i>	<i>Gaetanus kruppii</i>	<i>Pareuchaeta barbata</i>
<i>Centraugaptilus rattrayi</i>	<i>Gaetanus pileatus</i>	<i>Pareuchaeta grandiremis</i>
<i>Centropages calaninus</i>	<i>Gaetanus recticornis</i>	<i>Phaëna spinifera</i>
<i>Disseta palumboi</i>	<i>Haloptilus ornatus</i>	<i>Phyllopus bidentatus</i>
<i>Euaugaptilus nodifrons</i>	<i>Lophothrix frontalis</i>	<i>Scaphocalanus affinis</i>
<i>Eucalanus attenuatus</i>	<i>Lucicutia grandis</i>	<i>Scaphocalanus magnus</i>
<i>Eucalanus subtenuis</i>	<i>Megacalanus longicornis</i>	<i>Xanthocalanus greeni</i>

*4667. Lat. $12^{\circ}00' S.$, long. $83^{\circ}40' W.$; off Peru; November 18, 1904; surface,
electric light; 33 species

<i>Amalothrix arcuata</i>	<i>Euchirella bella</i>	<i>Metridia curticauda</i>
<i>Candacia simplex</i>	<i>Euchirella galeata</i>	<i>Metridia princeps</i>
<i>Centraugaptilus horridus</i>	<i>Gaetanus kruppii</i>	<i>Onchocalanus hirtipes</i>
<i>Centraugaptilus rattrayi</i>	<i>Gaetanus microcanthus</i>	<i>Pachyptilus abbreviatus</i>
<i>Disseta palumboi</i>	<i>Gaidius affinis</i>	<i>Pareuchaeta barbata</i>
<i>Euaugaptilus nodifrons</i>	<i>Haloptilus longicornis</i>	<i>Pareuchaeta grandiremis</i>
<i>Euaugaptilus squamatus</i>	<i>Haloptilus ornatus</i>	<i>Pareuchaeta tumidula</i>
<i>Eucalanus attenuatus</i>	<i>Heterostylites longicornis</i>	<i>Pontella atlantica</i>
<i>Eucalanus elongatus</i>	<i>Labidocera acutifrons</i>	<i>Pontellopsis regalis</i>
<i>Eucalanus mucronatus</i>	<i>Labidocera lubbockii</i>	<i>Pseudocalanus minutus</i>
<i>Eucalanus muticus</i>	<i>Lophothrix frontalis</i>	<i>Scaphocalanus affinis</i>
<i>Eucalanus subtenuis</i>	<i>Lucicutia grandis</i>	<i>Scottocalanus persecans</i>
<i>Euchaeta marina</i>	<i>Megacalanus longicornis</i>	

*4668. Lat. 12°09' S., long. 81°45' W.; off Peru; November 19, 1904; 300-0 fathoms;
8 species

<i>Amallothrix obtusifrons</i>	<i>Euaugaptilus nodifrons</i>	<i>Euchirella galeata</i>
<i>Centraugaptilus cucullatus</i>	<i>Euaugaptilus oblongus</i>	<i>Gaidius affinis</i>
	<i>Eucalanus muticus</i>	<i>Metridia princeps</i>

*4669. Lat. 12°13' S., long. 80°25' W.; off Peru; November 19, 1904; surface; 11 species

<i>Augaptilus longicaudatus</i>	<i>Euaugaptilus nodifrons</i>	<i>Labidocera acutifrons</i>
<i>Centraugaptilus cucullatus</i>	<i>Gaetanus kruppii</i>	<i>Megacalanus longicornis</i>
	<i>Gaetanus microcanthus</i>	<i>Pareuchaeta barbata</i>
<i>Disseta palumbol</i>	<i>Gaidius affinis</i>	<i>Pontella tenuiremis</i>

4671. Lat. 12°07' S., long. 78°28' W.; off Peru; November 20, 1904; surface; 31 species

<i>Augaptilus longicaudatus</i>	<i>Eucalanus muticus</i>	<i>Metridia curticauda</i>
<i>Candacia curta</i>	<i>Eucalanus subtennis</i>	<i>Oncaea venusta</i>
<i>Candacia pachydactyla</i>	<i>Euchaeta longicornis</i>	<i>Pachyptilus abbreviatus</i>
<i>Chirundina streetsi</i>	<i>Euchaeta marina</i>	<i>Pachyptilus eurygnathus</i>
<i>Euaugaptilus angustus</i>	<i>Euchirella galeata</i>	<i>Pareuchaeta barbata</i>
<i>Euaugaptilus laticeps</i>	<i>Euchirella venusta</i>	<i>Pareuchaeta sarsi</i>
<i>Euaugaptilus magnus</i>	<i>Haloptilus ornatus</i>	<i>Sapphirina opalina</i>
<i>Euaugaptilus oblongus</i>	<i>Heteroptilus acutilobus</i>	<i>Scaphocalanus affinis</i>
<i>Euaugaptilus squamatus</i>	<i>Heterorhabdus spinifrons</i>	<i>Undinula darwinii</i>
<i>Eucalanus attenuatus</i>	<i>Labidocera acutifrons</i>	
<i>Eucalanus elongatus</i>	<i>Megacalanus longicornis</i>	

4672. Lat. 13°11'30" S., long. 78°18' W.; off Peru; November 21, 1904; 300-0 fathoms; 1 species

Megacalanus longicornis

*4673. Lat. 12°30'30" S., long. 77°49'30" W.; off Peru; November 21, 1904; surface, electric light; 31 species

<i>Acartia danae</i>	<i>Disseta palumbol</i>	<i>Heterostylites longicornis</i>
<i>Aetideus armatus</i>	<i>Euaugaptilus oblongus</i>	<i>Labidocera acutifrons</i>
<i>Amalophora typica</i>	<i>Euaugaptilus palumbol</i>	<i>Megacalanus longicornis</i>
<i>Arietellus plumifer</i>	<i>Eucalanus attenuatus</i>	<i>Metridia boeckii</i>
<i>Arietellus simplex</i>	<i>Eucalanus crassus</i>	<i>Metridia curticauda</i>
<i>Calanus finmarchicus</i>	<i>Eucalanus monachus</i>	<i>Nannocalanus minor</i>
<i>Calanus helgolandicus</i>	<i>Eucalanus muticus</i>	<i>Paracalanus parvus</i>
<i>Candacia curta</i>	<i>Eucalanus subcrassus</i>	<i>Pareuchaeta grandiremis</i>
<i>Centropages brachiatus</i>	<i>Eucalanus subtennis</i>	<i>Scolecithricella bradyi</i>
<i>Centropages typicus</i>	<i>Euchaeta marina</i>	
<i>Clausocalanus arcuicornis</i>	<i>Euchirella pulchra</i>	

4674. Lat. 12°14'30" S., long. 78°43'30" W.; off Peru; November 22, 1904; depth not given; 2 species

Neocalanus robustior *Scolecithrix danae*

4675. Lat. 12°54' S., long. 78°33' W.; off Peru; November 22, 1904; surface; 1 species

Megacalanus longicornis

*4676. Lat. 14°29' S., long. 80°24' W.; off Peru; December 5, 1904; surface;
19 species

<i>Disseta palumbol</i>	<i>Euchirella galeata</i>	<i>Onchocalanus trigoniceps</i>
<i>Euaugaptilus laticeps</i>	<i>Euchirella venusta</i>	<i>Pachyptilus abbreviatus</i>
<i>Euaugaptilus magnus</i>	<i>Gaetanus recticornis</i>	<i>Pareuchaeta barbata</i>
<i>Euaugaptilus nodifrons</i>	<i>Lucicutia grandis</i>	<i>Pareuchaeta grandiremis</i>
<i>Eucalanus attenuatus</i>	<i>Megacalanus longicornis</i>	<i>Phyllopus bidentatus</i>
<i>Eucalanus elongatus</i>	<i>Mormonilla phasma</i>	
<i>Eucalanus muticus</i>	<i>Oithona robusta</i>	

4678. Lat. 16°31' S., long. 85°04' W.; off Peru; December 6, 1904; surface; 3 species

<i>Gaetanus minor</i>	<i>Haloptilus longicornis</i>	<i>Neocalanus robustior</i>
-----------------------	-------------------------------	-----------------------------

*4679. Lat. 17°26' S., long. 86°46' W.; Peru to Easter Island; December 7, 1904;
300-9 fathoms; 48 species

<i>Amalothrix arcuata</i>	<i>Euchirella galeata</i>	<i>Mormonilla phasma</i>
<i>Amalothrix curticauda</i>	<i>Euchirella messinensis</i>	<i>Neocalanus robustior</i>
<i>Amalothrix invenusta</i>	<i>Euchirella venusta</i>	<i>Onchocalanus affinis</i>
<i>Amalothrix obtusifrons</i>	<i>Gaetanus kruppii</i>	<i>Onchocalanus trigoniceps</i>
<i>Arietellus simplex</i>	<i>Gaetanus microcanthus</i>	<i>Pachyptilus abbreviatus</i>
<i>Bathypontia elongata</i>	<i>Gaetanus miles</i>	<i>Pachyptilus eurygnathus</i>
<i>Caligus coryphaenae</i>	<i>Gaetanus pileatus</i>	<i>Pareuchaeta barbata</i>
<i>Candacia pachydactyla</i>	<i>Gaetanus recticornis</i>	<i>Pareuchaeta grandiremis</i>
<i>Candacia simplex</i>	<i>Gaussia princeps</i>	<i>Pareuchaeta sarsi</i>
<i>Disseta palumbol</i>	<i>Haloptilus chierchiaei</i>	<i>Pareuchaeta tumidula</i>
<i>Euaugaptilus laticeps</i>	<i>Haloptilus fons</i>	<i>Phyllopus bidentatus</i>
<i>Euaugaptilus magnus</i>	<i>Haloptilus ornatus</i>	<i>Pseudeuchaeta brevicauda</i>
<i>Euaugaptilus nodifrons</i>	<i>Lucicutia flavicornis</i>	<i>Pseudochirella obtusa</i>
<i>Euaugaptilus oblongus</i>	<i>Lucicutia grandis</i>	<i>Scaphocalanus affinis</i>
<i>Euaugaptilus squamatus</i>	<i>Megacalanus longicornis</i>	<i>Scaphocalanus medius</i>
<i>Eucalanus elongatus</i>	<i>Metridia princeps</i>	<i>Undeuchaeta major</i>

4680. Lat. 17°55' S., long. 87°42' W.; Peru to Easter Island; December 7, 1904;
surface; 2 species

<i>Euchirella bitumida</i>	<i>Pontella atlantica</i>
----------------------------	---------------------------

*4681. Lat. 18°47' S., long. 89°26' W.; Peru to Easter Island; December 8, 1904;
300-0 fathoms; 37 species

<i>Bathypontia elongata</i>	<i>Gaetanus miles</i>	<i>Pareuchaeta grandiremis</i>
<i>Centraugaptilus rattrayi</i>	<i>Gaetanus recticornis</i>	<i>Pareuchaeta incisa</i>
<i>Cephalophanes refulgens</i>	<i>Haloptilus longicornis</i>	<i>Pleuromamma abdomi-</i>
<i>Chirundina streetsi</i>	<i>Haloptilus ornatus</i>	<i>nalis</i>
<i>Disseta scopularis</i>	<i>Lophothrix frontalis</i>	<i>Pleuromamma robusta</i>
<i>Euaugaptilus longimanus</i>	<i>Lucicutia flavicornis</i>	<i>Pleuromamma xiphias</i>
<i>Euaugaptilus squamatus</i>	<i>Mecynocera clausi</i>	<i>Rhincalanus cornutus</i>
<i>Eucalanus elongatus</i>	<i>Megacalanus longicornis</i>	<i>Scaphocalanus magnus</i>
<i>Euchaeta marina</i>	<i>Metridia princeps</i>	<i>Scotocalanus securifrons</i>
<i>Euchirella grandicornis</i>	<i>Neocalanus robustior</i>	<i>Undeuchaeta major</i>
<i>Euchirella pulchra</i>	<i>Pachos punctatum</i>	<i>Undeuchaeta plumosa</i>
<i>Gaetanus kruppii</i>	<i>Pachyptilus abbreviatus</i>	<i>Undinula darwinii</i>
<i>Gaetanus microcanthus</i>	<i>Pareuchaeta barbata</i>	

*4683. Lat. 20°02'30" S., long. 91°52'30" W.; Peru to Easter Island; December 9, 1904; 300-0 fathoms; 17 species

<i>Centropages violaceus</i>	<i>Euchirella curticauda</i>	<i>Pareuchaeta tonsa</i>
<i>Cephalophanes refulgens</i>	<i>Gaetanus latifrons</i>	<i>Phyllopus bidentatus</i>
<i>Corycaeus longistylis</i>	<i>Gaetanus pileatus</i>	<i>Pontella tenuiremis</i>
<i>Euaugaptilus oblongus</i>	<i>Megacalanus longicornis</i>	<i>Pontellopsis muticus</i>
<i>Eucalanus elongatus</i>	<i>Metridia princeps</i>	<i>Undeuchaeta plumosa</i>
<i>Euchaeta pubera</i>	<i>Neocalanus robustior</i>	

*4684. Lat. 20°40' S., long. 93°19' W.; Peru to Easter Island; December 9, 1904; surface; 9 species

<i>Candacia aethiopica</i>	<i>Euchaeta marina</i>	<i>Neocalanus gracilis</i>
<i>Centropages violaceus</i>	<i>Megacalanus princeps</i>	<i>Pontellopsis strenua</i>
<i>Euchaeta concinna</i>	<i>Nannocalanus minor</i>	<i>Scolecithrix danae</i>

*4685. Lat. 21°36' S., long. 94°56' W.; Peru to Easter Island; December 10, 1904; 300-0 fathoms; 27 species

<i>Augaptilus anceps</i>	<i>Euchirella brevis</i>	<i>Pachyptilus abbreviatus</i>
<i>Candacia longimana</i>	<i>Euchirella curticauda</i>	<i>Pareuchaeta tonsa</i>
<i>Centropages violaceus</i>	<i>Gaetanus latifrons</i>	<i>Phyllopus bidentatus</i>
<i>Chirundina streetsi</i>	<i>Gaetanus pileatus</i>	<i>Pleuromamma gracilis</i>
<i>Clytemnestra scutellata</i>	<i>Haloptilus longicornis</i>	<i>Pleuromamma xiphias</i>
<i>Euaugaptilus oblongus</i>	<i>Heterorhabdus spinifrons</i>	<i>Pontella danae</i>
<i>Eucalanus elongatus</i>	<i>Metridia longa</i>	<i>Pontella tenuiremis</i>
<i>Euchaeta acuta</i>	<i>Metridia princeps</i>	<i>Scottocalanus securifrons</i>
<i>Euchaeta pubera</i>	<i>Neocalanus robustior</i>	<i>Undeuchaeta plumosa</i>

*4687. Lat. 22°50' S., long. 97°30' W.; Peru to Easter Island; December 11, 1904; 2,000-0 fathoms; 42 species

<i>Amallothrix curticauda</i>	<i>Euchaeta marina</i>	<i>Megacalanus princeps</i>
<i>Augaptilus longicaudatus</i>	<i>Euchirella curticauda</i>	<i>Metridia princeps</i>
<i>Bathypontia elongata</i>	<i>Gaetanus kruppii</i>	<i>Neocalanus robustior</i>
<i>Centraugaptilus rattrayi</i>	<i>Gaetanus miles</i>	<i>Pareuchaeta grandiremis</i>
<i>Chirundina streetsi</i>	<i>Gaetanus minor</i>	<i>Pareuchaeta tonsa</i>
<i>Disseta palumboi</i>	<i>Gaetanus pileatus</i>	<i>Phyllopus bidentatus</i>
<i>Euaetideus giesbrechti</i>	<i>Gaussia princeps</i>	<i>Phyllopus muticus</i>
<i>Euaugaptilus bullifer</i>	<i>Haloptilus longicornis</i>	<i>Pleuromamma xiphias</i>
<i>Euaugaptilus laticeps</i>	<i>Heteroptilus attenuatus</i>	<i>Pseudeuchaeta brevicauda</i>
<i>Euaugaptilus longimanus</i>	<i>Heterorhabdus norvegicus</i>	<i>Pseudochirella obtusa</i>
<i>Euaugaptilus palumboi</i>	<i>Lophothrix frontalis</i>	<i>Pseudochirella scopularis</i>
<i>Euaugaptilus rigidus</i>	<i>Lophothrix sarsi</i>	<i>Scolecithrix danae</i>
<i>Euaugaptilus squamatus</i>	<i>Lucicutia atlantica</i>	<i>Undeuchaeta major</i>
<i>Eucalanus elongatus</i>	<i>Lucicutia grandis</i>	<i>Undeuchaeta plumosa</i>

4688. Lat. 23°17' S., long. 98°37'20" W.; Peru to Easter Island; December 11, 1904; surface; 4 species

<i>Candacia aethiopica</i>	<i>Neocalanus gracilis</i>	<i>Pachyptilus abbreviatus</i>
<i>Centropages violaceus</i>		

*4689. Lat. 24°05' S., long. 100°20' W.; Peru to Easter Island; December 12, 1904;
300-0 fathoms; 9 species

<i>Arietellus armatus</i>	<i>Neocalanus gracilis</i>	<i>Pleuromamma xiphias</i>
<i>Euchirella venusta</i>	<i>Neocalanus robustior</i>	<i>Pontellopsis strenua</i>
<i>Gaetanus miles</i>	<i>Pleuromamma abdomi-</i>	
<i>Haloptilus longicornis</i>	<i>nalis</i>	

*4691. Lat. 25°27' S., long. 103°29' W.; Peru to Easter Island; December 13, 1904;
300-0 fathoms; 11 species

<i>Candacia curta</i>	<i>Eucalanus elongatus</i>	<i>Pleuromamma xiphias</i>
<i>Candacia longimana</i>	<i>Euchaeta acuta</i>	<i>Undeuchaeta major</i>
<i>Candacia simplex</i>	<i>Gaidius pungens</i>	<i>Undeuchaeta plumosa</i>
<i>Euaugaptilus angustus</i>	<i>Haloptilus longicornis</i>	

4692. Lat. 25°40'30" S., long. 104°01' W.; Peru to Easter Island; December 13,
1904; surface; 4 species

<i>Candacia aethiopica</i>	<i>Pontella atlantica</i>	<i>Pontella lobiancol</i>
<i>Neocalanus robustior</i>		

4693. Lat. 26°30' S., long. 105°45' W.; Peru to Easter Island; December 14, 1904;
surface; 2 species

<i>Euchirella curticauda</i>	<i>Euchirella venusta</i>
------------------------------	---------------------------

4694. Lat. 26°34' S., long. 108°57'30" W.; north of Easter Island; December 22,
1904; surface; 2 species

<i>Euchaeta spinosa</i>	<i>Neocalanus gracilis</i>
-------------------------	----------------------------

*4695. Lat. 25°22'30" S., long. 107°45' W.; north of Easter Island; December 23,
1904; 300-0 fathoms; 9 species

<i>Augaptilus longicaudatus</i>	<i>Euaugaptilus laticeps</i>	<i>Phyllopus bidentatus</i>
<i>Euaugaptilus angustus</i>	<i>Euchirella messinensis</i>	<i>Pleuromamma xiphias</i>
<i>Euaugaptilus hecticus</i>	<i>Gaetanus miles</i>	<i>Pontellopsis strenua</i>

*4696. Lat. 24°40' S., long. 107°05' W., between Easter Island and the Galápagos;
December 23, 1904; surface; 1 species

<i>Pontella tenuiremis</i>

*4699. Lat. 21°40' S., long. 104°30' W.; Easter to Galápagos Islands; December
25, 1904; 300-0 fathoms; 6 species

<i>Candacia curta</i>	<i>Euchirella brevis</i>	<i>Gaetanus miles</i>
<i>Candacia simplex</i>	<i>Euchirella pulchra</i>	<i>Sapphirina metallina</i>

*4700. Lat. 20°29' S., long. 103°26' W.; Easter to Galápagos Islands; December 25,
1904; 300-0 fathoms; 70 species

<i>Acartia longiremis</i>	<i>Arietellus simplex</i>	<i>Candacia longimana</i>
<i>Aegisthus mucronatus</i>	<i>Augaptilus longicaudatus</i>	<i>Candacia simplex</i>
<i>Aetideus armatus</i>	<i>Augaptilus megalurus</i>	<i>Centraugaptilus rattrayi</i>
<i>Amalophora typica</i>	<i>Candacia bipinnata</i>	<i>Centropages violaceus</i>
<i>Arietellus plumifer</i>	<i>Candacia bispinosa</i>	<i>Copilia mirabilis</i>

*4700. Lat. 20°29' S., long. 103°26' W.; Easter to Galápagos Islands; December 25, 1904; 300-0 fathoms; 70 species—Continued

<i>Euaugaptilus oblongus</i>	<i>Heteroptilus attenuatus</i>	<i>Pareuchaeta erebi</i>
<i>Euaugaptilus squamatus</i>	<i>Heterorhabdus papilliger</i>	<i>Pareuchaeta grandiremis</i>
<i>Eucalanus elongatus</i>	<i>Heterostylites longicorulus</i>	<i>Pleuromamma abdomi-</i> <i>nalis</i>
<i>Eucalanus muticus</i>	<i>Labidocera detruncata</i>	
<i>Euchaeta concinna</i>	<i>Labidocera wollastoni</i>	<i>Pleuromamma gracilis</i>
<i>Euchaeta marina</i>	<i>Lophothrix frontalis</i>	<i>Pleuromamma robusta</i>
<i>Euchaeta spinosa</i>	<i>Lucicutia flavicornis</i>	<i>Pleuromamma xiphias</i>
<i>Euchirella bella</i>	<i>Mecynocera clausi</i>	<i>Pontella tenuiremis</i>
<i>Euchirella brevis</i>	<i>Megacalanus longicornis</i>	<i>Rhincalanus cornutus</i>
<i>Euchirella galeata</i>	<i>Metridia curticauda</i>	<i>Rhincalanus nasutus</i>
<i>Euchirella messinensis</i>	<i>Metridia princeps</i>	<i>Sapphirina nigromaculata</i>
<i>Euchirella pulchra</i>	<i>Mormonilla minor</i>	<i>Sapphirina stellata</i>
<i>Gaetanus curvispinus</i>	<i>Nannocalanus minor</i>	<i>Scolecithricella bradyi</i>
<i>Gaetanus miles</i>	<i>Neocalanus gracilis</i>	<i>Scolecithricella dentata</i>
<i>Gaetanus pileatus</i>	<i>Ocnosetella gracilis</i>	<i>Scolecithricella vittata</i>
<i>Gaidius brevicaudatus</i>	<i>Oithona plumifera</i>	<i>Scolecithrix danae</i>
<i>Haloptilus longicornis</i>	<i>Pachyptilus abbreviatus</i>	<i>Undinula darwinii</i>
<i>Haloptilus ornatus</i>	<i>Pareuchaeta barbata</i>	<i>Undinula vulgaris</i>
<i>Haloptilus validus</i>	<i>Pareuchaeta californica</i>	

*4701. Lat. 19°11'30" S., long. 102°24' W.; Easter to Galápagos Islands; December 26, 1904; 300-0 fathoms; 12 species

<i>Gaetanus minor</i>	<i>Lucicutia longicornis</i>	<i>Neocalanus robustior</i>
<i>Haloptilus spiniceps</i>	<i>Mecynocera clausi</i>	<i>Pareuchaeta exigua</i>
<i>Heterorhabdus norvegicus</i>	<i>Metridia princeps</i>	<i>Pareuchaeta grandiremis</i>
<i>Heterorhabdus spinifrons</i>	<i>Metridia venusta</i>	<i>Pareuchaeta sarsi</i>

*4703. Lat. 17°19' S., long. 100°52'30" W.; Easter to Galápagos Islands; December 27, 1904; 300-0 fathoms; 13 species

<i>Augaptilus longicaudatus</i>	<i>Metridia princeps</i>	<i>Pleuromamma xiphias</i>
<i>Gaetanus curvispinus</i>	<i>Nannocalanus minor</i>	<i>Rhincalanus cornutus</i>
<i>Haloptilus ornatus</i>	<i>Neocalanus robustior</i>	<i>Scottocalanus securifrons</i>
<i>Lophothrix frontalis</i>	<i>Pareuchaeta tonsa</i>	
<i>Lucicutia flavicornis</i>	<i>Phyllopus bidentatus</i>	

*4705. Lat. 15°05' S., long. 99°19' W.; Easter to Galápagos Islands; December 28, 300-0 fathoms; 34 species

<i>Aetideus armatus</i>	<i>Euaugaptilus nodifrons</i>	<i>Metridia princeps</i>
<i>Arietellus armatus</i>	<i>Euaugaptilus palumbol</i>	<i>Neocalanus robustior</i>
<i>Arietellus giesbrechti</i>	<i>Eucalanus elongatus</i>	<i>Pachyptilus eurygnathus</i>
<i>Arietellus plumifer</i>	<i>Euchaeta marina</i>	<i>Pareuchaeta tonsa</i>
<i>Augaptilus longicaudatus</i>	<i>Euchirella galeata</i>	<i>Phyllopus bidentatus</i>
<i>Candacia aethiopica</i>	<i>Euchirella rostrata</i>	<i>Pleuromamma robusta</i>
<i>Candacia simplex</i>	<i>Gaetanus pileatus</i>	<i>Pleuromamma xiphias</i>
<i>Centraugaptilus cucul-</i> <i>latus</i>	<i>Haloptilus longicornis</i>	<i>Rhincalanus cornutus</i>
	<i>Heterorhabdus norvegicus</i>	<i>Scottocalanus securifrons</i>
<i>Centraugaptilus rattrayi</i>	<i>Lophothrix frontalis</i>	<i>Undeuchaeta plumosa</i>
<i>Disseta palumbol</i>	<i>Lucicutia flavicornis</i>	<i>Undinula darwinii</i>
<i>Disseta scopularis</i>	<i>Mecynocera clausi</i>	

*4706. Lat. 14°19' S., long. 98°46' W.; Easter to Galápagos Islands; December 28, 1904; surface; 7 species

<i>Eucalanus attenuatus</i>	<i>Neocalanus gracilis</i>	<i>Scolecithrix danae</i>
<i>Euchaeta marina</i>	<i>Pontellopsis perspicax</i>	
<i>Lucicutia flavicornis</i>	<i>Rhincalanus cornutus</i>	

*4707. Lat. 12°53' S., long. 97°42' W.; Easter to Galápagos Islands; December 29, 1904; 300-0 fathoms; 57 species

<i>Amalophora typica</i>	<i>Euchirella galeata</i>	<i>Metridia princeps</i>
<i>Amalothrix gracilis</i>	<i>Euchirella pulchra</i>	<i>Mormonilla phasma</i>
<i>Amalothrix obtusifrons</i>	<i>Gaetanus kruppii</i>	<i>Nannocalanus minor</i>
<i>Arietellus plumifer</i>	<i>Gaetanus latifrons</i>	<i>Neocalanus robustior</i>
<i>Arietellus simplex</i>	<i>Gaetanus miles</i>	<i>Oncaea venusta</i>
<i>Augaptilus longicaudatus</i>	<i>Gaetanus pileatus</i>	<i>Onchocalanus cristatus</i>
<i>Augaptilus megalurus</i>	<i>Gaidius affinis</i>	<i>Pareuchaeta barbata</i>
<i>Bathycalanus richardi</i>	<i>Gaidius brevicaudatus</i>	<i>Pareuchaeta grandiremis</i>
<i>Candacia pachydaetyla</i>	<i>Gaidius minutus</i>	<i>Pleuromamma abdomi-</i> <i>nalis</i>
<i>Centraugaptilus rattrayi</i>	<i>Gaussia princeps</i>	
<i>Centropages violaceus</i>	<i>Haloptilus longicornis</i>	<i>Pleuromamma gracilis</i>
<i>Clausocalanus arcuicornis</i>	<i>Haloptilus ornatus</i>	<i>Pleuromamma xiphias</i>
<i>Corycaeus flaccus</i>	<i>Heterorhabdus norvegicus</i>	<i>Rhincalanus cornutus</i>
<i>Disseta palumboi</i>	<i>Heterostylites longicornis</i>	<i>Sapphirina opalina</i>
<i>Euaugaptilus squamatus</i>	<i>Lucicutia flavicornis</i>	<i>Scolecithricella bradyi</i>
<i>Eucalanus attenuatus</i>	<i>Lucicutia grandis</i>	<i>Scolecithrix danae</i>
<i>Eucalanus elongatus</i>	<i>Mecynocera clausi</i>	<i>Undinula darwinii</i>
<i>Euchaeta marina</i>	<i>Megacalanus longicornis</i>	<i>Xanthocalanus pinguis</i>
<i>Euchaeta spinosa</i>	<i>Metridia curticauda</i>	
<i>Euchirella brevis</i>	<i>Metridia longa</i>	

*4708. Lat. 11°40' S., long. 96°55' W.; Easter to Galápagos Islands; December 29, 1904; surface; 7 species

<i>Euaugaptilus palumboi</i>	<i>Gaetanus pileatus</i>	<i>Undinula darwinii</i>
<i>Eucalanus attenuatus</i>	<i>Pleuromamma gracilis</i>	
<i>Euchaeta marina</i>	<i>Scolecithrix danae</i>	

*4709. Lat. 10°15' S. long. 95°41' W.; Easter to Galápagos Islands; December 30, 1904; 300-0 fathoms; 7 species

<i>Eucalanus elongatus</i>	<i>Pareuchaeta gracilis</i>	<i>Rhincalanus minutus</i>
<i>Euchaeta marina</i>	<i>Pleuromamma gracilis</i>	
<i>Metridia longa</i>	<i>Pleuromamma xiphias</i>	

*4710. Lat. 9°30' S., long. 95°08' W.; Easter to Galápagos Islands; December 30, 1904; surface; 6 species

<i>Euchirella bella</i>	<i>Pleuromamma gracilis</i>	<i>Rhincalanus cornutus</i>
<i>Nannocalanus minor</i>	<i>Pontellopsis regalis</i>	<i>Scolecithrix danae</i>

*4711. Lat. 7°47'30" S., long. 94°05' W.; Easter to Galápagos Islands; December 31, 1904; 300-0 fathoms; 14 species

<i>Arietellus simplex</i>	<i>Gaetanus kruppii</i>	<i>Pachyptilus abbreviatus</i>
<i>Centraugaptilus rattrayi</i>	<i>Gaidius brevispinus</i>	<i>Pareuchaeta barbata</i>
<i>Disseta palumboi</i>	<i>Haloptilus fons</i>	<i>Pareuchaeta grandiremis</i>
<i>Euaugaptilus squamatus</i>	<i>Lucicutia flavicornis</i>	<i>Scaphocalanus magnus</i>
<i>Eucalanus elongatus</i>	<i>Megacalanus longicornis</i>	

4712. Lat. 7°05' S., long. 93°35' W.; Easter to Galápagos Islands; December 31, 1904; surface; 2 species

Pontella securifer *Rhincalanus cornutus*

*4713. Lat. 5°35' S., long. 92°22' W.; Easter to Galápagos Islands; January 1, 1905; 300-0 fathoms; 14 species

<i>Centraugaptilus rattrayi</i>	<i>Eucalanus subtenius</i>	<i>Rhincalanus nasutus</i>
<i>Eucalanus attenuatus</i>	<i>Euchaeta marina</i>	<i>Sapphirina nigromaculata</i>
<i>Eucalanus elongatus</i>	<i>Haloptilus longicornis</i>	<i>Scolecithrix danae</i>
<i>Eucalanus mucronatus</i>	<i>Pareuchaeta grandiremis</i>	<i>Undinula darwinii</i>
<i>Eucalanus muticus</i>	<i>Rhincalanus cornutus</i>	

*4714. Lat. 4°19' S., long. 91°28' W.; south of Galápagos Islands; January 1, 1905; surface; 8 species

<i>Candacia tenuimana</i>	<i>Euchaeta marina</i>	<i>Scolecithrix danae</i>
<i>Corycaeus longistylis</i>	<i>Labidocera acutifrons</i>	<i>Undinula darwinii</i>
<i>Eucalanus attenuatus</i>	<i>Pontella danae</i>	

*4715. Lat. 2°40'30" S., long. 90°19' W.; off Galápagos Islands; January 2, 1905; 300-0 fathoms; 34 species

<i>Amalothrix obtusifrons</i>	<i>Gaidius brevispinus</i>	<i>Pareuchaeta barbata</i>
<i>Arietellus simplex</i>	<i>Haloptilus longicornis</i>	<i>Pareuchaeta grandiremis</i>
<i>Augaptilus longicaudatus</i>	<i>Haloptilus spiniceps</i>	<i>Pleuromamma xiphias</i>
<i>Euaugaptilus nodifrons</i>	<i>Hemirhabdus grimaldii</i>	<i>Pseudeuchaeta brevicauda</i>
<i>Eucalanus attenuatus</i>	<i>Heterorhabdus papilliger</i>	<i>Rhincalanus cornutus</i>
<i>Eucalanus elongatus</i>	<i>Heterostylites longicornis</i>	<i>Rhincalanus nasutus</i>
<i>Eucalanus subtenius</i>	<i>Lophothrix frontalis</i>	<i>Scaphocalanus magnus</i>
<i>Euchaeta longicornis</i>	<i>Lucicutia grandis</i>	<i>Scottocalanus securifrons</i>
<i>Euchaeta marina</i>	<i>Mecynocera clausi</i>	<i>Undeuchaeta major</i>
<i>Euchirella bella</i>	<i>Megacalanus longicornis</i>	<i>Undinula darwinii</i>
<i>Euchirella galeata</i>	<i>Nannocalanus minor</i>	
<i>Gaetanus kruppi</i>	<i>Onchocalanus hirtipes</i>	

*4716. Lat. 2°18'30" S., long. 90°02'30" W.; off Galápagos Islands; January 2, 1905; surface; 21 species

<i>Amalothrix arcuata</i>	<i>Eucalanus monachus</i>	<i>Pontella danae</i>
<i>Augaptilus longicaudatus</i>	<i>Eucalanus subcrassus</i>	<i>Rhincalanus cornutus</i>
<i>Candacia elongata</i>	<i>Euchaeta acuta</i>	<i>Rhincalanus nasutus</i>
<i>Copilia mirabilis</i>	<i>Euchaeta marina</i>	<i>Scaphocalanus magnus</i>
<i>Copilia quadrata</i>	<i>Euchirella bella</i>	<i>Scolecithrix danae</i>
<i>Eucalanus attenuatus</i>	<i>Gaetanus kruppi</i>	<i>Undeuchaeta major</i>
<i>Eucalanus elongatus</i>	<i>Lophothrix frontalis</i>	<i>Undinula darwinii</i>

*4717. Lat. 5°11' S., long. 98°56' W.; off Galápagos Islands; January 13, 1905; 300-0 fathoms; 40 species

<i>Aetideus armatus</i>	<i>Centraugaptilus rattrayi</i>	<i>Euaugaptilus longimanus</i>
<i>Amalothrix gracilis</i>	<i>Disseta palumboi</i>	<i>Euaugaptilus magnus</i>
<i>Amalothrix obtusifrons</i>	<i>Euaugaptilus angustus</i>	<i>Euaugaptilus nodifrons</i>
<i>Arietellus plumifer</i>	<i>Euraugaptilus bullifer</i>	<i>Euaugaptilus squamatus</i>
<i>Arietellus simplex</i>	<i>Euaugaptilus facilis</i>	<i>Eucalanus elongatus</i>
<i>Bathypontia elongata</i>	<i>Euaugaptilus laticeps</i>	<i>Euchirella galeata</i>

*4717. Lat. 5°11' S., long. 98°56' W.; off Galápagos Islands; January 13, 1905;
300-0 fathoms; 40 species—Continued

Gaetanus kruppii	Lucicutia longicornis	Pleuromamma robusta
Gaetanus miles	Metridia princeps	Pleuromamma xiphias
Gaetanus recticornis	Onchocalanus trigoniceps	Rhincalanus cornutus
Gaussia princeps	Pachyptilus eurygnathus	Sapphirina nigromaculata
Haloptilus longicornis	Pareuchaeta grandiremis	Scaphocalanus magnus
Lophothrix frontalis	Phyllopus bidentatus	Scaphocalanus medius
Lucicutia flavicornis	Pleuromamma abdomi-	Scottocalanus securifrons
Lucicutia grandis	nalis	

*4718. Lat. 5°32'30" S., long. 99°32' W.; off Galápagos Islands; January 13, 1905;
surface; 3 species

Eucalanus elongatus	Pontellopsis regalis	Rhincalanus cornutus
---------------------	----------------------	----------------------

*4719. Lat. 6°30' S., long. 101°17' W.; Galápagos to Paumotu Islands; January 14,
1905; 300-0 fathoms; 45 species

Amalothrix gracilis	Gaetanus curvispinus	Pareuchaeta grandiremis
Amalothrix obtusifrons	Gaetanus kruppii	Phaëna spinifera
Arietellus plumifer	Gaetanus microcanthus	Phyllopus bidentatus
Arietellus simplex	Gaetanus miles	Pleuromamma abdomi-
Augaptilus anceps	Gaetanus minor	nalis
Bathypontia elongata	Gaetanus pileatus	Pleuromamma gracilis
Cephalophanes refulgens	Gaetanus recticornis	Pleuromamma robusta
Disseta palumboi	Haloptilus longicornis	Pleuromamma xiphias
Euaugaptilus angustus	Hemirhabdus latus	Pontellopsis regalis
Euaugaptilus squamatus	Heterorhabdus papilliger	Rhincalanus cornutus
Eucalanus attenuatus	Heterostylites longicornis	Scaphocalanus affinis
Eucalanus elongatus	Lucicutia grandis	Scaphocalanus magnus
Eucalanus muticus	Metridia princeps	Scolecithrix danae
Euchaeta spinosa	Nannocalanus minor	Valdiviella insignis
Euchirella galeata	Pachyptilus abbreviatus	
Gaetanus armiger	Pareuchaeta barbata	

4720. Lat. 7°13' S. long. 102°31'30" W.; Galápagos to Paumotu Islands; January
14, 1905; surface; 2 species

Labidocera detruncata	Scottocalanus securifrons
-----------------------	---------------------------

*4721. Lat. 8°07'30" S., long. 104°10' W.; Galápagos to Paumotu Islands; January
16, 1905; 300-0 fathoms; 45 species

Amalothrix gracilis	Eucalanus muticus	Gaetanus pileatus
Amalothrix obtusifrons	Euchaeta acuta	Gaidius brevispinus
Arietellus setosus	Euchaeta marina	Haloptilus longicornis
Augaptilus anceps	Euchirella brevis	Haloptilus ornatus
Augaptilus longicaudatus	Euchirella curticauda	Hemirhabdus grimaldii
Candacia pachydaetyla	Euchirella galeata	Heterorhabdus papilliger
Candacia simplex	Euchirella intermedia	Heterorhabdus spinifrons
Centropages violaceus	Euchirella pulchra	Isochaeta ovalis
Euaugaptilus nodifrons	Euchirella venusta	Labidocera detruncata
Euaugaptilus squamatus	Gaetanus curvispinus	Lophothrix frontalis
Eucalanus elongatus	Gaetanus miles	Lucicutia grandis

***4721. Lat. 8°07'30" S., long. 104°10' W.; Galápagos to Paumotu Islands; January 16, 1905; 300-0 fathoms; 45 species—Continued**

<i>Metridia curticauda</i>	<i>Pareuchaeta grandiremis</i>	<i>Sapphirina metallina</i>
<i>Nannocalanus minor</i>	<i>Pleuromamma abdomi-</i>	<i>Scolecithrix danae</i>
<i>Neocalanus gracilis</i>	<i>nalis</i>	<i>Scottocalanus securifrons</i>
<i>Pachos punctatum</i>	<i>Pleuromamma xiphias</i>	
<i>Pareuchaeta barbata</i>	<i>Rhincalanus cornutus</i>	

***4722. Lat. 9°31' S., long. 106°30' W.; Galápagos to Paumotu Islands; January 16, 1905; 300-0 fathoms; 52 species**

<i>Acrocalanus monachus</i>	<i>Euchaeta spinosa</i>	<i>Lucicutia flavicornis</i>
<i>Amallothrix gracilis</i>	<i>Euchirella brevis</i>	<i>Lucicutia grandis</i>
<i>Amallothrix obtusifrons</i>	<i>Euchirella pulchra</i>	<i>Metridia curticauda</i>
<i>Arietellus armatus</i>	<i>Euchirella venusta</i>	<i>Metridia princeps</i>
<i>Arietellus pavoninus</i>	<i>Gaetanus armiger</i>	<i>Neocalanus gracilis</i>
<i>Arietellus plumifer</i>	<i>Gaetanus curvispinus</i>	<i>Neocalanus robustior</i>
<i>Angaptilus longicaudatus</i>	<i>Gaetanus kruppii</i>	<i>Pareuchaeta barbata</i>
<i>Candacia simplex</i>	<i>Gaetanus microcanthus</i>	<i>Pareuchaeta grandiremis</i>
<i>Centraugaptilus cucullatus</i>	<i>Gaetanus miles</i>	<i>Phyllopus bidentatus</i>
	<i>Gaetanus minor</i>	<i>Pleuromamma gracilis</i>
<i>Disseta palumboi</i>	<i>Gaetanus pileatus</i>	<i>Pleuromamma xiphias</i>
<i>Disseta scopularis</i>	<i>Gaetanus recticornis</i>	<i>Rhincalanus cornutus</i>
<i>Euaugaptilus nodifrons</i>	<i>Hemirhabdus latus</i>	<i>Scaphocalanus affinis</i>
<i>Euaugaptilus palumboi</i>	<i>Heterorhabdus papilliger</i>	<i>Scolecithrix danae</i>
<i>Euaugaptilus squamatus</i>	<i>Heterorhabdus spinifrons</i>	<i>Scottocalanus securifrons</i>
<i>Eucalanus elongatus</i>	<i>Heterostylites longicornis</i>	<i>Undeuchaeta major</i>
<i>Eucalanus muticus</i>	<i>Labidocera detruncata</i>	<i>Undinula darwinii</i>
<i>Euchaeta marina</i>	<i>Lophothrix frontalis</i>	

***4723. Lat. 10°14' S., long. 107°45' W.; Galápagos to Paumotu Islands; January 16, 1905; surface; 5 species**

<i>Conaea gracilis</i>	<i>Gaetanus miles</i>	<i>Nannocalanus minor</i>
<i>Eucalanus attenuatus</i>	<i>Labidocera detruncata</i>	

***4724. Lat. 11°13'30" S., long. 109°29' W.; Galápagos to Paumotu Islands; January 17, 1905; 300-0 fathoms; 10 species**

<i>Candacia aethiopica</i>	<i>Hemirhabdus grimaldii</i>	<i>Pleuromamma xiphias</i>
<i>Candacia tenuimana</i>	<i>Pachos punctatum</i>	<i>Rhincalanus cornutus</i>
<i>Euchaeta marina</i>	<i>Pareuchaeta bradyi</i>	<i>Scolecithrix danae</i>
<i>Haloptilus longicornis</i>		

***4725. Lat. 11°38' S., long. 110°05' W.; Galápagos to Paumotu Islands; January 17, 1905; surface; 5 species**

<i>Candacia aethiopica</i>	<i>Labidocera detruncata</i>	<i>Scaphocalanus affinis</i>
<i>Heterorhabdus papilliger</i>	<i>Neocalanus gracilis</i>	

4727. Lat. 13°00' S., long. 112°45' W.; Galápagos to Paumotu Islands; January 18, 1905; surface; 1 species

Amallothrix obtusifrons

*4728. Lat. $13^{\circ}47'30''$ S., long. $114^{\circ}22'$ W.; Galápagos to Paumotu Islands; January 19, 1905; 800-0 fathoms; 3 species

<i>Labidocera detruncata</i>	<i>Pleuromamma gracilis</i>	<i>Rhincalanus cornutus</i>
------------------------------	-----------------------------	-----------------------------

*4730. Lat. $15^{\circ}07'$ S., long. $117^{\circ}01'$ W.; Galápagos to Paumotu Islands; January 20, 1905; 300-0 fathoms; 35 species

<i>Amalothrix obtusifrons</i>	<i>Euaugaptilus longimanus</i>	<i>Heterorhabdus spinifrons</i>
<i>Arietellus armatus</i>	<i>Euaugaptilus palumboi</i>	<i>Neocalanus robustior</i>
<i>Arietellus plumifer</i>	<i>Eucalanus attenuatus</i>	<i>Pareuchaeta tonsa</i>
<i>Arietellus setosus</i>	<i>Euchaeta marina</i>	<i>Pleuromamma abdomi-</i>
<i>Augaptilus longicaudatus</i>	<i>Euchirella curticauda</i>	<i>nalis</i>
<i>Candacia aethiopica</i>	<i>Gaetanus miles</i>	<i>Pleuromamma gracilis</i>
<i>Candacia pachydactyla</i>	<i>Gaetanus pileatus</i>	<i>Pleuromamma xiphias</i>
<i>Candacia simplex</i>	<i>Haloptilus chierchiaie</i>	<i>Rhincalanus cornutus</i>
<i>Centraugaptilus rattrayi</i>	<i>Haloptilus longicornis</i>	<i>Scolecithrix danae</i>
<i>Cephalophanes refulgens</i>	<i>Haloptilus spiniceps</i>	<i>Scottocalanus securifrons</i>
<i>Disseta palumboi</i>	<i>Heteroptilus attenuatus</i>	<i>Undeuchaeta plumosa</i>
<i>Disseta scopularis</i>	<i>Heterorhabdus papilliger</i>	<i>Undinula darwinii</i>

*4731. Lat. $15^{\circ}47'$ S., long. $118^{\circ}22'30''$ W.; Galápagos to Paumotu Islands; January 20, 1905; surface; 14 species

<i>Candacia aethiopica</i>	<i>Euchaeta concinna</i>	<i>Oncaea venusta</i>
<i>Centropages violaceus</i>	<i>Euchaeta marina</i>	<i>Pontella atlantica</i>
<i>Corycaeus longistylis</i>	<i>Labidocera detruncata</i>	<i>Sapphirina opalina</i>
<i>Corycaeus speciosus</i>	<i>Neocalanus gracilis</i>	<i>Sapphirina sali</i>
<i>Eucalanus attenuatus</i>	<i>Neocalanus robustior</i>	

*4732. Lat. $16^{\circ}32'00''$ S., long. $119^{\circ}59'$ W.; Galápagos to Paumotu Islands; January 21, 1905; 300-0 fathoms; 11 species

<i>Euaugaptilus bullifer</i>	<i>Gaetanus pileatus</i>	<i>Scottocalanus persecans</i>
<i>Euchirella brevis</i>	<i>Macandrewella chelipes</i>	<i>Scottocalanus securifrons</i>
<i>Euchirella messinensis</i>	<i>Pleuromamma xiphias</i>	<i>Undeuchaeta major</i>
<i>Euchirella pulchra</i>	<i>Scolecithrix danae</i>	

4733. Lat. $16^{\circ}57'30''$ S., long. $120^{\circ}48'$ W.; Galápagos to Paumotu Islands; January 21, 1905; surface; 1 species

Sapphirina nigromaculata

*4734. Lat. $17^{\circ}26'$ S., long. $122^{\circ}15'$ W.; Galápagos to Paumotu Islands; January 22, 1905; 300-0 fathoms; 28 species

<i>Acrocalanus gracilis</i>	<i>Euchirella brevis</i>	<i>Pleuromamma abdomi-</i>
<i>Aegisthus mucronatus</i>	<i>Euchirella pulchra</i>	<i>nalis</i>
<i>Arietellus armatus</i>	<i>Euchirella venusta</i>	<i>Pleuromamma xiphias</i>
<i>Arietellus setosus</i>	<i>Gaetanus miles</i>	<i>Rhincalanus cornutus</i>
<i>Centraugaptilus rattrayi</i>	<i>Gaetanus minor</i>	<i>Scolecithrix danae</i>
<i>Conaea gracilis</i>	<i>Gaetanus pileatus</i>	<i>Scottocalanus persecans</i>
<i>Euaugaptilus longimanus</i>	<i>Haloptilus longicornis</i>	<i>Scottocalanus securifrons</i>
<i>Euaugaptilus squamatus</i>	<i>Macandrewella scwelli</i>	<i>Temora discadata</i>
<i>Eucalanus attenuatus</i>	<i>Neocalanus robustior</i>	<i>Undinula darwinii</i>
<i>Euchaeta marina</i>	<i>Pachos punctatum</i>	

*4735. Lat. 18°16' S. long. 123°34' W.; Galápagos to Paumotu Islands; January 22, 1905; surface; 3 species

<i>Labidocera detruncata</i>	<i>Pontella tenuiremis</i>	<i>Pontellina plumata</i>
------------------------------	----------------------------	---------------------------

*4736. Lat. 19°00' S., long. 125°05' W.; Galápagos to Paumotu Islands; January 23, 1905; 300-0 fathoms; 3 species

<i>Candacia longimana</i>	<i>Euchirella venusta</i>	<i>Scottocalanus securifrons</i>
---------------------------	---------------------------	----------------------------------

4737. Lat. 19°57'30" S., long. 127°20' W.; Galápagos to Paumotu Islands; January 24, 1905; 300-0 fathoms; 1 species

Centraugaptilus ratrayi

*4738. Lat. 20°26'30" S., long. 128°30' W.; Galápagos to Paumotu Islands; January 24, 1905; surface; 11 species

<i>Candacia aethiopica</i>	<i>Euchaeta marina</i>	<i>Pontella tenuiremis</i>
<i>Candacia longimana</i>	<i>Labidocera detruncata</i>	<i>Rhincalanus cornutus</i>
<i>Centropages violaceus</i>	<i>Nannocalanus minor</i>	<i>Undinula vulgaris</i>
<i>Cephalophanes refulgens</i>	<i>Neocalanus gracilis</i>	

*4740. Lat. 9°02' S., long. 123°26' W.; off Paumotu Islands; February 11, 1905; 300-0 fathoms; 29 species

<i>Arietellus setosus</i>	<i>Gaidius pungens</i>	<i>Pleuromamma abdomi-</i>
<i>Arietellus simplex</i>	<i>Haloptilus longicornis</i>	<i>nalis</i>
<i>Arietellus tripartitus</i>	<i>Labidocera detruncata</i>	<i>Pleuromamma xiphias</i>
<i>Bathypontia elongata</i>	<i>Lophothrix frontalis</i>	<i>Rhincalanus cornutus</i>
<i>Chirundina streetsi</i>	<i>Lucicutia flavicornis</i>	<i>Scaphocalanus affinis</i>
<i>Disseta scopularis</i>	<i>Metridia curticauda</i>	<i>Scolecithrix danae</i>
<i>Euaugaptilus bullifer</i>	<i>Metridia princeps</i>	<i>Scottocalanus securifrons</i>
<i>Euchaeta acuta</i>	<i>Neocalanus robustior</i>	<i>Undeuchaeta major</i>
<i>Euchirella pulchra</i>	<i>Onchocalanus trigoniceps</i>	<i>Undeuchaeta plumosa</i>
<i>Gaetanus armiger</i>	<i>Phyllopus bidentatus</i>	
<i>Gaetanus miles</i>		

*4741. Lat. 8°29' S., long. 122°56' W.; Paumotu Islands to Mexico; February 11, 1905; surface; 3 species

<i>Centropages violaceus</i>	<i>Labidocera detruncata</i>	<i>Pontella danae</i>
------------------------------	------------------------------	-----------------------

*4742. Lat. 00°04' S., long. 117°07' W.; Paumotu Islands to Mexico; February 15, 1905; 300-0 fathoms; 6 species

<i>Arietellus plumifer</i>	<i>Euchirella galeata</i>	<i>Scottocalanus securifrons</i>
<i>Euchirella curticauda</i>	<i>Pleuromamma xiphias</i>	<i>Undinula darwini</i>

*4743. Lat. 00°21' N., long. 117°02'30" W.; Paumotu Islands to Mexico; February 15, 1905; surface; 11 species

<i>Arietellus plumifer</i>	<i>Labidocera detruncata</i>	<i>Pontellina plumata</i>
<i>Candacia pachydactyla</i>	<i>Nannocalanus minor</i>	<i>Pontellopsis regalis</i>
<i>Candacia simplex</i>	<i>Paracalanus aculeatus</i>	<i>Undinula caroli</i>
<i>Eucalanus monachus</i>	<i>Pleuromamma xiphias</i>	

4745. Lat. 53°59'45" N., long. 130°11'37" W.; Seattle to Yes Bay, Alaska; June 28, 1905; 15-0 fathoms; 1 species

Eucalanus elongatus

4746. Lat. $55^{\circ}02'45''$ N., $131^{\circ}06'39''$ W.; Seattle to Yes Bay, Alaska; June 28, 1905;
120-0 fathoms; 1 species

Pleuromamma xiphias

*4747. Lat. $55^{\circ}44'23''$ N., long. $131^{\circ}45'13''$ W.; Yes Bay, Alaska; June 30, 1905;
275-0 fathoms; 4 species

Calanus cristatus

Metridia princeps

Pachyptilus abbreviatus

Calanus hyperboreus

*4750. Lat. $55^{\circ}35'15''$ N., long. $132^{\circ}33'$ W.; coast of Alaska; August 19, 1905; 175-0 fathoms; 4 species

Euchirella brevis

Euchirella pulchra

Neocalanus gracilis

Euchirella messinensis

4751. Lat. $55^{\circ}56'50''$ N., long. $132^{\circ}04'20''$ W.; coast of Alaska; August 30, 1905;
175-0 fathoms; 2 species

Candacia simplex

Scolecithrix danae

*4753. Lat. $55^{\circ}41'36''$ N., long. $131^{\circ}46'12''$ W.; Yes Bay to Seattle; October 1, 1905;
150-0 fathoms; 8 species

Calanus finmarchicus

Gaidius affinis

Pareuchaeta sarsi

Candacia simplex

Heterorhabdus papilliger

Rhincalanus nasutus

Gaetanus minor

Lucicutia flavicornis

*4756. Lat. $47^{\circ}37'48''$ N., long. $122^{\circ}26'20''$ W.; off Washington; November 16, 1905;
75-0 fathoms; 13 species

Acartia clausii

Corycaeus speciosus

Paracalanus parvus

Acartia danae

Farranula gracilis

Pseudocalanus minutus

Acartia longiremis

Farranula rostrata

Tortanus discaudatus

Calanus finmarchicus

Metridia brevicauda

Corycaeus catus

Oithona similis

*4757. Lat. $39^{\circ}18'$ N., long. $123^{\circ}58'$ W.; off California; May 4, 1906; 100-0 fathoms;
20 species

Calanus cristatus

Euchirella bitumida

Pareuchaeta tonsa

Calanus finmarchicus

Euchirella brevis

Pleuromamma abdomi-
nalis

Candacia armata

Euchirella galeata

Eucalanus attenuatus

Euchirella intermedia

Pleuromamma gracilis

Eucalanus mucronatus

Gaetanus pileatus

Pleuromamma xiphias

Eucalanus muticus

Metridia longa

Scolecithricella dentata

Euchaeta spinosa

Pareuchaeta barbata

Undeuchaeta major

*4758. Lat. $52^{\circ}02'$ N., long. $132^{\circ}53'$ W.; off Queen Charlotte Islands; May 19, 1906;
300-0 fathoms; 20 species

Aetideus armatus

Eucalanus monachus

Pareuchaeta norvegica

Arietellus simplex

Euchirella bitumida

Pleuromamma abdomi-
nalis

Calanus cristatus

Euchirella galeata

Pseudocalanus minutus

Calanus finmarchicus

Gaetanus armiger

Scaphocalanus echinatus

Calanus tonsus

Gaidius brevispinus

Scolecithricella dentata

Euaetideus bradyi

Gaussia princeps

Tortanus discaudatus

Eucalanus attenuatus

Metridia longa

*4759. Lat. 53°05' N., long. 138°31' W.; coast of British Columbia; May 20, 1906; 300-0 fathoms; 12 species

<i>Calanus cristatus</i>	<i>Heterorhabdus papilliger</i>	<i>Oithona similis</i>
<i>Calanus finmarchicus</i>	<i>Megacalanus princeps</i>	<i>Pareuchaeta gracilis</i>
<i>Calanus helgolandicus</i>	<i>Metridia lucens</i>	<i>Pareuchaeta hansenii</i>
<i>Eucalanus elongatus</i>	<i>Metridia princeps</i>	<i>Scolecithricella minor</i>

*4760. Lat. 53°53' N., long. 144°53' W.; coast of British Columbia; May 21, 1906; 300-0 fathoms; 21 species

<i>Calanus cristatus</i>	<i>Gaidius brevispinus</i>	<i>Pareuchaeta norvegica</i>
<i>Calanus finmarchicus</i>	<i>Heterorhabdus papilliger</i>	<i>Pareuchaeta sarsi</i>
<i>Eucalanus attenuatus</i>	<i>Megacalanus princeps</i>	<i>Pleuromamma gracilis</i>
<i>Eucalanus elongatus</i>	<i>Metridia longa</i>	<i>Pleuromamma quadrungu-</i>
<i>Eucalanus monachus</i>	<i>Neocalanus gracilis</i>	<i>lata</i>
<i>Eucalanus mucronatus</i>	<i>Pachyptilus abbreviatus</i>	<i>Pseudocalanus minutus</i>
<i>Euchaeta spinosa</i>	<i>Pachyptilus eurygnathus</i>	
<i>Gaidius affinis</i>	<i>Pareuchaeta gracilis</i>	

4761. Lat. 53°57'30" N., long. 159°31' W.; Shumagin Islands; May 23, 1906; depth not given; 2 species

<i>Paraugaptilus buchani</i>	<i>Sapphirina intestinata</i>
------------------------------	-------------------------------

4762. Lat. 53°46' N., long. 164°29' W.; southeast of Ugamak Island; May 24, 1906; 50-0 fathoms; 1 species

Calanus finmarchicus

4763. Lat. 53°57' N., long. 168°06' W.; south of Bogoslof Islands; May 28, 1906; 300-0 fathoms; 2 species

<i>Calanus cristatus</i>	<i>Eucalanus mucronatus</i>
--------------------------	-----------------------------

4765. Lat. 53°12' N., long. 171°37' W.; off Atka Island; May 29, 1906; 300-0 fathoms; 11 species

<i>Bathycalanus richardi</i>	<i>Eucalanus elongatus</i>	<i>Pareuchaeta norvegica</i>
<i>Calanus cristatus</i>	<i>Pachyptilus eurygnathus</i>	<i>Pontellina plumata</i>
<i>Eucalanus attenuatus</i>	<i>Pareuchaeta barbata</i>	<i>Pontellopsis perspicax</i>
<i>Eucalanus crassus</i>	<i>Pareuchaeta bisinuata</i>	

4766. Lat. 52°38' N., long. 174°49' W.; off Konivji Island; May 31, 1906; 300-0 fathoms; 6 species

<i>Arietellus simplex</i>	<i>Calanus tonsus</i>	<i>Pleuromamma gracilis</i>
<i>Calanus cristatus</i>	<i>Eucalanus elongatus</i>	<i>Pleuromamma xiphias</i>

4767. Lat. 54°12' N., long. 179°07'30" E.; Bering Sea; June 3, 1906; 300-0 fathoms; 2 species

<i>Calanus finmarchicus</i>	<i>Eucalanus monachus</i>
-----------------------------	---------------------------

4774. Lat. 54°33' N., long. 178°45' E.; Bering Sea, June 4, 1906; bottom; 1 species

Eucalanus elongatus

4781. Lat. 52°14'30" N., long. 174°13' E.; off Agattu, Aleutian Islands; June 7, 1906; 300-0 fathoms; 1 species

Calanus cristatus

4783. Lat. 52°55'30" N., long. 173°30' E.; off Attu, Aleutian Islands; June 9, 1906;
30-0 fathoms; 1 species

Eucalanus elongatus

4785. Lat. 53°20' N., long. 170°33' E.; off Attu, Aleutian Islands; June 12, 1906;
300-0 fathoms; 11 species

<i>Acartia clausii</i>	<i>Canthocalanus pauper</i>	<i>Heterorhabdus papilliger</i>
<i>Calanus cristatus</i>	<i>Eucalanus attenuatus</i>	<i>Metridia longa</i>
<i>Calanus finmarchicus</i>	<i>Eucalanus elongatus</i>	<i>Pleuromamma robusta</i>
<i>Candacia norvegica</i>	<i>Eucalanus muticus</i>	

4793. Lat. 54°48' N., long. 164°54' E.; southwest of Bering Island; June 16, 1906;
300-0 fathoms; 18 species

<i>Calanus cristatus</i>	<i>Eucalanus elongatus</i>	<i>Metridia longa</i>
<i>Calanus hyperboreus</i>	<i>Eucalanus mucronatus</i>	<i>Pachos punctatum</i>
<i>Calanus tonsus</i>	<i>Euchaeta spinosa</i>	<i>Pachyptilus eurygnathus</i>
<i>Candacia armata</i>	<i>Euchirella brevis</i>	<i>Pareuchaeta norvegica</i>
<i>Disseta palumboi</i>	<i>Gaetanus kruppii</i>	<i>Pleuromamma gracilis</i>
<i>Eucalanus attenuatus</i>	<i>Gaidius brevispinus</i>	<i>Scaphocalanus magnus</i>

4800. Lat. 49°06' N., long. 153°06' E.; north of Chirinkotan Island; June 22, 1906;
300-0 fathoms; 6 species

<i>Calanus finmarchicus</i>	<i>Mesorhabdus angustus</i>	<i>Metridia princeps</i>
<i>Eucalanus monachus</i>	<i>Metridia longa</i>	<i>Pareuchaeta sarsi</i>

4805. Lat. 44°33' N., long. 149°04' E.; off Hakodate, Japan; June 25, 1906; 200-0
fathoms; 2 species

<i>Calanus cristatus</i>	<i>Calanus hyperboreus</i>
--------------------------	----------------------------

4806. Lat. 42°13' N., long. 144°21' E.; off Hokkaido, Japan; June 26, 1906; 200-0
fathoms; 15 species

<i>Calanus cristatus</i>	<i>Eucalanus elongatus</i>	<i>Microsetella rosea</i>
<i>Calanus finmarchicus</i>	<i>Eucalanus mucronatus</i>	<i>Paracalanus parvus</i>
<i>Calanus hyperboreus</i>	<i>Gaetanus curvispinus</i>	<i>Pareuchaeta norvegica</i>
<i>Candacia norvegica</i>	<i>Gaidius brevispinus</i>	<i>Pleuromamma gracilis</i>
<i>Eucalanus attenuatus</i>	<i>Metridia longa</i>	<i>Pseudocalanus minutus</i>

4810. Lat. 41°17'20" N., long. 140°07' E.; Sea of Japan; July 16, 1906; 100-0
fathoms; 1 species

Bathycalanus richardi

4850. Lat. 36°56' N., long. 132°00' E.; Sea of Japan; July 27, 1906; surface;
2 species

<i>Nannocalanus minor</i>	<i>Scolecithricella vittata</i>
---------------------------	---------------------------------

4889. Lat. 32°26' N., long. 129°22' E.; Kagoshima Gulf, Japan; August 8, 1906;
surface; 1 species

Clausocalanus arcuicornis

4915. Lat. 31°31' N., long. 129°25'30" E.; southwest of Koshika Islands, Eastern
Sea of Japan; August 12, 1906; [surface?]; 1 species

Euchaeta marina

4926. Off Yaku Shima Island, Japan; August 14, 1906; 100-0 fathoms; 46 species

<i>Acartia longiremis</i>	<i>Euchaeta marina</i>	<i>Paracalanus parvus</i>
<i>Acrocalanus gracilis</i>	<i>Euchaeta spinosa</i>	<i>Phaëna spinifera</i>
<i>Candacia simplex</i>	<i>Euchirella brevis</i>	<i>Pleuromamma abdomi-</i>
<i>Canthocalanus pauper</i>	<i>Euchirella curticauda</i>	<i>nalis</i>
<i>Centropages calaninus</i>	<i>Euchirella intermedia</i>	<i>Pleuromamma gracilis</i>
<i>Copilia mirabilis</i>	<i>Euchirella messinensis</i>	<i>Pleuromamma xiphias</i>
<i>Copilia quadrata</i>	<i>Gaidius tenuispinus</i>	<i>Rhincalanus cornutus</i>
<i>Corycaeus agilis</i>	<i>Haloptilus longicornis</i>	<i>Sapphirina angusta</i>
<i>Corycaeus lautus</i>	<i>Haloptilus ornatus</i>	<i>Sapphirina ovatolan-</i>
<i>Corycaeus longistylis</i>	<i>Labidocera lubbockii</i>	<i>ceolata</i>
<i>Corycaeus speciosus</i>	<i>Lucicutia flavicornis</i>	<i>Scolecithrix danae</i>
<i>Eucalanus attenuatus</i>	<i>Neocalanus gracilis</i>	<i>Temora stylifera</i>
<i>Eucalanus crassus</i>	<i>Neocalanus robustior</i>	<i>Undeuchaeta major</i>
<i>Eucalanus elongatus</i>	<i>Neocalanus tenuicornis</i>	<i>Undeuchaeta plumosa</i>
<i>Eucalanus mucronatus</i>	<i>Oithona similis</i>	<i>Undinula caroli</i>
<i>Eucalanus subcrassus</i>	<i>Oncaea minuta</i>	<i>Undinula vulgaris</i>

4942. Lat. 31°23'10" N., long. 130°39'10" E.; Kagoshima Gulf, Japan; August 17, 1906; 118-0 fathoms; 1 species

Neocalanus tenuicornis

4952. Lat. 31°19' N., long. 132°11'30" E.; Bungo Channel, Japan; August 21, 1906; surface; 41 species

<i>Acartia danae</i>	<i>Euchaeta spinosa</i>	<i>Pleuromamma abdomi-</i>
<i>Acrocalanus gracilis</i>	<i>Farranula carinata</i>	<i>nalis</i>
<i>Calanopia minor</i>	<i>Farranula gibbula</i>	<i>Pleuromamma xiphias</i>
<i>Caligus latifrons</i>	<i>Labidocera acuta</i>	<i>Pontella atlantica</i>
<i>Candacia aethiopica</i>	<i>Labidocera acutifrons</i>	<i>Pontella danae</i>
<i>Candacia bispinosa</i>	<i>Labidocera detruncata</i>	<i>Pontella lobiancoi</i>
<i>Candacia simplex</i>	<i>Labidocera kryeri</i>	<i>Pontella securifer</i>
<i>Cephalophanes refulgens</i>	<i>Labidocera minuta</i>	<i>Pontellina plumata</i>
<i>Copilia mirabilis</i>	<i>Macrosetella gracilis</i>	<i>Pontellopsis villosus</i>
<i>Copilia quadrata</i>	<i>Nannocalanus minor</i>	<i>Sapphirina auronitens</i>
<i>Eucalanus attenuatus</i>	<i>Neocalanus gracilis</i>	<i>Temora longicornis</i>
<i>Eucalanus elongatus</i>	<i>Neocalanus tenuicornis</i>	<i>Temora stylifera</i>
<i>Eucalanus monachus</i>	<i>Oncaea minuta</i>	<i>Undinula vulgaris</i>
<i>Euchaeta marina</i>	<i>Paracalanus parvus</i>	<i>Vetтория granulosa</i>

5030. Lat. 46°29'30" N., long. 145°46' E.; Okhotsk Sea; September 29, 1906; depth not given; 14 species

<i>Bradyidius similis</i>	<i>Eucalanus mucronatus</i>	<i>Neocalanus robustior</i>
<i>Calanus cristatus</i>	<i>Euchaeta acuta</i>	<i>Paracalanus parvus</i>
<i>Calanus finmarchicus</i>	<i>Gaidius tenuispinus</i>	<i>Pareuchaeta erebi</i>
<i>Calanus tonsus</i>	<i>Metridia longa</i>	<i>Pseudocalanus minutus</i>
<i>Eucalanus attenuatus</i>	<i>Metridia lucens</i>	

5063. Lat. 35°01'10" N., long. 138°38'50" E.; Suruga Gulf, Japan; October 13, 1906; 300-0 fathoms; 2 species

<i>Pareuchaeta sarsi</i>	<i>Pleuromama xiphias</i>
--------------------------	---------------------------

5102. Lat. 14°45' N., long. 120°12'30" E.; off southern Luzón, Philippine Islands;
January 6, 1908; 28-0 fathoms; 34 species

<i>Acartia danae</i>	<i>Eucalanus elongatus</i>	<i>Phaëna spinifera</i>
<i>Calanopia elliptica</i>	<i>Eucalanus mucronatus</i>	<i>Pontellina plumata</i>
<i>Calanopia minor</i>	<i>Eucalanus suberassus</i>	<i>Pseudocalanus minutus</i>
<i>Candacia aethiopica</i>	<i>Euchaeta marina</i>	<i>Sapphirina metallina</i>
<i>Candacia simplex</i>	<i>Euchirella bella</i>	<i>Sapphirina opalina</i>
<i>Candacia turgida</i>	<i>Farranula concinna</i>	<i>Sapphirina salpae</i>
<i>Canthocalanus pauper</i>	<i>Labidocera acuta</i>	<i>Scolecithrix danae</i>
<i>Centropages furcatus</i>	<i>Labidocera laevidentata</i>	<i>Temora stylifera</i>
<i>Copilia mirabilis</i>	<i>Lucicutia curta</i>	<i>Tortanus gracilis</i>
<i>Copilia quadrata</i>	<i>Lucicutia longicornis</i>	<i>Undinula vulgaris</i>
<i>Corycaeus agilis</i>	<i>Macrosetella gracilis</i>	
<i>Corycaeus speciosus</i>	<i>Oncaea venusta</i>	

5105. Lat. 14°43'55" N., long. 120°12'50" E., off southern Luzón, Philippine Islands; January 8, 1908; surface; 14 species

<i>Calanopia thompsoni</i>	<i>Euchaeta marina</i>	<i>Pontellopsis bitumida</i>
<i>Candacia aethiopica</i>	<i>Labidocera acuta</i>	<i>Sapphirina opalina</i>
<i>Candacia armata</i>	<i>Labidocera acutifrons</i>	<i>Scaphocalanus insolitus</i>
<i>Candacia bispinosa</i>	<i>Labidocera pavo</i>	<i>Undinula vulgaris</i>
<i>Candacia pachydaetyla</i>	<i>Pontella valida</i>	

5110. Lat. 13°59'20" N., long. 120°75'45" E.; southern Luzón, Philippine Islands;
January 16, 1908; surface; 6 species

<i>Candacia bispinosa</i>	<i>Labidocera acuta</i>	<i>Pleuromamma piseki</i>
<i>Eucalanus elongatus</i>	<i>Pleuromamma gracilis</i>	<i>Pontella surrecta</i>

5120. Lat. 13°45'30" N., long. 120°30'15" E.; west of Lubang, Philippine Islands;
January 21, 1908; 350-0 fathoms; 110 species

<i>Acartia danae</i>	<i>Corycaeus latus</i>	<i>Gaetenus kruppii</i>
<i>Acrocalanus gracilis</i>	<i>Corycaeus longistylis</i>	<i>Gaetanus latifrons</i>
<i>Aegisthus mucronatus</i>	<i>Corycaeus pacificus</i>	<i>Gaetanus miles</i>
<i>Aegisthus spinulosus</i>	<i>Corycaeus pumilus</i>	<i>Gaetanus minor</i>
<i>Amallothrix emarginata</i>	<i>Corycaeus speciosus</i>	<i>Gaetanus pileatus</i>
<i>Amallothrix lobata</i>	<i>Euaetideus bradyi</i>	<i>Gaidius affinis</i>
<i>Arietellus plumifer</i>	<i>Euaetideus giesbrechti</i>	<i>Haloptilus angusticeps</i>
<i>Arietellus simplex</i>	<i>Eucalanus attenuatus</i>	<i>Haloptilus longicornis</i>
<i>Augaptilus anceps</i>	<i>Eucalanus bungii</i>	<i>Haloptilus ornatus</i>
<i>Augaptilus megalurus</i>	<i>Eucalanus elongatus</i>	<i>Hemirhabdus grimaldii</i>
<i>Bathycalanus richardi</i>	<i>Eucalanus mucronatus</i>	<i>Heterorhabdus abyssalis</i>
<i>Bathypontia minor</i>	<i>Eucalanus subtennis</i>	<i>Heterorhabdus papilliger</i>
<i>Candacia aethiopica</i>	<i>Euchaeta marina</i>	<i>Heterostylites longicornis</i>
<i>Candacia armata</i>	<i>Euchaeta spinosa</i>	<i>Lophothrix frontalis</i>
<i>Candacia simplex</i>	<i>Euchaeta wolfendeni</i>	<i>Lophothrix latipes</i>
<i>Canthocalanus pauper</i>	<i>Euchirella bitumida</i>	<i>Lucicutia curta</i>
<i>Centraugaptilus horridus</i>	<i>Euchirella eurticauda</i>	<i>Lucicutia flavicornis</i>
<i>Centraugaptilus ratrayi</i>	<i>Euchirella galeata</i>	<i>Lucicutia gemina</i>
<i>Centropages violaceus</i>	<i>Euchirella intermedia</i>	<i>Lucicutia longicornis</i>
<i>Copilia quadrata</i>	<i>Euchirella messinensis</i>	<i>Lucicutia lucida</i>
<i>Corycaeus agilis</i>	<i>Euchirella pulchra</i>	<i>Lucicutia macrocera</i>
<i>Corycaeus dubius</i>	<i>Farranula carinata</i>	<i>Lucicutia ovalis</i>

5120. Lat. 13°45'30" N., long. 120°30'15" E.; west of Lubang, Philippine Islands; 350-0 fathoms; 110 species—Continued

<i>Lucicutia tenuicauda</i>	<i>Onchocalanus affinis</i>	<i>Pseudochirella obtusa</i>
<i>Macrosetella gracilis</i>	<i>Onchocalanus hirtipes</i>	<i>Rhincalanus cornutus</i>
<i>Mecynocera clausi</i>	<i>Paracalanus parvus</i>	<i>Rhincalanus nasutus</i>
<i>Megacalanus longicornis</i>	<i>Pareuchaeta bradyi</i>	<i>Sapphirina auronitens</i>
<i>Metridia longa</i>	<i>Pareuchaeta hansenii</i>	<i>Scaphocalanus affinis</i>
<i>Metridia princeps</i>	<i>Pareuchaeta tonsa</i>	<i>Scaphocalanus magnus</i>
<i>Monacilla typica</i>	<i>Pareuchaeta tumidula</i>	<i>Scaphocalanus medius</i>
<i>Nannocalanus minor</i>	<i>Phyllopus helgae</i>	<i>Scolecithricella bradyi</i>
<i>Neocalanus gracilis</i>	<i>Phyllopus impar</i>	<i>Scolecithricella dentata</i>
<i>Neocalanus robustior</i>	<i>Pleuromamma abdomi-</i>	<i>Scottocalanus securifrons</i>
<i>Oithona linearis</i>	<i>nalis</i>	<i>Scottocalanus thomasi</i>
<i>Oithona similis</i>	<i>Pleuromamma gracilis</i>	<i>Undeuchaeta major</i>
<i>Oithona spinirostris</i>	<i>Pleuromamma robusta</i>	<i>Undeuchaeta plumosa</i>
<i>Oncaea conifera</i>	<i>Pleuromamma xiphias</i>	<i>Undinula caroli</i>
<i>Oncaea minuta</i>	<i>Pseudocalanus minutus</i>	<i>Undinula vulgaris</i>

5125. Lat. 10°48' N., long. 121°48'30" E.; Sulu Sea, off southern Panay, Philippine Islands; February 3, 1908; 365-0 fathoms; 6 species

<i>Acartia danae</i>	<i>Eucalanus mucronatus</i>	<i>Pleuromamma xiphias</i>
<i>Eucalanus attenuatus</i>	<i>Pleuromamma gracilis</i>	<i>Rhincalanus cornutus</i>

5126. Lat. 10°34'45" N., long. 121°47'30" E.; Sulu Sea, off southern Panay, Philippine Islands; February 3, 1908; surface; 6 species

<i>Rhincalanus cornutus</i>	<i>Sapphirina ovatolanceo-</i>	<i>Undinula vulgaris</i>
<i>Rhincalanus nasutus</i>	<i>lata</i>	
<i>Sapphirina angusta</i>	<i>Undinula caroli</i>	

5128. Lat. 9°52'10" N., long. 121°49'35" E.; Sulu Sea, vicinity southern Panay, Philippine Islands; February 4, 1908; surface; 1 species

Labidocera krøyeri

5129. Lat. 7°41'30" N., long. 122°01'45" E.; Sulu Sea, off Mindanao, Philippine Islands; February 5, 1908; 100-0 fathoms; 71 species

<i>Calanoides brevicornis</i>	<i>Euaetideus giesbrechti</i>	<i>Heterorhabdus spinifrons</i>
<i>Candacia armata</i>	<i>Euaugaptilus laticeps</i>	<i>Heterostylites longicornis</i>
<i>Candacia bipinnata</i>	<i>Eucalanus attenuatus</i>	<i>Labidocera minuta</i>
<i>Candacia bispinosa</i>	<i>Eucalanus crassus</i>	<i>Lucicutia curta</i>
<i>Candacia norvegica</i>	<i>Eucalanus elongatus</i>	<i>Lucicutia flavicornis</i>
<i>Candacia simplex</i>	<i>Eucalanus monachus</i>	<i>Lucicutia lucida</i>
<i>Canthocalanus pauper</i>	<i>Eucalanus mucronatus</i>	<i>Lucicutia ovalis</i>
<i>Centropages furcatus</i>	<i>Eucalanus pileatus</i>	<i>Metridia curticauda</i>
<i>Clausocalanus arcuicornis</i>	<i>Eucalanus subcrassus</i>	<i>Nannocalanus minor</i>
<i>Copilia quadrata</i>	<i>Euchaeta acuta</i>	<i>Neocalanus gracilis</i>
<i>Corycaeus latus</i>	<i>Euchaeta marina</i>	<i>Neocalanus robustior</i>
<i>Corycaeus longistylis</i>	<i>Euchaeta spinosa</i>	<i>Oithona similis</i>
<i>Corycaeus ovalis</i>	<i>Euchirella brevis</i>	<i>Oncaea minuta</i>
<i>Corycaeus speciosus</i>	<i>Euchirella curticauda</i>	<i>Paracalanus parvus</i>
<i>Disseta palumboi</i>	<i>Heterorhabdus papilliger</i>	<i>Pareuchaeta erebi</i>

5129. Lat. $7^{\circ}41'30''$ N., long. $122^{\circ}01'45''$ E.; Sulu Sea, off Mindanao, Philippine Islands; February 5, 1908; 100-0 fathoms; 71 species—Continued

<i>Pareuchaeta gracilis</i>	<i>Pseudochirella divaricata</i>	<i>Scolecithricella bradyi</i>
<i>Pareuchaeta incisa</i>	<i>Rhincalanus cornutus</i>	<i>Scolecithricella dentata</i>
<i>Phaëna spinifera</i>	<i>Rhincalanus nasutus</i>	<i>Scolecithrix danae</i>
<i>Pleuromamma abdomi-</i>	<i>Sapphirina metallina</i>	<i>Temora longicornis</i>
<i>nalis</i>	<i>Sapphirina nigromaculata</i>	<i>Temora stylifera</i>
<i>Pleuromamma gracilis</i>	<i>Sapphirina opalina</i>	<i>Tortanus gracilis</i>
<i>Pleuromamma robusta</i>	<i>Scaphocalanus magnus</i>	<i>Tortanus murrayi</i>
<i>Pleuromamma xiphias</i>	<i>Scolecithricella abyssalis</i>	<i>Undinula caroli</i>
<i>Pontellopsis armata</i>	<i>Scolecithricella auropec-</i>	
<i>Pseudocalanus minutus</i>	<i>ten</i>	

5130. Lat. $7^{\circ}35'$ N., long. $122^{\circ}04'45''$ E.; Sulu Sea; February 5, 1908; bottom; 1 species

Eucalanus bungii

5133. Off Mindanao west, Philippine Islands; February 6, 1908; surface; 43 species

<i>Acartia danae</i>	<i>Farranula carinata</i>	<i>Pontella valida</i>
<i>Acrocalanus gracilis</i>	<i>Farranula gibbula</i>	<i>Pontellina plumata</i>
<i>Calanopia elliptica</i>	<i>Farranula rostrata</i>	<i>Pontellopsis regalis</i>
<i>Calanopia minor</i>	<i>Labidocera acuta</i>	<i>Pontellopsis strenua</i>
<i>Candacia aethiopica</i>	<i>Labidocera krøyeri</i>	<i>Pseudocalanus minutus</i>
<i>Candacia bipinnata</i>	<i>Labidocera minuta</i>	<i>Rhincalanus cornutus</i>
<i>Centropages furcatus</i>	<i>Macrosetella gracilis</i>	<i>Sapphirina opalina</i>
<i>Corycaeus agilis</i>	<i>Neocalanus gracilis</i>	<i>Scolecithrix danae</i>
<i>Corycaeus catus</i>	<i>Neocalanus robustior</i>	<i>Temora discaudata</i>
<i>Corycaeus lautus</i>	<i>Oithona similis</i>	<i>Temora longicornis</i>
<i>Corycaeus longistylis</i>	<i>Oncaea minuta</i>	<i>Temora stylifera</i>
<i>Corycaeus speciosus</i>	<i>Oncaea similis</i>	<i>Undinula vulgaris</i>
<i>Cymbasoma rigidum</i>	<i>Oncaea venusta</i>	
<i>Eucalanus attenuatus</i>	<i>Pleuromamma abdomi-</i>	
<i>Eucalanus elongatus</i>	<i>nalis</i>	
<i>Euchaeta marina</i>	<i>Pontella securifer</i>	

5134. Lat. $6^{\circ}44'12''$ N., long. $121^{\circ}46'55''$ E.; Sulu Archipelago, near Basilan Island; February 7, 1908; 25-0 fathoms; 36 species

<i>Acartia danae</i>	<i>Eucalanus crassus</i>	<i>Phaëna spinifera</i>
<i>Acrocalanus gracilis</i>	<i>Eucalanus suberassus</i>	<i>Pontellina plumata</i>
<i>Calanopia minor</i>	<i>Eucalanus subtenuis</i>	<i>Pontellopsis strenua</i>
<i>Candacia bispinosa</i>	<i>Euchaeta marina</i>	<i>Rhincalanus cornutus</i>
<i>Candacia simplex</i>	<i>Farranula concinna</i>	<i>Rhincalanus nasutus</i>
<i>Centropages furcatus</i>	<i>Haloptilus mucronatus</i>	<i>Sapphirina auronitens</i>
<i>Copilia quadrata</i>	<i>Heterorhabdus spinifrons</i>	<i>Sapphirina opalina</i>
<i>Corycaeus agilis</i>	<i>Labidocera acuta</i>	<i>Scolecithrix danae</i>
<i>Corycaeus longistylis</i>	<i>Labidocera krøyeri</i>	<i>Temora stylifera</i>
<i>Corycaeus pacificus</i>	<i>Neocalanus gracilis</i>	<i>Undinula caroli</i>
<i>Corycaeus pumilus</i>	<i>Oncaea minuta</i>	<i>Undinula darwinii</i>
<i>Eucalanus attenuatus</i>	<i>Paracalanus parvus</i>	<i>Undinula vulgaris</i>

5155. Lat. $5^{\circ}13'40''$ N., long. $119^{\circ}57'20''$ E.; Tawi Tawi Group, Sulu Archipelago;
February 19, 1908; 8 fathoms; 34 species

<i>Acartia danae</i>	<i>Eucalanus elongatus</i>	<i>Pontella securifer</i>
<i>Acrocalanus monachus</i>	<i>Euchaeta marina</i>	<i>Pontellina plumata</i>
<i>Amenophia peltata</i>	<i>Labidocera acutifrons</i>	<i>Pseudocalanus minutus</i>
<i>Candacia bipinnata</i>	<i>Labidocera detruncata</i>	<i>Sapphirina iris</i>
<i>Candacia longimana</i>	<i>Nannocalanus minor</i>	<i>Sapphirina metallina</i>
<i>Centropages furcatus</i>	<i>Neocalanus gracilis</i>	<i>Sapphirina nigromaculata</i>
<i>Copilia mirabilis</i>	<i>Oithona similis</i>	<i>Scolecithrix danae</i>
<i>Corycaeus agilis</i>	<i>Oncaea venusta</i>	<i>Temora stylifera</i>
<i>Corycaeus dubius</i>	<i>Paracalanus parvus</i>	<i>Undeuchaeta major</i>
<i>Corycaeus lautus</i>	<i>Phaëna spinifera</i>	<i>Undinula darwini</i>
<i>Corycaeus speciosus</i>	<i>Pleuromamma xiphias</i>	<i>Undinula vulgaris</i>
<i>Eucalanus attenuatus</i>		

5171. Lat. $5^{\circ}05'$ N., long. $119^{\circ}28'$ E.; Sulu Archipelago; February 28, 1908; surface;
1 species

Acartia laxa

5175. Lat. $9^{\circ}21'$ N., long. $121^{\circ}37'45''$ E.; Sulu Sea; March 8, 1908; surface; 48
species

<i>Acartia danae</i>	<i>Corycaeus latus</i>	<i>Nannocalanus minor</i>
<i>Acartia discaudata</i>	<i>Corycaeus pumilus</i>	<i>Neocalanus gracilis</i>
<i>Acartia laxa</i>	<i>Corycaeus speciosus</i>	<i>Oithona similis</i>
<i>Acartia negligens</i>	<i>Eucalanus attenuatus</i>	<i>Oncaea ornata</i>
<i>Acrocalanus gibber</i>	<i>Eucalanus crassus</i>	<i>Oncaea venusta</i>
<i>Acrocalanus gracilis</i>	<i>Eucalanus elongatus</i>	<i>Pontella valida</i>
<i>Calanopia aurivillii</i>	<i>Euchaeta marina</i>	<i>Pontellina plumata</i>
<i>Calanopia elliptica</i>	<i>Farranula carinata</i>	<i>Pontellopsis armata</i>
<i>Calanopia minor</i>	<i>Farranula gibbula</i>	<i>Pontellopsis bitumida</i>
<i>Calocalanus pavo</i>	<i>Farranula rostrata</i>	<i>Temora longicornis</i>
<i>Candacia armata</i>	<i>Gaidius brevispinus</i>	<i>Temora stylifera</i>
<i>Candacia bispinosa</i>	<i>Labidocera acuta</i>	<i>Temora turbinata</i>
<i>Candacia simplex</i>	<i>Labidocera euchaeta</i>	<i>Tortanus barbatus</i>
<i>Canthocalanus pauper</i>	<i>Labidocera minuta</i>	<i>Tortanus gracilis</i>
<i>Centropages furcatus</i>	<i>Metridia longa</i>	<i>Tortanus murrayi</i>
<i>Copilia quadrata</i>	<i>Microsetella norvegica</i>	<i>Undinula vulgaris</i>

5176. Lat. $13^{\circ}35'15''$ N., long. $120^{\circ}53'20''$ E.; Verde Island Passage, Philippine
Islands; March 24, 1908; surface; 22 species

<i>Acartia danae</i>	<i>Farranula gibbula</i>	<i>Temora longicornis</i>
<i>Acartia discaudata</i>	<i>Farranula rostrata</i>	<i>Temora stylifera</i>
<i>Acartia negligens</i>	<i>Gaidius brevispinus</i>	<i>Temora turbinata</i>
<i>Calanopia aurivillii</i>	<i>Metridia longa</i>	<i>Tortanus barbatus</i>
<i>Centropages furcatus</i>	<i>Microsetella norvegica</i>	<i>Tortanus gracilis</i>
<i>Corycaeus latus</i>	<i>Oithona similis</i>	<i>Tortanus murrayi</i>
<i>Corycaeus pumilus</i>	<i>Pontella valida</i>	
<i>Eucalanus elongatus</i>	<i>Pontellopsis regalis</i>	

5177. Lat. $13^{\circ}35'$ N., long. $120^{\circ}54'36''$ E.; Verde Island Passage, Philippine Islands;
March 24, 1908; 25 fathoms; 1 species

Labidocera acuta

5178. Lat. 12°43' N., long. 122°06'15" E.; vicinity Romblon Island, Philippine Islands; March 25, 1908; [surface, electric light]; 1 species

Eucalanus mucronatus

5179. Lat. 12°38'15" N., long. 122°12'30" E.; off Romblon Harbor, Philippine Islands; March 25, 1908; surface; 3 species

Eucalanus mucronatus *Labidocera acuta* *Pleuromamma xiphias*

5180. Lat. 12°28'30" N., long. 122°15' E.; off Romblon, Philippine Islands; March 26, 1908; surface; 47 species

<i>Acartia danae</i>	<i>Eucalanus crassus</i>	<i>Pseudocalanus minutus</i>
<i>Aerocalanus gracilis</i>	<i>Eucalanus elongatus</i>	<i>Rhincalanus cornutus</i>
<i>Calanopia elliptica</i>	<i>Eucalanus subcrassus</i>	<i>Rhincalanus nasutus</i>
<i>Calanopia minor</i>	<i>Eucalanus subtenuis</i>	<i>Sapphirina auronitens</i>
<i>Candacia armata</i>	<i>Euchirella intermedia</i>	<i>Sapphirina opalina</i>
<i>Candacia bipinnata</i>	<i>Labidocera acuta</i>	<i>Scolecithricella auropec-</i>
<i>Candacia bispinosa</i>	<i>Labidocera euchaeta</i>	<i>ten</i>
<i>Candacia norvegica</i>	<i>Macrosetella gracilis</i>	<i>Scolecithrix danae</i>
<i>Candacia simplex</i>	<i>Nannocalanus minor</i>	<i>Temora discaudata</i>
<i>Candacia varicans</i>	<i>Neocalanus gracilis</i>	<i>Temora longicornis</i>
<i>Canthocalanus pauper</i>	<i>Oncaea venusta</i>	<i>Temora stylifera</i>
<i>Centropages furcatus</i>	<i>Paracalanus parvus</i>	<i>Temorites brevis</i>
<i>Corycaeus agilis</i>	<i>Pleuromamma abdomi-</i>	<i>Undeuchaeta plumosa</i>
<i>Corycaeus latus</i>	<i>nalis</i>	<i>Undinula caroli</i>
<i>Corycaeus longistylis</i>	<i>Pleuromamma gracilis</i>	<i>Undinula vulgaris</i>
<i>Corycaeus speciosus</i>	<i>Pleuromamma xiphias</i>	
<i>Eucalanus attenuatus</i>	<i>Pontellina plumata</i>	

5185. Lat. 10°05'45" N., long. 122°18'30" E.; between Panay and Negros, Philippine Islands; March 30, 1908; 550-0 fathoms; 146 species

<i>Acartia danae</i>	<i>Canthocalanus pauper</i>	<i>Eucalanus subtenuis</i>
<i>Aerocalanus gibber</i>	<i>Centraugaptilus horridus</i>	<i>Euchaeta acuta</i>
<i>Aerocalanus gracilis</i>	<i>Centraugaptilus rattrayi</i>	<i>Euchaeta marina</i>
<i>Aegisthus mucronatus</i>	<i>Centropages furcatus</i>	<i>Euchaeta media</i>
<i>Aegisthus spinulosus</i>	<i>Chiridius armatus</i>	<i>Euchaeta pubera</i>
<i>Aetideus armatus</i>	<i>Chiridius obtusifrons</i>	<i>Euchaeta spinosa</i>
<i>Amalophora typica</i>	<i>Chirundina streetsi</i>	<i>Euchirella curticauda</i>
<i>Amalothrix propinqua</i>	<i>Copilia mirabilis</i>	<i>Euchirella galeata</i>
<i>Arietellus aculeatus</i>	<i>Copilia quadrata</i>	<i>Euchirella bitumida</i>
<i>Arietellus plumifer</i>	<i>Cornucalanus chelifer</i>	<i>Euchirella brevis</i>
<i>Arietellus simplex</i>	<i>Corycaeus longistylis</i>	<i>Euchirella intermedia</i>
<i>Bradyidius armatus</i>	<i>Disseta palumboi</i>	<i>Euchirella messinensis</i>
<i>Calanopia aurivillii</i>	<i>Euaetideus bradyi</i>	<i>Euchirella pulchra</i>
<i>Calanopia elliptica</i>	<i>Euaetideus giesbrechti</i>	<i>Farrania frigidus</i>
<i>Calanopia minor</i>	<i>Euaugaptilus nodifrons</i>	<i>Farranula gibbula</i>
<i>Candacia aethiopica</i>	<i>Euaugaptilus squamatus</i>	<i>Gaetanus curvispinus</i>
<i>Candacia armata</i>	<i>Eucalanus attenuatus</i>	<i>Gaetanus kruppii</i>
<i>Candacia bipinnata</i>	<i>Eucalanus crassus</i>	<i>Gaetanus latifrons</i>
<i>Candacia bispinosa</i>	<i>Eucalanus elongatus</i>	<i>Gaetanus pileatus</i>
<i>Candacia longimana</i>	<i>Eucalanus monachus</i>	<i>Gaidius affinis</i>
<i>Candacia norvegica</i>	<i>Eucalanus mucronatus</i>	<i>Haloptilus fons</i>
<i>Candacia simplex</i>	<i>Eucalanus subcrassus</i>	<i>Haloptilus longicornis</i>

5185. Lat. 10°05'45" N., long. 122°18'30" E.; between Panay and Negros; March 30, 1908; 550-0 fathoms; 146 species—Continued

<i>Haloptilus ornatus</i>	<i>Neocalanus tenuicornis</i>	<i>Sapphirina nigromaculata</i>
<i>Hemirhabdus grimaldii</i>	<i>Oithona similis</i>	<i>Sapphirina opalina</i>
<i>Heterorhabdus clausii</i>	<i>Oncaea minuta</i>	<i>Sapphirina scarlata</i>
<i>Heterorhabdus norvegicus</i>	<i>Oncaea venusta</i>	<i>Scaphocalanus affinis</i>
<i>Heterorhabdus papilliger</i>	<i>Onchocalanus cristatus</i>	<i>Scaphocalanus angulifrons</i>
<i>Heterorhabdus robustus</i>	<i>Onchocalanus hirtipes</i>	<i>Scaphocalanus brevicornis</i>
<i>Heterorhabdus spinifrons</i>	<i>Onchocalanus steueri</i>	<i>Scaphocalanus magnus</i>
<i>Heterostylites longicornis</i>	<i>Pachos punctatum</i>	<i>Scolecithricella abyssalis</i>
<i>Heterostylites major</i>	<i>Paracalanus parvus</i>	<i>Scolecithricella auropecten</i>
<i>Labidocera minuta</i>	<i>Pareuchaeta barbata</i>	<i>Scolecithricella bradyi</i>
<i>Lophothrix frontalis</i>	<i>Pareuchaeta gracilis</i>	<i>Scolecithricella dentata</i>
<i>Lubbockia aculeata</i>	<i>Pareuchaeta hansenii</i>	<i>Scolecithricella tydemanni</i>
<i>Lubbockia squillimana</i>	<i>Pareuchaeta tonsa</i>	<i>Scolecithrix danae</i>
<i>Lucicutia curta</i>	<i>Phaëna spinifera</i>	<i>Scottocalanus persecans</i>
<i>Lucicutia flavicornis</i>	<i>Phyllopus aequalis</i>	<i>Scottocalanus securifrons</i>
<i>Lucicutia grandis</i>	<i>Phyllopus bidentatus</i>	<i>Scottocalanus setosus</i>
<i>Lucicutia longicornis</i>	<i>Phyllopus giesbrechti</i>	<i>Scottocalanus thomasi</i>
<i>Lucicutia lucida</i>	<i>Pleuromamma abdominalis</i>	<i>Temora discaudata</i>
<i>Lucicutia macrocera</i>	<i>Pleuromamma gracilis</i>	<i>Temora longicornis</i>
<i>Lucicutia tenuicauda</i>	<i>Pleuromamma piseki</i>	<i>Temora stylifera</i>
<i>Megacalanus longicornis</i>	<i>Pleuromamma robusta</i>	<i>Undeuchaeta major</i>
<i>Megacalanus princeps</i>	<i>Pleuromamma xiphias</i>	<i>Undeuchaeta plumosa</i>
<i>Mesorhabdus angustus</i>	<i>Pseudocalanus minutus</i>	<i>Undinula caroli</i>
<i>Metridia longa</i>	<i>Rhincalanus cornutus</i>	<i>Undinula darwinii</i>
<i>Metridia princeps</i>	<i>Rhincalanus nasutus</i>	<i>Undinula vulgaris</i>
<i>Mormonilla phasma</i>	<i>Sapphirina auronitens</i>	
<i>Nannocalanus minor</i>	<i>Sapphirina metallina</i>	
<i>Neocalanus gracilis</i>		

5186. Lat. 9°53'30" N., long. 122°15'30" E.; between Panay and Negros, Philippine Islands; March 30, 1908; surface; 61 species

<i>Acartia negligens</i>	<i>Eucalanus monachus</i>	<i>Phaëna spinifera</i>
<i>Acrocalanus gibber</i>	<i>Eucalanus mucronatus</i>	<i>Pleuromamma abdominalis</i>
<i>Acrocalanus gracilis</i>	<i>Euchaeta acuta</i>	<i>Pleuromamma gracilis</i>
<i>Calanopia americana</i>	<i>Euchaeta marina</i>	<i>Pleuromamma robusta</i>
<i>Calanopia elliptica</i>	<i>Euchaeta spinosa</i>	<i>Pleuromamma xiphias</i>
<i>Calanopia minor</i>	<i>Farranula concinna</i>	<i>Pontellina plumata</i>
<i>Calanopia thompsoni</i>	<i>Farranula gibbula</i>	<i>Pontellopsis armata</i>
<i>Candacia bispinosa</i>	<i>Gaetanus minor</i>	<i>Pseudocalanus minutus</i>
<i>Candacia norvegica</i>	<i>Labidocera acuta</i>	<i>Rhincalanus cornutus</i>
<i>Candacia simplex</i>	<i>Labidocera acutifrons</i>	<i>Rhincalanus nasutus</i>
<i>Canthocalanus pauper</i>	<i>Labidocera minuta</i>	<i>Sapphirina auronitens</i>
<i>Centropages furcatus</i>	<i>Lucicutia ovalis</i>	<i>Sapphirina nigromaculata</i>
<i>Copilia mirabilis</i>	<i>Macrosetella gracilis</i>	<i>Scolecithrix danae</i>
<i>Corycaeus agilis</i>	<i>Metridia longa</i>	<i>Temora discaudata</i>
<i>Corycaeus catus</i>	<i>Microsetella rosea</i>	<i>Temora longicornis</i>
<i>Corycaeus latus</i>	<i>Nannocalanus minor</i>	<i>Temora stylifera</i>
<i>Corycaeus pumilus</i>	<i>Neocalanus gracilis</i>	<i>Undeuchaeta plumosa</i>
<i>Corycaeus speciosus</i>	<i>Neocalanus tenuicornis</i>	<i>Undinula caroli</i>
<i>Eucalanus attenuatus</i>	<i>Oncaea minuta</i>	<i>Undinula vulgaris</i>
<i>Eucalanus crassus</i>	<i>Oncaea similis</i>	
<i>Eucalanus elongatus</i>	<i>Oncaea venusta</i>	

5187. Lat. $9^{\circ}16'45''$ N., long. $123^{\circ}21'15''$ E.; off Negros, Philippine Islands; March 31, 1908; [between 225-0 fathoms; surface?]; 1 species

Eucalanus elongatus

5190. Lat. $10^{\circ}08'15''$ N., long. $123^{\circ}16'45''$ E.; east coast of Negros, Philippine Islands; April 1, 1908; 250-0 fathoms; 60 species

<i>Acartia danae</i>	<i>Euchaeta marina</i>	<i>Pleuromamma gracilis</i>
<i>Acrocalanus gibber</i>	<i>Euchaeta spinosa</i>	<i>Pleuromamma xiphias</i>
<i>Acrocalanus gracilis</i>	<i>Euchirella intermedia</i>	<i>Pontellina plumata</i>
<i>Bradyidius armatus</i>	<i>Euchirella pulchra</i>	<i>Pseudocalanus minutus</i>
<i>Calanopia elliptica</i>	<i>Haloptilus angusticeps</i>	<i>Rhincalanus cornutus</i>
<i>Candacia armata</i>	<i>Haloptilus longicornis</i>	<i>Rhincalanus nasutus</i>
<i>Candacia pachydaetyla</i>	<i>Labidocera acuta</i>	<i>Sapphirina angusta</i>
<i>Candacia simplex</i>	<i>Lucicutia flavicornis</i>	<i>Sapphirina auronitens</i>
<i>Canthocalanus pauper</i>	<i>Lucicutia lucida</i>	<i>Sapphirina nigromaculata</i>
<i>Centropages furcatus</i>	<i>Metridia longa</i>	<i>Scolecithricella abyssalis</i>
<i>Copilia mirabilis</i>	<i>Nannocalanus minor</i>	<i>Scolecithricella auropecten</i>
<i>Copilia quadrata</i>	<i>Neocalanus gracilis</i>	
<i>Corycaeus agilis</i>	<i>Oithona similis</i>	<i>Scolecithricella bradyi</i>
<i>Corycaeus latus</i>	<i>Oncaea ornata</i>	<i>Scolecithrix danae</i>
<i>Corycaeus lautus</i>	<i>Oncaea similis</i>	<i>Temora discaudata</i>
<i>Corycaeus longistylis</i>	<i>Oncaea venusta</i>	<i>Temora longicornis</i>
<i>Corycaeus speciosus</i>	<i>Pachyptilus abbreviatus</i>	<i>Temora stylifera</i>
<i>Euaetideus bradyi</i>	<i>Paracalanus parvus</i>	<i>Undinula caroli</i>
<i>Eucalanus attenuatus</i>	<i>Phaëna spinifera</i>	<i>Undinula darwinii</i>
<i>Eucalanus elongatus</i>	<i>Pleuromamma abdomi-</i>	<i>Undinula vulgaris</i>
<i>Eucalanus mucronatus</i>	<i>nalis</i>	

5191. Lat. $10^{\circ}29'45''$ N., long. $123^{\circ}31'15''$ E.; Tanon Strait, Philippine Islands; April 2, 1908; surface; 3 species

<i>Labidocera acuta</i>	<i>Nannocalanus minor</i>	<i>Undinula vulgaris</i>
-------------------------	---------------------------	--------------------------

5196. Lat. $10^{\circ}44'30''$ N., long. $124^{\circ}07'30''$ E.; off northern Cebu, Philippine Islands; April 3, 1908; surface; 36 species

<i>Acartia danae</i>	<i>Eucalanus elongatus</i>	<i>Pleuromamma piseki</i>
<i>Calanopia elliptica</i>	<i>Euchaeta marina</i>	<i>Pleuromamma robusta</i>
<i>Calanopia minor</i>	<i>Euchaeta spinosa</i>	<i>Pleuromamma xiphias</i>
<i>Calocalanus pavo</i>	<i>Euchirella intermedia</i>	<i>Pontellina plumata</i>
<i>Candacia armata</i>	<i>Farranula gibbula</i>	<i>Sapphirina angusta</i>
<i>Candacia bispinosa</i>	<i>Labidocera acuta</i>	<i>Sapphirina auronitens</i>
<i>Candacia simplex</i>	<i>Metridia lucens</i>	<i>Sapphirina nigromaculata</i>
<i>Canthocalanus pauper</i>	<i>Nannocalanus minor</i>	<i>Sapphirina sali</i>
<i>Centropages calaninus</i>	<i>Neocalanus gracilis</i>	<i>Temora stylifera</i>
<i>Centropages furcatus</i>	<i>Oncaea venusta</i>	<i>Undinula caroli</i>
<i>Centropages gracilis</i>	<i>Pleuromamma abdomi-</i>	<i>Undinula vulgaris</i>
<i>Corycaeus agilis</i>	<i>nalis</i>	
<i>Corycaeus speciosus</i>	<i>Pleuromamma gracilis</i>	

5199. Lat. $9^{\circ}31'50''$ N., long. $124^{\circ}40'$ E.; off Pamilacan, western Bohol Island, Philippine Islands; surface; 2 species

<i>Temora stylifera</i>	<i>Undinula darwinii</i>
-------------------------	--------------------------

5208. Lat. $11^{\circ}45'53''$ N., long. $124^{\circ}42'50''$ E.; off western Samar, Philippine Islands; April 14, 1908; surface; 23 species

<i>Acartia danae</i>	<i>Corycaeus latus</i>	<i>Nannocalanus minor</i>
<i>Acartia laxa</i>	<i>Corycaeus limbatus</i>	<i>Oithona similis</i>
<i>Acrocalanus gibber</i>	<i>Eucalanus attenuatus</i>	<i>Oncaea venusta</i>
<i>Acrocalanus gracilis</i>	<i>Farranula carinata</i>	<i>Paracalanus parvus</i>
<i>Acrocalanus longicornis</i>	<i>Farranula gracilis</i>	<i>Pseudocalanus minutus</i>
<i>Centropages furcatus</i>	<i>Labidocera minuta</i>	<i>Sapphirina ovato-</i>
<i>Chiridiid armatus</i>	<i>Lucicutia curta</i>	<i>lanceolata</i>
<i>Clausocalanus arcuicornis</i>	<i>Macrosetella gracilis</i>	<i>Temora stylifera</i>

5209. Lat. $11^{\circ}45'25''$ N., long. $124^{\circ}48'05''$ E.; off western Samar, Philippine Islands; April 14, 1908; surface; 18 species

<i>Acartia danae</i>	<i>Corycaeus speciosus</i>	<i>Oithona linearis</i>
<i>Acartia laxa</i>	<i>Eucalanus monachus</i>	<i>Paracalanus parvus</i>
<i>Acrocalanus longicornis</i>	<i>Farranula carinata</i>	<i>Pseudocalanus minutus</i>
<i>Canthocalanus pauper</i>	<i>Farranula rostrata</i>	<i>Sapphirina angusta</i>
<i>Centropages furcatus</i>	<i>Labidocera acuta</i>	<i>Temora discaudata</i>
<i>Corycaeus latus</i>	<i>Neocalanus gracilis</i>	<i>Temora stylifera</i>

5211. Lat. $11^{\circ}51'35''$ N., long. $124^{\circ}14'$ E.; east of Masbate, Philippine Islands; April 17, 1908; surface; 4 species

<i>Labidocera acuta</i>	<i>Pseudocalanus minutus</i>	<i>Undinula vulgaris</i>
<i>Labidocera detruncata</i>		

5219. Lat. $13^{\circ}21'$ N., long. $122^{\circ}18'45''$ E.; Santa Cruz Harbor, Philippine Islands; April 23, 1908; surface; 2 species

<i>Paracalanus parvus</i>	<i>Pseudocalanus minutus</i>
---------------------------	------------------------------

5221. Lat. $13^{\circ}38'15''$ N., long. $121^{\circ}48'15''$ E.; between Marinduque and Luzón, Philippine Islands; April 24, 1908; [surface?]; 1 species

<i>Scottocalanus securifrons</i>

5223. Lat. $13^{\circ}36'$ N., long. $121^{\circ}25'30''$ E.; off Santa Cruz, Philippine Islands; April 24, 1908; surface; 69 species

<i>Acartia danae</i>	<i>Centropages furcatus</i>	<i>Farranula concinna</i>
<i>Acrocalanus gibber</i>	<i>Copilia mirabilis</i>	<i>Farranula gibbula</i>
<i>Acrocalanus gracilis</i>	<i>Copilia quadrata</i>	<i>Labidocera acuta</i>
<i>Acrocalanus monachus</i>	<i>Corycaeus agilis</i>	<i>Labidocera minuta</i>
<i>Amalothrix propinqua</i>	<i>Corycaeus latus</i>	<i>Lucicutia ovalis</i>
<i>Calanopia elliptica</i>	<i>Corycaeus longistylis</i>	<i>Macrosetella gracilis</i>
<i>Calanopia minor</i>	<i>Corycaeus speciosus</i>	<i>Nannocalanus minor</i>
<i>Calanopia thompsoni</i>	<i>Corycaeus typicus</i>	<i>Neocalanus tenuicornis</i>
<i>Caligus latifrons</i>	<i>Eucalanus attenuatus</i>	<i>Oncaea similis</i>
<i>Candacia aethiopica</i>	<i>Eucalanus crassus</i>	<i>Oncaea venusta</i>
<i>Candacia bispinosa</i>	<i>Eucalanus elongatus</i>	<i>Paracalanus parvus</i>
<i>Candacia norvegica</i>	<i>Eucalanus mucronatus</i>	<i>Pleuromamma gracilis</i>
<i>Candacia simplex</i>	<i>Eucalanus subcrassus</i>	<i>Pleuromamma xiphias</i>
<i>Candacia varicans</i>	<i>Eucalanus subtenuis</i>	<i>Pontella atlantica</i>
<i>Centropages calaninus</i>	<i>Euchaeta marina</i>	<i>Pontella chierchiaae</i>

5223. Lat. 13°36' N., long. 121°25'30'' E.; off Santa Cruz, Philippine Islands; April 24, 1908; surface; 69 species—Continued

<i>Pontella fera</i>	<i>Pseudanthessius pacificus</i>	<i>Scolecithricella dentata</i>
<i>Pontella gracilis</i>	<i>Pseudocalanus minutus</i>	<i>Scolecithrix danae</i>
<i>Pontellina plumata</i>	<i>Rhincalanus nasutus</i>	<i>Temora discaudata</i>
<i>Pontellopsis armata</i>	<i>Sapphirina auronitens</i>	<i>Temora longicornis</i>
<i>Pontellopsis brevis</i>	<i>Sapphirina bicuspidata</i>	<i>Temora stylifera</i>
<i>Pontellopsis globosa</i>	<i>Sapphirina metallina</i>	<i>Undeuchaeta major</i>
<i>Pontellopsis regalis</i>	<i>Sapphirina nigromaculata</i>	<i>Undinula caroli</i>
<i>Pontellopsis sinuata</i>	<i>Sapphirina stellata</i>	<i>Undinula vulgaris</i>

5224. Lat. 13°34'50'' N., long. 121°21'45'' E.; Marinduque to Luzón, Philippine Islands; April 24, 1908; surface; 28 species

<i>Candacia aethiopica</i>	<i>Euchaeta marina</i>	<i>Oncaea notopa</i>
<i>Candacia bipinnata</i>	<i>Euchaeta spinosa</i>	<i>Parenchaeta incisa</i>
<i>Candacia simplex</i>	<i>Euchirella brevis</i>	<i>Pleuromamma abdomi-</i>
<i>Centropages furcatus</i>	<i>Euchirella intermedia</i>	<i>nalis</i>
<i>Copilia mirabilis</i>	<i>Euchirella messinensis</i>	<i>Pleuromamma gracilis</i>
<i>Copilia vitrea</i>	<i>Gaidius brevispinus</i>	<i>Pleuromamma xiphias</i>
<i>Eucalanus attenuatus</i>	<i>Labidocera acuta</i>	<i>Sapphirina auronitens</i>
<i>Eucalanus elongatus</i>	<i>Nannocalanus minor</i>	<i>Undinula caroli</i>
<i>Eucalanus suberassus</i>	<i>Neocalanus gracilis</i>	<i>Undinula vulgaris</i>
<i>Euchaeta acuta</i>	<i>Oithona similis</i>	

5225. Lat. 14°13'24'' N., long. 120°32'36'' E.; off Corregidor, China Sea; May 4, 1908; 40-0 fathoms; 51 species

<i>Acartia negligens</i>	<i>Euaugaptilus elongatus</i>	<i>Oncaea minuta</i>
<i>Acrocalanus gracilis</i>	<i>Eucalanus attenuatus</i>	<i>Oncaea similis</i>
<i>Calanopia elliptica</i>	<i>Eucalanus crassus</i>	<i>Oncaea venusta</i>
<i>Calanopia minor</i>	<i>Eucalanus elongatus</i>	<i>Pachos punctatum</i>
<i>Candacia bipinnata</i>	<i>Eucalanus monachus</i>	<i>Phaëna spinifera</i>
<i>Candacia bispinosa</i>	<i>Eucalanus mucronatus</i>	<i>Pseudocalanus minutus</i>
<i>Candacia simplex</i>	<i>Eucalanus suberassus</i>	<i>Rhincalanus cornutus</i>
<i>Canthocalanus pauper</i>	<i>Eucalanus subtenuis</i>	<i>Rhincalanus nasutus</i>
<i>Centropages furcatus</i>	<i>Euchaeta acuta</i>	<i>Sapphirina auronitens</i>
<i>Copilia mirabilis</i>	<i>Euchaeta marina</i>	<i>Sapphirina nigromaculata</i>
<i>Copilia quadrata</i>	<i>Labidocera acuta</i>	<i>Sapphirina opalina</i>
<i>Corycaeus agilis</i>	<i>Labidocera minuta</i>	<i>Scolecithrix danae</i>
<i>Corycaeus latus</i>	<i>Labidocera orsinii</i>	<i>Temora discaudata</i>
<i>Corycaeus limbatus</i>	<i>Labidocera pavo</i>	<i>Temora longicornis</i>
<i>Corycaeus pumilus</i>	<i>Nannocalanus minor</i>	<i>Temora stylifera</i>
<i>Corycaeus speciosus</i>	<i>Neocalanus gracilis</i>	<i>Undinula caroli</i>
<i>Disseta palumboi</i>	<i>Oithona similis</i>	<i>Undinula vulgaris</i>

5226. Lat. 14°12'15'' N., long. 120°32'24'' E.; off Corregidor, China Sea; May 4, 1908; surface; 33 species

<i>Acartia danae</i>	<i>Calanopia minor</i>	<i>Corycaeus pumilus</i>
<i>Acrocalanus gibber</i>	<i>Candacia simplex</i>	<i>Eucalanus attenuatus</i>
<i>Acrocalanus gracilis</i>	<i>Centropages furcatus</i>	<i>Eucalanus crassus</i>
<i>Acrocalanus monachus</i>	<i>Centropages violaceus</i>	<i>Eucalanus mucronatus</i>
<i>Aegisthus spinulosus</i>	<i>Copilia mirabilis</i>	<i>Eucalanus suberassus</i>
<i>Aetideus armatus</i>	<i>Copilia quadrata</i>	<i>Euchaeta marina</i>

5226. Lat. 14°12'15" N., long. 120°32'24" E.; off Corregidor, China Sea; May 4, 1908; surface; 33 species—Continued

<i>Euchaeta spinosa</i>	<i>Paracalanus parvus</i>	<i>Temora discaudata</i>
<i>Farranula gibbula</i>	<i>Pontella chierchiae</i>	<i>Temora longicornis</i>
<i>Labidocera acuta</i>	<i>Pseudocalanus minutus</i>	<i>Temora stylifera</i>
<i>Oncaea minuta</i>	<i>Scolecithrix danae</i>	<i>Undinula caroli</i>
<i>Oncaea ornata</i>	<i>Spinocalanus magnus</i>	<i>Undinula vulgaris</i>

5227. Lat. 12°53'45" N., long. 121°52'30" E.; east of Mindoro, Philippine Islands; May 5, 1908; 290-0 fathoms; 64 species

<i>Acartia danae</i>	<i>Euchaeta spinosa</i>	<i>Pareuchaeta erebi</i>
<i>Acrocalanus gracilis</i>	<i>Euchirella bitumida</i>	<i>Pareuchaeta gracilis</i>
<i>Aegisthus spinulosus</i>	<i>Euchirella brevis</i>	<i>Pleuromamma abdomi-</i>
<i>Aetideus armatus</i>	<i>Euchirella curticauda</i>	<i>nalis</i>
<i>Augaptilus megalurus</i>	<i>Euchirella galeata</i>	<i>Pleuromamma gracilis</i>
<i>Bradyidius similis</i>	<i>Euchirella intermedia</i>	<i>Pleuromamma piseki</i>
<i>Candacia simplex</i>	<i>Euchirella messinensis</i>	<i>Pleuromamma xiphias</i>
<i>Centropages violaceus</i>	<i>Farranula rostrata</i>	<i>Rhincalanus cornutus</i>
<i>Chiridius obtusifrons</i>	<i>Gaetanus latifrons</i>	<i>Rhincalanus nasutus</i>
<i>Chirundina streetsi</i>	<i>Gaidius brevispinus</i>	<i>Sapphirina angusta</i>
<i>Copilia mirabilis</i>	<i>Gaidius tenuispinus</i>	<i>Sapphirina auronitens</i>
<i>Copilia quadrata</i>	<i>Haloptilus ornatus</i>	<i>Sapphirina nigromaculata</i>
<i>Corycaeus agilis</i>	<i>Heterorhabdus papilliger</i>	<i>Sapphirina opalina</i>
<i>Corycaeus longistylis</i>	<i>Lucicutia longicornis</i>	<i>Scolecithrix danae</i>
<i>Euaetideus giesbrechti</i>	<i>Lucicutia tenuicauda</i>	<i>Scottocalanus persecans</i>
<i>Eucalanus attenuatus</i>	<i>Macrosetella gracilis</i>	<i>Scottocalanus securifrons</i>
<i>Eucalanus elongatus</i>	<i>Metridia longa</i>	<i>Scottocalanus thomasi</i>
<i>Eucalanus monachus</i>	<i>Metridia princeps</i>	<i>Temora longicornis</i>
<i>Eucalanus mucronatus</i>	<i>Oithona similis</i>	<i>Undeuchaeta major</i>
<i>Euchaeta acuta</i>	<i>Oncaea minuta</i>	<i>Undeuchaeta plumosa</i>
<i>Euchaeta marina</i>	<i>Paracalanus nanus</i>	<i>Undinula vulgaris</i>
<i>Euchaeta media</i>	<i>Paracalanus parvus</i>	

5228. Lat. 12°29'30" N., long. 122°15'45" E.; south of Romblon, Philippine Islands; May 5, 1908; surface; 37 species

<i>Acrocalanus gibber</i>	<i>Eucalanus monachus</i>	<i>Pleuromamma xiphias</i>
<i>Acrocalanus gracilis</i>	<i>Euchaeta spinosa</i>	<i>Pontellopsis armata</i>
<i>Calanopia elliptica</i>	<i>Farranula gibbula</i>	<i>Pontellopsis villosus</i>
<i>Calanopia minor</i>	<i>Labidocera acuta</i>	<i>Rhincalanus cornutus</i>
<i>Candacia simplex</i>	<i>Labidocera krøyeri</i>	<i>Rhincalanus nasutus</i>
<i>Canthocalanus pauper</i>	<i>Labidocera minuta</i>	<i>Temora discaudata</i>
<i>Centropages furcatus</i>	<i>Lucicutia flavicornis</i>	<i>Temora longicornis</i>
<i>Copilia mirabilis</i>	<i>Lucicutia longicornis</i>	<i>Temora stylifera</i>
<i>Dysgamus ariommus</i>	<i>Metridia princeps</i>	<i>Undeuchaeta major</i>
<i>Eucalanus attenuatus</i>	<i>Nannocalanus minor</i>	<i>Undinula caroli</i>
<i>Eucalanus bungii</i>	<i>Oithona similis</i>	<i>Undinula vulgaris</i>
<i>Eucalanus crassus</i>	<i>Oncaea similis</i>	
<i>Eucalanus elongatus</i>	<i>Oncaea venusta</i>	

5229. Lat. 10°48'45" N., long. 124°21'15" E.; between Cebu and Leyte, Philippine Islands; May 7, 1908; 150-0 fathoms; 27 species

<i>Candacia simplex</i>	<i>Copilia quadrata</i>	<i>Corycaeus longistylis</i>
<i>Copilia mirabilis</i>	<i>Corycaeus latus</i>	<i>Corycaeus speciosus</i>

5229. Lat. 10°48'45" N., long. 124°21'15" E.; between Cebu and Leyte, Philippine Islands; May 7, 1908; 150-0 fathoms; 27 species—Continued

<i>Eucalanus attenuatus</i>	<i>Lucicutia flavicornis</i>	<i>Pleuromamma xiphias</i>
<i>Eucalanus crassus</i>	<i>Nannocalanus minor</i>	<i>Rhincalanus nasutus</i>
<i>Eucalanus elongatus</i>	<i>Paracalanus nanus</i>	<i>Sapphirina metallina</i>
<i>Eucalanus mucronatus</i>	<i>Paracalanus parvus</i>	<i>Scolecithricella auropecten</i>
<i>Euchaeta marina</i>	<i>Pareuchaeta incisa</i>	
<i>Euchaeta spinosa</i>	<i>Phaëna spinifera</i>	<i>Undinula vulgaris</i>
<i>Euchirella brevis</i>	<i>Pleuromamma gracilis</i>	
<i>Labidocera acuta</i>	<i>Pleuromamma piseki</i>	

5230. Lat. 10°01'50" N., long. 124°42'30" E.; between Bohol and Leyte, Philippine Islands; May 7, 1908; surface; 24 species

<i>Acartia danae</i>	<i>Copilia mirabilis</i>	<i>Macrosetella gracilis</i>
<i>Acartia negligens</i>	<i>Corycaeus speciosus</i>	<i>Neocalanus gracilis</i>
<i>Acrocalanus gracilis</i>	<i>Eucalanus subcrassus</i>	<i>Sapphirina salpae</i>
<i>Calanopia elliptica</i>	<i>Eucalanus subtennis</i>	<i>Scaphocalanus medius</i>
<i>Calanopia minor</i>	<i>Euchirella intermedia</i>	<i>Scolecithricella dentata</i>
<i>Candacia armata</i>	<i>Gaidius brevispinus</i>	<i>Temora discaudata</i>
<i>Candacia simplex</i>	<i>Labidocera acuta</i>	<i>Temora styliifera</i>
<i>Centropages furcatus</i>	<i>Lucicutia flavicornis</i>	<i>Undinula vulgaris</i>

5231. Lat. 10°01'15" N., long. 124°43'15" E.; between Bohol and Leyte, Philippine Islands; May 7, 1908; 80-0 fathoms; 84 species

<i>Acartia danae</i>	<i>Euchirella curticauda</i>	<i>Pleuromamma gracilis</i>
<i>Acartia laxa</i>	<i>Euchirella galeata</i>	<i>Pleuromamma robusta</i>
<i>Acrocalanus gracilis</i>	<i>Euchirella pulchra</i>	<i>Pleuromamma xiphias</i>
<i>Amalothrix propinqua</i>	<i>Farranula rostrata</i>	<i>Pontellina plumata</i>
<i>Arietellus aculeatus</i>	<i>Gaidius tenuispinus</i>	<i>Pseudocalanus minutus</i>
<i>Calanopia elliptica</i>	<i>Heterorhabdus papilliger</i>	<i>Rhincalanus nasutus</i>
<i>Calanopia minor</i>	<i>Heterorhabdus robustus</i>	<i>Sapphirina angusta</i>
<i>Candacia armata</i>	<i>Heterorhabdus spinifrons</i>	<i>Sapphirina nigromaculata</i>
<i>Candacia simplex</i>	<i>Labidocera acuta</i>	<i>Sapphirina opalina</i>
<i>Canthocalanus pauper</i>	<i>Labidocera minuta</i>	<i>Sapphirina ovatolanceolata</i>
<i>Centropages furcatus</i>	<i>Lucicutia flavicornis</i>	<i>Scaphocalanus echinatus</i>
<i>Chiridius armatus</i>	<i>Lucicutia tenuicauda</i>	<i>Scaphocalanus insolitus</i>
<i>Chirundina streetsi</i>	<i>Nannocalanus minor</i>	<i>Scaphocalanus magnus</i>
<i>Clausocalanus arcuicornis</i>	<i>Oithona similis</i>	<i>Scaphocalanus robustus</i>
<i>Corycaeus limbatus</i>	<i>Oncaea conifera</i>	<i>Scolecithricella abyssalis</i>
<i>Corycaeus speciosus</i>	<i>Oncaea minuta</i>	<i>Scolecithricella auropecten</i>
<i>Disseta palumboi</i>	<i>Oncaea venusta</i>	
<i>Euaugaptilus nodifrons</i>	<i>Onchocalanus cristatus</i>	
<i>Eucalanus attenuatus</i>	<i>Onchocalanus hirtipes</i>	<i>Scottocalanus farrani</i>
<i>Eucalanus bungii</i>	<i>Paracalanus nanus</i>	<i>Scottocalanus helenae</i>
<i>Eucalanus elongatus</i>	<i>Paracalanus parvus</i>	<i>Scottocalanus persecans</i>
<i>Eucalanus monachus</i>	<i>Paraugaptilus buchani</i>	<i>Scottocalanus securifrons</i>
<i>Eucalanus mucronatus</i>	<i>Pareuchaeta bradyi</i>	<i>Scottocalanus setosus</i>
<i>Eucalanus subcrassus</i>	<i>Pareuchaeta gracilis</i>	<i>Scottocalanus thomasi</i>
<i>Euchaeta acuta</i>	<i>Pareuchaeta incisa</i>	<i>Scottocalanus longispinus</i>
<i>Euchaeta marina</i>	<i>Pareuchaeta norvegica</i>	<i>Temora styliifera</i>
<i>Euchaeta pubera</i>	<i>Phaëna spinifera</i>	<i>Undeuchaeta major</i>
<i>Euchaeta spinosa</i>	<i>Pleuromamma abdominalis</i>	<i>Undeuchaeta plumosa</i>
<i>Euchirella brevis</i>		<i>Undinula caroli</i>

5232. Lat. $10^{\circ}00'45''$ N., long. $124^{\circ}44'06''$ E.; between Bohol and Leyte, Philippine Islands; May 7, 1908; surface; 18 species

<i>Acartia danae</i>	<i>Eucalanus attenuatus</i>	<i>Paracalanus parvus</i>
<i>Acrocalanus gibber</i>	<i>Eucalanus pileatus</i>	<i>Pseudocalanus minutus</i>
<i>Calanopia elliptica</i>	<i>Eucalanus subtenis</i>	<i>Sapphirina longifurea</i>
<i>Calanopia minor</i>	<i>Euchirella bitumida</i>	<i>Temora longicornis</i>
<i>Candacia bispinosa</i>	<i>Labidocera acuta</i>	<i>Temora stylifera</i>
<i>Centropages furcatus</i>	<i>Lucicutia longicornis</i>	<i>Vettoria granulosa</i>

5233. Lat. $10^{\circ}00'22''$ N., long. $124^{\circ}45'06''$ E.; between Bohol and Leyte, Philippine Islands; May 7, 1908; 100-0 fathoms; 65 species

<i>Acartia danae</i>	<i>Euchirella brevis</i>	<i>Pleuromamma abdomi-</i>
<i>Acartia negligens</i>	<i>Euchirella curticauda</i>	<i>nalis</i>
<i>Acrocalanus gibber</i>	<i>Euchirella galeata</i>	<i>Pleuromamma gracilis</i>
<i>Acrocalanus gracilis</i>	<i>Euchirella intermedia</i>	<i>Pleuromamma robusta</i>
<i>Aetideus armatus</i>	<i>Euchirella maxima</i>	<i>Pleuromamma xiphias</i>
<i>Amallothrix gracilis</i>	<i>Farranula carinata</i>	<i>Rhincalanus cornutus</i>
<i>Amallothrix obtusifrons</i>	<i>Gaidius brevispinus</i>	<i>Rhincalanus nasutus</i>
<i>Amallothrix propinqua</i>	<i>Haloptilus angusticeps</i>	<i>Sapphirina nigromaculata</i>
<i>Calanopia aurivillii</i>	<i>Heterorhabdus norvegicus</i>	<i>Sapphirina opalina</i>
<i>Candacia bispinosa</i>	<i>Heterorhabdus papilliger</i>	<i>Scaphocalanus affinis</i>
<i>Candacia simplex</i>	<i>Heterorhabdus spinifrons</i>	<i>Scaphocalanus robustus</i>
<i>Centropages furcatus</i>	<i>Lucicutia flavicornis</i>	<i>Scaphocalanus subbrevis-</i>
<i>Clausocalanus furcatus</i>	<i>Lucicutia gemina</i>	<i>cornis</i>
<i>Eucalanus attenuatus</i>	<i>Lucicutia longicornis</i>	<i>Scolecithricella auropec-</i>
<i>Eucalanus crassus</i>	<i>Lucicutia lucida</i>	<i>ten</i>
<i>Eucalanus elongatus</i>	<i>Lucicutia tenuicauda</i>	<i>Scolecithricella bradyi</i>
<i>Eucalanus monachus</i>	<i>Neocalanus gracilis</i>	<i>Scottocalanus longispinus</i>
<i>Eucalanus mucronatus</i>	<i>Oncaea minuta</i>	<i>Scottocalanus thomasi</i>
<i>Eucalanus suberassus</i>	<i>Oncaea venusta</i>	<i>Temora stylifera</i>
<i>Euchaeta acuta</i>	<i>Paracalanus parvus</i>	<i>Undeuchaeta major</i>
<i>Euchaeta marina</i>	<i>Pareuchaeta incisa</i>	<i>Undeuchaeta plumosa</i>
<i>Euchaeta spinosa</i>	<i>Phaenna spinifera</i>	<i>Undinula darwinii</i>
<i>Euchirella bitumida</i>		<i>Valdiviella insignis</i>

5234. Lat. $10^{\circ}00'$ N., long. $124^{\circ}46'06''$ E.; between Bohol and Leyte, Philippine Islands; May 7, 1908; 15-0 fathoms; 29 species

<i>Acartia danae</i>	<i>Eucalanus monachus</i>	<i>Pleuromamma gracilis</i>
<i>Acartia longiremis</i>	<i>Farranula carinata</i>	<i>Pleuromamma piseki</i>
<i>Acrocalanus gracilis</i>	<i>Heterorhabdus norvegicus</i>	<i>Pontellopsis armata</i>
<i>Anomalocera patersonii</i>	<i>Microsetella rosea</i>	<i>Pseudocalanus minutus</i>
<i>Calanopia aurivillii</i>	<i>Nannocalanus minor</i>	<i>Rhincalanus nasutus</i>
<i>Candacia bipinnata</i>	<i>Neocalanus gracilis</i>	<i>Sapphirina angusta</i>
<i>Copilia quadrata</i>	<i>Neocalanus robustior</i>	<i>Sapphirina auronitens</i>
<i>Corycaeus agilis</i>	<i>Oncaea minuta</i>	<i>Temora stylifera</i>
<i>Corycaeus latus</i>	<i>Pleuromamma abdomi-</i>	<i>Undeuchaeta plumosa</i>
<i>Eucalanus attenuatus</i>	<i>nalis</i>	<i>Undinula caroli</i>

5240. Lat. $6^{\circ}49'36''$ N., long. $126^{\circ}15'$ E.; Pujada Bay, Mindanao, Philippine Islands; May 14, 1908; 115-0 fathoms; 42 species

<i>Acrocalanus gibber</i>	<i>Acrocalanus longicornis</i>	<i>Copilia mirabilis</i>
<i>Acrocalanus gracilis</i>	<i>Candacia simplex</i>	<i>Copilia quadrata</i>

5240. Lat. 6°49'36" N., long. 126°15' E.; Pujada Bay, Mindanao, Philippine Islands;
May 14, 1908; 115-0 fathoms; 42 species—Continued

<i>Corycaeus agilis</i>	<i>Haloptilus spiniceps</i>	<i>Rhincalanus cornutus</i>
<i>Corycaeus limbatus</i>	<i>Lucicutia flavicornis</i>	<i>Sapphirina auronitens</i>
<i>Corycaeus longistylis</i>	<i>Lucicutia tenuicauda</i>	<i>Sapphirina stellata</i>
<i>Corycaeus speciosus</i>	<i>Mecynocera clausi</i>	<i>Scolecithricella auro-</i>
<i>Eucalanus attenuatus</i>	<i>Neocalanus gracilis</i>	<i>pecten</i>
<i>Eucalanus elongatus</i>	<i>Oithona similis</i>	<i>Scolecithrix danae</i>
<i>Euchaeta marina</i>	<i>Oncaea minuta</i>	<i>Scottocalanus longispinus</i>
<i>Euchaeta spinosa</i>	<i>Oncaea ornata</i>	<i>Temora discaudata</i>
<i>Farranula concinna</i>	<i>Oncaea similis</i>	<i>Temora stylifera</i>
<i>Haloptilus acutifrons</i>	<i>Paracalanus parvus</i>	<i>Undinula caroli</i>
<i>Haloptilus angusticeps</i>	<i>Phaëna spinifera</i>	<i>Undinula vulgaris</i>
<i>Haloptilus longicornis</i>	<i>Pleuromamma gracilis</i>	
<i>Haloptilus ornatus</i>	<i>Pontella fera</i>	

5246. Lat. 6°29'15" N., long. 126°18'45" E.; east of Mindanao; May 15, 1908;
100-0 fathoms; 75 species

<i>Acartia longiremis</i>	<i>Euchirella brevis</i>	<i>Phaëna spinifera</i>
<i>Acrocalanus gracilis</i>	<i>Euchirella curticauda</i>	<i>Pleuromamma gracilis</i>
<i>Acrocalanus monachus</i>	<i>Euchirella galeata</i>	<i>Pleuromamma piseki</i>
<i>Augaptilus longicaudatus</i>	<i>Euchirella intermedia</i>	<i>Pleuromamma quadrungu-</i>
<i>Calanoides brevicornis</i>	<i>Farranula carinata</i>	<i>lata</i>
<i>Calanopia elliptica</i>	<i>Farranula gibbula</i>	<i>Pleuromamma robusta</i>
<i>Calanopia minor</i>	<i>Gaetanus minor</i>	<i>Pleuromamma xiphias</i>
<i>Calanus tonsus</i>	<i>Gaidius tenuispinus</i>	<i>Pontella fera</i>
<i>Candacia simplex</i>	<i>Haloptilus bulliceus</i>	<i>Pontellina plumata</i>
<i>Centropages gracilis</i>	<i>Haloptilus longicornis</i>	<i>Rhincalanus cornutus</i>
<i>Centropages violaceus</i>	<i>Haloptilus spiniceps</i>	<i>Sapphirina nigromaculata</i>
<i>Copilia denticulata</i>	<i>Heterorhabdus spinifrons</i>	<i>Scolecithricella auro-</i>
<i>Copilia quadrata</i>	<i>Lucicutia flavicornis</i>	<i>pecten</i>
<i>Corycaeus flaccus</i>	<i>Lucicutia tenuicauda</i>	<i>Scolecithricella dentata</i>
<i>Corycaeus furcifer</i>	<i>Miracia efferata</i>	<i>Scolecithrix danae</i>
<i>Corycaeus limbatus</i>	<i>Monacilla semispina</i>	<i>Scottocalanus longispinus</i>
<i>Corycaeus longistylis</i>	<i>Monacilla typica</i>	<i>Scottocalanus securifrons</i>
<i>Corycaeus speciosus</i>	<i>Nannocalanus minor</i>	<i>Temora stylifera</i>
<i>Corycaeus typicus</i>	<i>Neocalanus gracilis</i>	<i>Temora turbinata</i>
<i>Euaetideus giesbrechti</i>	<i>Oithona linearis</i>	<i>Tortanus gracilis</i>
<i>Eucalanus attenuatus</i>	<i>Oithona similis</i>	<i>Tortanus murrayi</i>
<i>Eucalanus mucronatus</i>	<i>Oithona spinirostris</i>	<i>Undeuchaeta major</i>
<i>Euchaeta acuta</i>	<i>Oncaea conifera</i>	<i>Undeuchaeta plumosa</i>
<i>Euchaeta marina</i>	<i>Oncaea minuta</i>	<i>Undinula caroli</i>
<i>Euchaeta spinosa</i>	<i>Oncaea venusta</i>	<i>Undinula vulgaris</i>
<i>Euchirella bitumida</i>	<i>Paracalanus parvus</i>	

5247. Lat. 7°02' N., long. 125°38'45" E.; Gulf of Davao, Mindanao, Philippine
Islands; May 18, 1908; surface; 1 species

* *Corycaeus speciosus*

5258. Lat. 10°27'45" N., long. 122°12'30" E.; off southern Panay, Philippine
Islands; June 2, 1908; surface; 3 species

<i>Euchaeta marina</i>	<i>Undinula caroli</i>	<i>Undinula vulgaris</i>
------------------------	------------------------	--------------------------

5262. Lat. 12°37'30" N., long. 121°37'30" E., off eastern Mindoro, Philippine Islands; June 4, 1908; surface; 53 species

<i>Acartia danae</i>	<i>Corycaeus lautus</i>	<i>Metridia longa</i>
<i>Acartia negligens</i>	<i>Corycaeus limbatus</i>	<i>Microsetella norvegica</i>
<i>Acrocalanus gibber</i>	<i>Corycaeus longistylis</i>	<i>Nannocalanus minor</i>
<i>Acrocalanus gracilis</i>	<i>Corycaeus pumilus</i>	<i>Oithona similis</i>
<i>Acrocalanus longicornis</i>	<i>Corycaeus speciosus</i>	<i>Oncaea conifera</i>
<i>Acrocalanus monachus</i>	<i>Eucalanus attenuatus</i>	<i>Oncaea minuta</i>
<i>Aegisthus mucronatus</i>	<i>Eucalanus elongatus</i>	<i>Oncaea venusta</i>
<i>Aegisthus spinulosus</i>	<i>Eucalanus monachus</i>	<i>Paracalanus parvus</i>
<i>Calanopia aurivillii</i>	<i>Eucalanus subcrassus</i>	<i>Pontella surrecta</i>
<i>Calanopia elliptica</i>	<i>Euchaeta hebes</i>	<i>Pontellina plumata</i>
<i>Candacia bispinosa</i>	<i>Euchaeta marina</i>	<i>Pseudocalanus minutus</i>
<i>Candacia simplex</i>	<i>Farranula carinata</i>	<i>Temora discaudata</i>
<i>Centropages furcatus</i>	<i>Farranula gibbula</i>	<i>Temora longicornis</i>
<i>Centropages kryeri</i>	<i>Farranula rostrata</i>	<i>Temora stylifera</i>
<i>Clausocalanus arcuicornis</i>	<i>Labidocera acuta</i>	<i>Temora turbinata</i>
<i>Clytemnestra scutellata</i>	<i>Labidocera acutifrons</i>	<i>Undinula caroli</i>
<i>Copilia quadrata</i>	<i>Labidocera detruncata</i>	<i>Undinula vulgaris</i>
<i>Corycaeus agilis</i>	<i>Labidocera minuta</i>	

5263. Lat. 12°38'30" N., long. 121°37'30" E.; off eastern Mindoro, Philippine Islands; June 4, 1908; 65-0 fathoms; 75 species

<i>Acartia negligens</i>	<i>Euchirella intermedia</i>	<i>Pleuromamma gracilis</i>
<i>Acrocalanus gibber</i>	<i>Euchirella messinensis</i>	<i>Pleuromamma piseki</i>
<i>Amalothrix falcifer</i>	<i>Farranula gibbula</i>	<i>Pleuromamma quadrangulata</i>
<i>Calanopia elliptica</i>	<i>Farranula rostrata</i>	<i>Pleuromamma xiphias</i>
<i>Calanopia minor</i>	<i>Heterorhabdus papilliger</i>	<i>Pseudocalanus minutus</i>
<i>Candacia longimana</i>	<i>Heterorhabdus spinifrons</i>	<i>Ratania flava</i>
<i>Candacia simplex</i>	<i>Labidocera acuta</i>	<i>Rhincalanus cornutus</i>
<i>Centropages furcatus</i>	<i>Lucicutia flavicornis</i>	<i>Sapphirina angusta</i>
<i>Clausocalanus arcuicornis</i>	<i>Lucicutia tenuicauda</i>	<i>Sapphirina auronitens</i>
<i>Copilia mirabilis</i>	<i>Macrosetella gracilis</i>	<i>Sapphirina nigromaculata</i>
<i>Copilia quadrata</i>	<i>Metridia longa</i>	<i>Sapphirina salpae</i>
<i>Copilia vitrea</i>	<i>Nannocalanus minor</i>	<i>Sapphirina scarlata</i>
<i>Corycaeus agilis</i>	<i>Neocalanus gracilis</i>	<i>Scaphocalanus echinatus</i>
<i>Corycaeus limbatus</i>	<i>Oithona linearis</i>	<i>Scolecithricella abyssalis</i>
<i>Corycaeus ovalis</i>	<i>Oncaea conifera</i>	<i>Scolecithricella auropecten</i>
<i>Corycaeus pumilus</i>	<i>Oncaea minuta</i>	
<i>Corycaeus speciosus</i>	<i>Paracalanus aculeatus</i>	<i>Scolecithricella bradyi</i>
<i>Eucalanus attenuatus</i>	<i>Paracalanus parvus</i>	<i>Scolecithrix danae</i>
<i>Eucalanus elongatus</i>	<i>Pareuchaeta bisinuata</i>	<i>Scottocalanus persecans</i>
<i>Eucalanus monachus</i>	<i>Pareuchaeta gracilis</i>	<i>Temora discaudata</i>
<i>Eucalanus mucronatus</i>	<i>Pareuchaeta incisa</i>	<i>Temora longicornis</i>
<i>Euchaeta marina</i>	<i>Pareuchaeta tonsa</i>	<i>Temora stylifera</i>
<i>Euchaeta spinosa</i>	<i>Phaëna spinifera</i>	
<i>Euchirella bitumida</i>	<i>Pleuromamma abdominialis</i>	<i>Undeuchaeta major</i>
<i>Euchirella curticauda</i>		<i>Undeuchaeta plumosa</i>
<i>Euchirella galeata</i>	<i>Pleuromamma borealis</i>	<i>Undinula vulgaris</i>

5267. Lat. 13°42'20" N., long. 120°58'25" E.; Verde Island Passage, Philippine Islands; June 8, 1908; surface; 1 species

Labidocera minuta

5281. Lat. $13^{\circ}52'45''$ N., long. $120^{\circ}25'$ E.; off southern Luzón, Philippine Islands; July 18, 1908; surface; 1 species

Canthocalanus pauper

5284. Lat. $13^{\circ}42'05''$ N., long. $120^{\circ}30'45''$ E.; off southern Luzón, Philippine Islands; July 20, 1908; surface; 1 species

Neocalanus robustior

5285. Lat. $13^{\circ}39'36''$ N., long. $120^{\circ}32'55''$ E.; off southern Luzón, Philippine Islands; July 20, 1908; surface; 1 species

Chiridius armatus

5287. Lat. $13^{\circ}37'40''$ N., long. $120^{\circ}39'$ E.; off southern Luzón, Philippine Islands; July 20, 1908; 310–0 fathoms; 36 species

<i>Amalothrix emarginata</i>	<i>Gaetanus kruppii</i>	<i>Pareuchaeta scotti</i>
<i>Arietellus simplex</i>	<i>Gaetanus latifrons</i>	<i>Pareuchaeta tumidula</i>
<i>Centraugaptilus horridus</i>	<i>Gaetanus pileatus</i>	<i>Pennella</i> (immature)
<i>Euaugaptilus laticeps</i>	<i>Haloptilus ornatus</i>	<i>Pleuromamma xiphias</i>
<i>Eucalanus attenuatus</i>	<i>Lophothrix frontalis</i>	<i>Rhincalanus cornutus</i>
<i>Eucalanus elongatus</i>	<i>Lucicutia longicornis</i>	<i>Rhincalanus nasutus</i>
<i>Eucalanus mucronatus</i>	<i>Megacalanus longicornis</i>	<i>Sapphirina auronitens</i>
<i>Euchirella bitumida</i>	<i>Metridia atra</i>	<i>Scotocalanus longispinus</i>
<i>Euchirella curticauda</i>	<i>Metridia longa</i>	<i>Scotocalanus persecans</i>
<i>Euchirella intermedia</i>	<i>Metridia princeps</i>	<i>Scotocalanus securifrons</i>
<i>Euchirella rostrata</i>	<i>Pareuchaeta incisa</i>	<i>Tortanus forcipatus</i>
<i>Gaetanus curvispinus</i>	<i>Pareuchaeta sarsi</i>	<i>Undeuchaeta major</i>

5292. Lat. $13^{\circ}28'45''$ N., long. $121^{\circ}01'12''$ E.; off southern Luzón, Philippine Islands; July 23, 1901 [surface?]; 1 species

Lucicutia longicornis

5296. Lat. $13^{\circ}40'09''$ N., long. $120^{\circ}57'45''$ E.; off southern Luzón, Philippine Islands; July 24, 1908; surface; 4 species

<i>Euchirella bitumida</i>	<i>Gaetanus minor</i>	<i>Oncaea conifera</i>
<i>Farranula carinata</i>		

5299. Lat. $20^{\circ}05'$ N., long. $116^{\circ}05'$ E.; off southern Luzón, Philippine Islands; August 8, 1908; surface; 15 species

<i>Centropages furcatus</i>	<i>Labidocera detruncata</i>	<i>Paracalanus parvus</i>
<i>Eucalanus monachus</i>	<i>Labidocera minuta</i>	<i>Pontella fera</i>
<i>Farranula gibbula</i>	<i>Nannocalanus minor</i>	<i>Pontella valida</i>
<i>Farranula rostrata</i>	<i>Neocalanus gracilis</i>	<i>Pontellopsis bitumida</i>
<i>Labidocera acuta</i>	<i>Oncaea minuta</i>	<i>Temora styliifera</i>

†5301. Lat. $20^{\circ}37'$ N., long. $115^{\circ}43'$ E.; China Sea, off Hong Kong; August 8, 1908; surface; 31 species

<i>Acartia negligens</i>	<i>Calocalanus pavo</i>	<i>Corycaeus limbatus</i>
<i>Acrocalanus gibber</i>	<i>Candacia simplex</i>	<i>Corycaeus longistylis</i>
<i>Acrocalanus gracilis</i>	<i>Clytemnestra scutellata</i>	<i>Eucalanus monachus</i>
<i>Arietellus tripartitus</i>	<i>Copilia denticulata</i>	<i>Eucalanus subtennis</i>

†5301. Lat. 20°37' N., long. 115°43' E.; China Sea, off Hong Kong; August 8, 1908; surface; 31 species—Continued

<i>Farranula carinata</i>	<i>Metridia longa</i>	<i>Sapphirina auronitens</i>
<i>Farranula curta</i>	<i>Nannocalanus minor</i>	<i>Temora discaudata</i>
<i>Farranula gibbula</i>	<i>Neocalanus robustior</i>	<i>Temora longicornis</i>
<i>Farranula gracilis</i>	<i>Oculosetella gracilis</i>	<i>Temora stylifera</i>
<i>Labidocera minuta</i>	<i>Oncaea venusta</i>	<i>Tortanus murrayi</i>
<i>Lucicutia lucida</i>	<i>Paracalanus parvus</i>	
<i>Macrosetella gracilis</i>	<i>Pseudocalanus minutus</i>	

5308. Lat. 21°54' N., long. 115°42' E.; China Sea, off Hong Kong; November 4, 1908; 62-0 fathoms; 9 species

<i>Calanopia aurivillii</i>	<i>Euchaeta marina</i>	<i>Oncaea venusta</i>
<i>Candacia aethiopica</i>	<i>Macrosetella gracilis</i>	<i>Sapphirina auronitens</i>
<i>Corycaeus longistylis</i>	<i>Oncaea minuta</i>	<i>Undinula caroli</i>

5309. Lat. 21°53' N., long. 115°51' E.; China Sea, off Hong Kong; 62-0 fathoms; 9 species

<i>Candacia norvegica</i>	<i>Nannocalanus minor</i>	<i>Paracalanus parvus</i>
<i>Farranula rostrata</i>	<i>Oithona similis</i>	<i>Pseudocalanus minutus</i>
<i>Gaidius brevispinus</i>	<i>Oncaea minuta</i>	<i>Undinula vulgaris</i>

5310. Lat. 21°33' N., long. 116°13' E.; China Sea, off Hong Kong; November 4, 1908; [surface?]; 1 species

Farranula rostrata

†5212. Lat. 21°30' N., long. 116°32' E.; China Sea, near Hong Kong; November 4, 1908; surface; 9 species

<i>Acartia danae</i>	<i>Gaidius brevispinus</i>	<i>Neocalanus gracilis</i>
<i>Acrocalanus gracilis</i>	<i>Labidocera acuta</i>	<i>Oncaea minuta</i>
<i>Farranula rostrata</i>	<i>Macrosetella gracilis</i>	<i>Oncaea venusta</i>

5319. Lat. 21°31' N., long. 117°53' E.; China Sea, near Formosa; November 5, 1908; 20-0 fathoms; 54 species

<i>Acartia danae</i>	<i>Haloptilus mucronatus</i>	<i>Pontellina plumata</i>
<i>Arietellus armatus</i>	<i>Labidocera acuta</i>	<i>Pontellopsis strenua</i>
<i>Calanopia elliptica</i>	<i>Labidocera detruncata</i>	<i>Sapphirina angusta</i>
<i>Candacia simplex</i>	<i>Labidocera minuta</i>	<i>Sapphirina auronitens</i>
<i>Candacia turgida</i>	<i>Lucicutia curta</i>	<i>Sapphirina nigromaculata</i>
<i>Centropages calaninus</i>	<i>Lucicutia longiserrata</i>	<i>Sapphirina opalina</i>
<i>Centropages furcatus</i>	<i>Nannocalanus minor</i>	<i>Sapphirina stellata</i>
<i>Copilia mirabilis</i>	<i>Neocalanus gracilis</i>	<i>Scolecithricella bradyi</i>
<i>Corycaeus agilis</i>	<i>Oithona similis</i>	<i>Scolecithrix danae</i>
<i>Corycaeus lautus</i>	<i>Oncaea ornata</i>	<i>Stephos perplexus</i>
<i>Corycaeus longistylis</i>	<i>Oncaea venusta</i>	<i>Temora discaudata</i>
<i>Corycaeus speciosus</i>	<i>Paracalanus parvus</i>	<i>Temora longicornis</i>
<i>Eucalanus attenuatus</i>	<i>Pareuchaeta gracilis</i>	<i>Temora stylifera</i>
<i>Eucalanus crassus</i>	<i>Pareuchaeta incisa</i>	<i>Undeuchaeta major</i>
<i>Eucalanus elongatus</i>	<i>Pareuchaeta tumidula</i>	<i>Undeuchaeta plumosa</i>
<i>Euchaeta marina</i>	<i>Phaenna spinifera</i>	<i>Undinula caroli</i>
<i>Euchirella intermedia</i>	<i>Pleuromamma abdomi-</i>	<i>Undinula vulgaris</i>
<i>Euchirella messinensis</i>	<i>nalis</i>	
<i>Farranula concinna</i>	<i>Pontella danae</i>	

†5320. Lat. 20°58' N., long. 120°03' E.; China Sea, off Formosa; November 9, 1908; 500-0 fathoms; 90 species

<i>Acartia longiremis</i>	<i>Eucalanus attenuatus</i>	<i>Oculosetella gracilis</i>
<i>Acrocalanus gibber</i>	<i>Eucalanus elongatus</i>	<i>Oithona linearis</i>
<i>Acrocalanus gracilis</i>	<i>Euchaeta marina</i>	<i>Oithona similis</i>
<i>Acrocalanus monachus</i>	<i>Euchaeta spinosa</i>	<i>Oncaea conifera</i>
<i>Aegisthus mucronatus</i>	<i>Euchirella galeata</i>	<i>Oncaea minuta</i>
<i>Bathypontia minor</i>	<i>Euchirella messinensis</i>	<i>Oncaea venusta</i>
<i>Calanoides brevicornis</i>	<i>Farranula carinata</i>	<i>Onchocalanus trigoniceps</i>
<i>Calanopia elliptica</i>	<i>Farranula curta</i>	<i>Paracalanus parvus</i>
<i>Calanopia minor</i>	<i>Farranula gibbula</i>	<i>Paraeuchaeta gracilis</i>
<i>Candacia simplex</i>	<i>Farranula rostrata</i>	<i>Phaëna spinifera</i>
<i>Centropages furcatus</i>	<i>Gaidius tenuispinus</i>	<i>Phyllopus helgae</i>
<i>Chiridiella macrodactyla</i>	<i>Haloptilus longicornis</i>	<i>Pleuromamma piseki</i>
<i>Clausocalanus arcuicornis</i>	<i>Haloptilus ornatus</i>	<i>Pleuromamma robusta</i>
<i>Conaea gracilis</i>	<i>Heterorhabdus papilliger</i>	<i>Pleuromamma xiphias</i>
<i>Copilia denticulata</i>	<i>Heterorhabdus spinifrons</i>	<i>Pontellina plumata</i>
<i>Copilia mirabilis</i>	<i>Lubbockia squillimana</i>	<i>Pseudocalanus minutus</i>
<i>Copilia quadrata</i>	<i>Lucicutia atlantica</i>	<i>Pseudochirella scopularis</i>
<i>Corycaeus agilis</i>	<i>Lucicutia clausii</i>	<i>Rhincalanus cornutus</i>
<i>Corycaeus lautus</i>	<i>Lucicutia flavicornis</i>	<i>Sapphirina nigromaculata</i>
<i>Corycaeus limbatus</i>	<i>Lucicutia lucida</i>	<i>Scaphocalanus magnus</i>
<i>Corycaeus longistylis</i>	<i>Macrosetella gracilis</i>	<i>Scolecithricella abyssalis</i>
<i>Corycaeus ovalis</i>	<i>Mecynocera clausi</i>	<i>Scolecithricella auro-</i>
<i>Corycaeus pumilus</i>	<i>Megacalanus longicornis</i>	<i>pecten</i>
<i>Corycaeus speciosus</i>	<i>Metridia macrura</i>	<i>Scolecithricella dentata</i>
<i>Corycaeus typicus</i>	<i>Metridia venusta</i>	<i>Scolecithrix danae</i>
<i>Cymbasoma rigidum</i>	<i>Microsetella norvegica</i>	<i>Temora discaudata</i>
<i>Disseta maxima</i>	<i>Microsetella rosea</i>	<i>Temora stylifera</i>
<i>Disseta palumboi</i>	<i>Nannocalanus minor</i>	<i>Undinula caroli</i>
<i>Euaetideus bradyi</i>	<i>Neocalanus gracilis</i>	<i>Undinula darwinii</i>
<i>Euaugaptilus angustus</i>	<i>Neocalanus tenuicornis</i>	<i>Undinula vulgaris</i>

5321. Lat. 20°19'30" N., long. 121°51'15" E.; China Sea, off Hong Kong; November 9, 1908; 26-0 fathoms; 1 species

Scolecocalanus spinifer

5334. Lat. 12°25'40" N., long. 120°38' E.; Mindoro Strait, Philippine Islands; surface; 10 species

<i>Candacia simplex</i>	<i>Corycaeus speciosus</i>	<i>Pontellina plumata</i>
<i>Centropages furcatus</i>	<i>Farranula rostrata</i>	<i>Sapphirina auronitens</i>
<i>Corycaeus longistylis</i>	<i>Macrosetella gracilis</i>	
<i>Corycaeus ovalis</i>	<i>Miracia efferata</i>	

†5338. Lat. 11°33'45" N., long. 119°24'45" E.; Palawan Passage, Philippine Islands; December 20, 1908; 10 feet to surface; 27 species

<i>Acartia negligens</i>	<i>Corycaeus longistylis</i>	<i>Euchaeta marina</i>
<i>Calanopia elliptica</i>	<i>Corycaeus ovalis</i>	<i>Farranula carinata</i>
<i>Calanopia minor</i>	<i>Corycaeus speciosus</i>	<i>Farranula gibbula</i>
<i>Centropages furcatus</i>	<i>Eucalanus attenuatus</i>	<i>Labidocera acutifrons</i>
<i>Corycaeus agilis</i>	<i>Eucalanus monachus</i>	<i>Microsetella rosea</i>

†5338. Lat. 11°33'45" N., long. 119°24'45" E.; Palawan Passage, Philippine Islands; December 20, 1908; 10 feet to surface; 27 species—Continued

<i>Nannocalanus minor</i>	<i>Oncaea venusta</i>	<i>Sapphirina auronitens</i>
<i>Neocalanus gracilis</i>	<i>Paracalanus parvus</i>	<i>Temora discaudata</i>
<i>Oithona spinirostris</i>	<i>Pontellina plumata</i>	<i>Temora stylifera</i>
<i>Oncaea minuta</i>	<i>Pseudocalanus minutus</i>	<i>Undinula vulgaris</i>

5340. Lat. 10°55'51" N., long. 119°14'12" E.; Malampaya Sound, Palawan, Philippine Islands; December 22, 1908; 17-22 fathoms; 58 species

<i>Acartia danae</i>	<i>Corycaeus catus</i>	<i>Oithona similis</i>
<i>Acartia longiremis</i>	<i>Corycaeus longistylis</i>	<i>Oncaea minuta</i>
<i>Acartia negligens</i>	<i>Corycaeus pacificus</i>	<i>Oncaea venusta</i>
<i>Acrocalanus gibber</i>	<i>Corycaeus pumilus</i>	<i>Paracalanus parvus</i>
<i>Acrocalanus gracilis</i>	<i>Eucalanus monachus</i>	<i>Phaëna spinifera</i>
<i>Acrocalanus longicornis</i>	<i>Euchaeta acuta</i>	<i>Pontellopsis armata</i>
<i>Calanopia aurivillii</i>	<i>Euchaeta marina</i>	<i>Pontellopsis laminata</i>
<i>Calanopia elliptica</i>	<i>Farranula carinata</i>	<i>Pontellopsis perspicax</i>
<i>Calanopia minor</i>	<i>Farranula gibbula</i>	<i>Pontellopsis strenua</i>
<i>Candacia aethiopica</i>	<i>Farranula rostrata</i>	<i>Pseudocalanus minutus</i>
<i>Candacia norvegica</i>	<i>Gaidius brevispinus</i>	<i>Scolecithricella dentata</i>
<i>Candacia simplex</i>	<i>Labidocera acuta</i>	<i>Scolecithrix danae</i>
<i>Canthocalanus pauper</i>	<i>Labidocera acutifrons</i>	<i>Temora discaudata</i>
<i>Centropages furcatus</i>	<i>Labidocera minuta</i>	<i>Temora stylifera</i>
<i>Centropages krøyeri</i>	<i>Macrosetella gracilis</i>	<i>Tortanus gracilis</i>
<i>Centropages typicus</i>	<i>Microsetella rosea</i>	<i>Tortanus murrayi</i>
<i>Centropages violaceus</i>	<i>Nannocalanus minor</i>	<i>Undinula caroli</i>
<i>Clausocalanus arcuicornis</i>	<i>Neocalanus gracilis</i>	<i>Undinula vulgaris</i>
<i>Clausocalanus furcatus</i>	<i>Neocalanus robustior</i>	
<i>Copilia quadrata</i>	<i>Neocalanus tenuicornis</i>	

5341. Lat. 10°57'51" N., long. 119°17'26" E.; off Palawan, Philippine Islands; December 23, 1908; surface; 2 species

<i>Paracalanus parvus</i>	<i>Pseudocalanus minutus</i>
---------------------------	------------------------------

5342. Lat. 10°56'55" N., long. 119°17'24" E., off Palawan, Philippine Islands; December 23, 1908; surface; 14 species

<i>Acartia danae</i>	<i>Euchaeta marina</i>	<i>Pseudocalanus minutus</i>
<i>Acrocalanus gracilis</i>	<i>Labidocera acuta</i>	<i>Scolecithricella bradyi</i>
<i>Calanopia thompsoni</i>	<i>Labidocera krøyeri</i>	<i>Temora stylifera</i>
<i>Candacia simplex</i>	<i>Neocalanus gracilis</i>	<i>Undinula vulgaris</i>
<i>Eucalanus attenuatus</i>	<i>Paracalanus parvus</i>	

5346. Lat. 10°50'30" N., long. 119°22'20" E.; off Palawan, Philippine Islands; December 26, 1908; surface; 2 species

<i>Acrocalanus gracilis</i>	<i>Scolecithrix danae</i>
-----------------------------	---------------------------

†5348. Lat. 10°57'45" N., long. 118°38'15" E.; off Palawan, Philippine Islands; December 27, 1908; surface; 28 species

<i>Acartia danae</i>	<i>Calanopia elliptica</i>	<i>Corycaeus longistylis</i>
<i>Acrocalanus gracilis</i>	<i>Calanopia minor</i>	<i>Corycaeus pacificus</i>
<i>Acrocalanus longicornis</i>	<i>Corycaeus agilis</i>	<i>Corycaeus speciosus</i>

†5348. Lat. 10°57'45" N., long. 11°38'15" E.; off Palawan, Philippine Islands;
December 27, 1908; surface; 28 species—Continued

<i>Eucalanus elongatus</i>	<i>Microsetella rosea</i>	<i>Sapphirina angusta</i>
<i>Eucalanus monachus</i>	<i>Oithona linearis</i>	<i>Sapphirina nigromaculata</i>
<i>Euchaeta marina</i>	<i>Oithona similis</i>	<i>Sapphirina opalina</i>
<i>Farranula carinata</i>	<i>Oncaea minuta</i>	<i>Temora discaudata</i>
<i>Farranula concinna</i>	<i>Oncaea venusta</i>	<i>Undinula vulgaris</i>
<i>Farranula gibbula</i>	<i>Paracalanus parvus</i>	
<i>Labidocera acuta</i>	<i>Pontellopsis brevis</i>	

5349. Lat. 10°54' N., long. 118°26'20" E.; off Palawan, Philippine Islands;
December 27, 1908; surface; 10 species

<i>Acartia negligens</i>	<i>Farranula gibbula</i>	<i>Pseudocalanus minutus</i>
<i>Acrocalanus gracilis</i>	<i>Macrosetella gracilis</i>	<i>Undinula vulgaris</i>
<i>Corycaeus agilis</i>	<i>Oncaea minuta</i>	
<i>Corycaeus lautus</i>	<i>Paracalanus parvus</i>	

5357. Lat. 8°06' N., long. 117°17'10" E.; Balabac Strait, Philippine Islands;
January 5, 1909; surface; 1 species

Corycaeus crassiusculus

†5358. Lat. 6°06'40" N., long. 118°18'15" E.; Jolo Sea, Philippine Islands;
January 7, 1909; surface; 9 species

<i>Candacia simplex</i>	<i>Labidocera acutifrons</i>	<i>Rhincalanus cornutus</i>
<i>Eucalanus monachus</i>	<i>Macrosetella gracilis</i>	<i>Temora stylifera</i>
<i>Euchaeta marina</i>	<i>Paracalanus parvus</i>	<i>Undinula vulgaris</i>

5381. Lat. 13°14'15" N., long. 122°44'45" E.; Ragay Gulf, Luzón, Philippine
Islands; March 6, 1909; 88-0 fathoms; 3 species

<i>Paracalanus parvus</i>	<i>Pseudocalanus minutus</i>	<i>Temora longicornis</i>
---------------------------	------------------------------	---------------------------

5382. Lat. 13°15'20" N., long. 122°45'30" E.; Ragay Gulf, Luzón, Philippine
Islands; March 6, 1909; 10 feet to surface; 24 species

<i>Acrocalanus gibber</i>	<i>Corycaeus speciosus</i>	<i>Oncaea minuta</i>
<i>Acrocalanus gracilis</i>	<i>Farranula carinata</i>	<i>Oncaea venusta</i>
<i>Candacia aethiopica</i>	<i>Farranula gibbula</i>	<i>Paroithona parvula</i>
<i>Candacia simplex</i>	<i>Farranula rostrata</i>	<i>Pontellina plumata</i>
<i>Centropages furcatus</i>	<i>Gaidius brevispinus</i>	<i>Pontellopsis armata</i>
<i>Chiridius gracilis</i>	<i>Labidocera acuta</i>	<i>Temora longicornis</i>
<i>Corycaeus agilis</i>	<i>Nannocalanus minor</i>	<i>Temora stylifera</i>
<i>Corycaeus ovalis</i>	<i>Neocalanus gracilis</i>	<i>Undinula vulgaris</i>

†5386. Lat. 15°38'30" N., long. 122°44'30" E.; March 9, 1909; 10 feet to surface;
33 species

<i>Acartia danae</i>	<i>Corycaeus latus</i>	<i>Farranula carinata</i>
<i>Acrocalanus gibber</i>	<i>Corycaeus ovalis</i>	<i>Farranula concinna</i>
<i>Acrocalanus gracilis</i>	<i>Corycaeus speciosus</i>	<i>Farranula gibbula</i>
<i>Acrocalanus monachus</i>	<i>Eucalanus bungii</i>	<i>Farranula rostrata</i>
<i>Centropages furcatus</i>	<i>Eucalanus elongatus</i>	<i>Labidocera acuta</i>
<i>Corycaeus agilis</i>	<i>Eucalanus mucronatus</i>	<i>Labidocera minuta</i>

†5386. Lat. 15°38'30" N., long. 122°44'30" E.; March 9, 1909; 10 feet to surface;
33 species—Continued

<i>Macrosetella gracilis</i>	<i>Neocalanus robustior</i>	<i>Sapphirina salpae</i>
<i>Microsetella rosea</i>	<i>Oncaea minuta</i>	<i>Temora stylifera</i>
<i>Miracia efferata</i>	<i>Oncaea venusta</i>	<i>Undinula caroli</i>
<i>Nannocalanus minor</i>	<i>Paracalanus parvus</i>	<i>Undinula darwinii</i>
<i>Neocalanus gracilis</i>	<i>Sapphirina auronitens</i>	<i>Undinula vulgaris</i>

5387. Lat. 12°54'40" N., long. 123°20'30" E.; between Burias and Luzón, Philippine Islands; March 11, 1909; surface; 14 species

<i>Acrocalanus gibber</i>	<i>Corycaeus agilis</i>	<i>Oncaea minuta</i>
<i>Acrocalanus gracilis</i>	<i>Corycaeus speciosus</i>	<i>Paracalanus parvus</i>
<i>Calanopia minor</i>	<i>Farranula carinata</i>	<i>Undinula darwinii</i>
<i>Candacia aethiopica</i>	<i>Farranula gibbula</i>	<i>Undinula vulgaris</i>
<i>Centropages furcatus</i>	<i>Oithona similis</i>	

†5388. Lat. 12°51'50" N., long. 123°26'15" E.; March 11, 1909; 15 feet to surface;
5 species

<i>Corycaeus agilis</i>	<i>Corycaeus punilus</i>	<i>Nannocalanus minor</i>
<i>Corycaeus latus</i>	<i>Farranula concinna</i>	

5395. Lat. 11°56'40" N., long. 124°14' E.; between Samar and Masbate, Philippine Islands; March 15, 1909; surface; 1 species

Acrocalanus gracilis

5396. Lat. 11°57' N., long. 124°12'24" E.; between Samar and Masbate, Philippine Islands; March 15, 1909; surface; 7 species

<i>Clausocalanus arcuicornis</i>	<i>Euchaeta spinosa</i>	<i>Undinula vulgaris</i>
<i>Eucalanus attenuatus</i>	<i>Nannocalanus minor</i>	
<i>Euchaeta marina</i>	<i>Undinula caroli</i>	

5397. Lat. 11°57'27" N., long. 124°10'42" E.; between Samar and Masbate, Philippine Islands; March 15, 1909; surface; 11 species

<i>Corycaeus agilis</i>	<i>Euchaeta spinosa</i>	<i>Paracalanus parvus</i>
<i>Eucalanus monachus</i>	<i>Nannocalanus minor</i>	<i>Undinula caroli</i>
<i>Eucalanus mucronatus</i>	<i>Neocalanus gracilis</i>	<i>Undinula vulgaris</i>
<i>Euchaeta marina</i>	<i>Oncaea minuta</i>	

5399. Lat. 11°21'45" N., long. 124°05' E.; north of Cebu, Philippine Islands; March 16, 1909; surface; 30 species

<i>Acartia danae</i>	<i>Clytemnestra scutellata</i>	<i>Neocalanus tenuicornis</i>
<i>Acartia longiremis</i>	<i>Corycaeus latus</i>	<i>Oithona linearis</i>
<i>Acrocalanus gibber</i>	<i>Corycaeus pacificus</i>	<i>Oncaea minuta</i>
<i>Acrocalanus gracilis</i>	<i>Eucalanus attenuatus</i>	<i>Oncaea venusta</i>
<i>Acrocalanus monachus</i>	<i>Farranula carinata</i>	<i>Paracalanus aculeatus</i>
<i>Calocalanus pavo</i>	<i>Farranula gibbula</i>	<i>Pseudocalanus minutus</i>
<i>Candacia armata</i>	<i>Farranula rostrata</i>	<i>Scolecithricella bradyi</i>
<i>Candacia simplex</i>	<i>Macrosetella gracilis</i>	<i>Temora discaudata</i>
<i>Centropages furcatus</i>	<i>Microsetella rosea</i>	<i>Temora stylifera</i>
<i>Clausocalanus furcatus</i>	<i>Neocalanus robustior</i>	<i>Undinula caroli</i>

5404. Lat. $10^{\circ}50' N.$, long. $124^{\circ}26'18'' E.$; Dupon Bay, Leyte, Philippine Islands; March 17, 1909; surface; 1 species

Eucalanus monachus

5410. Lat. $10^{\circ}28'45'' N.$, long. $124^{\circ}05'30'' E.$; between Cebu and Leyte, Philippine Islands; March 18, 1909; surface; 8 species

<i>Acartia negligens</i>	<i>Oncaea minuta</i>	<i>Tortanus gracilis</i>
<i>Acrocalanus gracilis</i>	<i>Paracalanus parvus</i>	<i>Tortanus murrayi</i>
<i>Nannocalanus minor</i>	<i>Scolecithrix danae</i>	

5411. Lat. $10^{\circ}10'30'' N.$, long. $123^{\circ}51'15'' E.$; between Cebu and Bohol, Philippine Islands; March 23, 1909; surface; 8 species

<i>Acartia negligens</i>	<i>Oncaea minuta</i>	<i>Tortanus gracilis</i>
<i>Acrocalanus gracilis</i>	<i>Paracalanus parvus</i>	<i>Tortanus murrayi</i>
<i>Nannocalanus minor</i>	<i>Scolecithrix danae</i>	

5412. Lat. $10^{\circ}09'15'' N.$, long. $123^{\circ}52' E.$; between Cebu and Bohol, Philippine Islands; March 23, 1909; surface; 10 species

<i>Acrocalanus gibber</i>	<i>Oncaea venusta</i>	<i>Undinula caroli</i>
<i>Candacia armata</i>	<i>Paracalanus aculeatus</i>	<i>Undinula vulgaris</i>
<i>Candacia simplex</i>	<i>Pseudocalanus minutus</i>	
<i>Corycaeus laevis</i>	<i>Scolecithricella bradyi</i>	

†5413. Lat. $10^{\circ}10'35'' N.$, long. $124^{\circ}03'15'' E.$; between Cebu and Bohol, Philippine Islands; March 24, 1909; 15 feet to surface; 1 species

Acrocalanus gibber

5414. Lat. $10^{\circ}10'40'' N.$, long. $124^{\circ}02'45'' E.$; between Cebu and Bohol, Philippine Islands; March 24, 1909; surface; 6 species

<i>Candacia simplex</i>	<i>Macrosetella gracilis</i>	<i>Neocalanus gracilis</i>
<i>Eucalanus monachus</i>	<i>Nannocalanus minor</i>	<i>Pseudocalanus minutus</i>

5415. Lat. $10^{\circ}07'50'' N.$, long. $123^{\circ}57' E.$; between Cebu and Bohol, Philippine Islands; March 24, 1909; 88–0 fathoms; 38 species

<i>Acartia danae</i>	<i>Farranula gibbula</i>	<i>Pontella fera</i>
<i>Acartia longiremis</i>	<i>Farranula rostrata</i>	<i>Pontella tenuiremis</i>
<i>Acrocalanus gracilis</i>	<i>Labidocera acuta</i>	<i>Pontellina plumata</i>
<i>Acrocalanus longicornis</i>	<i>Labidocera euchaeta</i>	<i>Pseudocalanus minutus</i>
<i>Calanopia aurivillii</i>	<i>Labidocera tenuicauda</i>	<i>Sapphirina angusta</i>
<i>Candacia simplex</i>	<i>Lucicutia longicornis</i>	<i>Sapphirina auronitens</i>
<i>Centropages furcatus</i>	<i>Nannocalanus minor</i>	<i>Scolecithricella bradyi</i>
<i>Copilia quadrata</i>	<i>Neocalanus gracilis</i>	<i>Scolecithrix danae</i>
<i>Corycaeus longistylis</i>	<i>Neocalanus tenuicornis</i>	<i>Temora longicornis</i>
<i>Corycaeus ovalis</i>	<i>Oithona similis</i>	<i>Tortanus recticauda</i>
<i>Corycaeus speciosus</i>	<i>Oncaea minuta</i>	<i>Undinula caroli</i>
<i>Eucalanus attenuatus</i>	<i>Oncaea venusta</i>	<i>Undinula vulgaris</i>
<i>Eucalanus monachus</i>	<i>Paracalanus parvus</i>	

†5422. Lat. 10°31' N., long. 122°18'45" E.; between Panay and Guimaras, Philippine Islands; March 30, 1909; surface; 42 species

<i>Acartia danae</i>	<i>Euchaeta acuta</i>	<i>Pleuromamma abdomi-</i>
<i>Acrocalanus gracilis</i>	<i>Euchaeta marina</i>	<i>nalis</i>
<i>Calanopia elliptica</i>	<i>Euchaeta spinosa</i>	<i>Pleuromamma gracilis</i>
<i>Candacia simplex</i>	<i>Euchirella brevis</i>	<i>Pleuromamma xiphias</i>
<i>Candacia turgida</i>	<i>Farranula gibbula</i>	<i>Pontellopsis armata</i>
<i>Canthocalanus pauper</i>	<i>Haloptilus spiniceps</i>	<i>Rhincalanus cornutus</i>
<i>Copilia mirabilis</i>	<i>Heterorhabdus papilliger</i>	<i>Sapphirina angusta</i>
<i>Copilia quadrata</i>	<i>Labidocera minuta</i>	<i>Sapphirina metallina</i>
<i>Corycaeus agilis</i>	<i>Lubbockia squillimana</i>	<i>Scolecithricella bradyi</i>
<i>Corycaeus catus</i>	<i>Lucicutia flavicornis</i>	<i>Scolecithrix danae</i>
<i>Corycaeus speciosus</i>	<i>Macrosetella gracilis</i>	<i>Temora stylifera</i>
<i>Eucalanus attenuatus</i>	<i>Metridia longa</i>	<i>Undinula caroli</i>
<i>Eucalanus crassus</i>	<i>Neocalanus gracilis</i>	<i>Undinula vulgaris</i>
<i>Eucalanus elongatus</i>	<i>Neocalanus robustior</i>	
<i>Eucalanus mucronatus</i>	<i>Neocalanus tenuicornis</i>	

5423. Lat. 9°38'30" N., long. 121°11' E.; Jolo Sea, Philippine Islands; March 31, 1909; [between 508-0 fathoms; surface ?]; 2 species

<i>Paracalanus parvus</i>	<i>Pseudocalanus minutus</i>
---------------------------	------------------------------

5424. Lat. 9°37'05" N., long. 121°12'37" E.; Jolo Sea, Philippine Islands; March 31, 1909; between 340-0 fathoms; 26 species

<i>Acrocalanus gibber</i>	<i>Corycaeus longistylis</i>	<i>Pleuromamma gracilis</i>
<i>Acrocalanus longicornis</i>	<i>Corycaeus ovalis</i>	<i>Pseudocalanus minutus</i>
<i>Candacia simplex</i>	<i>Corycaeus pumilus</i>	<i>Sapphirina auronitens</i>
<i>Centropages furcatus</i>	<i>Eucalanus attenuatus</i>	<i>Sapphirina nigromaculata</i>
<i>Centropages violaceus</i>	<i>Farranula rostrata</i>	<i>Temora discaudata</i>
<i>Clausocalanus arcuicornis</i>	<i>Macrosetella gracilis</i>	<i>Temora longicornis</i>
<i>Corycaeus agilis</i>	<i>Nannocalanus minor</i>	<i>Temora stylifera</i>
<i>Corycaeus catus</i>	<i>Oncaea confiera</i>	<i>Undinula vulgaris</i>
<i>Corycaeus limbatus</i>	<i>Paracalanus parvus</i>	

5425. Lat. 9°37'45" N., long. 121°11' E. Jolo Sea, Philippine Islands; March 31, 1909; [surface?]; 1 species

Corycaeus catus

5430. Lat. 9°49'40" N., long. 119°03'20" E.; vicinity eastern Palawan, Philippine Islands; April 6, 1909; surface; 9 species

<i>Candacia norvegica</i>	<i>Farranula rostrata</i>	<i>Microsetella rosea</i>
<i>Corycaeus agilis</i>	<i>Macrosetella gracilis</i>	<i>Oncaea minuta</i>
<i>Farranula gibbula</i>	<i>Microsetella norvegica</i>	<i>Scolecithrix danae</i>

5431. Lat. 10°38'45" N., long. 120°12'45" E.; vicinity eastern Palawan, Philippine Islands; April 8, 1909; [surface?]; 1 species

Macrosetella gracilis

5434. Lat. $10^{\circ}46'45''$ N., long. $120^{\circ}22'45''$ E.; vicinity eastern Palawan, Philippine Islands; April 8, 1909; surface; 26 species

<i>Acrocalanus gibber</i>	<i>Corycaeus longistylis</i>	<i>Pleuromamma gracilis</i>
<i>Acrocalanus gracilis</i>	<i>Corycaeus speciosus</i>	<i>Pseudocalanus minutus</i>
<i>Calanopia elliptica</i>	<i>Eucalanus attenuatus</i>	<i>Sapphirina auronitens</i>
<i>Calanopia minor</i>	<i>Eucalanus elongatus</i>	<i>Temora discaudata</i>
<i>Candacia bispinosa</i>	<i>Euchaeta marina</i>	<i>Temora longicornis</i>
<i>Candacia simplex</i>	<i>Farranula carinata</i>	<i>Temora styliifera</i>
<i>Centropages furcatus</i>	<i>Labidocera acuta</i>	<i>Undinula caroli</i>
<i>Corycaeus latus</i>	<i>Oncaea similis</i>	<i>Undinula vulgaris</i>
<i>Corycaeus limbatus</i>	<i>Oncaea venusta</i>	

5436. Lat. $14^{\circ}22'37''$ N., long. $120^{\circ}29'$ E.; west of Luzón, Philippine Islands; May 7, 1909; surface; 3 species

<i>Copilia mirabilis</i>	<i>Eucalanus monachus</i>	<i>Eucalanus mucronatus</i>
--------------------------	---------------------------	-----------------------------

5437. Lat. $15^{\circ}45'54''$ N., long. $119^{\circ}42'45''$ E.; west coast of Luzón, Philippine Islands; May 8, 1909; 600-0 fathoms; 82 species

<i>Acartia danae</i>	<i>Gaetanus latifrons</i>	<i>Oncaea minuta</i>
<i>Acrocalanus gibber</i>	<i>Haloptilus longicornis</i>	<i>Oncaea venusta</i>
<i>Acrocalanus gracilis</i>	<i>Haloptilus ornatus</i>	<i>Paracalanus aculeatus</i>
<i>Acrocalanus longicornis</i>	<i>Heterorhabdus papilliger</i>	<i>Paracalanus parvus</i>
<i>Acrocalanus monachus</i>	<i>Heterorhabdus spinifrons</i>	<i>Paroithona parvula</i>
<i>Aegisthus spinulosus</i>	<i>?Lubbockia brevis</i>	<i>Phaëna spinifera</i>
<i>Aetideus armatus</i>	<i>Lubbockia squillimana</i>	<i>Phyllopus aequalis</i>
<i>Amallothrix falcifer</i>	<i>Lucicutia atlantica</i>	<i>Pleuromamma abdomi-</i>
<i>Candacia simplex</i>	<i>Lucicutia flavicornis</i>	<i>nalis</i>
<i>Centropages furcatus</i>	<i>Lucicutia ovalis</i>	<i>Pleuromamma gracilis</i>
<i>Centropages violaceus</i>	<i>Lucicutia simulans</i>	<i>Pleuromamma quad-</i>
<i>Clausocalanus arcuicornis</i>	<i>Lucicutia tenuicauda</i>	<i>rungulata</i>
<i>Copilia mirabilis</i>	<i>Macrosetella gracilis</i>	<i>Pleuromamma robusta</i>
<i>Corycaeus agilis</i>	<i>Mecynocera clausi</i>	<i>Pleuromamma xiphias</i>
<i>Corycaeus flaccus</i>	<i>Megacalanus princeps</i>	<i>Pseudocalanus minutus</i>
<i>Corycaeus latus</i>	<i>Metridia venusta</i>	<i>Rhincalanus cornutus</i>
<i>Corycaeus lautus</i>	<i>Microsetella norvegica</i>	<i>Sapphirina auronitens</i>
<i>Corycaeus longistylis</i>	<i>Microsetella rosea</i>	<i>Sapphirina nigromaculata</i>
<i>Corycaeus lubbockii</i>	<i>Miracia efferata</i>	<i>Scolecithricella auro-</i>
<i>Corycaeus ovalis</i>	<i>Monacilla typica</i>	<i>pecten</i>
<i>Disseta maxima</i>	<i>Mormonilla phasma</i>	<i>Scolecithricella bradyi</i>
<i>Eucalanus attenuatus</i>	<i>Nannocalanus minor</i>	<i>Scottocalanus setosus</i>
<i>Eucalanus elongatus</i>	<i>Neocalanus gracilis</i>	<i>Scottocalanus thomasi</i>
<i>Euchaeta marina</i>	<i>Neocalanus robustior</i>	<i>Temora longicornis</i>
<i>Euchirella messinensis</i>	<i>Neocalanus tenuicornis</i>	<i>Undeuchaeta major</i>
<i>Euchirella rostrata</i>	<i>Oithona linearis</i>	<i>Undeuchaeta plumosa</i>
<i>Farranula carinata</i>	<i>Oithona similis</i>	<i>Undinula caroli</i>
<i>Farranula gibbula</i>	<i>Oithona spinirostris</i>	
<i>Farranula rostrata</i>	<i>Oncaea conferta</i>	

5451. Lat. 13°22'22" N., long. 124°00'48" E.; off Bataan, Philippine Islands; June 5, 1909; 280-0 fathoms; 16 species

<i>Arietellus armatus</i>	<i>Lophothrix frontalis</i>	<i>Pleuromamma xiphius</i>
<i>Arietellus setosus</i>	<i>Lophothrix humilifrons</i>	<i>Rhincalanus cornutus</i>
<i>Euaugaptilus hecticus</i>	<i>Lucicutia tenuicauda</i>	<i>Scottocalanus thomasi</i>
<i>Eucalanus attenuatus</i>	<i>Pleuromamma abdomi-</i>	<i>Undeuchaeta major</i>
<i>Euchaeta marina</i>	<i>nalis</i>	<i>Undeuchaeta plumosa</i>
<i>Euchaeta spinosa</i>	<i>Pleuromamma gracilis</i>	

5456. Lat. 13°11'10" N., long. 123°51'52" E.; east coast Luzón, Philippine Islands; June 7, 1909; 120 fathoms; 1 species

Sapphirina opalina

5457. Lat. 13°12' N., long. 123°49'40" E.; off Bataan, Philippine Islands; June 8, 1909; 146-0 fathoms; 1 species

Arietellus giesbrechti

5460. Lat. 13°32'30" N., long. 123°58'06" E.; off eastern Luzón, Philippine Islands; June 10, 1909; [surface?]; 4 species

<i>Acartia danae</i>	<i>Labidocera acutifrons</i>
<i>Caligus latifrons</i>	<i>Pontella valida</i>

5484. Lat. 10°28' N., long. 125°20' E.; between Samar and Leyte, Philippine Islands; July 30, 1909; 76-0 fathoms; 1 species

Corycaeus speciosus

5488. Lat. 10°00' N., long. 125°06'45" E.; between Leyte and Mindanao, Philippine Islands; July 31, 1909; 10-0 feet; 10 species

<i>Acrocalanus monachus</i>	<i>Macrosetella gracilis</i>	<i>Temora longicornis</i>
<i>Copilia quadrata</i>	<i>Oncaea minuta</i>	<i>Temora stylifera</i>
<i>Eucalanus monachus</i>	<i>Sapphirina salpae</i>	
<i>Labidocera acuta</i>	<i>Sapphirina scariata</i>	

†5489. Lat. 9°50'30" N., long. 125°10' E.; between Leyte and Mindanao, Philippine Islands; July 31, 1909; surface; 18 species

<i>Acartia danae</i>	<i>Eucalanus monachus</i>	<i>Paracalanus parvus</i>
<i>Calanopia minor</i>	<i>Euchaeta marina</i>	<i>Pareuchaeta tonsa</i>
<i>Candacia longimana</i>	<i>Heterorhabdus papilliger</i>	<i>Rhincalanus nasutus</i>
<i>Copilia quadrata</i>	<i>Labidocera acutifrons</i>	<i>Temora discaudata</i>
<i>Corycaeus longistylis</i>	<i>Labidocera minuta</i>	<i>Temora stylifera</i>
<i>Eucalanus attenuatus</i>	<i>Macrosetella gracilis</i>	<i>Undinula vulgaris</i>

5495. Lat. 9°06'30" N., long. 125°00'20" E.; between Leyte and Mindanao, Philippine Islands; August 2, 1909; 600-0 fathoms; 3 species

<i>Heterorhabdus clausii</i>	<i>Megacalanus longicornis</i>	<i>Oncaea conifera</i>
------------------------------	--------------------------------	------------------------

†5507. Lat. 8°21'12" N., long. 124°12'06" E.; off northern Mindanao, Philippine Islands; August 5, 1909; 10 feet to surface; 11 species

<i>Acrocalanus gracilis</i>	<i>Farranula gibbula</i>	<i>Undinula caroli</i>
<i>Corycaeus pumilus</i>	<i>Oncaea minuta</i>	<i>Undinula darwinii</i>
<i>Corycaeus speciosus</i>	<i>Oncaea venusta</i>	<i>Undinula vulgaris</i>
<i>Eucalanus monachus</i>	<i>Pseudocalanus minutus</i>	

5530. Lat. $9^{\circ}26'45''$ N., long. $123^{\circ}38'30''$ E.; between Siquijor and Bohol, Philippine Islands; August 11, 1909; surface; 31 species

<i>Acartia danae</i>	<i>Farranula gibbula</i>	<i>Neocalanus gracilis</i>
<i>Acartia longiremis</i>	<i>Farranula rostrata</i>	<i>Oncaea minuta</i>
<i>Calanopia aurivillii</i>	<i>Labidocera acuta</i>	<i>Oncaea venusta</i>
<i>Candacia simplex</i>	<i>Labidocera acutifrons</i>	<i>Pontellina plumata</i>
<i>Copilia quadrata</i>	<i>Labidocera detruncata</i>	<i>Pseudocalanus minutus</i>
<i>Corycaeus agilis</i>	<i>Labidocera lubbockii</i>	<i>Sapphirina auronitens</i>
<i>Corycaeus latus</i>	? <i>Lubbockia brevis</i>	<i>Sapphirina nigromaculata</i>
<i>Corycaeus lautus</i>	<i>Lubbockia squillimana</i>	<i>Temora stylifera</i>
<i>Corycaeus longistylis</i>	<i>Lucicutia flavicornis</i>	<i>Undinula vulgaris</i>
<i>Corycaeus speciosus</i>	<i>Macrosetella gracilis</i>	
<i>Eucalanus monachus</i>	<i>Nannocalanus minor</i>	

5538. Lat. $9^{\circ}08'15''$ N., long. $128^{\circ}23'20''$ E.; between Negros and Siquijor, Philippine Islands; August 19, 1909; [surface?]; 1 species

Corycaeus agilis

5553. Lat. $5^{\circ}51'$ N., long. $120^{\circ}46'30''$ E.; off Jolo, Philippine Islands; September 17, 1909; surface; 31 species

<i>Calanopia elliptica</i>	<i>Euchirella curticauda</i>	<i>Rhincalanus cornutus</i>
<i>Candacia aethiopica</i>	<i>Labidocera acuta</i>	<i>Sapphirina longifurca</i>
<i>Candacia simplex</i>	<i>Labidocera krøyeri</i>	<i>Sapphirina metallina</i>
<i>Canthocalanus pauper</i>	<i>Labidocera minuta</i>	<i>Scolecithricella auropecten</i>
<i>Copilia mirabilis</i>	<i>Macandrewella sewelli</i>	
<i>Copilia quadrata</i>	<i>Megacalanus longicornis</i>	<i>Scolecithricella bradyi</i>
<i>Corycaeus agilis</i>	<i>Nannocalanus minor</i>	<i>Scolecithrix danae</i>
<i>Eucalanus attenuatus</i>	<i>Oncaea venusta</i>	<i>Temora discaudata</i>
<i>Eucalanus crassus</i>	<i>Pareuchaeta gracilis</i>	<i>Temora stylifera</i>
<i>Eucalanus elongatus</i>	<i>Phaëna spinifera</i>	<i>Undinula vulgaris</i>
<i>Eucalanus mucronatus</i>	<i>Pontella diagonalis</i>	

5578. Lat. $5^{\circ}14'38''$ N., long. $119^{\circ}57'57''$ E.; north of Tawi Tawi, Philippine Islands; September 23, 1909; surface; 14 species

<i>Calanopia minor</i>	<i>Euchaeta marina</i>	<i>Pareuchaeta norvegica</i>
<i>Candacia aethiopica</i>	<i>Euchaeta spinosa</i>	<i>Phaëna spinifera</i>
<i>Candacia simplex</i>	<i>Haloptilus ornatus</i>	<i>Sapphirina longifurca</i>
<i>Corycaeus speciosus</i>	<i>Pareuchaeta gracilis</i>	<i>Undinula vulgaris</i>
<i>Eucalanus mucronatus</i>	<i>Pareuchaeta incisa</i>	

5595. Lat. $6^{\circ}54'$ N., long. $122^{\circ}04'30''$ E.; off Mindanao, Philippine Islands; October 6, 1909; surface; 5 species

<i>Eucalanus attenuatus</i>	<i>Undeuchaeta major</i>	<i>Undinula vulgaris</i>
<i>Eucalanus crassus</i>	<i>Undeuchaeta plumosa</i>	

5596. Lat. $6^{\circ}54'$ N., long. $122^{\circ}04'30''$ E.; off Mindanao, Philippine Islands; October 10, 1909; surface; 1 species

Undinula vulgaris

†5601. Lat. $1^{\circ}13'10''$ N., long. $125^{\circ}17'05''$ E.; Gulf of Tomini, Celebes; November 13, 1909; just below surface; 20 species

<i>Acartia danae</i>	<i>Eucalanus monachus</i>	<i>Oncaea minuta</i>
<i>Acartia longiremis</i>	<i>Farranula rostrata</i>	<i>Paracalanus parvus</i>
<i>Calanopia aurivillii</i>	<i>Labidocera acutifrons</i>	<i>Pontella fera</i>
<i>Candacia bipinnata</i>	<i>Macrosetella gracilis</i>	<i>Sapphirina auronitens</i>
<i>Corycaeus latus</i>	<i>Microsetella norvegica</i>	<i>Temora stylifera</i>
<i>Corycaeus lautus</i>	<i>Microsetella rosea</i>	<i>Undinula caroli</i>
<i>Eucalanus attenuatus</i>	<i>Neocalanus gracilis</i>	

5611. Lat. $00^{\circ}40'30''$ S., long. $121^{\circ}50'$ E.; Gulf of Tomini, Celebes; November 19, 1909; surface; 11 species

<i>Candacia simplex</i>	<i>Eucalanus attenuatus</i>	<i>Labidocera acuta</i>
<i>Centropages calaninus</i>	<i>Eucalanus crassus</i>	<i>Rhincalanus cornutus</i>
<i>Copilia mirabilis</i>	<i>Eucalanus mucronatus</i>	<i>Rhincalanus nasutus</i>
<i>Copilia quadrata</i>	<i>Euchaeta marina</i>	

5627. Lat. $00^{\circ}06'$ N., long. $127^{\circ}26'$ E.; off Kayoa Island, Philippine Islands; November 29, 1909; 5-0 fathoms; 2 species

<i>Copilia quadrata</i>	<i>Euchaeta marina</i>
-------------------------	------------------------

5633. Lat. $1^{\circ}03'$ S., long. $127^{\circ}44'$ E.; south of Patiente Strait; December 2, 1909; surface; 8 species

<i>Candacia simplex</i>	<i>Eucalanus subcrassus</i>	<i>Pleuromamma xiphias</i>
<i>Copilia mirabilis</i>	<i>Euchirella intermedia</i>	<i>Undinula vulgaris</i>
<i>Eucalanus attenuatus</i>	<i>Pareuchaeta bisinuata</i>	

5640. Lat. $4^{\circ}27'$ S., long. $122^{\circ}55'40''$ E.; Buton Strait; December 13, 1909; surface; 2 species

<i>Copilia mirabilis</i>	<i>Sapphirina longifurca</i>
--------------------------	------------------------------

5646. Lat. $5^{\circ}31'30''$ S., long. $122^{\circ}22'40''$ E.; Buton Strait; December 16, 1909; 456-0 fathoms; 15 species

<i>Acrocalanus gracilis</i>	<i>Farranula gibbula</i>	<i>Sapphirina angusta</i>
<i>Acrocalanus longicornis</i>	<i>Macrosetella gracilis</i>	<i>Temora discaudata</i>
<i>Candacia aethiopica</i>	<i>Nannocalanus minor</i>	<i>Temora stylifera</i>
<i>Corycaeus longistylis</i>	<i>Oncaea minuta</i>	<i>Undinula caroli</i>
<i>Farranula concinna</i>	<i>Oncaea venusta</i>	<i>Undinula vulgaris</i>

†5647. Lat. $5^{\circ}34'$ S., long. $122^{\circ}18'15''$ E.; Buton Strait; December 16, 1909; below surface; 10 species

<i>Acartia danae</i>	<i>Macrosetella gracilis</i>	<i>Paracalanus parvus</i>
<i>Acrocalanus gracilis</i>	<i>Microsetella rosea</i>	<i>Temora discaudata</i>
<i>Eucalanus monachus</i>	<i>Nannocalanus minor</i>	
<i>Farranula gibbula</i>	<i>Neocalanus gracilis</i>	

†5651. Lat. $4^{\circ}43'50''$ S., long. $121^{\circ}23'24''$ E.; Gulf of Boni, Celebes; December 17, 1909; surface; 28 species

<i>Acartia danae</i>	<i>Corycaeus longistylis</i>	<i>Oncaea minuta</i>
<i>Acrocalanus gibber</i>	<i>Corycaeus ovalis</i>	<i>Oncaea venusta</i>
<i>Acrocalanus gracilis</i>	<i>Corycaeus pacificus</i>	<i>Paracalanus parvus</i>
<i>Acrocalanus longicornis</i>	<i>Eucalanus monachus</i>	<i>Pseudocalanus minutus</i>
<i>Calocalanus pavo</i>	<i>Farranula carinata</i>	<i>Temora discaudata</i>
<i>Calocalanus styliremis</i>	<i>Farranula gibbula</i>	<i>Temora longicornis</i>
<i>Centropages furcatus</i>	<i>Macrosetella gracilis</i>	<i>Temora stylifera</i>
<i>Chiridius armatus</i>	<i>Microsetella rosea</i>	<i>Undinula vulgaris</i>
<i>Clausocalanus arcuicornis</i>	<i>Nannocalanus minor</i>	
<i>Corycaeus latus</i>	<i>Oithona similis</i>	

5653. Lat. $4^{\circ}27'36''$ S., long. $121^{\circ}16'36''$ E.; Gulf of Boni, Celebes; December 17, 1909; surface; 3 species

<i>Acrocalanus gracilis</i>	<i>Corycaeus ovalis</i>	<i>Farranula carinata</i>
-----------------------------	-------------------------	---------------------------

5655. Lat. $3^{\circ}34'10''$ S., long. $120^{\circ}50'30''$ E.; Gulf of Boni, Celebes; December 18, 1909; surface; 1 species

Calanus finmarchicus

5657. Lat. $3^{\circ}19'40''$ S., long. $120^{\circ}36'30''$ E.; Gulf of Boni, Celebes; December 19, 1909; surface; 1 species

Microsetella rosea

5661. Lat. $5^{\circ}49'40''$ S., long. $120^{\circ}24'30''$ E.; Flores Sea, Celebes; December 20, 1909; surface; 1 species

Temora discaudata

5672. Lat. $00^{\circ}29'$ S., long. $118^{\circ}51'$ E.; Macassar Strait, Celebes; December 30, 1909; surface; 3 species

<i>Eucalanus attenuatus</i>	<i>Labidocera acuta</i>	<i>Temora stylifera</i>
-----------------------------	-------------------------	-------------------------

E. HYDROGRAPHIC STATIONS, 1889 AND 1891¹³

(With Corresponding 1891 [Pacific] Cable Survey Stations in Parentheses)

1689. Lat. $32^{\circ}39'30''$ N., long. $119^{\circ}07'45''$ W.; off west coast United States; January 24, 1889; surface; 3 species

<i>Calanus cristatus</i>	<i>Calanus finmarchicus</i>	<i>Eucalanus mucronatus</i>
--------------------------	-----------------------------	-----------------------------

1888. Lat. $45^{\circ}01'$ N., long. $124^{\circ}35'$ W.; off coast of Oregon; August 30, 1889; surface; 1 species

Acartia longiremis

¹³Tanner, Z. L., Report of the results of the survey for the purpose of determining the practicability of laying a telegraphic cable between the United States and the Hawaiian Islands, Senate Doc. 153, 52d Cong., 1st Sess., 26 pp., 4 photos, 9 charts, 1892; Townsend, C. H., Dredging and other records of the United States Fish Commission Steamer *Albatross*, with bibliography relative to the work of the vessel, U. S. Fish Comm. Rep. for 1900, pp. 442, 445, 456-461, 480, 1901.

2700. Lat. 35°37' N., long. 126°41' W.; California to Hawaii; October 13, 1891; surface; 8 species

<i>Calanus cristatus</i>	<i>Eucalanus elongatus</i>	<i>Neocalanus gracilis</i>
<i>Calanus hyperboreus</i>	<i>Eucalanus mucronatus</i>	<i>Pareuchaeta norvegica</i>
<i>Eucalanus attenuatus</i>	<i>Metridia longa</i>	

2701. Lat. 35°33' N., long. 126°59'30" W.; California to Hawaii; October 13, 1891; surface; 3 species

<i>Calanus finmarchicus</i>	<i>Eucalanus attenuatus</i>	<i>Eucalanus mucronatus</i>
-----------------------------	-----------------------------	-----------------------------

2718 (64). Lat. 33°54'30" N., long. 131°45' W.; California to Hawaii; October 15, 1891; surface; 28 species

<i>Acartia danae</i>	<i>Farranula gibbula</i>	<i>Oithona similis</i>
<i>Calocalanus pavo</i>	<i>Farranula gracilis</i>	<i>Paracalanus parvus</i>
<i>Canthocalanus pauper</i>	<i>Farranula rostrata</i>	<i>Pseudocalanus minutus</i>
<i>Centropages calaninus</i>	<i>Lucicutia flavicornis</i>	<i>Rhincalanus nasutus</i>
<i>Clausocalanus furcatus</i>	<i>Macrosetella gracilis</i>	<i>Sapphirina auronitens</i>
<i>Corycaeus agilis</i>	<i>Mecynocera clausi</i>	<i>Scolecithrix danae</i>
<i>Corycaeus flaccus</i>	<i>Microsetella norvegica</i>	<i>Undinula caroli</i>
<i>Corycaeus robustus</i>	<i>Microsetella rosea</i>	<i>Undinula darwinii</i>
<i>Corycaeus speciosus</i>	<i>Neocalanus gracilis</i>	
<i>Farranula carinata</i>	<i>Oithona linearis</i>	

2719 (65). Lat. 33°48'30" N., long. 132°01' W.; California to Hawaii; October 15, 1891; surface; 58 species

<i>Acartia danae</i>	<i>Corycaeus ovalis</i>	<i>Neocalanus gracilis</i>
<i>Acrocalanus gibber</i>	<i>Corycaeus pacificus</i>	<i>Oithona spinirostris</i>
<i>Acrocalanus gracilis</i>	<i>Corycaeus speciosus</i>	<i>Oncaea conifera</i>
<i>Aetideus armatus</i>	<i>Eucalanus attenuatus</i>	<i>Oncaea minuta</i>
<i>Calocalanus pavo</i>	<i>Eucalanus crassus</i>	<i>Oncaea similis</i>
<i>Calocalanus styliremis</i>	<i>Eucalanus elongatus</i>	<i>Oncaea venusta</i>
<i>Candacia aethiopica</i>	<i>Eucalanus monachus</i>	<i>Paracalanus aculeatus</i>
<i>Candacia bipinnata</i>	<i>Euchaeta marina</i>	<i>Paracalanus parvus</i>
<i>Candacia bispinosa</i>	<i>Farranula carinata</i>	<i>Phaëna spinifera</i>
<i>Candacia simplex</i>	<i>Farranula gibbula</i>	<i>Pleuromamma abdomi-</i>
<i>Centropages calaninus</i>	<i>Farranula gracilis</i>	<i>nalis</i>
<i>Centropages violaceus</i>	<i>Farranula rostrata</i>	<i>Pleuromamma gracilis</i>
<i>Clausocalanus arcuicornis</i>	<i>Heterorhabdus papilliger</i>	<i>Pontellina plumata</i>
<i>Clausocalanus furcatus</i>	<i>Heterorhabdus spinifrons</i>	<i>Rhincalanus nasutus</i>
<i>Corycaeus agilis</i>	<i>Lubbockia squillimana</i>	<i>Sapphirina auronitens</i>
<i>Corycaeus crassiusculus</i>	<i>Lucicutia flavicornis</i>	<i>Scolecithrix danae</i>
<i>Corycaeus flaccus</i>	<i>Macrosetella gracilis</i>	<i>Temora discaudata</i>
<i>Corycaeus limbatus</i>	<i>Mecynocera clausi</i>	<i>Undinula caroli</i>
<i>Corycaeus longistylis</i>	<i>Megacalanus longicornis</i>	<i>Undinula darwinii</i>
<i>Corycaeus lubbockii</i>	<i>Microsetella rosea</i>	

2720 (66). Lat. 33°41'30" N., long. 134°17' W.; California to Hawaii; October 16, 1891; surface; 38 species

<i>Acartia danae</i>	<i>Calocalanus pavo</i>	<i>Copilia denticulata</i>
<i>Acartia negligens</i>	<i>Candacia simplex</i>	<i>Corycaeus agilis</i>
<i>Acrocalanus gibber</i>	<i>Centropages calaninus</i>	<i>Corycaeus flaccus</i>
<i>Acrocalanus gracilis</i>	<i>Clausocalanus arcuicornis</i>	<i>Corycaeus lautus</i>

2720 (66). Lat. 33°41'30'' N., long. 134°17' W., California to Hawaii; October 16, 1891; surface; 38 species—Continued

<i>Corycaeus longistylis</i>	<i>Farranula gibbula</i>	<i>Oncaea venusta</i>
<i>Corycaeus pumilus</i>	<i>Farranula gracilis</i>	<i>Paracalanus parvus</i>
<i>Corycaeus robustus</i>	<i>Farranula rostrata</i>	<i>Pleuromamma gracilis</i>
<i>Corycaeus speciosus</i>	<i>Metridia lucens</i>	<i>Pseudocalanus minutus</i>
<i>Corycaeus typicus</i>	<i>Microsetella rosea</i>	<i>Rhincalanus cornutus</i>
<i>Eucalanus elongatus</i>	<i>Neocalanus gracilis</i>	<i>Sapphirina auronitens</i>
<i>Eucalanus monachus</i>	<i>Oithona similis</i>	<i>Temora discaudata</i>
<i>Eucalanus mucronatus</i>	<i>Oncaea minuta</i>	<i>Undinula darwinii</i>
<i>Farranula carinata</i>	<i>Oncaea notopa</i>	

2721 (67). Lat. 33°35' N., long. 132°33'30'' W.; California to Hawaii; October 16, 1891; surface; 23 species

<i>Acartia danae</i>	<i>Farranula carinata</i>	<i>Oithona linearis</i>
<i>Acrocalanus gracilis</i>	<i>Farranula gracilis</i>	<i>Oithona similis</i>
<i>Aetideus armatus</i>	<i>Farranula rostrata</i>	<i>Oithona spirostris</i>
<i>Calocalanus pavo</i>	<i>Lucicutia flavicornis</i>	<i>Oncaea notopa</i>
<i>Centropages calaninus</i>	<i>Metridia lucens</i>	<i>Oncaea venusta</i>
<i>Corycaeus longistylis</i>	<i>Microsetella norvegica</i>	<i>Pleuromamma gracilis</i>
<i>Eucalanus attenuatus</i>	<i>Microsetella rosea</i>	<i>Undinula darwinii</i>
<i>Eucalanus monachus</i>	<i>Neocalanus gracilis</i>	

2722 (68). Lat. 33°28'30'' N., long. 132°50' W.; California to Hawaii; October 16, 1891; surface; 9 species

<i>Corycaeus agilis</i>	<i>Farranula rostrata</i>	<i>Paracalanus parvus</i>
<i>Corycaeus ovalis</i>	<i>Microsetella rosea</i>	<i>Pseudocalanus minutus</i>
<i>Farranula gracilis</i>	<i>Oncaea venusta</i>	<i>Undinula darwinii</i>

2723 (69). Lat. 33°24' N., long. 133°01' W.; California to Hawaii; October 16, 1891; surface; 1 species

Neocalanus gracilis

2724 (70). Lat. 33°26' N., long. 133°12' W.; California to Hawaii; October 16, 1891; surface; 27 species

<i>Acartia clausii</i>	<i>Corycaeus typicus</i>	<i>Microsetella norvegica</i>
<i>Acartia danae</i>	<i>Eucalanus elongatus</i>	<i>Oncaea minuta</i>
<i>Acartia negligens</i>	<i>Euchaeta marina</i>	<i>Oncaea venusta</i>
<i>Clausocalanus furcatus</i>	<i>Farranula carinata</i>	<i>Paracalanus parvus</i>
<i>Corycaeus agilis</i>	<i>Farranula gibbula</i>	<i>Pseudocalanus minutus</i>
<i>Corycaeus crassiusculus</i>	<i>Farranula gracilis</i>	<i>Sapphirina auronitens</i>
<i>Corycaeus limbatus</i>	<i>Farranula rostrata</i>	<i>Temora discaudata</i>
<i>Corycaeus ovalis</i>	<i>Lubbockia aculeata</i>	<i>Temora stylifera</i>
<i>Corycaeus speciosus</i>	<i>Metridia lucens</i>	<i>Undinula darwinii</i>

2725 (71). Lat. 33°15'30'' N., long. 133°24' W.; California to Hawaii; October 16, 1891; surface; 47 species

<i>Acartia danae</i>	<i>Centropages calaninus</i>	<i>Corycaeus typicus</i>
<i>Acartia negligens</i>	<i>Clausocalanus furcatus</i>	<i>Eucalanus elongatus</i>
<i>Acrocalanus gibber</i>	<i>Clytemnestra scutellata</i>	<i>Eucalanus monachus</i>
<i>Acrocalanus gracilis</i>	<i>Corycaeus agilis</i>	<i>Eucalanus mucronatus</i>
<i>Aetideus armatus</i>	<i>Corycaeus catus</i>	<i>Euchaeta acuta</i>
<i>Amalothrix emarginata</i>	<i>Corycaeus limbatus</i>	<i>Euchaeta marina</i>
<i>Calocalanus pavo</i>	<i>Corycaeus ovalis</i>	<i>Farranula carinata</i>
<i>Candacia simplex</i>	<i>Corycaeus pumilus</i>	<i>Farranula gibbula</i>

2725 (71). Lat. 33°15'30" N., long. 133°24' W.; California to Hawaii; October 16, 1891; surface; 47 species—Continued

<i>Farranula gracilis</i>	<i>Oncaea notopa</i>	<i>Scolecithrix danae</i>
<i>Farranula rostrata</i>	<i>Oncaea similis</i>	<i>Temora discaudata</i>
<i>Heterorhabdus spinifrons</i>	<i>Oncaea venusta</i>	<i>Temora longicornis</i>
<i>Lucicutia flavicornis</i>	<i>Paracalanus parvus</i>	<i>Temora stylifera</i>
<i>Macrosetella gracilis</i>	<i>Phaëna spinifera</i>	<i>Undinula caroli</i>
<i>Microsetella rosea</i>	<i>Pseudocalanus minutus</i>	<i>Undinula darwinii</i>
<i>Nannocalanus minor</i>	<i>Sapphirina auronitens</i>	<i>Undinula vulgaris</i>
<i>Oncaea minuta</i>	<i>Sapphirina intestinata</i>	

2727 (73). Lat. 33°08' N., long. 133°46' W.; California to Hawaii; October 16, 1891; surface; 22 species

<i>Acartia danae</i>	<i>Farranula gibbula</i>	<i>Oncaea similis</i>
<i>Acrocalanus gracilis</i>	<i>Farranula rostrata</i>	<i>Paracalanus parvus</i>
<i>Amalothrix emarginata</i>	<i>Macrosetella gracilis</i>	<i>Pseudocalanus minutus</i>
<i>Augaptilus glacialis</i>	<i>Microsetella rosea</i>	<i>Sapphirina auronitens</i>
<i>Centropages calaninus</i>	<i>Oithona similis</i>	<i>Temora discaudata</i>
<i>Corycaeus catus</i>	<i>Oncaea conifera</i>	<i>Undinula vulgaris</i>
<i>Eucalanus monachus</i>	<i>Oncaea minuta</i>	
<i>Farranula carinata</i>	<i>Oncaea notopa</i>	

2728 (74). Lat. 33°04'30" N., long. 133°56'30" W.; California to Hawaii; October 16, 1891; surface; 1 species

Undeuchaeta plumosa

2729 (75). Lat. 33°01' N., long. 134°08' W.; California to Hawaii; October 16, 1891; surface; 34 species

<i>Acartia longiremis</i>	<i>Corycaeus typicus</i>	<i>Oncaea notopa</i>
<i>Amalothrix emarginata</i>	<i>Eucalanus attenuatus</i>	<i>Oncaea venusta</i>
<i>Centropages furcatus</i>	<i>Eucalanus monachus</i>	<i>Paracalanus parvus</i>
<i>Centropages violaceus</i>	<i>Euchaeta marina</i>	<i>Phaëna spinifera</i>
<i>Clausocalanus arcuicornis</i>	<i>Farranula gracilis</i>	<i>Rhincalanus cornutus</i>
<i>Clausocalanus furcatus</i>	<i>Farranula rostrata</i>	<i>Rhincalanus nasutus</i>
<i>Corycaeus agilis</i>	<i>Heterorhabdus papilliger</i>	<i>Scolecithrix danae</i>
<i>Corycaeus crassiusculus</i>	<i>Mecynocera clausi</i>	<i>Undinula caroli</i>
<i>Corycaeus dubius</i>	<i>Microsetella rosea</i>	<i>Undinula darwinii</i>
<i>Corycaeus flaccus</i>	<i>Oithona plumifera</i>	<i>Undinula vulgaris</i>
<i>Corycaeus lautus</i>	<i>Oithona similis</i>	
<i>Corycaeus speciosus</i>	<i>Oncaea minuta</i>	

2730 (76). Lat. 32°57'30" N., long. 134°18'30" W.; California to Hawaii; October 16, 1891; surface; 30 species

<i>Acartia negligens</i>	<i>Euchaeta acuta</i>	<i>Oncaea minuta</i>
<i>Candacia bipinnata</i>	<i>Euchaeta marina</i>	<i>Oncaea venusta</i>
<i>Candacia hispinosa</i>	<i>Euchirella brevis</i>	<i>Pareuchaeta tonsa</i>
<i>Centropages furcatus</i>	<i>Farranula rostrata</i>	<i>Pseudocalanus minutus</i>
<i>Copilia denticulata</i>	<i>Gaetanus recticornis</i>	<i>Rhincalanus nasutus</i>
<i>Corycaeus speciosus</i>	<i>Lucicutia longicornis</i>	<i>Scolecithrix danae</i>
<i>Corycaeus typicus</i>	<i>Mecynocera clausi</i>	<i>Spinocalanus abyssalis</i>
<i>Eucalanus attenuatus</i>	<i>Microsetella rosea</i>	<i>Undinula caroli</i>
<i>Eucalanus elongatus</i>	<i>Oithona plumifera</i>	<i>Undinula darwinii</i>
<i>Eucalanus monachus</i>	<i>Oithona similis</i>	<i>Undinula vulgaris</i>

2731 (77). Lat. 32°54' N., long. 134°30' W.; California to Hawaii; October 17, 1891; surface; 27 species

<i>Acartia danae</i>	<i>Euchaeta marina</i>	<i>Sapphirina angusta</i>
<i>Acartia negligens</i>	<i>Microsetella rosea</i>	<i>Sapphirina auronitens</i>
<i>Candacia bispinosa</i>	<i>Nannocalanus minor</i>	<i>Scolecithricella bradyi</i>
<i>Centropages furcatus</i>	<i>Oncaea venusta</i>	<i>Scolecithrix danae</i>
<i>Clausocalanus arcuicornis</i>	<i>Pareuchaeta incisa</i>	<i>Temora discaudata</i>
<i>Corycaeus speciosus</i>	<i>Pareuchaeta tonsa</i>	<i>Temora stylifera</i>
<i>Eucalanus elongatus</i>	<i>Phaëna spinifera</i>	<i>Undinula caroli</i>
<i>Eucalanus monachus</i>	<i>Pleuromamma gracilis</i>	<i>Undinula darwinii</i>
<i>Euchaeta acuta</i>	<i>Rhincalanus nasutus</i>	<i>Undinula vulgaris</i>

2732 (78). Lat. 32°50' N., long. 134°40'30" W.; California to Hawaii; October 17, 1891; surface; 19 species

<i>Eucalanus attenuatus</i>	<i>Oncaea venusta</i>	<i>Temora discaudata</i>
<i>Eucalanus crassus</i>	<i>Pareuchaeta tonsa</i>	<i>Temora stylifera</i>
<i>Eucalanus elongatus</i>	<i>Rhincalanus nasutus</i>	<i>Undinula caroli</i>
<i>Eucalanus monachus</i>	<i>Sapphirina auronitens</i>	<i>Undinula darwinii</i>
<i>Euchaeta acuta</i>	<i>Sapphirina lactens</i>	<i>Undinula vulgaris</i>
<i>Euchaeta marina</i>	<i>Scolecithricella bradyi</i>	
<i>Lucicutia flavicornis</i>	<i>Scolecithrix danae</i>	

2733 (79). Lat. 32°46'30" N., long. 134°52' W.; California to Hawaii; October 17, 1891; surface; 15 species

<i>Centropages calaninus</i>	<i>Farranula rostrata</i>	<i>Paracalanus parvus</i>
<i>Centropages furcatus</i>	<i>Mecynocera clausi</i>	<i>Pleuromamma gracilis</i>
<i>Clausocalanus arcuicornis</i>	<i>Microsetella rosea</i>	<i>Scolecithrix danae</i>
<i>Eucalanus monachus</i>	<i>Nannocalanus minor</i>	<i>Temora discaudata</i>
<i>Farranula carinata</i>	<i>Oncaea venusta</i>	<i>Undinula vulgaris</i>

2734 (80). Lat. 32°46' N., long. 134°54' W.; California to Hawaii; October 17, 1891; surface; 23 species

<i>Acrocalanus gracilis</i>	<i>Eucalanus elongatus</i>	<i>Microsetella rosea</i>
<i>Calanus tonsus</i>	<i>Eucalanus monachus</i>	<i>Oncaea venusta</i>
<i>Centropages calaninus</i>	<i>Euchaeta marina</i>	<i>Pareuchaeta tonsa</i>
<i>Centropages furcatus</i>	<i>Farranula carinata</i>	<i>Scolecithrix danae</i>
<i>Copilia denticulata</i>	<i>Farranula gibbula</i>	<i>Temora stylifera</i>
<i>Corycaeus agilis</i>	<i>Farranula gracilis</i>	<i>Undinula darwinii</i>
<i>Corycaeus catus</i>	<i>Farranula rostrata</i>	<i>Undinula vulgaris</i>
<i>Corycaeus speciosus</i>	<i>Heterorhabdus spinifrons</i>	

2735 (81). Lat. 32°44'40" N., long. 134°58' W.; California to Hawaii; October 17, 1891; surface; 8 species

<i>Centropages furcatus</i>	<i>Oncaea minuta</i>	<i>Scolecithrix danae</i>
<i>Centropages violaceus</i>	<i>Paracalanus aculeatus</i>	<i>Temora stylifera</i>
<i>Clausocalanus arcuicornis</i>	<i>Paracalanus parvus</i>	

2736 (82). Lat. 32°44' N., long. 135°00' W.; California to Hawaii; October 17, 1891; surface; 12 species

<i>Centropages calaninus</i>	<i>Corycaeus dubius</i>	<i>Oncaea venusta</i>
<i>Clausocalanus arcuicornis</i>	<i>Farranula carinata</i>	<i>Paracalanus parvus</i>
<i>Clytemnestra rostrata</i>	<i>Farranula rostrata</i>	<i>Scolecithrix danae</i>
<i>Corycaeus agilis</i>	<i>Microsetella rosea</i>	<i>Undinula darwinii</i>

2794 (139). Lat. $32^{\circ}12'30''$ N., long. $136^{\circ}00'30''$ W.; California to Hawaii; November 9, 1891; surface; 1 species

Pontella atlantica

2828 (173). Lat. $29^{\circ}43'$ N., long. $142^{\circ}04'30''$ W.; California to Hawaii; November 12, 1891; surface; 4 species

<i>Candacia simplex</i>	<i>Lucicutia flavicornis</i>	<i>Pontella fera</i>
<i>Euchaeta marina</i>		

2877 (222). Lat. $25^{\circ}14'$ N., long. $150^{\circ}39'$ W.; California to Hawaii; November 17, 1891; surface; 4 species

<i>Candacia longimana</i>	<i>Lucicutia flavicornis</i>	<i>Pleuromamma xiphias</i>
<i>Gaetanus armiger</i>		

2878 (223). Lat. $25^{\circ}08'$ N., long. $150^{\circ}50'$ W.; California to Hawaii; November 17, 1891; surface; 1 species

Pontella securifer

2892 (236). Lat. $23^{\circ}49'$ N., long. $153^{\circ}20'$ W.; California to Hawaii; November 18, 1891; surface; 8 species

<i>Clausocalanus arcuicornis</i>	<i>Neocalanus robustior</i>	<i>Pontella danae</i>
<i>Euchaeta marina</i>	<i>Pleuromamma abdomi-</i>	<i>Pontella fera</i>
<i>Neocalanus gracilis</i>	<i>nalis</i>	<i>Undinula darwinii</i>

3116 (470). Lat. $36^{\circ}29'$ N., long. $136^{\circ}51'$ W.; California to Hawaii; December 25, 1891; surface; 8 species

<i>Acartia danae</i>	<i>Heterorhabdus spinifrons</i>	<i>Scolecithricella vittata</i>
<i>Euaetideus giesbrechti</i>	<i>Scolecithricella bradyi</i>	<i>Undinula caroli</i>
<i>Heterorhabdus norvegicus</i>	<i>Scolecithricella dentata</i>	

3120 (474). Lat. $30^{\circ}38'$ N., long. $136^{\circ}23'$ W.; California to Hawaii; December 26, 1891; surface; 1 species

Gaidius pungens

3782 [Agassiz Station 7]. Lat. $18^{\circ}19'$ N., long. $134^{\circ}57'$ W.; California to Marquesas Islands; September 1, 1899; surface; 1 species

Centropages calaninus

3786 [Agassiz Station 12]. Lat. $12^{\circ}07'$ N., long. $137^{\circ}18'$ W.; California to Marquesas Islands; September 4, 1899; surface; 1 species

Pontella danae

3789 [Agassiz Station 16]. Lat. $02^{\circ}38'$ N., long. $137^{\circ}22'$ W.; California to Marquesas Islands; September 9, 1899; 250-0 fathoms; 7 species

<i>Bathycalanus richardi</i>	<i>Megacalanus longicornis</i>	<i>Undeuchaeta plumosa</i>
<i>Dysgamus pacificus</i>	<i>Pareuchaeta hansenii</i>	
<i>Gaetanus kruppii</i>	<i>Pseudochirella obtusa</i>	

3798 [Agassiz Station 27]. Cape Martin, Nukuhiva Island, N. 30° E.; distance $6\frac{1}{2}$ miles; September 15, 1899; 300-0 fathoms; 1 species

Gaetanus antarcticus

F. UNNUMBERED LOCALITIES

OKHOTSK SEA

Robben Island; surface; 1 species

Pontella pulvinata

ALASKA

Amchitka Island; August, 1893; 2 species

*Calanus finmarchicus**Eucalanus mucronatus*

Attu Island, collected by Victor Scheffer, June 10, 1937; 1 species

Acartia tumida

Behm Canal; August, 1893; 1 species

Calanus finmarchicus

Kodiak Island, anchorage; August, 1893; 2 species

*Acartia longiremis**Robertsonia tenuis*

Rat Island, collected by Victor B. Scheffer, June 26, 1932; 1 species

Tigriopus incertus

Yes Bay; 4 species

*Calanus finmarchicus**Metridia lucens**Pseudocalanus minutus**Gaidius tenuispinus*

BRITISH COLUMBIA

Beaver Harbor, Vancouver Island; September, 1888; 3 species

*Acartia longiremis**Harpacticus chelifer**Pontella tenuiremis*

PACIFIC, EASTERN TROPICAL

Charles Island, Galápagos [1891 or 1904-5?]; surface; 12 species

*Acrocalanus gracilis**Metridia longa**Phaëna spinifera**Calanopia minor**Nannocalanus minor**Pseudocalanus minutus**Centropages furcatus**Neocalanus tenuicornis**Temora discaudata**Farranula rostrata**Oncaea venusta**Temora stylifera*

PACIFIC, SOUTH AND WEST

*Ellice Islands; Funafuti; December 23, 1899; surface; 5 species

*Macandrewella agassizi**Pachyptilus abbreviatus**Scolecithrix danae**Macandrewella chelipes**Pontella tenuiremis*

*Fiji Islands, off Mbatiki Island; surface; December 1897; 1 species

Macrosetella gracilis

*Fiji Islands, east entrance Mhengah Passage; December 16, 1897; surface; 1 species

Acartia danae

Fiji Islands, off Kimbombo Island; December 1897; 40 fathoms; 1 species*Acartia danae*****Fiji Islands, south of Suva Light; November 1897; surface; 71 species**

<i>Acartia hamata</i>	<i>Corycaeus limbatus</i>	<i>Mecynocera clausi</i>
<i>Acartia negligens</i>	<i>Corycaeus longistylis</i>	<i>Nannocalanus minor</i>
<i>Acrocalanus gibber</i>	<i>Corycaeus ovalis</i>	<i>Neocalanus gracilis</i>
<i>Acrocalanus gracilis</i>	<i>Corycaeus speciosus</i>	<i>Neocalanus robustior</i>
<i>Acrocalanus monachus</i>	<i>Corycaeus typicus</i>	<i>Neocalanus tenuicornis</i>
<i>Aetideus armatus</i>	<i>Euaetideus giesbrechti</i>	<i>Oculosetella gracilis</i>
<i>Calanopia elliptica</i>	<i>Euaugaptilus elongatus</i>	<i>Oithona plumifera</i>
<i>Calanopia sarsi</i>	<i>Eucalanus attenuatus</i>	<i>Oithona similis</i>
<i>Calocalanus pavo</i>	<i>Eucalanus elongatus</i>	<i>Oithona spinirostris</i>
<i>Calocalanus styliremis</i>	<i>Eucalanus muticus</i>	<i>Oithonina nana</i>
<i>Candacia aethiopica</i>	<i>Euchaeta acuta</i>	<i>Oncaea minuta</i>
<i>Candacia simplex</i>	<i>Euchaeta longicornis</i>	<i>Oncaea venusta</i>
<i>Canthocalanus pauper</i>	<i>Euchaeta marina</i>	<i>Pachyptilus abbreviatus</i>
<i>Centropages calaninus</i>	<i>Farranula gibbula</i>	<i>Paracalanus parvus</i>
<i>Centropages furcatus</i>	<i>Farranula gracilis</i>	<i>Phaëna spinifera</i>
<i>Centropages orsinii</i>	<i>Farranula rostrata</i>	<i>Pontellina plumata</i>
<i>Centropages violaceus</i>	<i>Haloptilus longicornis</i>	<i>Pseudocalanus minutus</i>
<i>Clausocalanus arcuicornis</i>	<i>Haloptilus spiniceps</i>	<i>Sapphirina auronitens</i>
<i>Conaea gracilis</i>	<i>Heterorhabdus spinifrons</i>	<i>Scolecithricella vittata</i>
<i>Copilia quadrata</i>	<i>Lophothrix frontalis</i>	<i>Scolecithrix danae</i>
<i>Corycaeus agilis</i>	<i>Lubbockia squillimana</i>	<i>Temora stylifera</i>
<i>Corycaeus catus</i>	<i>Lucicutia flavicornis</i>	<i>Undinula caroli</i>
<i>Corycaeus clausi</i>	<i>Macandrewella chelipes</i>	<i>Undinula vulgaris</i>
<i>Corycaeus flaccus</i>	<i>Macrosetella gracilis</i>	

***Fiji Islands, off Taviuni Island; November-December 1897; surface; 24 species**

<i>Acartia danae</i>	<i>Corycaeus longistylis</i>	<i>Macrosetella gracilis</i>
<i>Acrocalanus gibber</i>	<i>Corycaeus ovalis</i>	<i>Neocalanus gracilis</i>
<i>Acrocalanus gracilis</i>	<i>Corycaeus speciosus</i>	<i>Neocalanus robustior</i>
<i>Calocalanus pavo</i>	<i>Euchaeta marina</i>	<i>Oncaea minuta</i>
<i>Candacia simplex</i>	<i>Farranula gibbula</i>	<i>Oncaea venusta</i>
<i>Centropages hamatus</i>	<i>Farranula rostrata</i>	<i>Phaëna spinifera</i>
<i>Corycaeus agilis</i>	<i>Lubbockia squillimana</i>	<i>Sapphirina auronitens</i>
<i>Corycaeus clausi</i>	<i>Lucicutia flavicornis</i>	<i>Undinula vulgaris</i>

***Fiji Islands, off Vatu Leile; surface; December 1897; 7 species**

<i>Acrocalanus monachus</i>	<i>Corycaeus agilis</i>	<i>Macrosetella gracilis</i>
<i>Calocalanus pavo</i>	<i>Corycaeus typicus</i>	<i>Neocalanus gracilis</i>
<i>Copilia quadrata</i>		

Friendly [Tonga] Islands; [1899?] surface; 1 species**Farranula rostrata*****Gilbert Islands; Butaritari Lagoon, Makin Island; January 6, 1900; surface; 16 species**

<i>Acartia danae</i>	<i>Calanopia elliptica</i>	<i>Copilia vitrea</i>
<i>Acartia hamata</i>	<i>Copilia denticulata</i>	<i>Corycaeus speciosus</i>

***Gilbert Islands; Butaritari Lagoon, Makin Island; January 6, 1900; surface;
16 species—Continued**

<i>Gaidius affinis</i>	<i>Sapphirina salpae</i>	<i>Tortanus murrayi</i>
<i>Monstrilla serriornis</i>	<i>Sapphirina stellata</i>	<i>Undinula vulgaris</i>
<i>Sapphirina auronitens</i>	<i>Temora stylifera</i>	
<i>Sapphirina metallina</i>	<i>Tortanus gracilis</i>	

Hawaiian Islands; 1 species

Calocalanus styliremis

**Low Archipelago, Marokau Island anchorage; October 28, 1899; surface;
1 species**

Gaetanus minor

Marshall Islands, Arno Atoll; January 26, 1900; surface; 7 species

<i>Candacia simplex</i>	<i>Haloptilus longicornis</i>	<i>Undinula vulgaris</i>
<i>Canthocalanus pauper</i>	<i>Pontellina plumata</i>	<i>Xanthocalanus pinguis</i>
<i>Centropages orsinii</i>		

Niuafo Island; lat. 15°35' S., long. 175°40' W.; surface; 17 species

<i>Acartia danae</i>	<i>Corycaeus typicus</i>	<i>Oithona linearis</i>
<i>Copilia mirabilis</i>	<i>Farranula concinna</i>	<i>Oncaea minuta</i>
<i>Corycaeus agilis</i>	<i>Farranula gibbula</i>	<i>Oncaea venusta</i>
<i>Corycaeus lautus</i>	<i>Farranula rostrata</i>	<i>Sapphirina auronitens</i>
<i>Corycaeus longistylis</i>	<i>Lubbockia squillimana</i>	<i>Sapphirina nigromaculata</i>
<i>Corycaeus pacificus</i>	<i>Macrosetella gracilis</i>	

PHILIPPINE ISLANDS

Butauanan Island, east of Luzón; [June 1909]; surface; 1 species

Pontella valida

**Caldera Bay anchorage; west coast of Mindanao; February 6, 1908; surface;
net set in tidal current off gangway; 13 species**

<i>Caligus thymni</i>	<i>Labidocera insolita</i>	<i>Pontella denticauda</i>
<i>Cymbasoma longispinosum</i>	<i>Monstrilla clavata</i>	<i>Pontellopsis strenua</i>
<i>Cymbasoma rigidum</i>	<i>Monstrilla leucopsis</i>	<i>Undinula vulgaris</i>
<i>Harpacticus chelifer</i>	<i>Monstrilla serriornis</i>	
<i>Labidocera acuta</i>	<i>Pontella cerami</i>	

**Iloilo Straits, between Panay and Guimaras; [January or March 1909?]; surface;
25 species**

<i>Calanopia minor</i>	<i>Labidocera acuta</i>	<i>Temora longicornis</i>
<i>Canthocalanus pauper</i>	<i>Labidocera detruncata</i>	<i>Temora stylifera</i>
<i>Centropages furcatus</i>	<i>Labidocera krøyeri</i>	<i>Temora turbinata</i>
<i>Corycaeus ovalis</i>	<i>Labidocera tenuicauda</i>	<i>Tortanus murrayi</i>
<i>Corycaeus pumilus</i>	<i>Macrosetella gracilis</i>	<i>Tortanus recticauda</i>
<i>Corycaeus speciosus</i>	<i>Neocalanus gracilis</i>	<i>Undinula vulgaris</i>
<i>Eucalanus monachus</i>	<i>Oncaea minuta</i>	<i>Valdiviella insignis</i>
<i>Farranula carinata</i>	<i>Paracalanus parvus</i>	
<i>Farranula gibbula</i>	<i>Sapphirina auronitens</i>	

Luzón Island; surface; 4 species

<i>Eucalanus elongatus</i>	<i>Pleuromamma gracilis</i>	<i>Pleuromamma piseki</i>
<i>Labidocera acuta</i>		

Nasugbu Bay, southern Luzón; January 21, 1908; surface; 6 species

<i>Candacia bispinosa</i>	<i>Labidocera acuta</i>	<i>Pleuromamma piseki</i>
<i>Eucalanus elongatus</i>	<i>Pleuromamma gracilis</i>	<i>Pontella surrecta</i>

Port Binanga, Luzón; January 8, 1908; surface; 4 species

<i>Candacia pachydactyla</i>	<i>Labidocera pavo</i>	<i>Pontellopsis bitumida</i>
<i>Labidocera acuta</i>		

Romblon Island, east of Mindoro; March 25, 1908; surface; 1 species

Pontella surrecta

Sabtán [or Sabtang] Island, Batan Islands, north of Luzon [June 1909?]; surface; 33 species

<i>Acartia longiremis</i>	<i>Corycaeus typicus</i>	<i>Oncaea minuta</i>
<i>Acrocalanus gibber</i>	<i>Eucalanus mucronatus</i>	<i>Oncaea venusta</i>
<i>Acrocalanus gracilis</i>	<i>Farranula gibbula</i>	<i>Pareuchaeta gracilis</i>
<i>Acrocalanus longicornis</i>	<i>Labidocera acutifrons</i>	<i>Pleuromamma gracilis</i>
<i>Amenophia peltata</i>	<i>Labidocera detruncata</i>	<i>Pleuromamma xiphias</i>
<i>Calanopia aurivillii</i>	<i>Labidocera lubbockii</i>	<i>Pontellina plumata</i>
<i>Candacia simplex</i>	<i>Labidocera orsinii</i>	<i>Pseudocalanus minutus</i>
<i>Centropages furcatus</i>	<i>Lubbockia squillimana</i>	<i>Sapphirina auronitens</i>
<i>Corycaeus latus</i>	<i>Macrosetella gracilis</i>	<i>Scolecithricella bradyi</i>
<i>Corycaeus limbatus</i>	<i>Nannocalanus minor</i>	<i>Scolecithrix danae</i>
<i>Corycaeus longistylis</i>	<i>Oithona similis</i>	<i>Undinula vulgaris</i>

G. WITHOUT DATA***Albatross*; 1 species**

Dactylopusia vulgaris

LITERATURE CITED ¹⁴

Except in three cases, the following papers have been seen and the references verified. In the case of two of them (Müller, 1785, and Prestandrea, 1833) the references have been verified by librarians in libraries outside Washington where the books are to be found. In the other case (Wolfenden, 1905b) the book is apparently not available in this country, and this reference has been taken from literature.

BAIRD, WILLIAM.

1843. Note on the luminous appearance of the sea, with descriptions of some of the entomostracous insects by which it is occasioned. *Zoologist* (Newman), vol. 1, pp. 55-61, 3 figs.

1850. The natural history of the British Entomostraca, 364 pp., 36 pls. Ray Soc., London.

BIGELOW, HENRY BRYANT.

1924. Plankton of the offshore waters of the Gulf of Maine. *Bull. Bur. Fish.*, vol. 40, pt. 2, 509 pp., 134 figs.

BOECK, AXEL.

1865. Oversigt over de ved Norges kyster lagtagne Copepoder henhørende til Calanidernes, Cyclopidernes og Harpactidernes Familier. *Forh. Vid. Selsk., Christiania*, for 1864, pp. 266-281.

1872. Nye Slaegter og Arter af Saltvands-Copepoder. *Forh. Vid. Selsk., Christiania*, vol. 14, pp. 35-60.

BOURNE, GILBERT C.

1890. Notes on the genus *Monstrilla* Dana. *Quart. Journ. Micr. Sci.*, ser. 2, vol. 30, pp. 565-578, pl. 37.

BRADY, GEORGE STEWARDSON.

1878. A monograph of the British free and semi-parasitic Copepoda, vol. 1, 148 pp., 33 pls. Ray Soc., London.

1880. A monograph of the British free and semi-parasitic Copepoda. Vol. 2, 182 pp., pls. 34-82. Ray Soc., London.

1883. Report on the Copepoda collected by H. M. S. *Challenger* during the years 1873-76. *Rep. Sci. Res. Voyage of H. M. S. Challenger*, Zool., vol. 8, pt. 23, 142 pp., 55 pls.

1918. Copepoda. *Australasian Antarctic Exped.*, 1911-14, ser. C, Zool. and Bot., vol. 5, pt. 3, 48 pp., 15 pls.

BRADY, GEORGE STEWARDSON, AND DAVID ROBERTSON.

1873. Contributions to the study of the Entomostraca. VIII. On Marine Copepoda taken in the West of Ireland. *Ann. Mag. Nat. Hist.*, ser. 4, vol. 12, pp. 126-142, pls. 8, 9.

1876. Report on dredging off the coast of Durham and North Yorkshire in 1874. *Rep. 45th Meeting British Assoc. Advancement of Science*, held at Bristol in August, 1875, pp. 185-199.

¹⁴ Compiled by Lucile McCain.

CANU, EUGÈNE.

1888. Les Copépodes libres marins du Boulonnais. I. Les Calanidae. Bull. Sci. France et Belgique, vol. 19, pp. 78-106, pls. 7-9.

CHUN, CARL.

1897. Die Beziehungen zwischen dem arktischen und antarktischen Plankton, 65 pp., 1 map. Stuttgart.

CLAUS, CARL.

1859. Ueber das Auge der Sapphirinen und Pontellen. Arch. für Anat., Physiol., wiss. Med., Jahrg. 1859, pp. 269-274, pl. 5B, fig. 1.
1863. Die freilebenden Copepoden mit besonderer Berücksichtigung der Fauna Deutschlands, der Nordsee und des Mittelmeeres. 230 pp., 37 pls. Leipzig.
1866. Die Copepoden-Fauna von Nizza. Ein Beitrag zur Charakteristik der Formen und deren Abänderungen "im Sinne Darwin's." 34 pp., 4 pls. Marburg und Leipzig.
1889. Über neue oder wenig bekannte halbparasitische Copepoden, insbesondere der Lichomolgiden- und Ascomyzontiden-Gruppe. Arb. Zool. Inst., Wien, vol. 8, No. 3, pp. 327-370, 7 pls.
1893. Ueber die Entwicklung und das System der Pontelliden. (Zugleich ein Beitrag zur Nomenclaturfrage.) Arb. Zool. Inst., Wien, vol. 10, No. 3, pp. 233-282 (sep. pp. 1-50), 5 pls.

CLEVE PER THEODOR.

1901. Plankton from the Indian Ocean and the Malay Archipelago. Kongl. Svenska Vet.-Akad. Handl., vol. 35, No. 5, 58 pp., 8 pls.
1904. The plankton of the South African seas. I, Copepoda. Marine Investigations in South Africa, vol. 3 (1905), pp. 177-210, 6 pls.

DAHL, FRIEDRICH.

1893. *Pleuromma*, ein Krebs mit Leuchtorgan. Zool. Anz., vol. 16 (1894), No. 415, pp. 104-109.
- 1894a. Die Copepodenfauna des untern Amazonas. Ber. Naturforsch. Ges. Freiburg, new ser., vol. 8, pp. 10-23, pl. 1.
- 1894b. Ueber die horizontale und verticale Verbreitung der Copepoden im Ocean. Verh. deutsch. zool. Ges. München, vol. 4, pp. 61-80, 4 figs. München.
1895. Die Schwarmbildung pelagischer Thiere. Zool. Anz., vol. 18, pp. 168-172.

DAHL, MARIA.

1912. Die Copepoden der Plankton-Expedition. I. Die Corycaeinen. Mit Berücksichtigung aller bekannten Arten. Ergebnisse der Plankton-Expedition der Humboldt-Stiftung, vol. 2, 136 pp., 16 pls. Kiel und Leipzig.

DANA, JAMES DWIGHT.

1845. Genus *Corycaeus* (Dana). Proc. Acad. Nat. Sci. Philadelphia, vol. 2 (1846), pp. 235, 286.
1846. Notice of some genera of Cyclopacea. Amer. Journ. Sci. and Arts, ser. 2, vol. 1, No. 2, pp. 225-230.
1847. Conspectus Crustaceorum quae in orbis terrarum circumnavigatione, Carolo Wilkes e classe Reipublicae Foederatae duce, lexit et descripsit Jacobus D. Dana. Pt. 1. Proc. Amer. Acad. Arts and Sci., vol. 1, pp. 149-154. (Reprinted in [Silliman's] Amer. Journ. Sci. and Arts, ser. 2, vol. 8, pp. 276, 277, 1849.)

DANA, JAMES DWIGHT—Continued

1849. *Conspectus Crustaceorum quae in orbis terrarum circumnavigatione*, Carolo Wilkes e classe Reipublicae Foederatae duce, lexit et descripsit Jacobus D. Dana. Pt. 2. Proc. Amer. Acad. Arts and Sci., vol. 2, pp. 9-61. (Reprinted in [Silliman's] Amer. Journ. Sci. and Arts, ser. 2, vol. 8, pp. 278-285.)
- 1853-55. United States Exploring Expedition during the years 1838, 1839, 1840, 1841, 1842, under the command of Charles Wilkes, U. S. N., Crustacea, vol. 14, pt. 2, pp. 691-1618, 1853; folio atlas, 96 pls., 1855. Philadelphia.

ESTERLY, CALVIN OLIN.

1905. The pelagic Copepoda of the San Diego region. Univ. California Publ., Zool., vol. 2, pp. 113-233, 62 text figs.
1906. Additions to the copepod fauna of the San Diego region. Univ. California Publ. Zool., vol. 3, No. 5, pp. 53-92, pls. 9-14.
1911. Third report on the Copepoda of the San Diego region. Univ. California Publ. Zool., vol. 6, No. 14, pp. 313-352, pls. 26-32.

FARRAN, GEORGE P.

1903. Record of the Copepoda taken on the mackerel fishing grounds off Cleggan, Co. Galway, in 1901. Report on the sea and inland fisheries of Ireland for the year 1901, pt. 2, app. 7, pp. 1-18, pls. 16, 17.
1905. Report on the Copepoda of the Atlantic slope off counties Mayo and Galway. Ann. Rep. Fisheries, Ireland, 1902-03, pt. 2, app. 2, pp. 23-52, pls. 3-13.
1908. Second report on the Copepoda of the Irish Atlantic slope. Fisheries Ireland, Sci. Invest. for 1906, pt. 2, 104 pp., 11 pls.
1911. Plankton from Christmas Island, Indian Ocean. I. On Copepoda of the family Corycaeidae. Proc. Zool. Soc. London, 1911, pp. 282-296, pls. 10-14.
1913. Plankton from Christmas Island, Indian Ocean. 2, On Copepoda of the genera *Oithona* and *Paroithona*. Proc. Zool. Soc. London, 1913, pp. 181-193, pls. 27-31.
1926. Biscayan plankton collected during a cruise of H. M. S. *Research*, 1900. Pt. 14. The Copepoda. Journ. Linn. Soc. London, Zool., vol. 36, No. 243, pp. 219-310, 2 figs., pls. 5-10.
1929. Crustacea, pt. 10, Copepoda. British Antarctic (*Terra Nova*) Expedition, 1910, Nat. Hist. Rep., Zool., vol. 8, No. 3, pp. 203-306, 37 figs., 4 pls.
1936. Copepoda. Great Barrier Reef Expedition, 1928-29. Sci. Repts., vol. 5, No. 3, pp. 73-142, 30 figs.

FRÜCHTL, F.

1923. Cladocera und Copepoda der Aru-Inseln. (Vorläufige Mitteilung: Artenlist und kurze diagnosen der neuen Formen.) Abh. Senck. Naturf. Ges., vol. 37, No. 4, pp. 449-457, pl. 26.

GIESBRECHT, WILHELM.

1883. Die freilebenden Copepoden der Kieler Foehrde. Vierter Ber. Comm. Wiss. Untersuch. deutsch. Meere, Kiel, 1877-81, Jahrg. 7-11, II Abth., pp. 87-168, 12 pls.
- 1881-1891. Elenco dei Copepodi pelagici raccolti dal tenente di vascello Gaetano Chierchia durante il viaggio della R. Corvetta *Vettor Pisani* negli anni 1882-1885, e dal tenente di vascello Francesco Orsini nel Mar Rosso, nel 1884. Atti R. Accad. Lincei, Rome, ser. 4, vol. 4, sem. 2, pp. 284-287, pp. 330-338, 1888; vol. 5, sem. 1, pp. 811-815; sem. 2, pp. 24-29, 1889; vol. 7, sem. 1, pp. 474-481, 1891.

GIESBRECHT, WILHELM—Continued

1892. Systematik und Faunistik der pelagischen Copepoden des Golfes von Neapel und der angrenzenden Meeresabschnitte. Fauna und Flora des Golfes von Neapel, monogr. 19, 831 pp., 54 pls. Berlin.
1895. Die pelagischen Copepoden. Bull. Mus. Comp. Zool., vol. 25, No. 12, pp. 243-263, 4 pls.
1896. Ueber pelagische Copepoden des Rothen Meeres, gesammelt vom Marinestabsarzt Dr. Augustin Krämer. Zool. Jahrb., Abt. Syst., vol. 9, pp. 315-328, pls. 5, 6.
1897. Notizen zur Systematik der Copepoden. Zool. Anz., vol. 20, pp. 253-255.
1898. in Giesbrecht, W. and O. Schmeil, Copepoda. I, Gymnoplea. Das Tierreich, Lief. 6, Crustacea. 169 pp., 31 text figs.
1899. Die Asterocheriden des Golfes von Neapel und der angrenzenden Meeres-Abschnitte. Fauna und Flora des Golfes von Neapel, monogr. 25, vi + 217 pp., 11 pls.
1902. Copepoden. Résultats voyage S. Y. *Belgica*, 1897-99. Rapports scientifiques, Expéd. Antarctique Belge, Zool., 49 pp., 13 pls.
1903. pp. 202, 203, pl. 7, fig. 8; pl. 8, fig. 29 in Lo Bianco, Salvatore, Le pesche abissali eseguite da F. A. Krupp col Yacht *Puritan* nelle adiacenze di Capri ed in altre località del Mediterraneo. Mittheil. aus der Zool. Stat. zu Neapel, vol. 16, Nos. 1, 2, pp. 109-279, pls. 7-9.

GUNNERUS, JOHANN ERNST.

1765. Nogle smaa rare og meestendeelen nye norske Sjødyr. Skrifter Kiøbenhavnske Selskab., vol. 10 (1770), pp. 166-176, figs. 1-32.

HAECKEL, ERNST.

1864. Beiträge zur Kenntniss der Corycaiden. Zeitschr. für Med. und Naturwiss., Jena, vol. 1, pp. 61-112, pls. 1-3.

JOHNSON, MARTIN WIGGS.

1937. Notes on the final metamorphosis of the male *Aegisthus mucronatus* Giesbrecht, and its bearing on the status of some uncertain species. Trans. Amer. Micr. Soc., vol. 56, No. 4, pp. 505-509, 12 figs.
1938. Concerning the copepod *Eucalanus elongatus* Dana and its varieties in the northeast Pacific. Bull. Scripps Inst. Oceanogr., Techn. Ser., vol. 4, No. 6, pp. 165-180, 28 figs.

KRØYER, HENRIK.

1838. Grönlands Amfipoder. II: Beskrivelse af nogle grönlandske Kræbsdyr udenfor Amfipodernen. Kong. Danske Vidensk. Selsk., Naturvidensk. og math. Afh., vol. 7, pp. 301-312, pl. 4.
- [1842]. Pls. 41-43, Crustacés [Copepoda] in Atlas de Zoologie. Voyages de la Commission scientifique du Nord en Scandinavie, en Laponie, au Spitzberg et aux Férøe [pendant les années 1838, 1839, et 1840 sur la corvette *La Recherche*, commandée par M. Fabvre]. Publiés par ordre du Gouvernement sous la direction de M. Paul Gaimard. Arhus Bertrand, Éditeur. Firmin Didot frères, Paris. 76 [86?] pls.
- 1848-49. Karcinologiske Bidrag. Naturh. Tidsskr., Kjøbenhavn, ser. 2, vol. 2, pp. 527-609, pl. 6 (pp. 527-560, 1848; pp. 561-609, 1849).

LEACH, WILLIAM ELFORD.

1819. Entomostracés. Dictionnaire des sciences naturelles, vol. 14, pp. 524-543.

LEIGH-SHARPE, W. HAROLD.

1934. The Copepoda of the *Siboga* Expedition in the Dutch East Indies 1899-1900. Monogr. 29b, pt. 2, Commensal and parasitic Copepoda, 40 pp., 39 figs.

LILLJEBORG, WILLIAM.

1853. De Crustaceis ex ordinibus tribus: Cladocera, Ostracoda et Copepoda, in Scania occurrentibus. [Original title: Om de inom Skåne förekommande Crustaceer af ordningarne Cladocera, Ostracoda och Copepoda.] 222 pp., 27 pls. Lund, Akademisk Afhandling.

LUBBOCK, JOHN.

1853. Description of a new genus of Calanidae. *Ann. Mag. Nat. Hist.*, ser. 2, vol. 11, pp. 25-29, pl. 1.
1854. On some Arctic species of Calanidae. *Ann. Mag. Nat. Hist.*, ser. 2, vol. 14, pp. 125-129, pl. 5.
1856. On some Entomostraca collected by Dr. Sutherland in the Atlantic Ocean. *Trans. Ent. Soc. London*, new ser., vol. 4, pp. 8-39, pls. 2-12.
1857. Description of eight new species of Entomostraca. *Ann. Mag. Nat. Hist.*, ser. 2, vol. 20, pp. 401-410, pls. 10, 11.
1860. On some oceanic Entomostraca collected by Captain Toynbee. *Trans. Linn. Soc. London*, vol. 23, pp. 173-191, pl. 29.

MILNE EDWARDS, HENRI.

1840. Histoire naturelle des Crustacés, comprenant l'anatomie, la physiologie et la classification de ces animaux, vol. 3. 638 + 32 pp., 42 pls.

MRÁZEK, A.

1902. Arktische Copepoden. *Fauna Arctica*, vol. 2, fasc. 3, pp. 501-528, 13 figs., pl. 4-6.

MÜLLER, OTTO FREDERIK.

1776. Zoologiae Danicae prodromus, seu Animalium Daniae et Norvegiae indigenarum characteres, nomina, et synonyma imprimis popularium. xxxii + 274 pp. Havniae.
- 1785.¹⁵ Entomostraca, seu insecta testacea quae in aquis Daniae et Norvegiae reperit, descripsit, et iconibus illustravit. iv + 134 pp., 21 col. pls. Leipzig.

NORDMANN, ALEXANDER VON.

1832. Mikrographische Beiträge zur Naturgeschichte der wirbellosen Thiere. Part 2. xviii + 150 pp., 10 pls. Berlin.

NORMAN, ALFRED MERRILL.

1869. Shetland Final Dredging Report. Pt. II. On the Crustacea, Tunicata, Polyzoa, Echinodermata, Actinozoa, Hydrozoa, and Porifera. Rept. 38th Meeting British Assoc. Advancement of Science, held at Norwich in August, 1868, pp. 247-336.
1903. New generic names for some Entomostraca and Cirripedia. *Ann. Mag. Nat. Hist.*, ser. 7, vol. 11, pp. 367-369.

OKEN, LORENZ.

1815. Lehrbuch der Naturgeschichte. Vol. 3, Zoologie, pt. 1, 842 + xxvii pp. Jena.

PESTA, OTTO.

1920. Die Planctoncopepoden der Adria. *Zool. Jahrb.* (Abt. Syst.), vol. 43, pp. 471-660, 17 figs., pl. 8, figs. 1-11.
1927. Copepoda non parasitica. In G. Grimpe u. E. Wagler, *Die Tierwelt der Nord- und Ostsee*, Lief. 8, pt. Xc, 72 pp., 19 figs.
1930. Notiz zu einer Dredge-Probe mariner Copepoden aus Südgeorgien (Antarktis). *Zool. Ergeb. Reisen von Dr. L. Kohl-Larsen nach den subantarktischen Inseln bei Neuseeland und nach Südgeorgien*. 1. Senckenbergiana, vol. 12, No. 2/3, pp. 101-103, fig. 1, 2.

¹⁵ Verified at the New York Public Library; not seen by the compiler.

PHILIPPI, A.

1843. Fernere Beobachtungen über die Copepoden des Mittelmeeres. Über Cyclopsina. Arch. f. Naturg. (Wiegmann), vol. 1, Jahrg. 9, pp. 54-71, 1 table, pls. 3, 4.

PRESTANDREA, NICOLO.¹⁰

1833. Su di alcuni nuovi crostacei dei mari di Messina. Effemeridi Sci. e Lett. Sicilia, vol. 6, pp. 3-14.

RICHARD, JULES.

1893. Heterochaeta grimaldii, n. sp., Calanide nouveau provenant de la troisième campagne scientifique du yacht *L'Hirondelle*. Bull. Soc. Zool. France, vol. 18, pp. 151, 152.

ROSE, MAURICE.

1929. Copépodes pélagiques particulièrement de surface provenant des campagnes scientifiques de S. A. S. Prince Albert I^{er} de Monaco. Rés. Camp. Sci. Albert de Monaco, No. 78, 123 pp., 6 pls.
1933. Copépodes pélagiques. Faune de France, No. 26, 374 pp., 456 figs., 19 pls.

SARS, GEORG OSSIAN.

1900. Crustacea. The Norwegian North Polar Expedition, 1893-1896, Sci. res., vol. 5, 141 pp., 36 pls.
- 1901-03. An account of the Crustacea of Norway. Vol. 4, Copepoda Calanoida. Pts. 1, 2, pp. 1-28, pls. 1-16, 1901. Pts. 3-12, pp. 29-144, pls. 17-96, 1902. Pts. 13, 14, pp. 145-171, pls. 97-102 and suppl., 1903; pls. 1-6, 1903. Bergen.
- 1903-11. An account of the Crustacea of Norway. Vol. 5, Copepoda Harpacticoida. Pts. 1, 2, pp. 1-28, pls. 1-16, 1903. Pts. 3-6, pp. 29-72, pls. 17-48, 1904. Pts. 7-10, pp. 73-132, pls. 49-80, 1905. Pts. 11-16, pp. 133-196, pls. 81-128, 1906. Pts. 17-20, pp. 197-240, pls. 129-160, 1907. Pts. 21-24, pp. 241-276, pls. 161-192, 1908. Pts. 25-28, pp. 277-336, pls. 193-224, 1909. Pts. 29, 30, pp. 337-368, pls. 225-230 and suppl., 1910; pls. 1-10 and suppl., 1910. Pts. 31-36, pp. 369-443, pls. 11-54, 1911. Bergen.
- 1905a. Liste préliminaire des Calinoidés recueillis pendant les campagnes de S. A. S. le Prince Albert de Monaco, avec diagnoses des genres et des espèces nouvelles. Pt. 1. Bull. Mus. Océanogr. Monaco, No. 26, 22 pp.
- 1905b. Liste préliminaire des Calinoidés recueillis pendant les campagnes de S. A. S. le Prince Albert de Monaco, avec diagnoses des genres et des espèces nouvelles. Pt. 2. Bull. Mus. Océanogr. Monaco, No. 40, 24 pp.
1907. Notes supplémentaires sur les calanoidés de la *Princesse-Alice*. Bull. Inst. Océanogr. Monaco, No. 101, 27 pp.
- 1913-18. An account of the Crustacea of Norway. Vol. 6, Copepoda Cyclopoida. Pts. 1-4, pp. 1-56, pls. 1-32, 1913. Pts. 5, 6, pp. 57-80, pls. 33-48, 1914. Pts. 7-10, pp. 81-140, pls. 49-80, 1915. Pts. 11, 12, pp. 141-172, pls. 81-96, 1917. Pts. 13, 14, pp. 173-225, pls. 97-118, 1918. Bergen.
1916. Liste systématique des Cyclopoidés, Harpacticoidés et Monstrilloidés recueillis pendant les campagnes de S. A. S. le Prince Albert de Monaco, avec descriptions et figures des espèces nouvelles. Bull. Inst. Océanogr. Monaco, No. 323, 15 pp., 8 pls.

¹⁰ Verified at the library of the Museum of Comparative Zoology, Harvard University; not seen by the compiler.

SARS, GEORG OSSIAN—Continued

1920. Calanoidés recueillis pendant les campagnes de S. A. S. le Prince Albert de Monaco. (Nouveau Supplément.) Bull. Inst. Océanogr. Monaco, No. 377, 20 pp.
1921. An account of the Crustacea of Norway. Vol. 8, Copepoda Monstriloida and Notodelphyoida. Pts. 1-6, pp. 1-91, pls. 1-37. Bergen.
- 1924-25. Copépodes particulièrement bathypélagiques provenant des campagnes scientifiques du Prince Albert I^{er} de Monaco. Rés. camp. sci. Albert de Monaco, No. 69, 128 pls., 1924; text, 408 pp., 1925.

SCHNEIDER, J. SPARRE.

1884. Undersøgelser af dyrelivet i de arktiske fjorde. II. Crustacea og Pycnogonida indsamlede i Kvaenangsfjorden 1881. Tromsø Mus. Aarsheft., vol. 7, pp. 47-134, 5 pls.

SCOTT, ANDREW.

1902. On Some Red Sea and Indian Ocean Copepoda. Trans. Liverpool Biol. Soc., vol. 16, pp. 397-428, 3 pls.
1906. Report on the tow-nettings; faunistic notes. Trans. Liverpool Biol. Soc., vol. 20, pp. 19-57, pls. 2-10.
1909. The Copepoda of the *Siboga* Expedition in the Dutch East Indies 1899-1900. Monogr. 29a, pt. 1, Free-swimming, littoral and semiparasitic Copepoda. 323 pp., 69 pls. Leyden.

SCOTT, THOMAS.

1892. Additions to the fauna of the Firth of Forth. Part IV. 10th Ann. Rept. Fish. Board of Scotland, pp. 244-272, pls. 7-13.
1894. Report on Entomostraca from the Gulf of Guinea. Trans. Linn. Soc. London, ser. 2, Zool., vol. 6, pt. 1, 161 pp., 15 pls.
1899. Notes on recent gatherings of Micro-Crustacea from the Clyde and the Moray Firth. 17th Ann. Rep. Fishery Board for Scotland, pt. 3, pp. 248-273, pls. 10-13.
1900. Notes on some gatherings of Crustacea collected for the most part on board the Fishery Steamer *Garland* and examined during the past year (1899). 18th Ann. Rep. Fishery Board for Scotland, pt. 3, pp. 382-407, pls. 13, 14.

SEWELL, R. B. SEYMOUR.

1912. Notes on the surface-living Copepoda of the Bay of Bengal, I and II. Records of the Indian Museum, vol. 7, pp. 313-382, 5 figs., pls. 14-24.
1913. Notes on the biological work of the R. I. M. S. S. *Investigator* during survey seasons, 1910-11 and 1911-12. Journ. and Proc. Asiatic Soc. Bengal, new ser., vol. 9, Nos. 8 & 9, pp. 329-330, pl. 25, 6 text-figs., 8 tables.
1914. Notes on the surface Copepoda of the Gulf of Mannar. Spolia Zeylanica, vol. 9, pp. 191-262, pls. 17-21, 1 map, 1 table.
1924. Fauna of the Chilka Lake. Crustacea Copepoda. Mem. Indian Mus., vol. 5, pp. 771-851, pls. 44-59.
- 1929, 1932. The Copepoda of Indian Seas. Calanoida. Mem. Indian Mus., vol. 10, pp. 1-221, 81 figs., 1929; pp. 223-407, figs. 82-131, 6 pls., 1932.

SMIRNOV, S. S.

1932. Zur fauna der marinen Copepoda-Harpacticoida von Franz-Joseph Land. Trans. Arctic Inst., U. S. S. R., vol. 2, pp. 195-214, 27 figs.

STEBBING, T. R. R.

1910. General catalogue of South African Crustacea (Part V of S. A. Crustacea, for the Marine Investigations in South Africa). Ann. South Afr. Mus., vol. 6, pt. 4, pp. 281-593, pls. 15-21.

STEENSTRUP, J. J. S., AND LÜTKEN, C. F.

1861. Bidrag til kundskab om det aabne Havs Snyltekrebs og Lernaeer samt om nogle andre nye eller hidtil kun ufuldstaendigt kjendte parasitiske Copepoder. Dansk. Vid. Selsk. Skriv., vol. 5, pp. 341-432, 15, pls.

STEUER, ADOLF.

1898. Expedition S. M. Schiff *Polu* in das Rothe Meer Nördliche Hälfte (October 1895-Mai 1896). Zoologische Ergebnisse, VII: Sapphirinen des Rothen Meeres. Denkschr. math.-nat. Cl. Akad. Wiss., Wien. vol. 65, pp. 423-431, 1 map.
1904. Copepoden der Valdivia-Expedition. Zool. Anz., vol. 27, pp. 593-598, 4 figs.
1926. Copepoda: Cephalophanes G. O. Sars, 1907, der Deutschen Tiefsee-Expedition. Systematik und Verbreitung der Gattung. Wiss. Ergebn. der Deutschen Tiefsee-Exped., 1898-1899, vol. 23, No. 4, pp. 181-191, 18 figs.
1932. Copepoda 6: Pleuromamma Giesbr., 1898, der Deutschen Tiefsee-Expedition. Wiss. Ergebn. der Deutschen Tiefsee-Exped., 1898-1899, vol. 24, No. 1, 119 pp., 196 figs., 17 maps.

TANAKA, O.

1938. Note on *Calanus cristatus*. Jap. Journ. Zool., vol. 7, No. 4, pp. 599-601, 2 figs.

TEMPLETON, ROBERT.

1837. Description of a new Irish crustaceous animal. Trans. Ent. Soc. London, vol. 2, pp. 34-40, pl. 5.

THOMPSON, ISAAC COOKE.

1888. Copepoda of Madeira and the Canary Islands, with descriptions of new genera and species. Journ. Linn. Soc. London, Zool., vol. 20 (1890), pp. 145-156, pls. 10-13.
1903. Report on the Copepoda obtained by Mr. George Murray, F. R. S., during the cruise of the *Occana* in 1898. Ann. Mag. Nat. Hist., ser. 7, vol. 12, 36 pp., 7 pls.

THOMPSON, I. C., AND SCOTT, ANDREW.

1897. In Herdman, W. A., I. C. Thompson, and Andrew Scott, On the Plankton collected continuously during two traverses of the North Atlantic in the summer of 1897; with descriptions of new species of Copepoda; and an appendix on dredging in Puget Sound. Trans. Liverpool Biol. Soc., vol. 12 (1898), pp. 33-90, pls. 5-8.
1903. Report of Copepoda collected by Professor Herdman at Ceylon in 1902. Ceylon Pearl Oyster Fisheries, Suppl. repts., No. 7; Rept. to Colonial Government, pt. 1, pp. 227-307, pls. 1-20.

THOMPSON, J. V.

1830. On the luminosity of the ocean, with descriptions of some remarkable species of luminous animals (*Pyrosoma pigmaca* and *Sapphirina indicator*), and particularly of the four new genera, *Nocticula* [sic], *Cynthia*, *Lucifer*, and *Podopsis* of the Schizopodae [sic]. (Addenda to Memoir 1. Addendum to Memoir 2.) Zoological researches, and illustrations; or natural history of nondescript or imperfectly known animals, in a series of memoirs, vol. 1, mem. 3. Vol. 1. 110 pp., 14 pls.

VAN BREEMEN, P. J.

1908. VIII. Copepoden. Nordisches Plankton, Lief. 7, 264 pp., 251 figs.

VANHÖFFEN, ERNST.

- 1897a. *Bradyanus* oder *Bradyidius*. Zool. Anz., vol. 20, pp. 322, 323.
 1897b. Die Fauna und Flora Grönlands. In Erich von Drygalski, Grönland-Expedition der Gesellschaft für Erdkunde zu Berlin, 1891-1893, vol. 2, pt. 1, pp. 1-320, 30 figs., pls. 1-6.
 1907. Crustaceen aus dem kleinen Karajakfjord in West-Grönland. Zool. Jahrb., Abt. Syst., vol. 25, No. 4, pp. 507-522, pls. 20-22. Jena.

WARREN, WILLIAM.

1896. New Geometridae in the Tring Museum. Novitates Zoologicae, vol. 3, pp. 99-148.

WHEELER, WILLIAM MORTON.

1901. The free-swimming copepods of the Woods Hole region. Bull. U. S. Fish Comm., vol. 19 (for 1899), pp. 157-192, 30 figs.

WILLEY, ARTHUR.

1920. Report on the Marine Copepoda collected during the Canadian Arctic Expedition. Rep. Canadian Arctic Exped., 1913-18, vol. 7, Crustacea, pt. K: Marine Copepoda, pp. 3K-46K, 70 figs.

WILSON, CHARLES BRANCH.

1905. North American parasitic copepods belonging to the family Caligidae. Pt. 1. The Caliginae. Proc. U. S. Nat. Mus., vol. 28, pp. 479-672, pls. 5-29.
 1907. North American parasitic copepods belonging to the family Caligidae. Pt. 2. The Trebinae and Euryphorinae. Proc. U. S. Nat. Mus., vol. 31, pp. 669-720, pls. 15-20.
 1924. New North American parasitic copepods, new hosts, and notes on copepod nomenclature. Proc. U. S. Nat. Mus., vol. 64, No. 2507, 22 pp., 3 pls.
 1932. The copepods of the Woods Hole region, Massachusetts. U. S. Nat. Mus. Bull. 158, 635 pp., 316 figs., 41 pls.
 1942. The copepods of the plankton gathered during the last cruise of the *Carnegie*. Carnegie Inst. Wash. Publ. 536, Sci. Res. Cruise 7 of the *Carnegie* during 1928-1929 under the command of Capt. J. P. Ault. Biology—I, v + 237 pp., 16 charts, 136 figs.

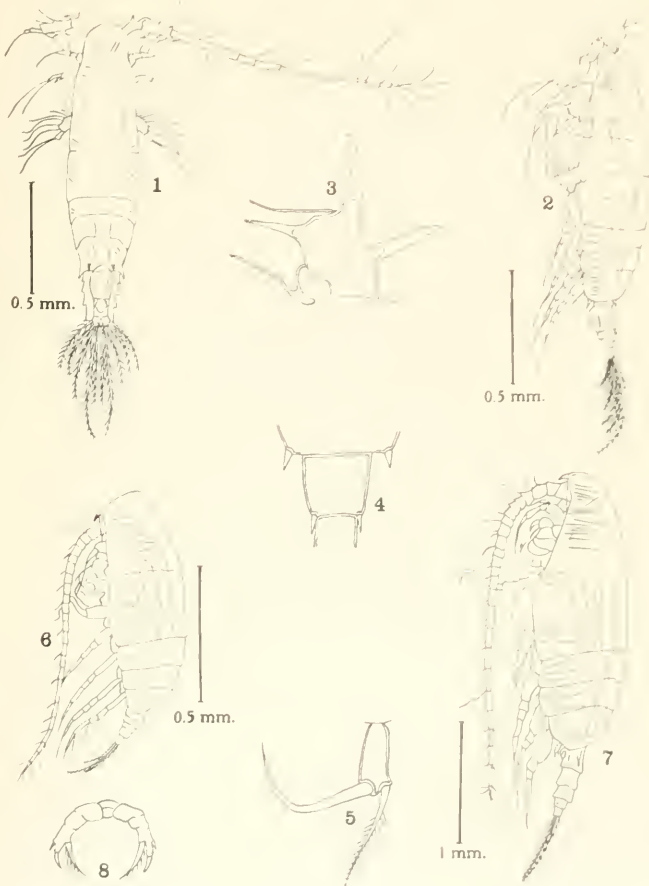
WITH, CARL.

1915. Copepoda I. Calanoida Amphiscandria. Danish Ingolf-Expedition, vol. 3, pt. 4, 260 pp., 422 figs., 1 chart, 8 pls.

WOLFENDEN, RICHARD NORRIS.

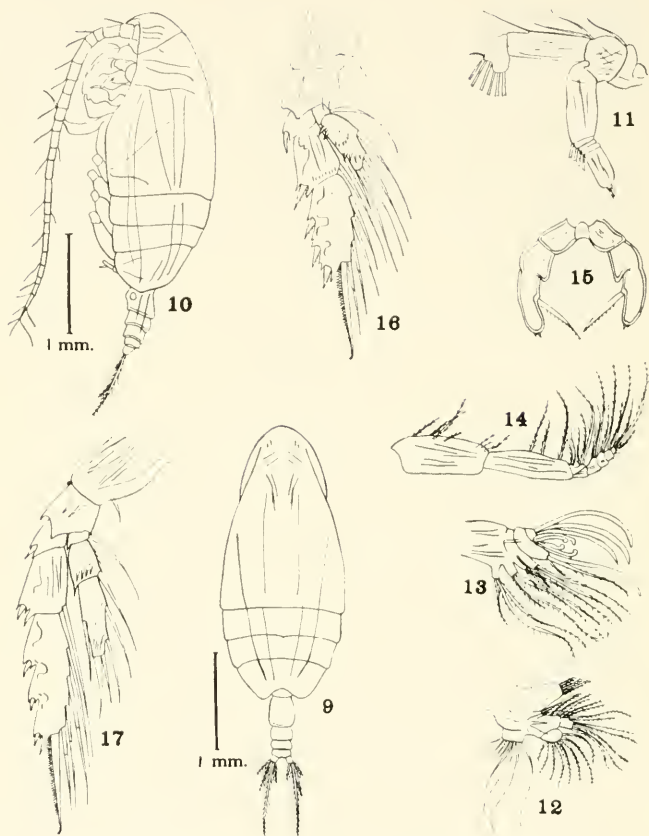
1904. Notes on the Copepoda of the North Atlantic Sea and the Farøe Channel. Journ. Marine Biol. Assoc. United Kingdom, new ser., vol. 7, No. 1, pp. 110-146, pl. 9.
 1905a. Notes on the collection of Copepoda. The Fauna and Geography of the Maldive and Laccadive Archipelagoes, vol. 2, suppl. 1, pp. 989-1040, pls. 96-100.
 1905b.¹⁷ Plankton studies, preliminary notes upon new or interesting species. Pt. I, Copepoda. Rebman, Ltd., London, 24 pp., 7 pls.
 1911. Die marinen Copepoden: 2. Die pelagischen Copepoden der Westwind-drift und des südlichen Eismees. Mit Beschreibung mehrerer neuer Arten aus dem atlantischen Ozean. Deutsche Südpolar-Exped., 1901-1903, vol. 12, Zool., vol. 4, fasc. 4, pp. 181-401, figs. 1-82, pl. 22-44.

¹⁷ Not verified; publication unavailable in this country.



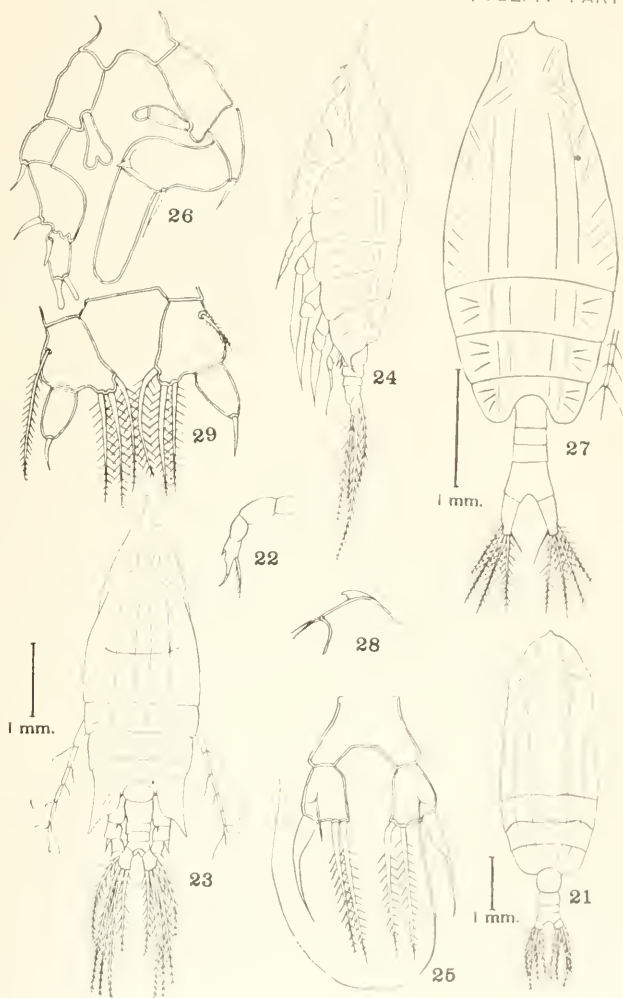
SPECIES OF ACARTIA, ACROCALANUS AND AMALLOTHRIX

- 1-5, *Acartia hamata*, new species, female: 1, Dorsal view; 2, Lateral view; 3, first antenna; first segment and proximal portion of second segment; 4, proximal portion of fused fourth-fifth thoracic segment and genital segment; 5, fifth leg.
- 6, *Acrocalanus monachus* Giesbrecht, female: Lateral view.
- 7, 8, *Amallothrix arcuata* (Sars), female: 7, Lateral view; 8, nathe legs.



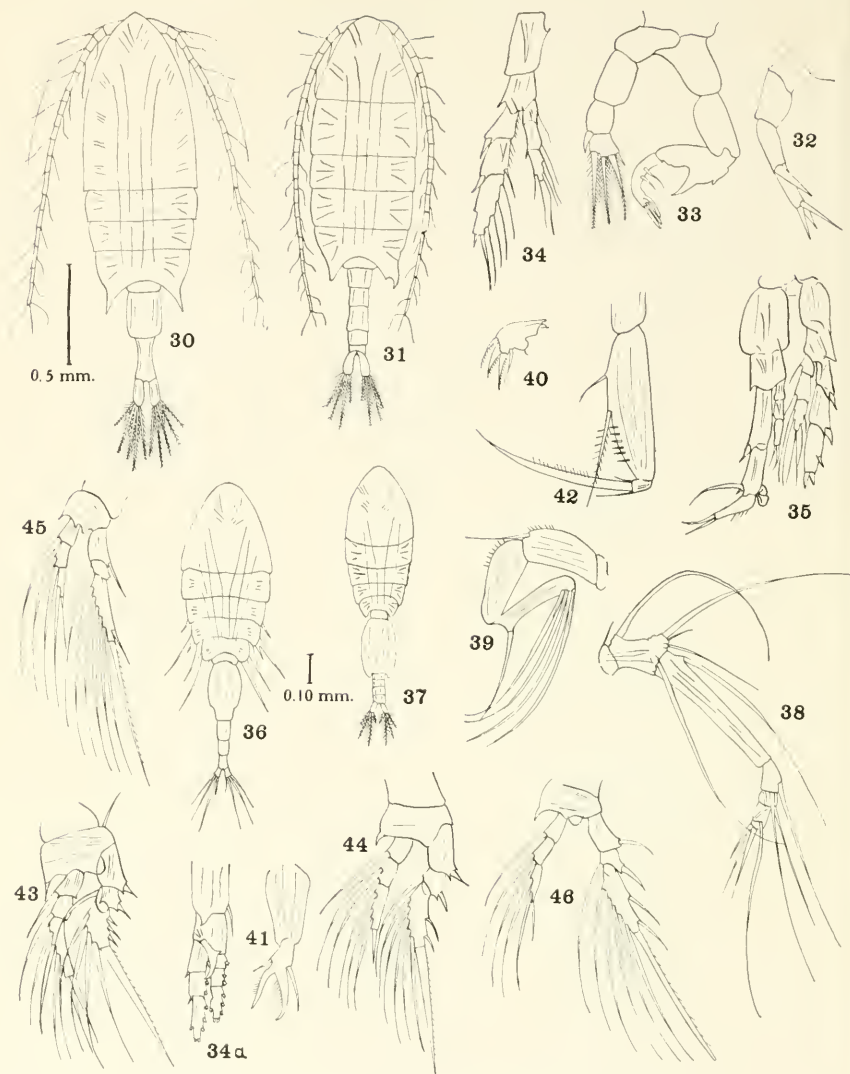
AMALLOTHRIX INVENUSTA, NEW SPECIES, FEMALE.

9, Dorsal view; 10, lateral view; 11, second antenna; 12, first maxilla; 13, second maxilla; 14, maxilliped; 15, fifth legs; 16, second leg; 17, third leg.



SPECIES OF AMALLOTHRIX AND ARIETELLUS.

- 21, 22, *Amallothrix obtusifrons* (Sars), female: 21, Dorsal view; 22, fifth leg;
 23-26, *Arietellus armatus* Wolfenden; 23, Dorsal view, female; 24, lateral view, female; 25,
 fifth legs, female; 26, fifth legs, male.
 27-29, *Arietellus tripartitus*, new species, female: 27, Dorsal view; 28, crest and rostral
 filaments in lateral view; 29, fifth legs.



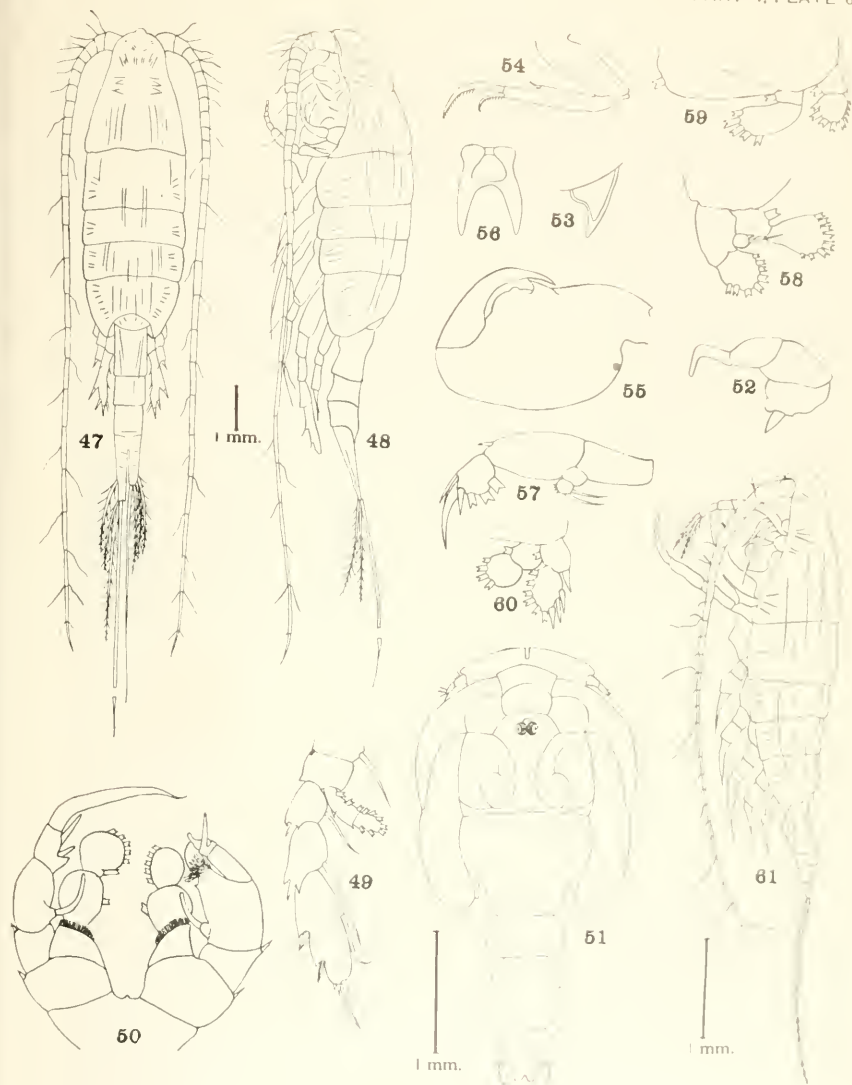
SPECIES OF CALANOPIA, CANTHOCALANUS, AND CONAEA.

30-33, *Calanopia sarsi*, new species: 30, Dorsal view, female; 31, dorsal view, male; 32, fifth leg, female; 33, fifth legs, male.

34-35, *Canthocalanus pauper* (Giesbrecht): 34, Fifth leg, female; 34a, first leg, sex?; 35, fifth legs, male.

36, 37, *Conaea gracilis* (Dana); 36, Dorsal view, female; 37, dorsal view, male.

38-46, *Conaea gracilis* (Dana), sex?: 38, First antenna; 39, second antenna; 40, first maxilla; 41, second maxilla; 42, maxilliped; 43, first leg; 44, second leg; 45, fourth leg; 46, third leg.

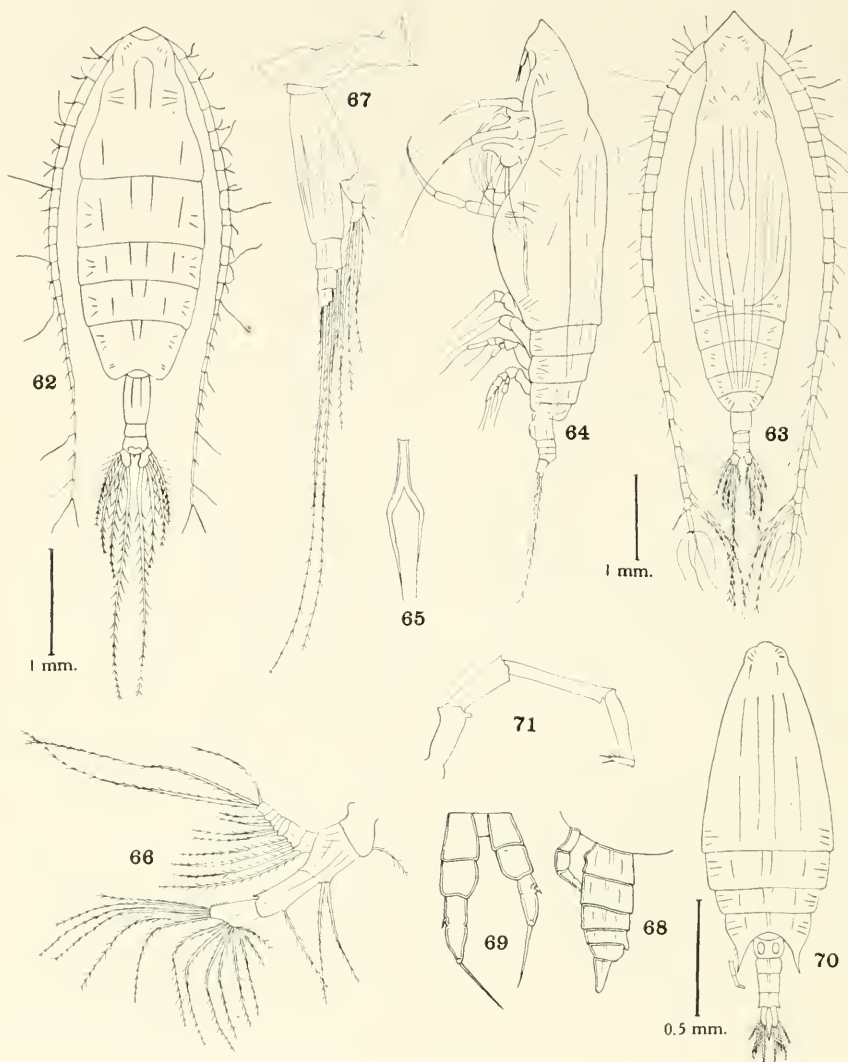


SPECIES OF DISSETA, DYSGAMUS, AND EUAUGAPTILUS

47-50, *Disseta scopularis* (Brady): 47, Dorsal view, female; 48, lateral view, female; 49, fifth leg, female; 50, fifth legs, male.

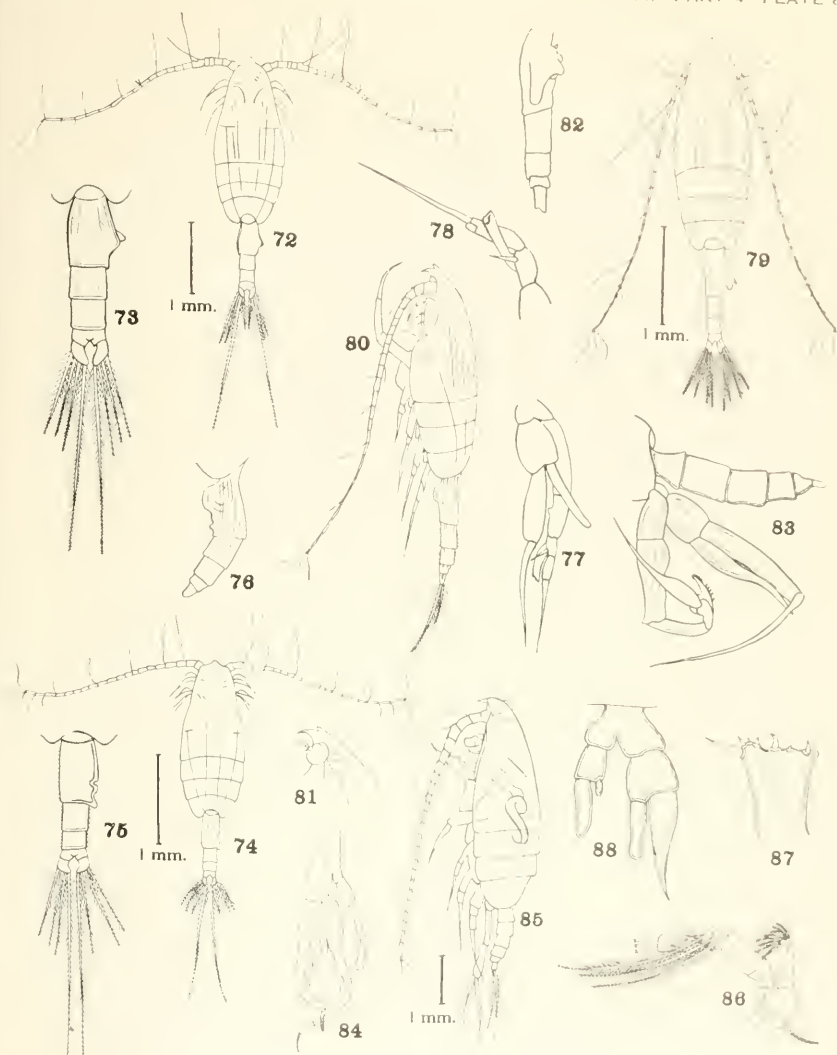
51-60, *Dysgamus pacificus*, new species, male: 51, Dorsal view; 52, second antenna; 53, first maxilla; 54, second maxilla; 55, maxilliped; 56, first leg; 57, second leg; 58, third leg; 59, third leg; 60, fourth leg.

61, *Euaugaptilus rigidus* (Sars), female: Lateral view.



SPECIES OF EUAUGAPTILUS, EUCALANUS, AND EUAETIDIUS.

- 62, *Euaugaptilus rigidus* (Sars), female: Dorsal view
 63-67, *Eucalanus muticus* [Sars MS.] Wilson, new species, female: 63, Dorsal view; 64, lateral view; 65, rostral filaments; 66, second antenna; 67, mandible.
 68, 69, *Eucalanus muticus* [Sars MS.] Wilson, new species, male: 68, Urosome; 69, fifth legs.
 70, 71, *Euaetidius bradyi* (A. Scott), male: 70, Dorsal view; 71, fifth leg.



SPECIES OF EUCHAETA AND EUCHIRELLA.

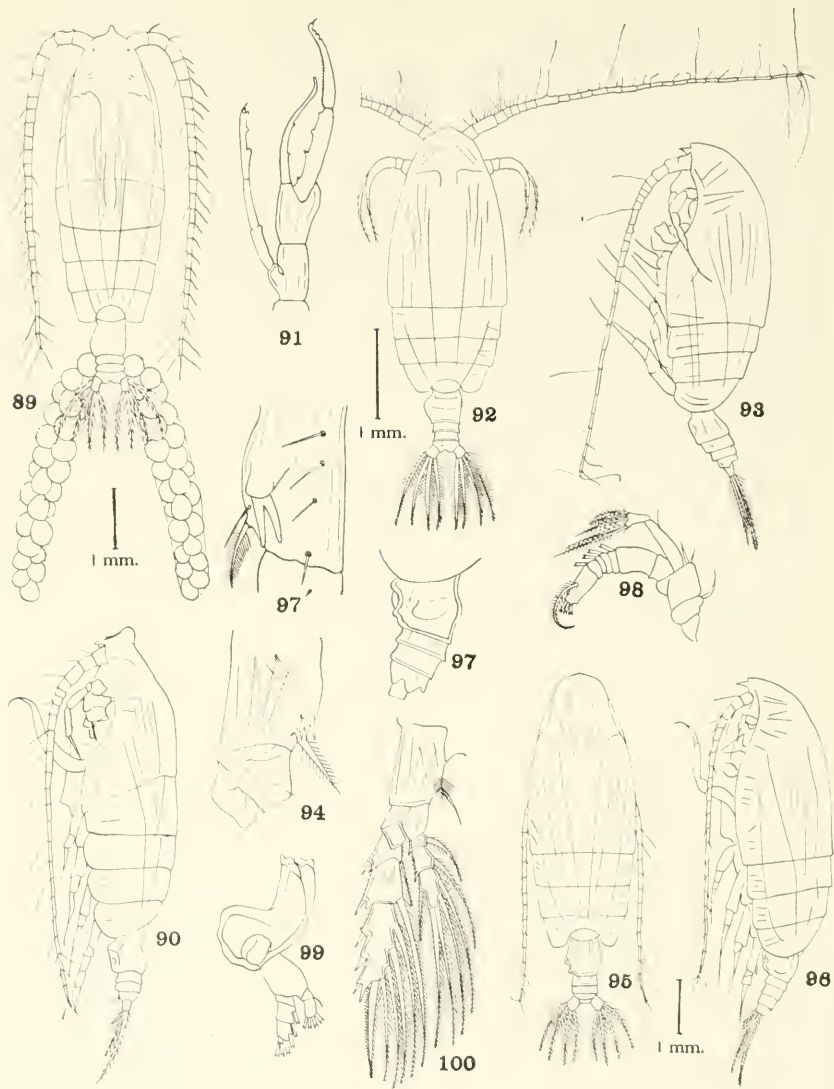
72, 73, *Euchaeta concinna* Dana, female: 72, Dorsal view; 73, urosome

74-78, *Euchaeta wolfendeni* A. Scott: 74, Dorsal view, female; 75, urosome, dorsal view, female; 76, urosome, lateral view, female; 77, fifth legs, male; 78, distal segments of left fifth leg, male.

79-83, *Euchaeta longicornis* Giesbrecht, female: 79, Dorsal view; 80, lateral view from left side; 81, rostrum in lateral view; 82, urosome, lateral view from right side; 83, fifth legs.

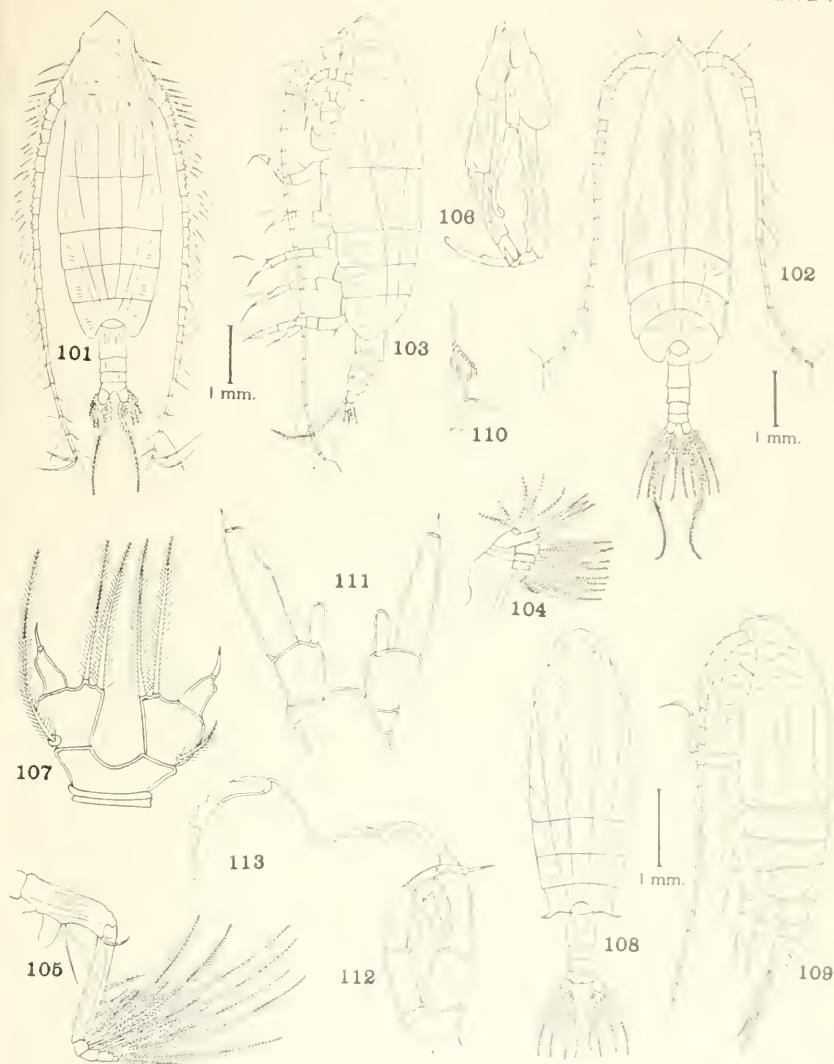
84, *Euchirella bella* Giesbrecht, male: 84, Fifth legs.

85-88, *Euchirella galeata* Giesbrecht: 85, Lateral view, male; 86, second antenna, male; 87, chewing blade of mandible, male; 88, fifth legs, immature male.



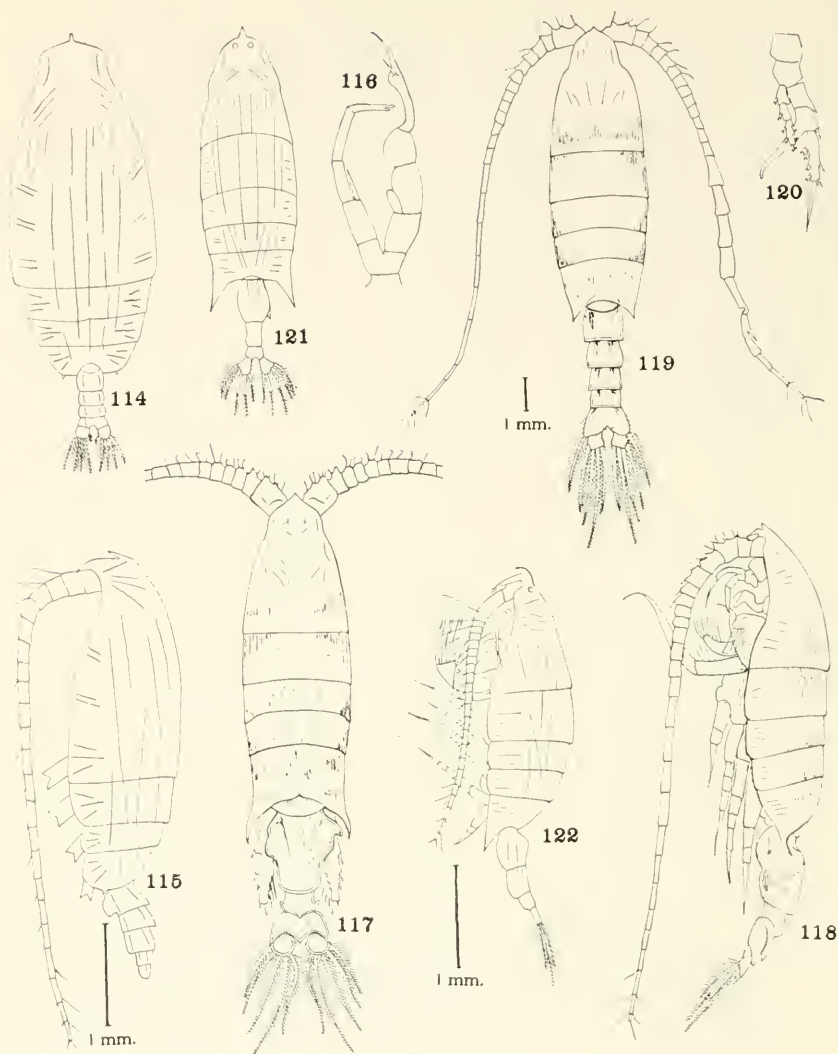
SPECIES OF EUCHIRELLA.

- 89-91, *Euchiarella galeata* Giesbrecht: 89, Dorsal view, female; 90, lateral view, female; 91, fifth legs, male.
- 92-94, *Euchiarella bella* Giesbrecht, female: 92, Dorsal view; 93, lateral view; 94, basipod of fourth leg.
- 95-97', *Euchiarella venusta* Giesbrecht, female: 95, Dorsal view; 96, lateral view; 97, urosome, lateral view; 97', basipod of fourth leg.
- 98-100, *Euchiarella grandicornis*, new species, female: 98, Second antenna; 99, mandible; 100, fourth leg.



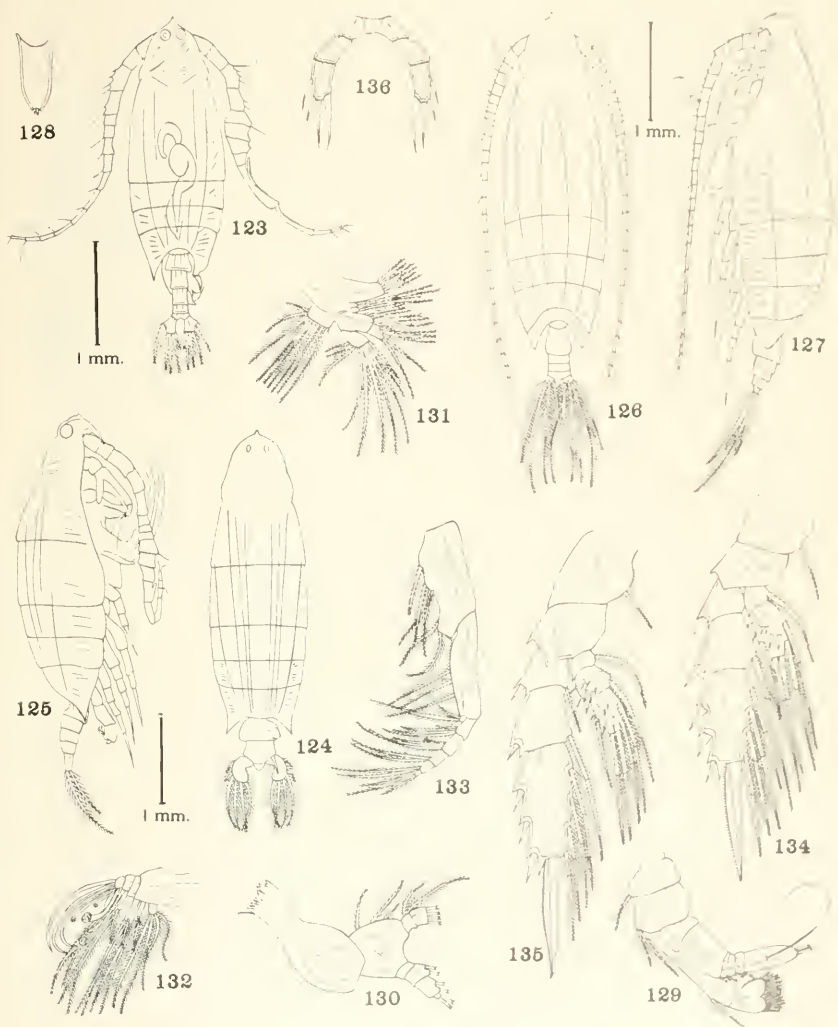
SPECIES OF EUCHIRELLA, ARIETELLUS AND GAETANUS

- 101-106, *Euchirella grandicornis*, new species: 101, Dorsal view, female; 102, Dorsal view, male; 103, lateral view, female; 104, second maxilla, female; 105, rostriliped, female; 106, fifth legs, male.
- 107, *Arietellus giesbrechti* Sars, female: Fifth legs.
- 108-113, *Gaetanus curvispinus*, new species: 108, Dorsal view, female; 109, Dorsal view, male; 110, basipod of fourth leg, female; 111, fifth legs, immature female; 112, fifth legs, adult male; 113, rostriliped, adult male.



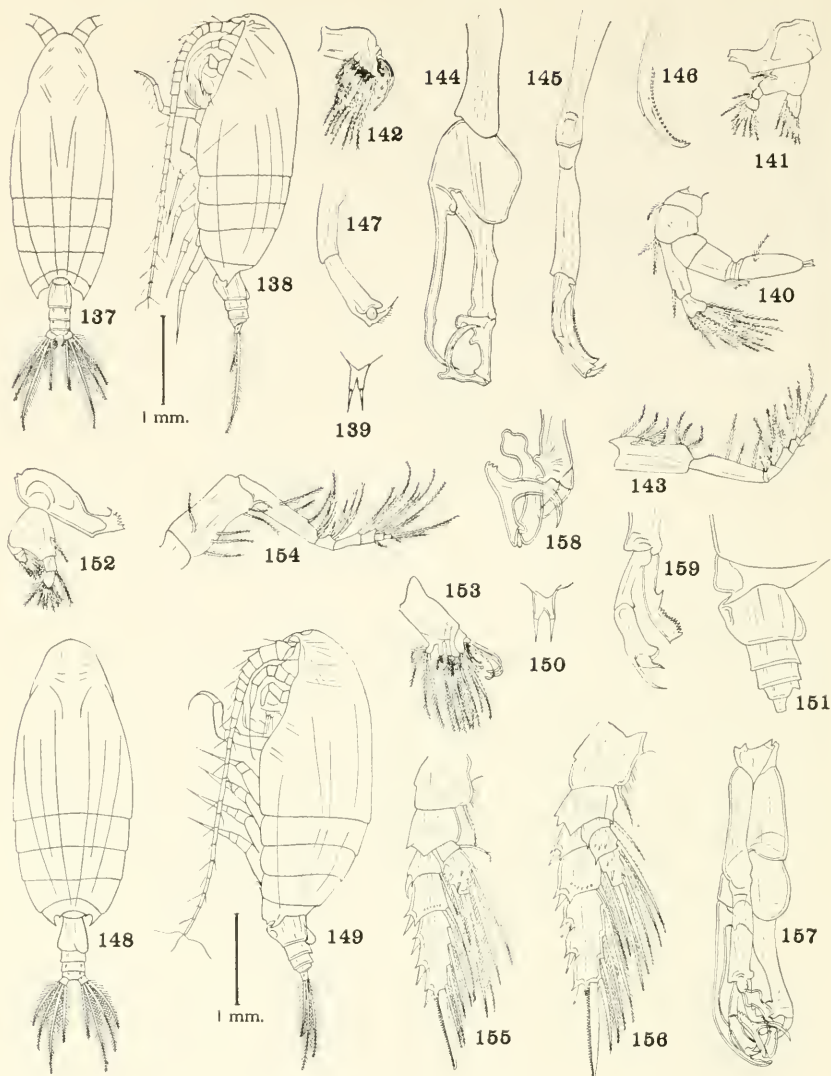
SPECIES OF GAETANUS, GAUSSIA, HETERORHABDUS, AND LABIDOCERA.

- 114-116, *Gaetanus microcanthus*, new species: 114, Dorsal view, female; 115, lateral view, female; 116, fifth legs, male.
- 117-119, *Gaussia princeps* (T. Scott): 117, Dorsal view, female; 118, lateral view, female; 119, dorsal view, male.
- 120, *Heterorhabdus clausii* (Giesbrecht), female: Fifth leg.
- 121-122, *Labidocera acuta* (Dana), female: 121, Dorsal view; 122, lateral view.



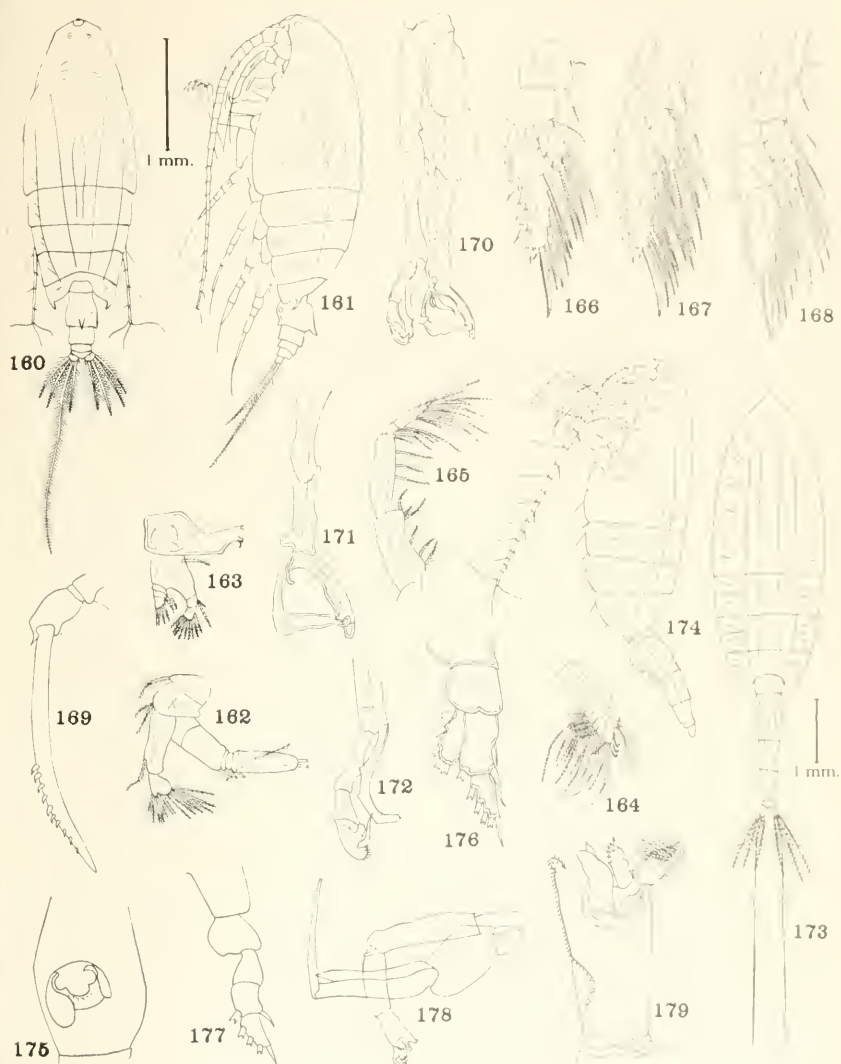
SPECIES OF LABIDOCERA AND LOPHOTHRIX

- 123, *Labidocera acuta* (Dana) male: Dorsal view.
 124, 125, *Labidocera acutifrons* (Dana): 124, Dorsal view, female; 125, dorsal view, male.
 126-136, *Lophothrix sarsi*, new species, female: 126, Dorsal view; 127, lateral view; 128, rostrum; 129, second antenna; 130, mandible; 131, first maxilla; 132, second maxilla; 133, maxilliped; 134, second leg; 135, third leg; 136, first leg.



SPECIES OF MACANDREWELLA.

- 137-143, *Macandrewella chelipes* (Giesbrecht), female: 137, Dorsal view; 138, lateral view; 139, rostrum; 140, second antenna; 141, mandible; 142, second maxilla; 143, maxilliped.
- 144-147, *Macandrewella chelipes* (Giesbrecht), male: 144, Right fifth leg; 145, left fifth leg; 146, endopod of left fifth leg; 147, exopod of left fifth leg.
- 148-156, *Macandrewella sewelli* Farran, female: 148, Dorsal view; 149, lateral view; 150, rostrum; 151, urosome, lateral view; 152, mandible; 153, second maxilla; 154, maxilliped; 155, second legs; 156, third legs.
- 157-159, *Macandrewella sewelli* Farran, male: 157, Fifth legs; 158, right fifth leg, distal view; 159, left fifth leg, distal view.

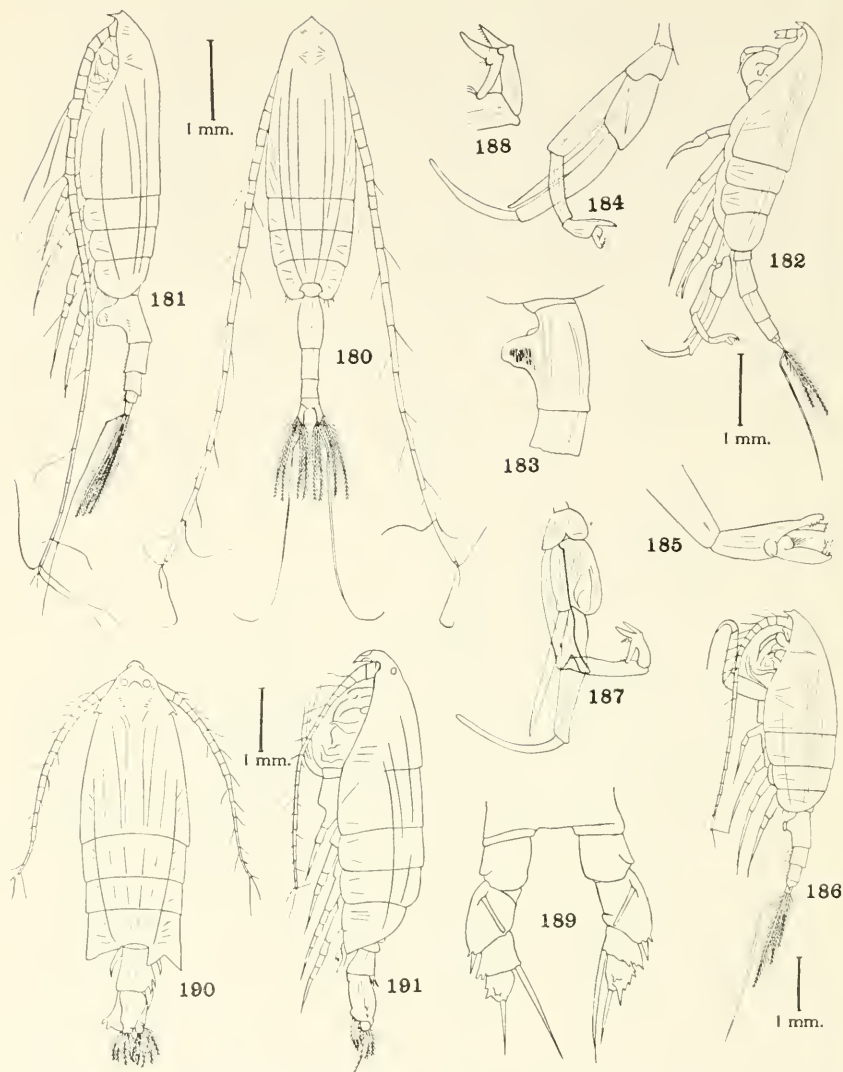
SPECIES OF *MACANDREWELLA* AND *PAREUCHAETA*

160-169, *Macandrewella agassizi*, new species, female: 160, Dorsal view; 161, lateral view; 162, second antenna; 163, mandible; 164, second maxilla; 165, maxilliped; 166, second leg; 167, third leg; 168, fourth leg; 169, fifth leg.

170-172, *Macandrewella agassizi*, new species, male: 170, Fifth leg; 171, distal portion of exopod of right fifth leg; 172, distal portion of left fifth leg.

173-176, *Pareuchaeta erebi* Farran, female: 173, Dorsal view; 174, lateral view; 175, ventral protuberance of genital segment; 176, first leg.

177-179, *Pareuchaeta erebi* Farran, male: 177, Basipod and exopod of first leg; 178, fifth leg; 179, terminal armature of exopod of left fifth leg.

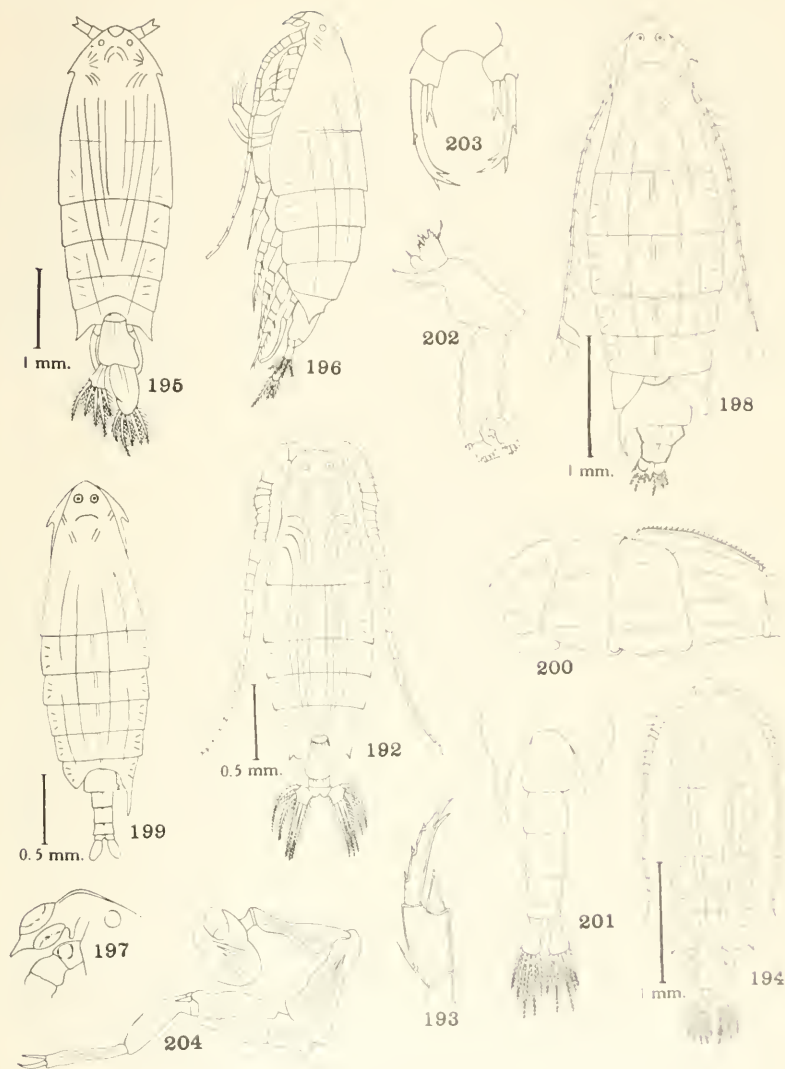
SPECIES OF *PAEUCHAETA*, *PHYLLOPUS*, AND *PONTELLA*.

180-185, *Pareuchaeta grandiremis* (Giesbrecht): 180, Dorsal view, female; 181, lateral view, female; 182, lateral view, male; 183, genital segment, lateral view, female; 184, fifth legs, male; 185, terminal armature of exopod of left fifth leg, male.

186-188, *Pareuchaeta rasa* Farran: 186, Lateral view, female; 187, fifth legs, male; 188, terminal armature of exopod of left fifth leg, male.

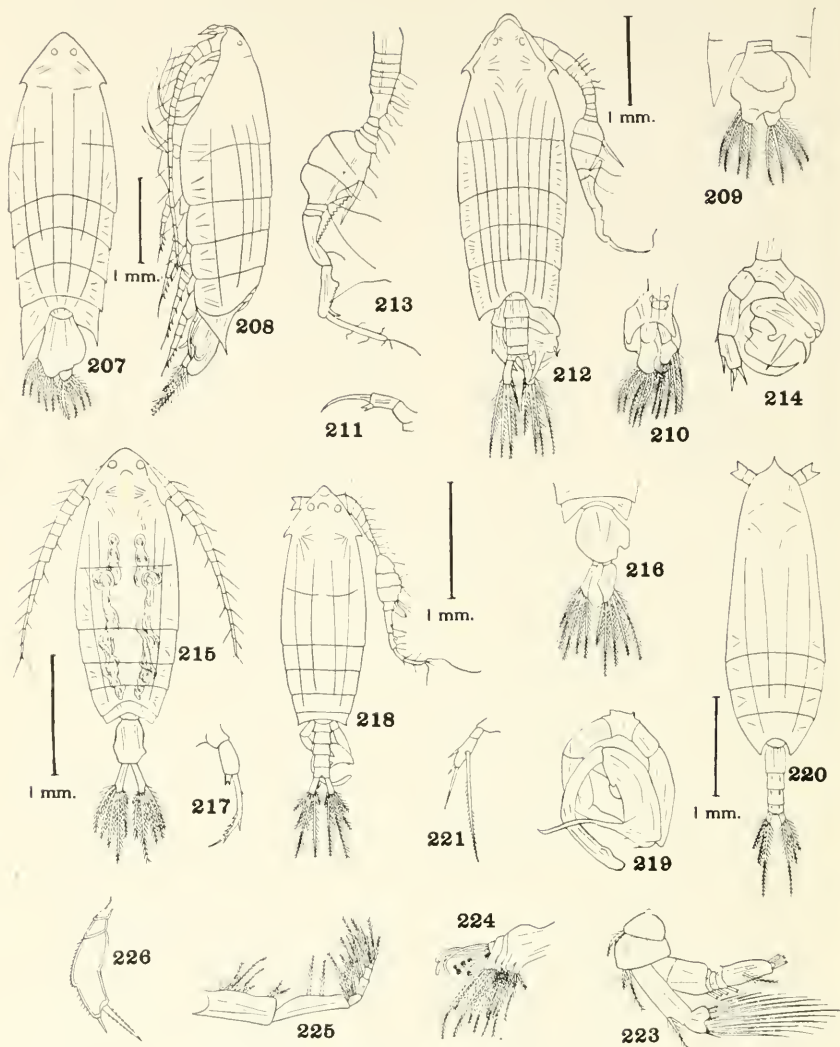
189, *Phyllopus muticus* Sars, female: Fifth legs.

190, 191, *Pontella atlantica* (Milne Edwards), female: 190, Dorsal view; 191, lateral view.



SPECIES OF LABIDOCERA AND PONTELLA.

- 192, 193, *Labidocera detrunceata* (Dana), female: 192, Dorsal view; 193, with leg.
 194, *Labidocera nerii* (Krøyer), female: Dorsal view.
 195-197, *Pontella danae* (Giesbrecht), female: 195, Dorsal view; 196, lateral view; 197, rostrum.
 198-204, *Pontella pulvinata*, new species: 198, Dorsal view, female; 199, dorsal view, male; 200, middle segments of right first antenna, male; 201, mandible, male; 202, mandible, female; 203, fifth leg, female; 204, rostrum, male.



SPECIES OF PONTELLA AND SCAPHOCALANUS.

207-211, *Pontella securifer* Brady, female: 207, Dorsal view; 208, lateral view; 209, urosome, dorsal view; 210, urosome, ventral view; 211, fifth leg.

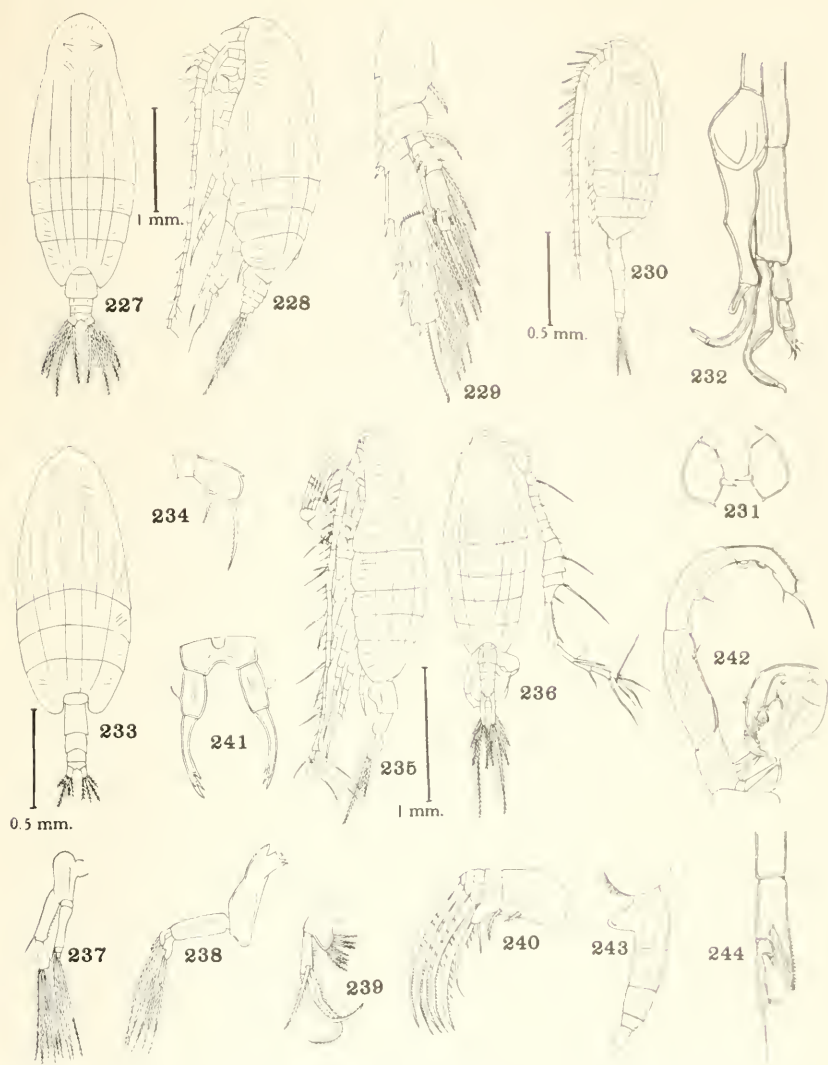
212-214, *Pontella securifer* Brady, male: 212, Dorsal view; 213, right first antenna; 214, fifth legs.

215-217, *Pontella tenuiremis* Giesbrecht, female: 215, Dorsal view; 216, urosome, dorsal view; 217, fifth leg.

218, 219, *Pontella tenuiremis* Giesbrecht, male: 218, Dorsal view; 219, fifth legs.

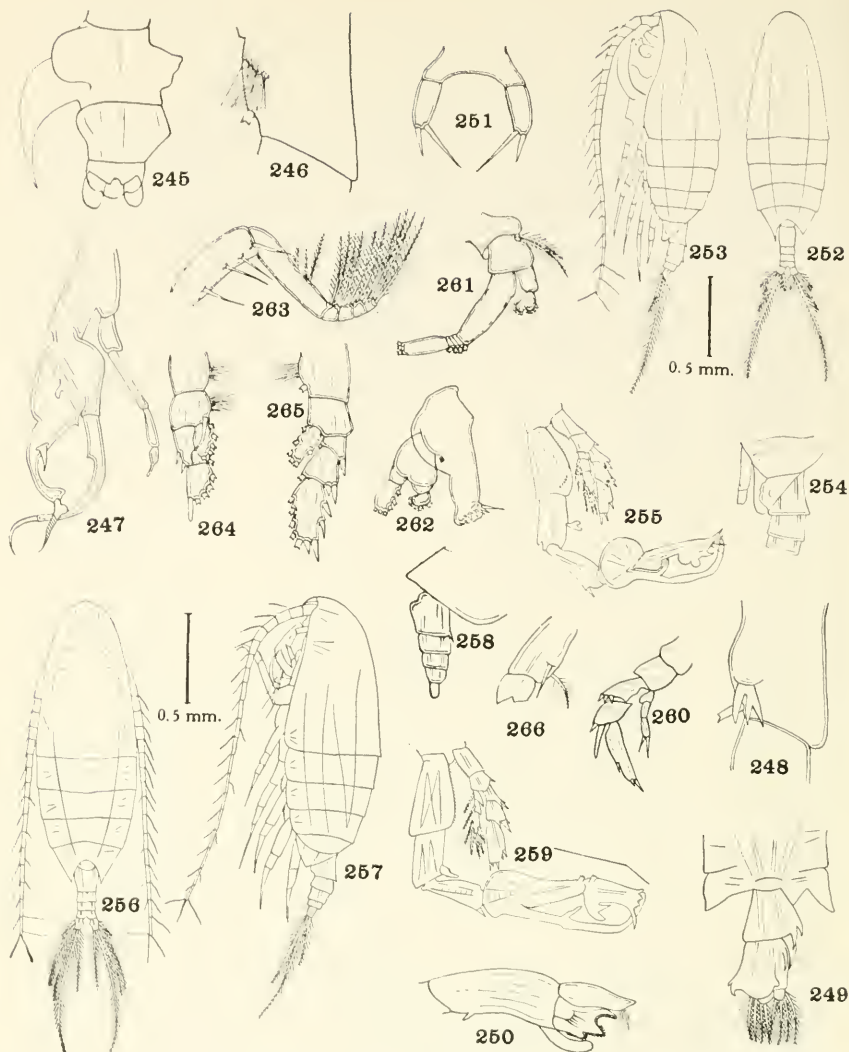
220, 221, *Scaphocalanus affinis* (Sars), female: 220, Dorsal view; 221, fifth leg.

223-226, *Scaphocalanus robustus* (T. Scott), female: 223, Second antenna; 224, second maxilla; 225, maxilliped; 226, fifth leg.



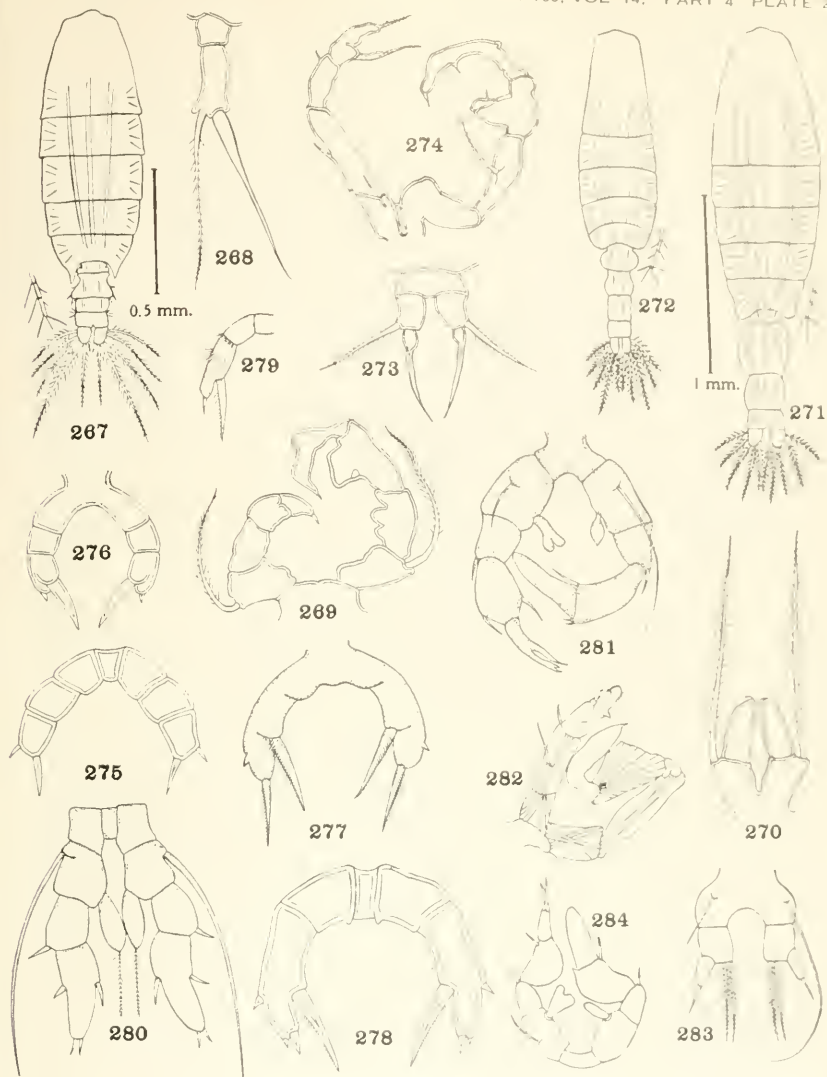
SPECIES OF SCAPHOCALANUS, SCOLECITHRICELLA, TORTANUS, AND EUCHAETA.

- 227-229, *Scaphocalanus robustus* (T. Scott), female: 227, Dorsal view; 228, lateral view; 229, third leg.*
- 230-232, *Scolecithricella dentata* (Giesbrecht): 230, Lateral view, male (fifth legs amputated); 231, fifth legs, female; 232, fifth legs, male.
- 233, 234, *Scolecithricella vittata* (Giesbrecht), female: 233, Dorsal view; 234, fifth leg.
- 235, 237-241, *Tortanus murrayi* A. Scott, female: 235, Dorsal view; 237, second antenna; 238, mandible; 239, first maxilla; 240, second maxilla; 241, fifth legs.
- 236, 242, *Tortanus murrayi* A. Scott, male: 236, Dorsal view; 242, fifth legs.
- 243, 244, *Euchaeta spinosa* Giesbrecht: 243, Uropod, lateral view, female; 244, distal portion of left fifth leg, male.



SPECIES OF PONTELLA, GAETANUS, EUCHIRELLA, PAREUCHAETA,
SCOLECITHRICELLA, AND UNDINULA.

- 245, *Pontella pulvinata*, new species, female: Urosome, dorsal view.
 246, *Gaetanus microcanthus*, new species, female: Basipod of fourth leg.
 247, 248, *Euchirella bella* Giesbrecht: 247, Fifth legs, male; 248, basipod of fourth leg, female.
 249, *Pontella atlantica* (Milne Edwards), female: Urosome, dorsal view.
 250, *Pareuchaeta sarsi* (Farran), male: Distal portion of exopod of left fifth leg.
 251, *Scolecithricella auropecten* (Giesbrecht), female: Fifth legs.
 252–255, *Undinula caroli* (Giesbrecht): 252, Dorsal view, female; 253, lateral view, female;
 254, urosome, lateral view, female; 255, fifth legs, male.
 256–259, *Undinula darwini* (Lubbock): 256, Dorsal view, female; 257, lateral view, female;
 258, urosome, lateral view, female; 259, fifth legs, male.
 260, *Undinula vulgaris* (Dana), male: Right fifth leg.
 261–265, *Euchirella bella* Giesbrecht, female: 261, Second antenna; 262, mandible; 263,
 maxilliped; 264, first leg, 265, second leg.



SPECIES OF ACARTIA, AMALLOPHORA, AMALLOTHRIX, ARIETELLUS, AND CALANOPIA

267-269, *Acartia laxa* Dana: 267, Dorsal view, male; 268, fifth leg, female; 269, fifth leg, male.
 271-274, *Acartia tumida* Willey: 271, Dorsal view, female; 272, dorsal view, male; 273, fifth legs, female; 274, fifth legs, male.

275, *Amallophora typica* T. Scott, female: Fifth legs.

276, *Amallothrix emarginata* (Farran), female: Fifth legs.

277, *Amallothrix falcifer* (Farran), female: Fifth legs.

278, *Amallothrix lobata* (Sars), female: Fifth legs.

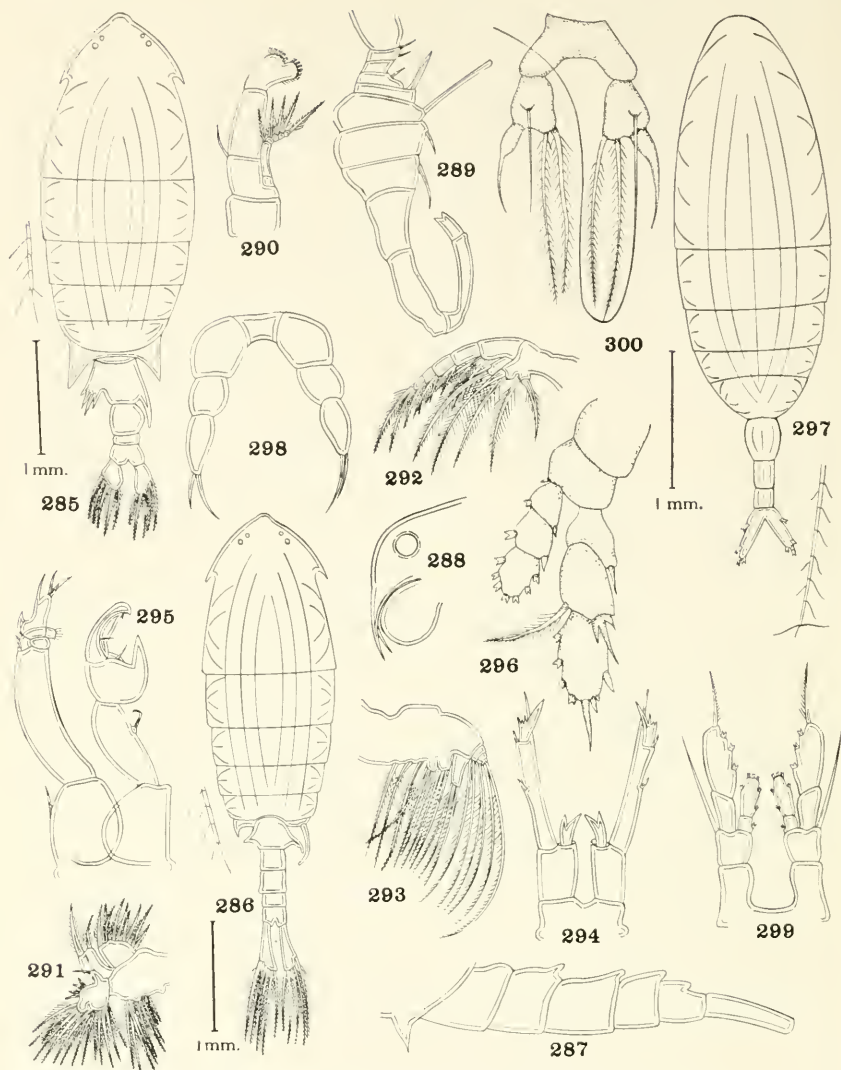
279, *Amallothrix propinqua* (Sars), female: Fifth legs.

280, *Arietellus aculeatus* (T. Scott), male: Fifth legs.

281, *Arietellus plumifer* Sars, male: Fifth legs.

282, *Calanopia thompsoni* A. Scott, male: Fifth legs.

283, 284, *Arietellus setosus* Giebrecht, 283, Fifth legs, female; 284, Fifth legs, male.



SPECIES OF ANOMALOCERA, DISSETA, EUAUGAPTILUS, FARRANIA, AND
ARIETELLUS.

285, 288, 290-294, *Anomalocera ornata* Sutcliffe, female: 285, Dorsal view; 288, rostrum; 290, second antenna; 291, first maxilla; 292, maxilliped; 293, second maxilla; 294, fifth legs.

286, 287, 289, 295, *Anomalocera ornata* Sutcliffe, male: 286, Dorsal view; 287, urosome, lateral view; 289, right first antenna; 295, fifth legs.

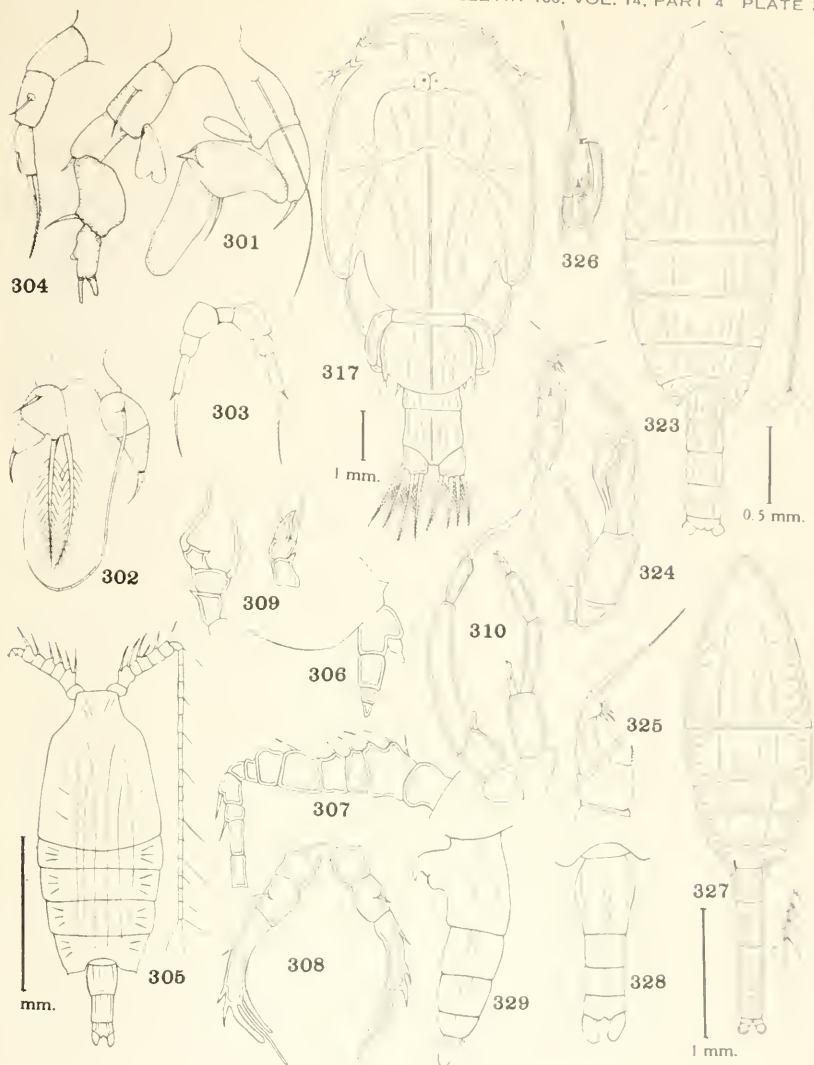
296, *Disseta palumboi* Giesbrecht, female: Fifth leg.

297, *Euaugaptilus hecticus* (Giesbrecht), female: Dorsal view.

298, *Farrania frigidus* (Wolfenden), female: Fifth legs.

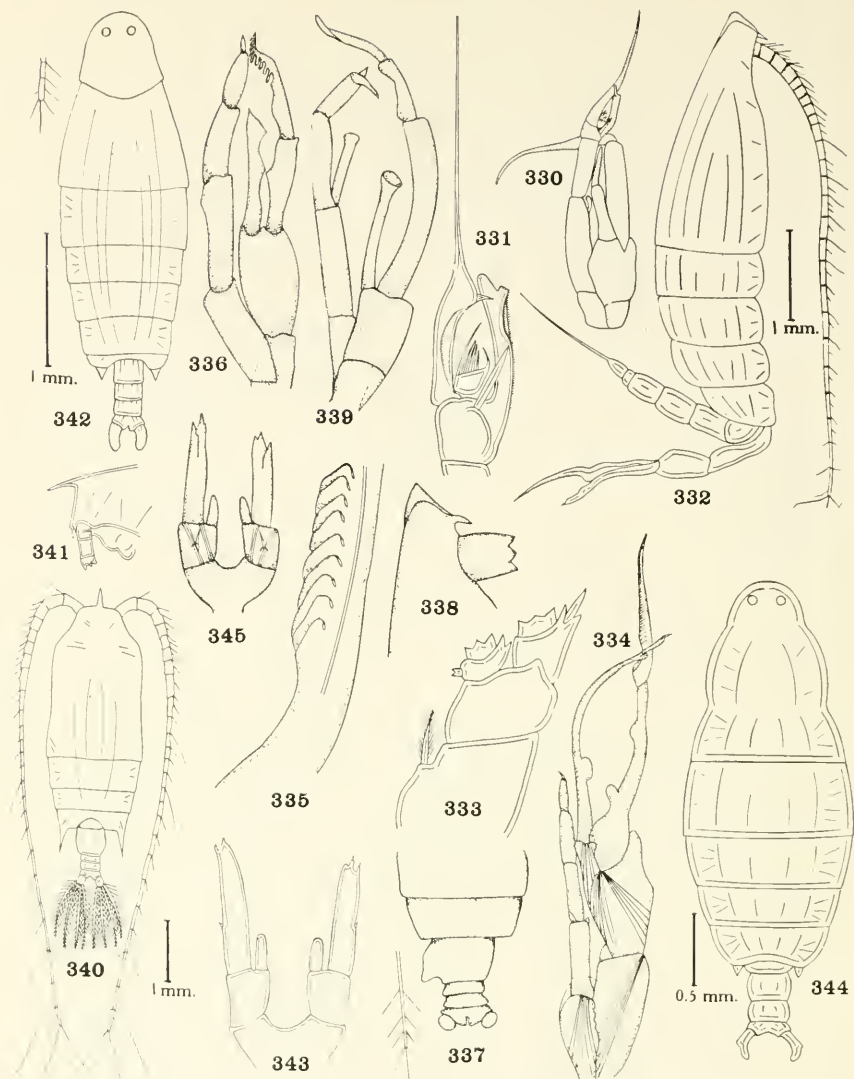
299, *Euaugaptilus hecticus* (Giesbrecht), female: Fifth legs.

300, *Arietellus simplex* Sars, female: Fifth legs.



SPECIES OF *ARIETELLUS*, *BATHYPONTIA*, *CALANOPIA*, *CANDACIA*, *CENTROPAGES*,
CHIRIDIUS, *CALIGUS*, AND *EUCHAETA*.

- 301, 302, *Arietellus simplex* Sars: 301, Fifth legs, male; 302, malformed fifth legs, female.
 303, *Bathypontia minor* Sars, female: Fifth legs.
 304, *Calanopia minor* A. Scott, female: Fifth leg.
 305-308, *Candacia turgida*, new species, female: 305, Dorsal view; 306, urosome, lateral view; 307, basal segments of first antenna; 308, fifth legs.
 309, *Centropages gracilis* (Dana), male: Fifth legs.
 310, *Chiridius armatus* (Boeck), male: Fifth legs.
 317, *Caligus thymni* Dana, male: Dorsal view.
 323-325, *Euchaeta media* Giesbrecht, male: 323, Dorsal view; 324, fifth legs; 325, dorsal portion of left fifth leg.
 326, *Euchaeta concinna* Dana, male: Terminal portion of left fifth leg.
 327-329, *Euchaeta pubera* Sars: 327, Dorsal view, male; 328, urosome, dorsal view, female; 329, urosome, lateral view, female.



SPECIES OF EUCHAETA, EUCHIRELLA, GAETANUS, AND LABIDOCERA.

330, 331, *Euchaeta pubera* Sars, male: 330, fifth legs; 331, distal portion of exopod of left fifth leg.

332-335, *Euchirella bitumida* With. male: 332, Lateral view; 333, basal portion of fourth leg; 334, fifth legs; 335, portion of end segment of exopod of right fifth leg.

336, *Euchirella curticauda* Giesbrecht, male: Fifth legs.

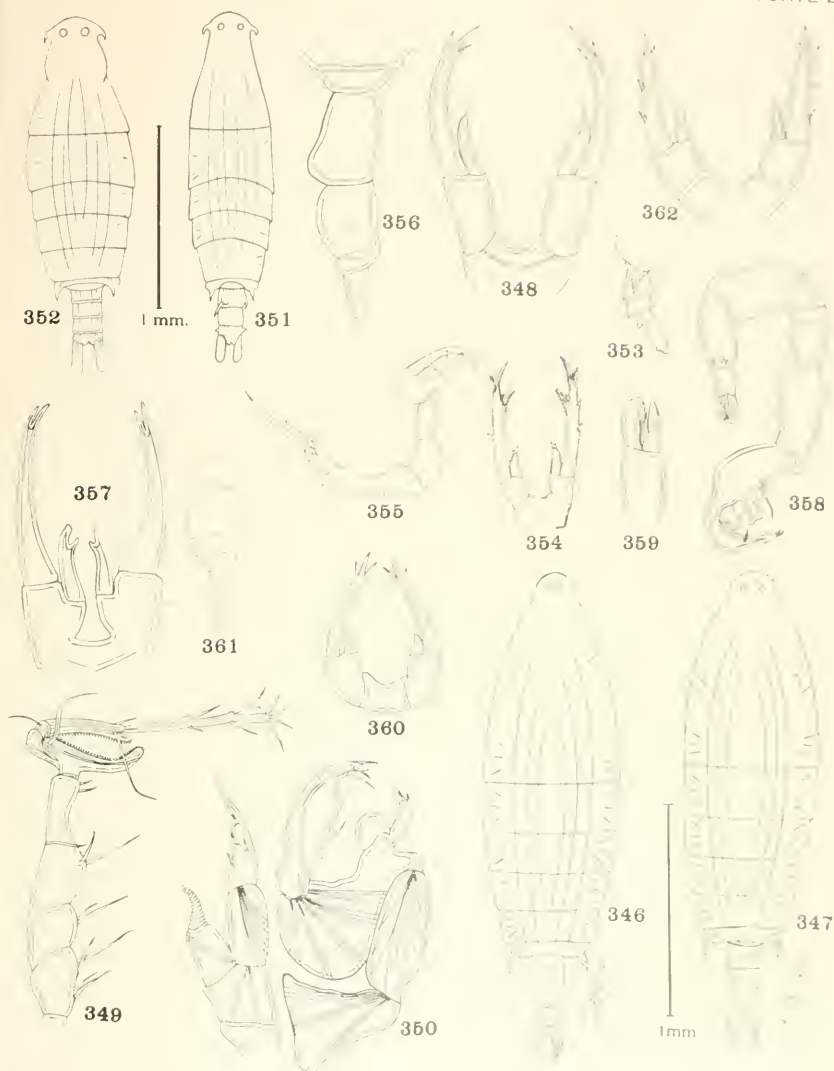
337, *Euchirella galeata* Giesbrecht, female: Urosome, dorsal view.

338, 339, *Euchirella maxima* Wolfenden: 338, Crest and rostrum, lateral view, female; fifth legs, male.

340, 341, *Gaetanus recticornis* Wolfenden, female: 340, Dorsal view; 341, rostrum, lateral view.

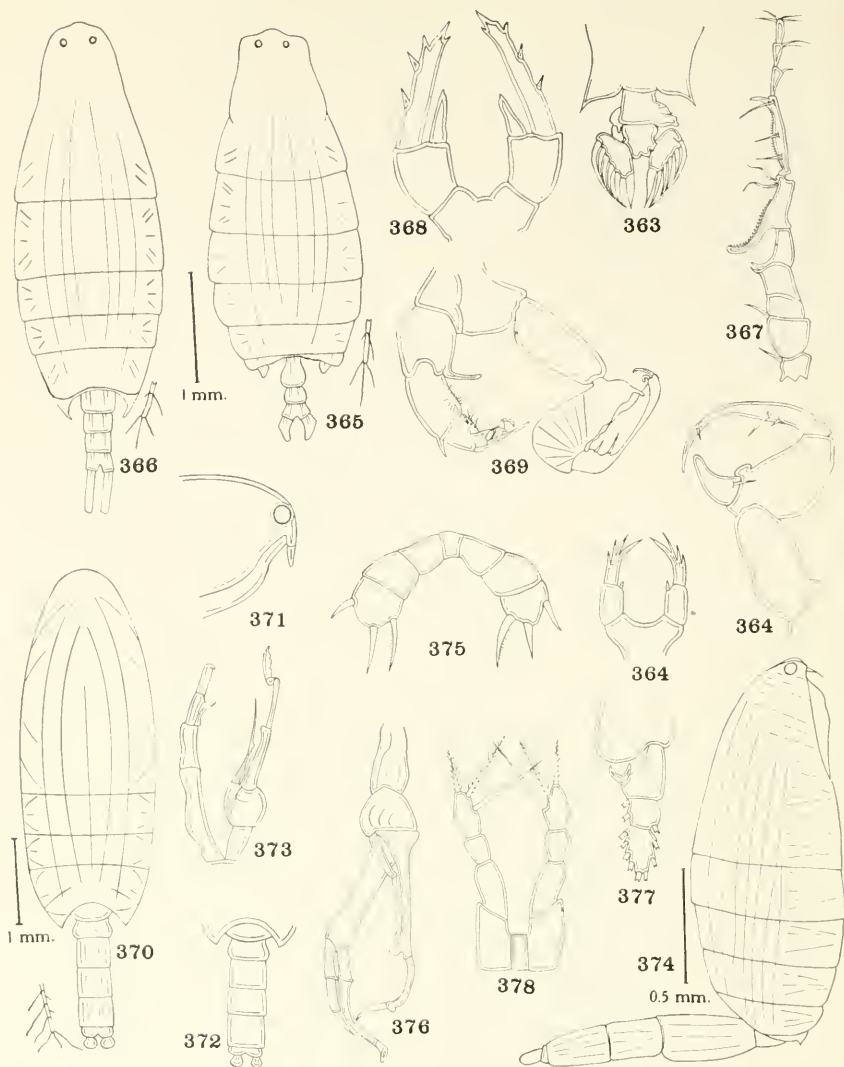
342, 343, *Labidocera agilis* (Dana), female: 342, Dorsal view; 343, fifth legs.

344, 345, *Labidocera albatrossi*, new species, female: 344, Dorsal view; 345, fifth legs.



SPECIES OF LABIDOCERA.

- 346-350, *Labidocera insolita*, new species: 346, Dorsal view, female; 347, dorsal view, male; 348, fifth legs, female; 349, right first antenna, male; 350, fifth legs, male.
- 351-355, *Labidocera laevidentata* (Brady): 351, Dorsal view, female; 352, dorsal view, male; 353, urosome, lateral view, female; 354, fifth legs, female; 355, fifth legs, male.
- 356-359, *Labidocera minuta* Giesbrecht: 356, Urosome, lateral view, female; 357, fifth legs, female; 358, fifth legs, male; 359, tip of left fifth leg, male.
- 360, *Labidocera nerii* Kroyer, female: Fifth legs.
- 361, 362, *Labidocera orinii* Giesbrecht, female: 361, Urosome, dorsal view; 362, fifth legs.



SPECIES OF LABIDOCERA, LOPHOTHRIX, AND METRIDIA.

363, *Labidocera pavo* Giesbrecht, female: Urosome, dorsal view.

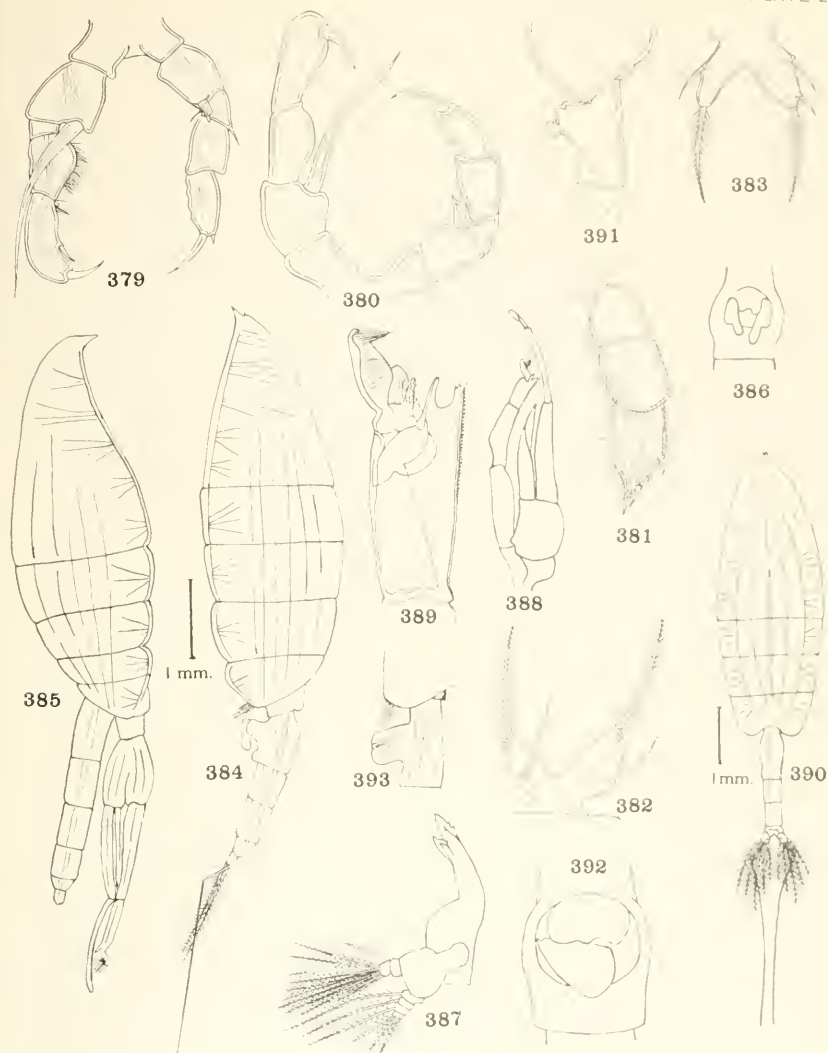
364, 364', *Labidocera euchaeta* Giesbrecht: 364, Right fifth leg, male; 364', fifth legs, female.

365-369, *Labidocera tenuicauda*, new species: 365, Dorsal view, female; 366, dorsal view, male; 367, right first antenna, male; 368, fifth legs, female; 369, fifth legs, male.

370-373, *Lophothrix humilifrons* Sars, male: 370, Dorsal view; 371, rostrum, lateral view; 372, urosome, dorsal view; 373, fifth legs.

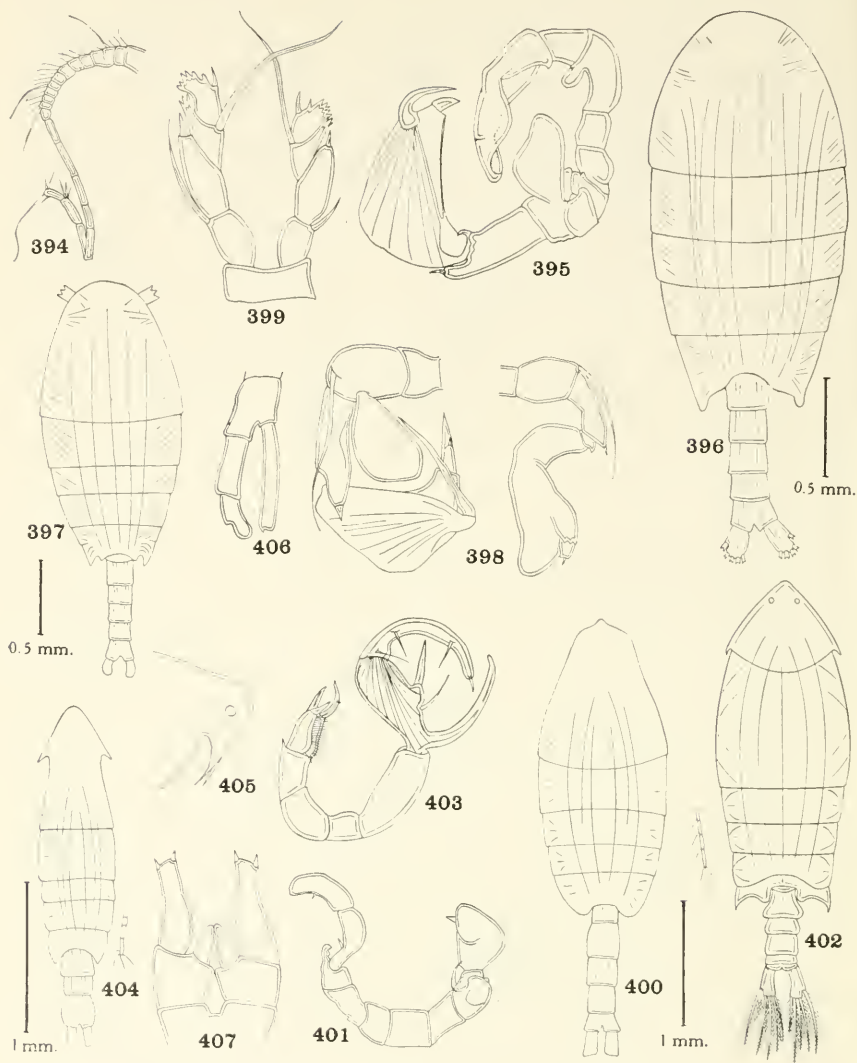
374-376, *Lophothrix latipes* (T. Scott): 374, Lateral view, male; 375, fifth legs, female; 376, fifth legs, male.

377, 378, *Metridia atra* Esterly, female: 377, Endopod of second leg; 378, fifth legs.



SPECIES OF MONACILLA, ONCHOCALANUS, PARAUGAPTILUS AND PAREUCHAETA.

- 379, *Monacilla semispina* (A. Scott), male: Fifth legs.
 380, *Monacilla typica* Sars, male: Fifth legs.
 381, *Onchocalanus affinis* With, female: Fifth leg.
 382, 383, *Paraugaptilus buchani* Wolfenden, female: 382, Fifth legs; 383, fifth legs of another specimen.
 384-389, *Pareuchaeta californica* (Esterly): 384, Lateral view, female; 385, lateral view, male; 386, genital segment, ventral view, female; 387, mandible, female; 388, fifth legs, male; 389, terminal armature of exopod of left fifth leg, male.
 390-392, *Pareuchaeta exigua* (Wolfenden), female: 390, Dorsal view; 391, ventral view; 392, genital segment, ventral view.
 393, *Pareuchaeta gracilis* (Sars), female: Genital segment, ventral view.



SPECIES OF PHYLLOPUS, PLEUROMAMMA, AND PONTELLA.

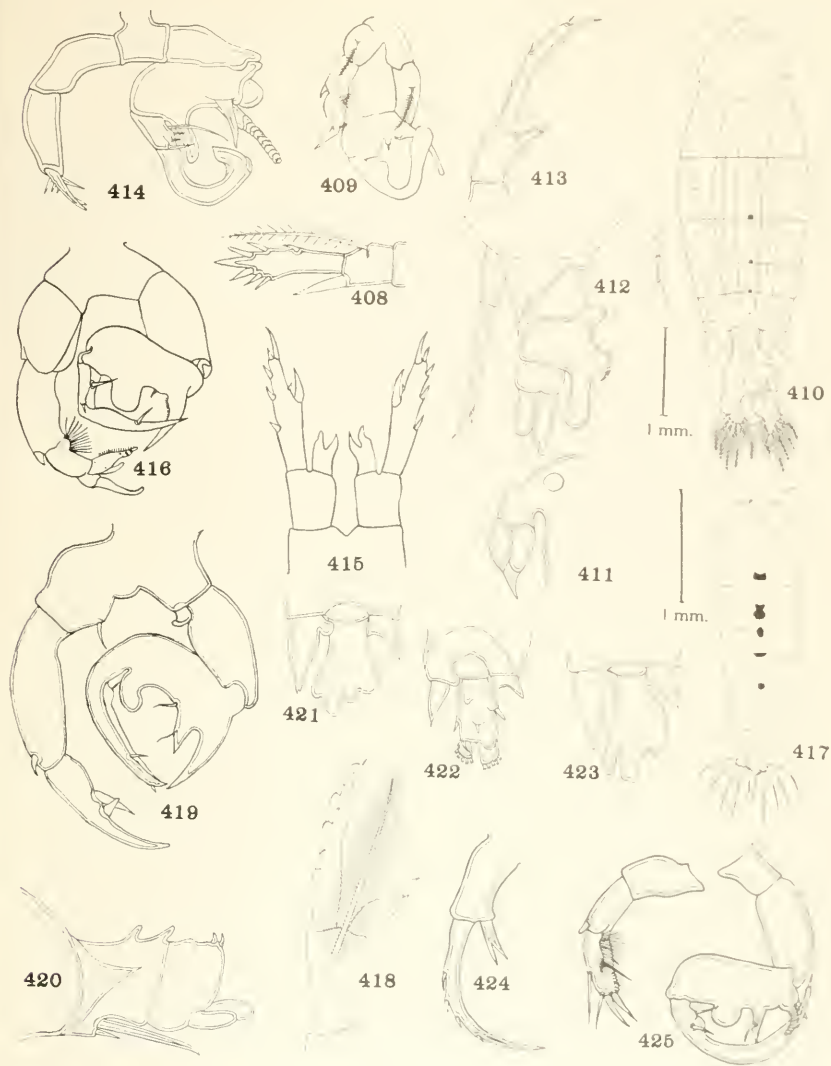
394-396, *Phyllopus aequalis* Sars, male: 394, Left first antenna; 395, fifth legs; 396, dorsal view.

397-399, *Phyllopus giesbrechti* A. Scott: 397, Dorsal view, male; 398, fifth legs, male; 399 fifth legs, female.

400, 401, *Pleuromamma piseki* Farran, male: 400, Dorsal view; 401, fifth legs.

402, 403, *Pontella cerami* A. Scott, male: 402, Dorsal view; 403, fifth legs.

404-407, *Pontella gracilis*, new species, female: 404, Dorsal view; 405, rostrum; 406, second antenna; 407, fifth legs.



SPECIES OF PONTELLA.

408, 409, *Pontella chierchiaie* Giesbrecht: 408, Fifth legs, female; 409, fifth legs, male.

410-413, *Pontella diagonalis*, new species, female: 410 Dorsal view; 411, urosome, lateral view; 412, 413, fifth leg.

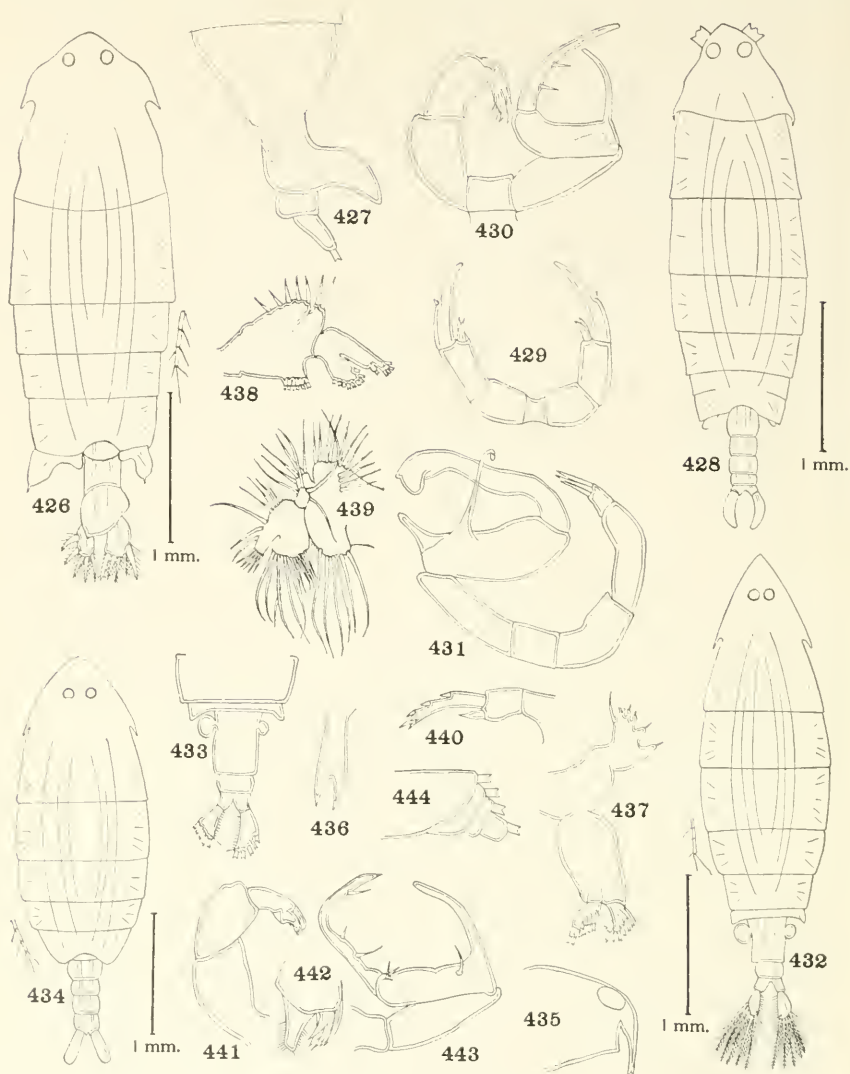
414, *Pontella fera* Dana, male: Fifth legs.

415, 416, *Pontella lobiancoi* (Canu): 415, Fifth legs, female; 416, fifth legs, male.

417-419, *Pontella meadii* Wheeler: 417, Dorsal view, female; 418, fifth legs, female; 419, fifth legs, male.

421-424, *Pontella securifer* Brady, female: 421, Urosome, dorsal view; 422, urosome, ventral view of another specimen; 423, urosome, dorsal view of another specimen; 424, fifth leg.

425, *Pontella securifer* Brady, male: Fifth legs.



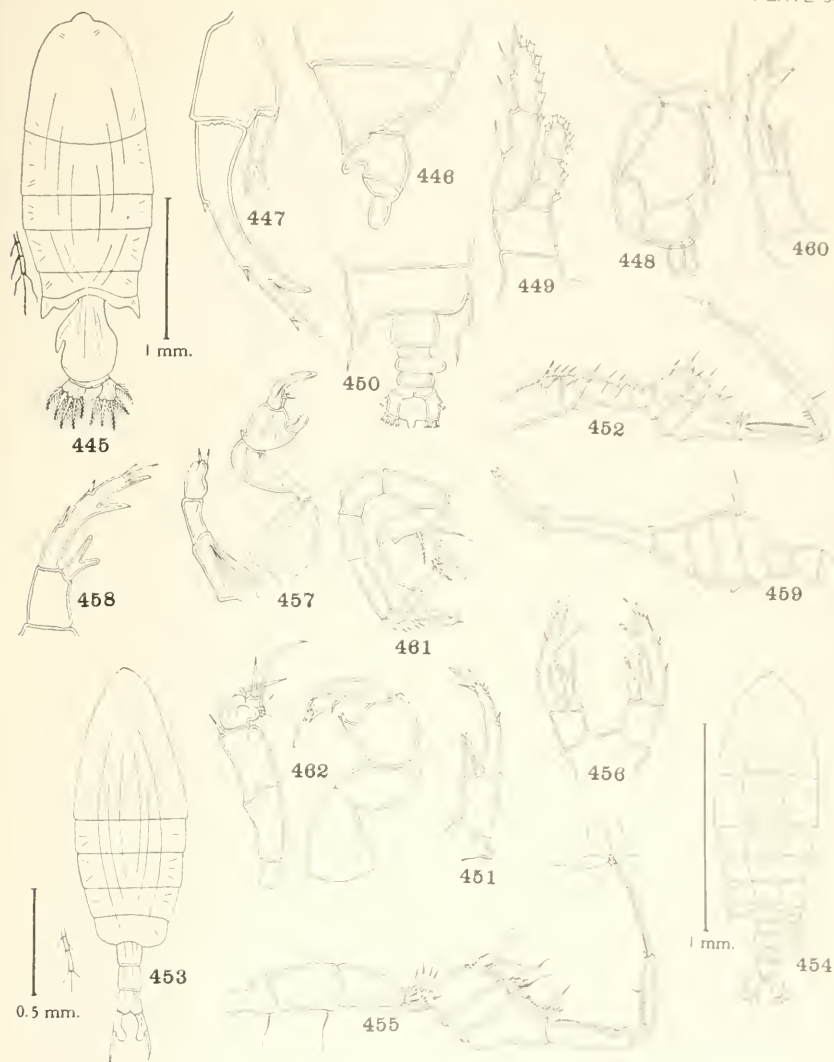
SPECIES OF PONTELLA.

426-430, *Pontella surrecta*, new species: 426, Dorsal view; female; 427, urosome, lateral view, female; 428, dorsal view, male; 429, fifth legs, female; 430, fifth legs, male.

431, *Pontella tenuiremis* Giesbrecht, male: Fifth legs.

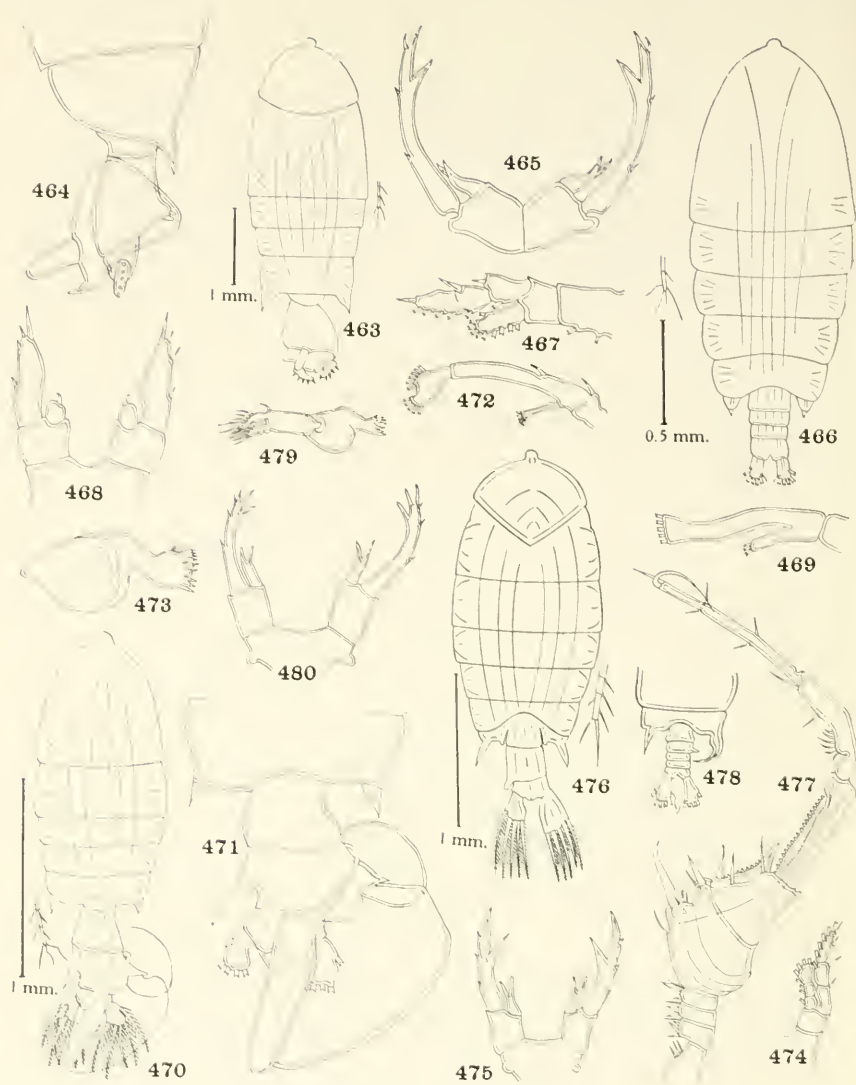
432, 433, 435-440, *Pontella valida* Dana, female: 432, Dorsal view; 433, urosome, dorsal view; 435, rostrum, lateral view; 436, rostrum, anterior view; 437, mandible; 438, first maxilla, posterior surface; 439, first maxilla, anterior surface; 440, fifth leg.

434, 441-443, *Pontella valida* Dana, male: 434, Dorsal view; 441, left fifth leg; 442, terminal detail of left fifth leg; 443, right fifth leg.



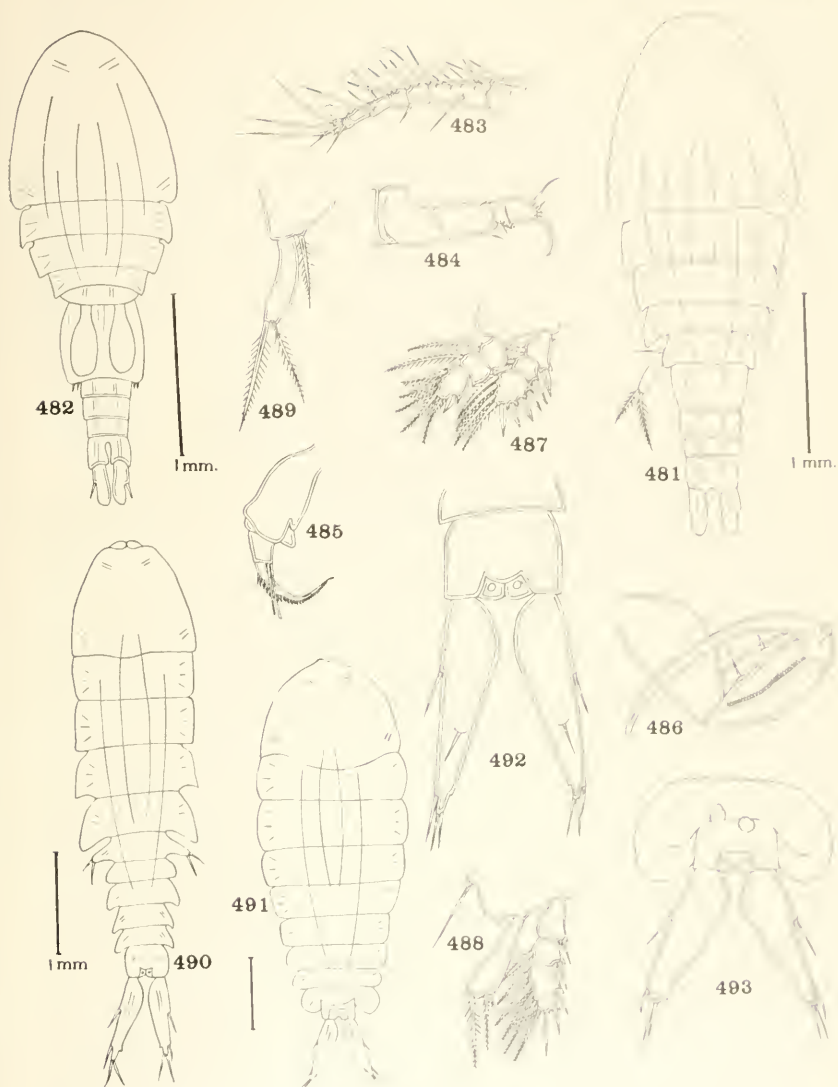
SPECIES OF PONTELLOPSIS

- 445-449, *Pontellopsis albatrossi*, new species, female: 445, Dorsal view; 446, urosome, viewed from left side; 447, fifth leg; 448, urosome, viewed from right side; 449, first leg.
- 450-452, *Pontellopsis armata* (Giesbrecht): 450, Urosome, dorsal view, male; 451, fifth leg, female; 452, right first antenna, male.
- 453-457, *Pontellopsis bitumida*, new species: 453, Dorsal view, female; 454, dorsal view, male; 455, right first antenna, male; 456, fifth leg, female; 457, fifth leg, male.
- 458, *Pontellopsis brevis*, female: Fifth leg.
- 459-461, *Pontellopsis lubbockii* (Giesbrecht): 459, right first antenna, male; 460, fifth leg, female; 461, fifth leg, male.
- 462, *Pontellopsis villota* Brady, male: First leg.



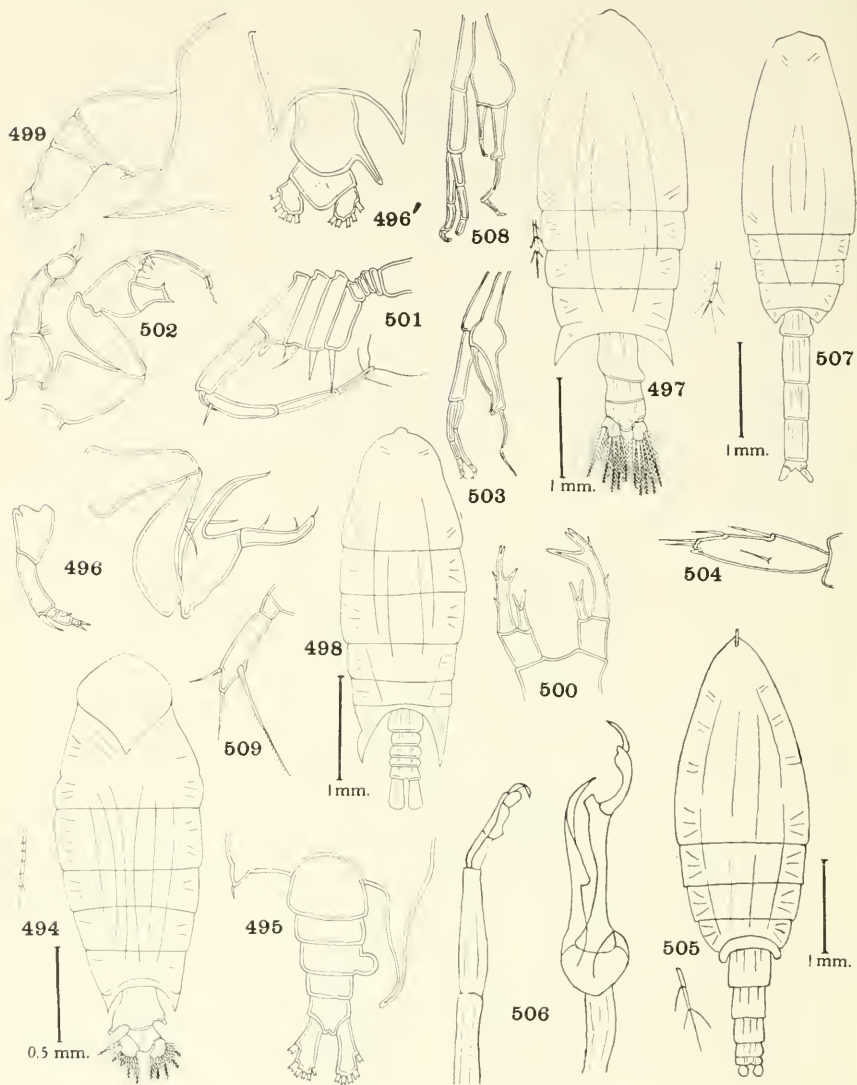
SPECIES OF PONTELLOPSIS.

- 463-465, *Pontellopsis digitata*, new species, female: 463, Dorsal view; 464, urosome, lateral view; 465, fifth legs.
- 466-469, *Pontellopsis globosa*, new species, female: 466, Dorsal view; 467, first leg; 468, fifth legs; 469, second antenna.
- 470-475, *Pontellopsis laminata*, new species, female: 470, Dorsal view; 471, urosome, dorsal view; 472, second antenna; 473, masticatory base of mandible; 474, first leg; 475, fifth legs.
- 476-480, *Pontellopsis strenua* (Dana): 476, Dorsal view, female; 477, right first antenna, male; 478, urosome, dorsal view, male; 479, mandible, female; 480, fifth legs, female.



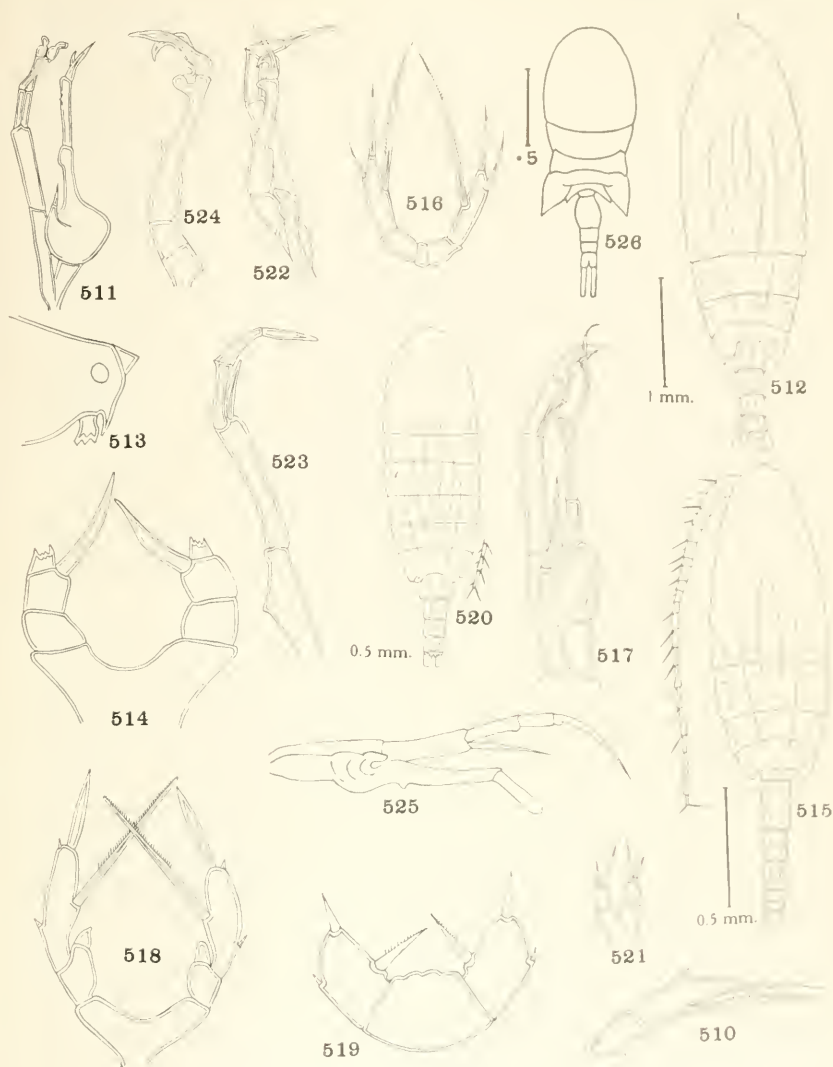
SPECIES OF PSEUDANTHESSIUS AND SAPPHIRINA.

- 481, 483, 484, 487, 488, *Pseudanthessius pacificus*, new species, female: 481, Dorsal view; 483, first antenna; 484, second antenna; 487, first leg; 488, fourth leg.
- 482, 485, 486, *Pseudanthessius pacificus*, new species, male: 482, Dorsal view; 485, second maxilla; 486, maxilliped.
- 490-493, *Sapphirina longijurata* A. Scott: 490, Dorsal view, female; 491, dorsal view, male; 492, caudal rami, female; 493, caudal rami, male.



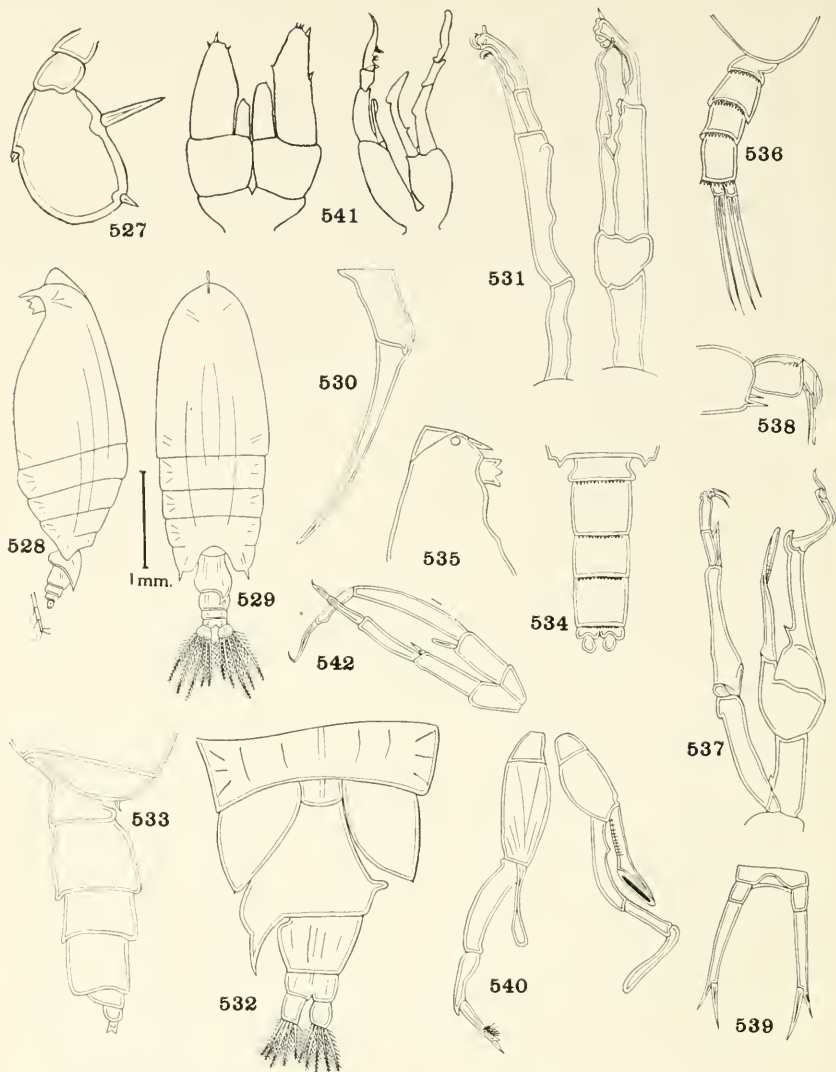
SPECIES OF PONTELLOPSIS, SCAPHOCALANUS, AND SAPPHIRINA.

- 494-496', *Pontellopsis regalis* (Dana): 494, Dorsal view, female; 495, dorsal view, male; 496, fifth legs, male; 496', urosome of a second specimen, dorsal view, female.
- 497-502, *Pontellopsis sinuata*, new species: 497, Dorsal view, female; 498, dorsal view, male; 499, urosome, lateral view, female; 500, fifth legs, female; 501, right first antenna, male; 502, fifth legs, male.
- 503, *Scaphocalanus affinis* (Sars), male: Fifth legs.
- 504, *Sapphirina lactens* Giesbrecht, female: Caudal ramus.
- 505, 506, *Scaphocalanus angulifrons* Sars, male; 505, Dorsal view; 506, fifth legs.
- 507-509, *Scaphocalanus brevicornis* (Sars); 507, Dorsal view, male; 508, fifth legs, male; 509, fifth leg, female.



SPECIES OF SCAPHOCALANUS, SCOLECITHRICELLA, AND TEMORA

- 510, 511, *Scaphocalanus echinatus* (Farran): 510, Fifth leg, female; 511, fifth legs, male.
- 512-514, *Scaphocalanus insolitus*, new species, female: 512, Dorsal view; 513, rostrum and rostrum, lateral view; 514, fifth legs.
- 515-517, *Scaphocalanus medius* (Sars): 515, Dorsal view, male; 516, fifth legs, female; 517, fifth legs, male.
- 518, *Scaphocalanus subbreicornis* (Wolfenden), female: Fifth legs.
- 519, *Scolecithricella abyssalis* (Giesbrecht), female: Fifth legs.
- 520-524, *Scolecithricella auropecten* (Giesbrecht): 520, Dorsal view, male; 521, fifth legs, female; 522, fifth legs, male; 523, right fifth legs, male; 524, left fifth legs, male.
- 525, *Scolecithricella minor* (Brady), male: Fifth legs.
- 526, *Temora stylifera* (Dana), female: Dorsal view.



SPECIES OF SCOLECITHRICELLA, PONTELLA, SCOTTOCALANUS, TEMORITES,
UNDEUCHAETA, AND BRADYIDIUS.

527, *Scolecithricella ovata* (Farran), female: Fifth leg.

528-531, *Scolecocalanus spinifer*, new species: 528, Lateral view, female; 529, dorsal view, female; 530, left fifth leg, female; 531, fifth legs, male.

532, *Pontella pulvinata*, new species, female: Urosome, dorsal view.

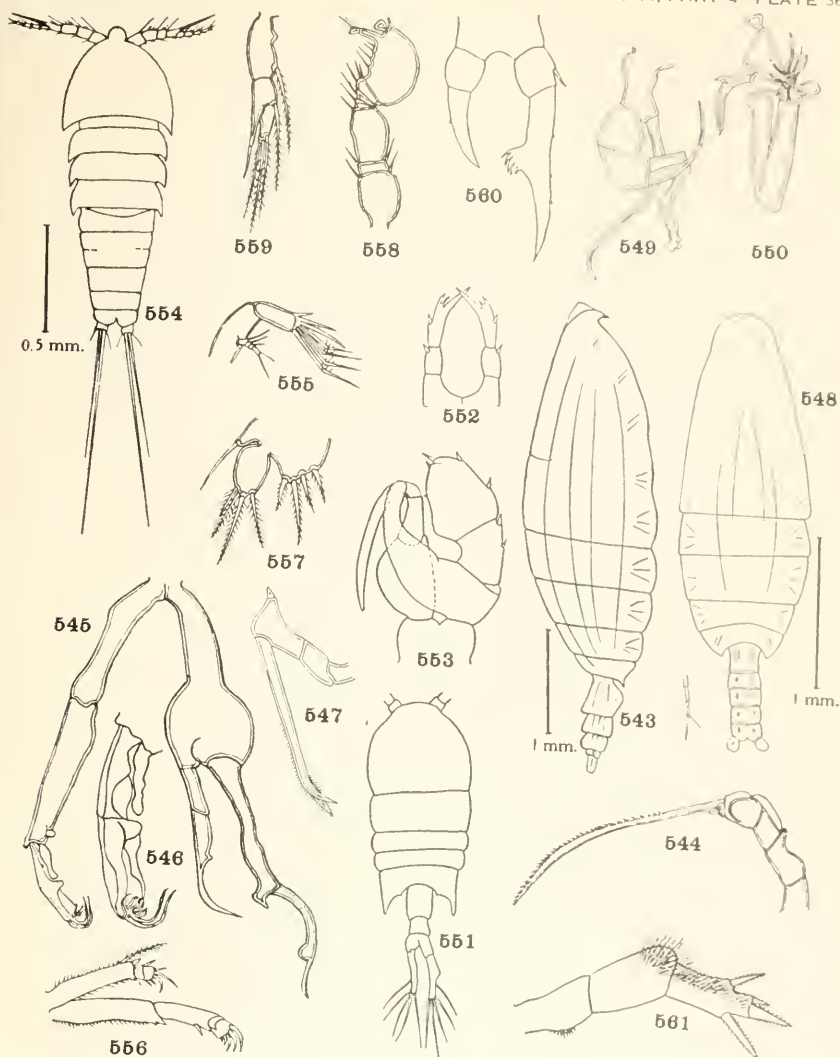
533-537, *Scottocalanus farrani* A. Scott, male: 533, Urosome, lateral view; 534, urosome, dorsal view; 535, crest and rostrum; 536, urosome of another specimen; 537, fifth legs.

539, *Temorites brevis* Sars, female: Fifth legs.

540, *Undeuchaeta plumosa* (Lubbock), male: Fifth legs.

541, *Undeuchaeta major* Giesbrecht, males: Fifth legs of immature and mature examples.

542, *Bradyidius similis* (Sars), male: Fifth legs.

SPECIES OF *SCOTTOCALANUS*, *STEPHOS*, *TEMORA*, *TIGRIOPUS*, *TORTANUS*, AND *XANTHOCALANUS*.

543-546, *Scottocalanus helenae* (Lubbock): 543, Lateral view, female; 544, fifth leg, female; 545, fifth legs, male; 546, exopod and endopod of left fifth leg, male.

547, *Scottocalanus thomasi* A. Scott, female: Fifth leg.

548-550, *Stephos perplexus*, new species, male: 548, Dorsal view; 549, left fifth leg; 550, right fifth leg.

551-553, *Temora discaudata* Giesbrecht: 551, Dorsal view, female; 552, fifth legs, female; 553, fifth legs, male.

554-559, *Tigriopus incertus* Smirnov: 554, Dorsal view, female; 555, second antenna, female; 556, first legs, female; 557, fifth legs, female; 558, first antenna, male; 559, endopod of second leg, male.

560, *Tortanus barbatus* (Brady), female: Fifth legs.

561, *Xanthocalanus pinguis* Farran, female: Fifth leg.

INDEX

Italic name indicates new species, *italic* number indicates principal entry.

- abbreviatus, Oachyptilus, 274
 - Pontoptilus, 274
- abdominalis, Diaptoimus, 289
 - Pleuromamma, 289
- abyssalis, Heterochaeta, 239
 - Heterorhabdus, 239
 - Scolecithricella, 331
 - Scolecithrix, 331
 - Spinocalanus, 341
- Acanthoplichthys*, 72
 - pectoralis*, 72, 73 (fig.)
- Acanthostedion*, 75
 - rugosum*, 75, 76 (fig.)
- Acartia, 151
 - clausii, 151
 - danae, 151
 - discaudata, 152
 - hamata, 152, 351
 - laxa, 143, 153
 - longiremis, 155
 - negligens, 155
 - tumida, viii, 143, 155
- Aceste, 94
- Acrocalanus, 148, 157
 - gibber, 157
 - gracilis, 148, 157
 - longicornis, 157
 - monachus, 158
- aculeata, Lubbockia, 254
- aculeatus, Arietellus, 165
 - Paracalanus, 275
 - Rhincalanus, 165
- acuminata*, Lovenia döderleini, 138
- acuminata, Salenocidera hastigera, 24
- acuta, Euchaeta, 211
 - Fibularia, 109
 - Labidocera, 241
 - Pontella, 241
 - Pontellina, 241
- acutifrons, Haloptilus, 235
 - Hemicalanus, 235
 - Labidocera, 242
 - Pontella, 242
 - Pontellina, 242
- acutilobus, Heteroptilus, 238
 - Pontoptilus, 238
- acutus, Scolecithrix, 252
- adenicum, Phormosoma, 7, 8
- Aegisthus, 158
 - dubius, 158
 - mucronatus, 158
 - spinulosus, 158
- aequalis, Phyllopus, 143, 286, 288
- Aeropsis, 94
- aethiopica, Candace, 180
 - Candacia, 180
- Actideus, 159, 203
 - armatus, 159, 172
 - bradyi, 202, 203
 - giesbrechti, 203
- affinis*, Hypselaster, 121
- affinis, Amalophora, 324
 - Gaidius, 233
 - Leptoderma, 55
 - Onchocalanus, 273
 - Scaphocalanus, 324, 325, 329
- agassizi, Macandrewella, 257, 351
- Agetus, 196
 - typicus, 196
- agilis, Corycaeus, 193
 - Labidocera, 242
 - Pontella, 242
 - Pontellina, 242
- akabanus, Pericosmus, 94
- albatrossi*, Pontellopsis, 303, 351
- albatrossi, Labidocera, 243, 351
- Alepocephalidae, 53
- alexandri, Echinolampas, 95
- alta, Maretia, 135
 - Pseudomaretia, 135
- alternans, Paraphormosoma, 2, 9
 - Phormosoma, 9
- Amalophora, 159, 162
 - affinis, 324
 - dubia, 238
 - magna, 328
 - media, 328
 - obtusifrons, 162
 - robusta, 330
 - subbrevicornis, 331
 - typica, 159, 352
- Amalothrix, 159
 - arcuata, viii (pt. 4), 159
 - curticauda, 160
 - emarginata, 160
 - falcifer, 160
 - gracilis, 161
 - invenusta, 161, 351
 - lobata, 162
 - obtusifrons, 162, 335
 - propinqua, 162
- Amenophia, 163
 - peltata, 163
- americana, Calanopia, 174
- amoena, Euchirella, 218
- amona, Euchirella, 218
- amphigymnum, Dermatodiadema, 28
 - Plesiadiadem, 28
- anceps, Augaprilus, 170
- angulifrons, Scaphocalanus, viii, 143, 325
- angusta, Sapphirina, 319

- angusticeps, *Haloptilus*, 235
 angustus, *Euaugaptilus*, 204
 Mesorhabdus, 263
 annandalei, *Clypeaster*, 98
annulata, *Caenopedina*, 1, 38, 39
Anomalocera, 163
 ornata, 163
 patersonii, 149, 164, 165
 antarcticus, *Gaetanus*, 229
Antaria gracilis, 191
Arabacia, 3
Arachnoides, 100
 placenta, 100
 zelandiae, 100
Arachnoididae, 100
Araeosoma, 18, 21
 coriaceum, 18, 20, 21
 owstoni, 20, 21
 owstoni, nudum, 20
 parviungulatum, 20
 pellucidum, 21
 tessellatum, 18, 19
 tessellatum carinatum, 19
arafurensis, *Champsodon*, 84
Arbaciidae, 1, 25
Arbacina forbesiana, 39
arcuata, *Amallothrix*, viii, 159
 Scolecithricella, 159
arcuicornis, *Calanus*, 190
 Clausocalanus, 190
Argopatagus, 113, 116
 vitreus, 113, 116
Arietellus, 165, 166
 aculeatus, 165
 armatus, 165
 giesbrechti, 167
 pavoninus, 167
 plumifer, 168
 setosus, 165, 168
 simplex, 168
 tripartitus, 169, 351
ariommus, *Dysgamus*, 201
armata, *Candace*, 180
 Candacia, 180
 Euchaeta, 189
 Pontellopsis, 304
armatus, *Aetideus*, 159, 172
 Arietellus, 165
 Bradyanus, 173
 Bradyidius, viii, 172, 173
 Chiridius, 189
 Monops, 304
 Pseudocalanus, 159, 172, 173
 Selenechinus, 50
 Undinopsis, 173
armiger, *Gaetanus*, 229, 230
Aspidodiadema, 29
 tonsum, 29
Aspidodiadematidae, 1, 28
asterias, *Kamptosoma*, 8
Asthenosoma, 21
 coriaceum, 18
 dilatatum, 23
 grubei, 21, 23
 heteractis, 22, 23
 ijimai, 23
Asthenosoma—Continued
 pellucidum, 21
 tessellatum, 18
 urens, 22, 23
 varium, 21
Asthenosominae, 2, 10
Astropyga, 33
 denudata, 34
 radiata, 33
atlantica, *Lucicutia*, 254
 Pontella, 290
 Pontia, 290
atra, *Metridia*, 263
attenuatus, *Calanus*, 207
 Eucalanus, 207
 Heteroptilus, 239
 Pontoptilus, 239
Auchenalepoceps, 53
Augaptilus, 170, 185, 205
 anceps, 170
 bullifer, 204
 cucullatus, 185
 clongatus, 204
 facilis, 204
 gibbus, 205
 glacialis, viii, 170
 hecticus, 205
 horridus, 185
 laticeps, 205
 longicaudatus, 170
 longimanus, 205
 magnus, 206
 megalurus, 171
 nodifrons, 206
 oblongus, 206
 palumbii, 207
 rattrayi, 185
 rigidus, 207
 squamatus, 207
Aulodonta, 28
aurivillii, *Calanopia*, 174
auronitens, *Sapphirina*, 319
auropecten, *Scolecithricella*, 143, 332
 334
 Scolecithrix, 332
australis, *Coelopleurus*, 27
barbata, *Corynura*, 345
 Euchaeta, 276
 Pareuchaeta, 276
barbatus, *Tortanus*, 345
Bathycalanus, 171
 richardi, 171
Bathypontia, 171
 elongata, 171
 minor, 171
bella, *Euchirella*, 218
Belonichthys, 57
bengalensis, *Brissopsis*, 128, 129
bicolor, *Salmacis*, 43, 44
bicuspidata, *Sapphirina*, 320
bidentatus, *Phyllopus*, 287
bipinnata, *Candace*, 180
 Candacia, 180
bisinuata, *Euchaeta*, 276
 Pareuchaeta, 276

- bispinosa, Candace, 181
 Candacia, 181, 184
bitumida, Pontellopsis, viii, 305, 312, 351
bitumida, Euchirella, 143, 219, 222
boeckii, Metridia, 263
bonani, Laganum, 103
boreale, Pleuromma, 289
borealis, Pleuromamma, 289
bothroides, Pleurechinus, 46
brachiata, Calanopia, 185
 Pontella, 185
brachiatus, Centropages, 185
brachypetalus, Hyselaster, 123
Bradyanus, 172
 armatus, 173
 Aetideus, 202, 203
 Centropages, viii, 186, 188
 Euaetideus, 143, 202
 Euchaete, 277
 Pareuchaeta, 277
 Scolecithricella, 333
bradyi, Scolecithrix, 333
 Undinopsis, 172, 173
Bradyidius, 172
 armatus, viii, 172, 173
 similis, 173
brevicauda, Metridia, 264
 Pseudeuchaeta, 316
brevicaudatus, Chiridius, 234
 Gaidius, 234
brevicornis, Calanoides, 174
 Scaphocalanus, 326
 Scolecithrix, 326
brevifurcatus, Cryptopontius, 197
brevis, Euchirella, 221, 223
 Lubbockia, viii, 254
 Monops, 306
 Pontellopsis, 306
 Temorites, 343
brevispinus, Chiridius, 234
 Gaidius, 234
Breyuia, 138
 elegans, 138
brissoides, Spatangus, 132
Brissopsis, 94, 123, 126, 129
 bengalensis, 128, 129
 duplex, 128
 luzonica, 94, 123, 124, 125, 128
 micropetala, 124
 obliqua, 125
 oldhami, 126, 128, 129
 parallela, 125
 similis, 123, 129
Brissus, 139
 carinatus, 139
 latecarinatus, 139
brunescens, Labidocera, 246
buchani, Paraugaptilus, 275
bulliceps, Haloptilus, viii, 235
bullifer, Augaptilus, 204
 Euaugaptilus, 204
bungii, Eucalanus, 208
 Eucalanus elongatus, 208
bursarium, Phormosoma, 2, 4, 8
- Caenopedina*, 38, 39
 annulata, 1, 38, 39
 indica, 38
 mirabilis, 38
calamaris, Echinothrix, 37
calanina, Cyclopsina, 186
calaninus, Hemicalanus, 186
Calanoides, 174
 brevicornis, 174
Calanopia, 174
 americana, 174
 aurivillii, 174
 brachiata, 185
 elliptica, 175
 minor, 175
 sarsi, 175, 351
 thompsoni, 176
 subg., 186
Calanus, 177, 180
 arcuicornis, 190
 attenuatus, 207
 caroli, 348
 cristatus, 177
 elongatus, 208
 finmarchicus, 149, 172, 177, 178
 gracilis, 269
 helgolandicus, 178
 hyperboreus, 178
 longus, 264
 parvus, 275
 pauper, 184
 pavo, 179
 princeps, 262
 robustior, 269
 stylifer, 343
 tenuicornis, 269
 tonsus, 178
 turbinatus, 343
calanus, Pseudocalanus, 317
californica, Euchaeta, 277
 Pareuchaeta, 143, 277
Caligus, 178
 coryphaenae, 178
 coryphaenate, 178
 rapax, 179
 thymni, 179
calininus, Centropages, 186
Callionymidae, 53, 80
Callionymus gardineri, 81
Calliurichthys, 80
 gardineri, 81
 japonicus, 81
 linea-thorax, 79 (fig.), 80
Calocalanus, 179
 pavo, 179
 styliremis, 180
Camarodonta, 39
Candace aethiopica, 180
 armata, 180
 bipinnata, 180
 bispinosa, 181
 curta, 181
 elongata, 181
 longimana, 181
 norvegica, 181
 pachydaetyla, 182

- Candace—Continued
 simplex, 182
 tenuimana, 182
 varicans, 184
- Candacia, 148, 180
 aethiopica, 180
 armata, 180
 bipinnata, 180
 bispinosa, 181, 184
 curta, 181
 elongata, 181
 longimana, 181
 norvegica, 181
 pachydactyla, 182
 simplex, 182
 tenuimana, 182
 turgida, 183, 351
 varicans, 184
- Canthocalanus, 184
 pauper, 184
- Canthocamptus roseus, 266
- carinata, Farranula, 227
- carinatum, Araecosoma tessellatum, 19
- carinatus, Brissus, 139
 Corycaeus, 227
- Carnegiella, viii (pt. 4)
- Carnegietta, ix (pt. 4)
 gracilis, ix (pt. 4)
- caroli, Calanus, 348
 Undinula, 348
- Cassiduloida, 95
- Cataphraeti, 53
- Catopia, 187
 furcata, 186
- catus, Corycaeus, 192
- caudani, Gaetanus, 233
- Centraugaptilus, 185
 cucullatus, 185
 horridus, 185
 ratrayi, 185
- Centropages, 185
 brachiatus, 185
 bradyi, viii, 186, 188
 calininus, 186
 furcatus, 186
 gracilis, 187
 hamatus, 187
 krøyeri, 187
 orsinii, 187
 typicus, 188
 violaceus, 188
- Cephalophanes, 188
 refulgens, 188
- cerami, Pontella, viii, 291
- Cetochilus helgolandicus, 178
 minor, 268
- Chaetodiadema, 34, 35
 granulatum, 35
- Champsodon, 83
 arafurensis, 84
 curtipes, 83 (fig.)
 vorax, 84
- Champsodontidae, 83
- chelifer, Cornucalanus, 192
- Cyclops, 237
- Harpacticus, 237
- chelifer—Continued
 Scolecithrix, 192
- chelipes, Macandrewella, 143, 259
 Scolecithrix, 259
- chierchiae, Haloptilus, 236
 Hemicalanus, 236
 Pontella, 291
- chinensis, Faorina, 120
- Chiridiella, 188
 macrodactyla, 188
- Chiridius, 189
 armatus, 189
 brevicaudatus, 234
 brevispinus, 234
 gracilis, 189
 obtusifrons, 189
 tenuispinus, 234
- Chirundina, 189
 streetsi, 189
- Chromides, 53
- Chrominae, 77, 78
- Chromis, 78
 eupreus, 78
- Cidaridae, 1
- cinctus, Plexechinus, 111
- Cirrhitichthys polyactis, 66
- Cirrhitidae, 65
- clausi, Corycaeus, 193
 Mecynocera, 262
- clausii, Acartia, 151
 Heterochaeta, 239
 Heterorhabdus, 239
 Leuckartia, 255
 Lucicutia, 255
- Clausocalanus, 190
 aruicornis, 190
 furcatus, 190
- clavata, Monstrilla, 267
- Clypeaster, 96, 97, 99
 annandalei, 98
 fervens, 98
 humilis, 96
 pateriformis, 99
 reticulatus, 97
 rosaceus, 97
 scutiformis, 97
 telurus, 99
 virescens, 97
- Clypeastridae, 96
- Clypeastroida, 96
- Clytemnestra, 190
 rostrata, 190
 scutellata, 190
- Coelopleurus, 3, 26, 27, 47
 australis, 27
 elegans, 26
 longicollis, 27
 maculatus, 26, 27
 maillardi, 26, 27
- Conaea, 191
 gracilis, 191
 rapax, 191
- concava, Peronella orbicularis, 102
- concinna, Corycaeus, 228
 Euchaeta, 212
 Farranula, 228

- conicum, Laganum, 106
 conifera, Oncaea, 271
 Conolampas, 94, 95, 96
 diomedae, 95
 murrayana, 96
 sigsbei, 96
 sp., 94
 Copepods gathered by the United States Fisheries Steamer "Albatross" from 1887 to 1909, chiefly in the Pacific Ocean, 141-441
 Copilia, 191
 denticulata, 191
 mirabilis, 191
 quadrata, 191
 vitrea, 192
cordata, Marea, 132
 coriaceum, Aracosoma, 18, 20, 21
 Asthenosoma, 18
 Corina granulosa, 351
 Cornucalanus, 192
 chelifer, 192
 cornutus, Rhincalanus, 318
 Coronanthus, subg., 99
 Corycaeus, 148, 192, 197, 227
 agilis, 192
 carinatus, 227
 catus, 192
 clausi, 193
 concinna, 228
 crassiusculus, 193
 dubius, 193
 flaccus, 193
 furcifer, 193
 gibbulus, 228
 giesbrechti, 194
 gracilis, 228
 latus, 194
 lautus, 194
 limbatus, 194
 longistylis, 195
 lubbockii, 195
 ovalis, 195
 pacificus, 195
 pumilus, 195
 robustus, 196
 rostratus, 228
 speciosus, 196
 subtilis, 196
 typicus, 196
 vitreus, 197
 Corycella, 227, 228
 curta, 228
 Corynura barbata, 345
 discaudata, 345
 forcipata, 345
 gracilis, 346
 recticauda, 347
 coryphaenae, Caligus, 178
 coryphaenate, Caligus, 178
 Cottaldia forbesiana, 39
 craniolaris, Fibularia, 108
 crassispinum, Spermoma, 11 (fig.)
 crassiusculus, Corycaeus, 193
 crassus, Eucalanus, 208
 eribellum, Fibularia, 109
 crispus, Echinocyamus, 107
 cristatus, Calanus, 177
 Onchocalanus, 273
 Palaeopneustes, 115
 Xanthocalanus, 273
 cryptodon, Paramonacanthus, 91
 Stephanolepis, 91
 Cryptopontius, 197
 brevifurcatus, 197
 cucullatus, Augaptilus, 185
 Centraugaptilus, 185
 cupreus, Chromis, 78
 Lepicephalochromis, 78, 79 (fig.)
 curta, Candace, 181
 Candacia, 181
 Corycella, 228
 Farranula, 228
 Lucicutia, 255
 curticauda, Amallothrix, 160
 Euchirella, 221, 222
 Metridia, 264
 Scolecithricella, 160
 curticornis, Ectinosoma, 202
curtipes, Champsodon, 83 (fig.)
curvispinus, Gactanus, 229, 232, 351
 Cyclops chelifer, 237
 longicornis, 342
 Cyclopsina calanina, 186
 gracilis, 187
 cyclostomus, Echinoneus, 94
 cylindricum, Hessella, 285
 Cymbasoma, 197
 longispinosum, 197
 rigidum, 197
 Cyprinocirrhites, 65, 66
 stigma, 65 (fig.)
 ui, 66
 Dactylopusia, 198
 vulgaris, 198
 danae, Acartia, 151
 Pontella, 292
 Scolecithrix, 335
 Undina, 335
 darwinii, Undina, 349
 Undinula, 349
 Dascyllinae, 78
 Dascyllus, 78
 pomacentroides, 77, 78
debilis, Eremopyga, 1, 34
 decagonale, Laganum, 103
 decagonalis, Peronella, 100
 decipiens, Genocidaris, 41
 Temnopleurus, 41
delandi, Synchiropus, 81, 82 (fig.)
 dentata, Scolecithricella, 143, 333
 Scolecithrix, 333
 denticulata, Copilia, 191
 denudata, Astropyga, 34
 Eremopyga, 34
 depressa, Echinolampas, 95
 depressum, Laganum, 101, 105
 denticauda, Pontella, 292
 Dermatodiadema amphigymnum, 28
 indicum, 28

- Desmechinus, 42, 43
 rufus, 42
 versicolor, 42, 43
 detruncata, Labidocera, 244, 246
 Pontella, 244
 Pontellina, 244
 Diadema, 36
 savignyi, 37
 saxatile, 36
 setosum, 36
 Diadematidae, 1, 33
 diagonalis, Pontella, 292, 351
 Diaptomus abdominalis, 289
 Dias discaudatus, 152
 longiremis, 155
 Dichelina phormosomae, 8
 digitata, Pontellopsis, 306, 351
 dilatatum, Asthenosoma, 23
 diomedae, Conolampas, 95
 Plesiozonus, 118
 diploporum, Laganum, 106
 discaudata, Acartia, 152
 Corynura, 345
 Temora, 342
 discaudatus, Dias, 152
 Tortanus, 345
 Disseta, 198, 199
 maxima, viii, 198
 palumbii, 198
 palumboi, 198, 199
 scopularis, 143, 198
 divaricata, Gaidius, 317
 Pseudochirella, viii, 317
 doderleini, Lovenia, 138
 Drepanopsis, 227
 frigidus, 226, 227
 Drepanopus, 200
 forcipatus, viii, 200
 furcatus, 190
 dubia, Amalophora, 238
 Heteramallia, 238
 Monacilla, 266, 267
 dubius, Aegisthus, 158
 Corycaeus, 193
 duplex, Brissopsis, 128
 durum, Sperosoma, 12, 13
 dussumieri, Salmacis, 45
 Dysgamus, 201
 ariomus, 201
 pacificus, 201, 351
 echinata, Scolecithrix, 326
 echinatus, Scaphocalanus, 143, 326
 Echinocardium flavescens, 132
 Echinocorythidae, 111
 Echinocyamus, 107, 109, 110
 crispus, 107
 provectus, 107
 pusillus, 108
 scaber, 107
 Echinoidea collected by the United States Fisheries Steamer "Albatross" during the Philippine Expedition, 1907-1910. Part 3: The Echinoneidae, Echinolampadidae, Clypeastridae, Arachnoididae, Laganidae, Fibulari-
- idae, Urechinidae, Echinocorythidae, Palaeostomatidae, Micrasteridae, Palaeopneustidae, Hemimasteridae and Spatangidae, Report on, 93-140
 Echinoidea collected by the United States Fisheries Steamer "Albatross" during the Philippine Expedition, 1907-1910. Part 2: The Echinothuridae, Saleniidae, Arbaciidae, Aspidodiadematidae, Micropygidae, Diadematidae, Pedinidae, Temnopleuridae, Toxopneustidae, and Echinometridae, Report on, 1-52
 Echinolampadidae, 95
 Echinolampas, 95, 96
 alexandri, 95
 depressa, 95
 Echinometra, 51
 mathaei, 51
 oblonga, 52
 picta, 51
 Echinometridae, 1, 49
 Echinoneidae, 94
 Echinoneus, 94
 cyclostomus, 94
 Echinosoma, 11
 hoplacantha, 14
 luculentum, 17
 tenuis, 10
 Echinostrephus, 50
 formosus, 1, 50
 molaris, 50
 Echinothrix, 37
 calamaris, 37
 Echinothuridae, 1, 4, 9
 Ectinosoma, 202
 curticornis, 202
 tenuis, 319
 efferata, Miraca, 266
 elegans, Breynia, 138
 Coelopleurus, 26
 elliptica, Calanopia, 175
 Pontella, 175
 elongata, Bathypontia, 171
 Candace, 181
 Candacia, 181
 Lovenia, 136
 elongatus, Aigaptilus, 204
 Calanus, 208
 Euaugaptilus, 204
 Eucalanus, 208
 emarginata, Amalothrix, 160
 Scolecithrix, 160
 Enterohalacarus minutipalpus, 28
 erebi, Pareuchaeta, 143, 279
 Eremopyga, 34
 debilis, 1, 34
 denudata, 34
 Euaetideus, 202, 204, 205
 bradyi, 143, 202
 giesbrechti, 203
 Euaugaptilus, 204
 angustus, 204
 bullifer, 204

Euaugaptilus—Continued

elongatus, 204
facilis, 204
filigerus, 205
gibbus, 205
hecticus, 205
laticeps, 205
longimanus, 205
magnus, 206
nodifrons, 206
oblongus, 206
rigidus, viii, 207
squamatus, 207

Eucalanus, 148, 207

attenuatus, 207
bungii, 208
crassus, 208
elongatus, 208
elongatus bungii, 208
monachus, 209
mucronatus, 209
muticus, 209, 351
pileatus, 211
subcrassus, 211
subtenuis, 211

Euchaeta, 148, 211

acuta, 211
armata, 189
barbata, 276
bisinuata, 276
californica, 277
concinna, 212
exigua, 280
gracilis, 281
grandiremis, 281
hebes, 212
hessei, 226
incisa, 283
longicornis, 143, 212
marina, 143, 149, 214
media, 143, 214
norvegica, 283
pubera, 143, 215
sarsi, 284
scotti, 284
spinosa, 217
tonsa, 284
tumidula, 285
wolfendeni, 217

euchaeta, *Labidocera*, 244**Euchaete bradyi**, 277

hansenii, 282

Euchirella, 148, 218, 223

amoena, 218
amona, 218
bella, 218
bitumida, 143, 219, 222
brevis, 221, 223
curticauda, 221, 222
galeata, 143, 221
grandicornis, 223, 351
intermedia, 225, 226
maxima, 225
messinensis, 221, 223, 225
pulchra, 225
rostrata, 226

Euchirella—Continued

venusta, 226

Eupatagus, 129

lymani, 130
rubellus, 129

eurygnathus, *Pachyptilus*, 274**Eurypatagus**, 133, 134

ovalis, 134

excentrica, *Meijerea*, 113**excentricus**, *Microcyphus*, 1, 46**exigua**, *Euchaeta*, 280

Pareuchaeta, viii, 280

expergitus, *Hemiaster*, 120, 121**facilis**, *Augaptilus*, 204

Euaugaptilus, 204

falcifer, *Amalothrix*, 160

Scolecithrix, 160

Faorina, 120

chinensis, 120

farrani, *Scottoecalanus*, 337**Farrania**, 226

frigidus, 226

oblonga, viii, 226, 227

Farranula, 148, 227

carinata, 227

concinna, 228

curta, 228

gibbula, 228

gracilis, 228

rostrata, 228

fera, *Pontella*, 293, 301**fervens**, *Clypeaster*, 98**Fibularia**, 108, 109, 110

acuta, 109

craniolaris, 108

cribellum, 109

ovulum, 108

ovulum trigona, 109

trigona, 109

sp., 110

Fibulariidae, 107**filigerus**, *Euaugaptilus*, 205

Hemicalanus, 205

finmarchicus, *Calanus*, 149, 172, 177,

178

Monoculus, 177**Fishes**, Descriptions and figures of new, obtained in Philippine seas and adjacent waters by the United States Bureau of Fisheries Steamer "Albatross," 53-91**flaccus**, *Corycaeus*, 193**flava**, *Ratania*, viii, 313**flavescens**, *Echinocardium*, 132**flavicornis**, *Leuekarta*, 255

Lucicutia, 255

fons, *Haloptilus*, 236**forbesiana**, *Arbacina*, 39

Cottaldia, 39

forbesianus, *Prionechinus*, 59**forcipata**, *Corynura*, 345**forcipatus**, *Drepanopus*, viii, 200

Tortanus, 345

forficula, *Pontella*, 303**formosus**, *Echinostrephus*, 1, 50

- Fowler, Henry W.; Descriptions and figures of new fishes obtained in Philippine seas and adjacent waters by the United States Bureau of Fisheries Steamer "Albatross," 53-91
- fragilis*, Homolampas, 117
- Hypselaster*, 122, 123
- Linopneustes*, 114
- Palacopneustes*, 114
- frigidus*, Drepanopsis, 226, 227
- Farrania*, 226
- frontalis*, Lophothrix, 250, 251, 252
- fudsiyama*, Laganum, 106
- funebis*, Xenodermichthys, 53, 54 (fig.)
- furcata*, Catopia, 186
- furcatus*, Centropages, 186
- Clausocalanus*, 190
- Drepanopus*, 190
- furcifer*, Corycaeus, 193
- fusiforme*, *Roxasella*, 87, 88 (fig.)
- Gaetanus*, 229, 233
- antarcticus*, 229
- armiger*, 229, 230
- caudani*, 233
- curvispinus*, 229, 232, 351
- inermis*, viii, 231
- kruppii*, 231
- latifrons*, 231
- microcanthus*, 231, 351
- miles*, 150, 232
- minor*, 233
- pileatus*, 233
- recticornis*, 233
- robustus*, 230
- Gaidius*, 233
- affinis*, 233
- brevicaudatus*, 234
- brevispinus*, 234
- divaricata*, 317
- minutus*, 234
- pungens*, 234
- tenuispinus*, 234
- galeata*, Euchiella, 143, 221
- galeatus*, Scolecocalanus, 336
- gardinieri*, Callionymus, 81
- Calliurichthys*, 81
- Gaussia*, 235
- princeps*, 235, 263
- gemina*, Lucicutia, 255
- gemma*, Sapphirina, 320, 324
- Genocidaris*, 42
- decipiens*, 41
- monolini*, 40
- gerlachei*, Metridia, viii, 264
- gibber*, Acrocalanus, 157
- gibbus*, Augaptilus, 205
- gibbosus*, Hemiaster, 120, 121
- Hemiaster* *expergitus*, 120
- gibbula*, Farranula, 228
- gibbulus*, Corycaeus, 228
- gibbus*, Euaugaptilus, 205
- giesbrechti*, Aetideus, 203
- Arietellus*, 167
- Corycaeus*, 194
- giesbrechti*—Continued
- Euaetideus*, 203
- Phyllopus*, 143, 287
- glacialis*, Augaptilus, viii, 170
- globosa*, Pontellopsis, 307, 351
- globulus*, Mespilina, 47
- Gobitrichinotus*, 85
- radiocularis*, 85, 86 (fig.)
- Gonimaretia*, 136
- tylota*, 136
- Goniopsyllus* *rostratus*, 190
- gracile*, Ocosia, 70, 71 (fig.)
- gracile*, Pleuromma, 289
- gracilis*, Pontella, 294, 351
- gracilis*, Acrocalanus, 148, 157
- Amallthrix*, 161
- Antaria*, 191
- Calanus*, 269
- Carnegietta*, ix (pt. 4)
- Centropages*, 187
- Chiridius*, 189
- Conaea*, 191
- Corycaeus*, 228
- Corynura*, 346
- Cyclopsina*, 187
- Euchaeta*, 281
- Farranula*, 228
- Macrosetella*, 262
- Miracia*, 269, 270
- Neocalanus*, 269
- Oculosetella*, 269
- Oncaea*, 191
- Pareuchaeta*, 281
- Pleuromamma*, 289
- Scolecithricella*, 161
- Setella*, 262, 270
- Tortanus*, 346
- gracilispinis*, *Rhomboserranus*, 59, 60 (fig.)
- grandicornis*, Euchiella, 223, 351
- grandiremis*, Euchaeta, 281
- Pareuchaeta*, 143, 281
- grandis*, Leuckartia, 255
- Lucicutia*, 255
- granulatum*, Chaetodiadema, 35
- granulosa*, Corina, 351
- Vetoria*, 351
- gratilla*, Tripneustes, 48
- gratiosa*, Parasalenia, 49
- greeni*, Xanthocalanus, 351
- gregalis*, Lovenia, 137
- grimaldii*, Hemirhabdus, 238
- Heterochaeta*, 238
- grubei*, Asthenosoma, 21, 23
- Gymnecchinus*, 42
- versicolor*, 42
- Gymnopatagus*, 134
- magnus*, 134
- pulchellus*, 130
- sewelli*, 134
- Haloptilus*, 235
- acutifrons*, 235
- angusticeps*, 235
- bulliceus*, viii (pt. 4), 235
- chierchiac*, 236

Haloptilus—Continued

- fons, 236
- longicornis, 236
- mucronatus, 236
- ornatus, 236
- oxycephalus, 237
- spiniceps, 237
- tenuis, 237
- validus, 237
- hamata, Acartia, 152, 351
- hamata, Ichthyophorba, 187
- hamatus, Centropages, 187
- hansenii, Euchaeta, 282
 - Pareuchaeta, 282
- Hapalosoma, 21
 - pellucidum, 21
- Harpacticus, 237, 345
 - chelifer, 237
- hastigera, Salenia, 24
 - Salenocidaris, 24, 25
- haswelli, Rhinophlethys, 73
- hebes, Euchaeta, 212
- hecticus, Augaptilus, 205
 - Euaugaptilus, 205
- helenae, Scottocalanus, 143, 338
 - Undina, 338
- helgae, Phyllopus, 288
- helgolandicus, Calanus, 178
 - Cetochilus, 178
- Heliases, 78
- Hemiaseter, 120
 - expergitus, 120, 121
 - expergitus gibbosus, 120
 - gibbosus, 120, 121
- Hemiaseteridae, 119
- Hemicalanus, 187
 - acutifrons, 235
 - calaninus, 186
 - chierchiai, 236
 - filigerus, 205
 - longicaudatus, 170
 - longicornis, 236
 - mucronatus, 236
 - ornatus, 236
 - oxycephalus, 237
 - spiniceps, 237
- hemilepidota, Scorpaena, 68
- Hemipedinia indica, 38
- Hemiphormosoma, 8
 - paucispinum, 2, 8, 9 (fig.)
- Hemirhabdus, 238
 - grimaldii, 238
 - latus, 238
- hessei, Euchaeta, 226
- Hessella cylindricum, 285
- heteractis, Asthenosoma, 22, 23
- Heteramella, 238
 - dubia, 238
- Heterocentrotus, 52
 - mammillatus, 52
- Heterochaeta, 239
 - abyssalis, 239
 - clausii, 239
 - grimaldii, 238
 - longicornis, 241
 - major, 241

Heterochaeta—Continued

- norvegicus, 240
- papilligera, 240
- spinifrons, 240
- Heteroptilus, 238
 - acutifrons, 238
 - attenuatus, 239
- Heterorhabdus, 239
 - abyssalis, 239
 - clausii, 239
 - latus, 238
 - norvegicus, 240
 - papilliger, 240
 - robustus, 240
 - spinifrons, 240
- Heterostylites, 241
 - longicornis, 241
 - major, 241
- hirsutus, Plesiozonus, 118, 119
 - Plexechinus, 111
- hirtipes, Onchocalanus, 273
- Holcotypoida, 94
- Homolampas, 117, 118
 - fragilis, 117
 - lovenioides, 117
- hoplacantha, Echinosoma, 14
 - Hygrosoma, 14, 17
 - Phormosoma, 14
- horridum, Plesiodiadema, 29
- horridus, Augaptilus, 185
 - Centraugaptilus, 185
- humilifrons, Lophothrix, 143, 250
- humilis, Clypeaster, 96
 - Meijerea, 113
 - Phrissocystis, 113
- Hyalophyllum vitreum, 192
- Hygrosoma, 11, 14, 16
 - hoplacantha, 14, 17
 - luculentum, 2, 16, 17
- hyperboreus, Calanus, 178
- Hypselaster, 121
 - affinis, 121
 - brachypetalus, 123
 - fragilis, 122, 123
- Ichthyophorba hamata, 187
 - violacea, 188
- ijimai, Asthenosoma, 23
- impar, Phyllopus, 288
- incertus, Tigriopus, viii, 344
- incisa, Euchaeta, 283
 - Pareuchaeta, 283
- indica, Caenopodina, 38
 - Hemipedinia, 38
- indicum, Dermatodiadema, 28
 - Phormosoma, 4, 7
 - Plesiodiadema, 28
- inermis, Gaetanus, viii, 231
 - Spatangus, 131
- Iniomi, 53
- insignis, Ophiosphaera, 32
 - Valdiviella, 350
- insolita, Labidocera, 245, 351
- insolitus, Scaphocalanus, 327
- intermedia, Euchirella, 225, 226
- intestinata, Sapphirina, 320

- invenusta*, Amallothrix, 161, 351
Ipnoceps, 56
 pristibrachium, 56, 57 (fig.)
Ipnopidae, 56
Ipnops, 56
 murrayi, 56
iris, Sapphirina, 320
Isaster, 113
Isochaeta, 241
 ovalis, 241
Isopatagus, 114
 Obovatus, 93, 113
Isospondyli, 53
Ivellopsi, subg., 301

japonicus, Calliurichthys, 81
javanus, Microcyphus, 47
joanae, Macandrewella, 260
Jugulares, 53

Kamptosoma asterias, 8
Kamptosominae, 2
kellersi, *Parabelonichthys*, 57, 58 (fig.)
Keraiphorus maillardi, 27
Kleinia luzonica, 128
koehleri, Tromikosoma, 11
Kraemeria, 86
Kraemerinae, 85
krøyeri, Centropages, 187
 Labidocera, 246
 Pontella, 246
kruppii, Gaetanus, 231

Labidocera, 148, 241
 acuta, 241
 acutifrons, 242
 agilis, 242
 albatrossi, 243, 351
 brunescens, 246
 detruncata, 244, 246
 euchaeta, 244
 insolita, 245, 351
 krøyeri, 246
 laevidentata, 246
 lubbockii, 246, 247
 minuta, 247
 minutum, 247
 nerii, 248
 orsinii, 248
 pavo, 248
 tenuicauda, 249, 351
 wollastoni, 250
lactens, Sapphirina, 321
laevidentata, Labidocera, 246
 Pontella, 246
Laganidae, 100
Laganum, 101, 103, 105
 bonani, 103
 conicum, 106
 decagonale, 103
 depressum, 101, 105
 diploporum, 106
 fudsiyama, 106
 laganum, 103
 lesueuri, 100
 minutum, 102

Laganum—Continued
 orbiculare, 102
 rostratum, 100, 101
 solidum, 106
 subg., 101
 laganum, Laganum, 103
 laminata, Pontellopsi, 308, 351
 latecarinatus, Brissus, 139
 laticeps, Augaptilus, 205
 Euaugaticeps, 205
 latifrons, Gaetanus, 231
 latipes, Lophothrix, 143, 251, 254
 Scolecithrix, 251
 latus, Corycaeus, 194
 Hemirhabdus, 238
 Heterorhabdus, 238
 lautus, Corycaeus, 194
 laxa, Acartia, 143, 153
 Lepeophtheirus, 250
 parviventria, 250
 Lepicephalochromis, 78
 eupreus, 78, 79 (fig.)
Lepidocentroida, 4
Leptoclypus, subg., 98
Leptoderma, 55
 affinis, 55
 macrops, 55
 retropinna, 55 (fig.)
Leskia mirabilis, 112
lesueuri, Laganum, 100
 Peronella, 100
Leuckartia, 199
 clausii, 255
 flavicornis, 255
 grandis, 255
 longicornis, 256
 longiserrata, 256
 scopularis, 198
leucopsis, Monstrilla, 267
limbatus, Corycaeus, 194
linearis, Oithona, 270
linea-thorax, Calliurichthys, 79 (fig.), 80
lineoscapularis, Pentapodus, 63, 64 (fig.)
Linopneustes, 114, 115, 116
 fragilis, 114
 murrayi, 114
 spectabilis, 114, 115
lobata, Amallothrix, 162
 Scolecithricella, 161
lobatus, Scolecocalanus, 336
lobiancoi, Pontella, 294, 302
 Pontellina, 294
longa, Metridia, 264
longicaudatus, Augaptilus, 170
 Hemicalanus, 170
longiceps, Peristedion, 74 (fig.)
longicollis, Coelopleurus, 27
longicornis, Acrocalanus, 157
 Cyclops, 342
 Euchaeta, 143, 212
 Halophtilus, 236
 Hemicalanus, 236
 Heterochaeta, 241
 Heterostylites, 241
 Leuckartia, 256
 Lucicutia, 256

- longicornis*—Continued
 Macrocalanus, 262
 Megacalanus, 262
 Temora, 342
longifurca, Sapphirina, 143, 321
longimana, Candace, 181
longimanus, Augaptilus, 205
 Euaugaptilus, 205
longiremis, *Acartia*, 155
 Dias, 155
longiserrata, *Leuckartia*, 256
 Lucicutia, 256
longispinosa, *Monstrilla*, 197
longispinosum, *Cymbasoma*, 197
longispinus, *Scottocalanus*, 339
longistylis, *Corycaeus*, 195
longus, *Calanus*, 264
Lophobranchii, 53
Lophothrix, 250
 frontalis, 250, 251, 252
 humilifrons, 143, 250
 latipes, 143, 251, 254
 sarsi, 253, 351
loveni, *Palaeotrema*, 118
 Palaeotropus, 118
Lovenia, 118, 136
 doderleini, 138
 doderleini acuminata, 138
 elongata, 136
 gregalis, 137
 subcarinata, 136
 triforis, 137
lovenioides, *Homolampas*, 117
Lubbockia, 254
 aculeata, 254
 brevis, viii, 254
 squillamana, 254
lubbockii, *Corycaeus*, 195
 Labidocera, 246, 247
 Monops, 310
 Pontellopsis, 310
lucens, *Metridia*, 265
Lucicutia, 148, 254
 atlantica, 254
 clausii, 255
 curta, 255
 flavicornis, 255
 gemina, 255
 grandis, 255
 longicornis, 256
 longiserrata, 256
 lucida, 256
 macrocera, 256
 ovalis, 256
 simulans, 257
 tenuicauda, 257
lucida, *Lucicutia*, 256
luculentum, *Echinosome*, 17
 Hygrosoma, 2, 16, 17
 Phorinosoma, 17
luzonica, *Brissopsis*, 94, 123, 124, 125,
 128
 Kleinia, 128
Lycenchelys, 89
 pocilimon, 90
Lycenchelys—Continued
 spilotus, 89 (fig.)
lymani, *Eupatagus*, 130
Lytechinus rufus, 42
Macandrewella, 257
 agassizi, 257, 351
 chelipes, 143, 259
 joanae, 260
 seweli, 143, 260
macrobrachium, *Schistoperca*, 61, 62 (fig.)
Macrocalanus longicornis, 262
macrocera, *Lucicutia*, 256
macroductyla, *Chiridiella*, 188
macronesius, *Pericosmus*, 94
macroproctes, *Peronella*, 102
macrops, *Leptoderma*, 55
Macrosetella, 262
 gracilis, 262
 oculata, 270
macrura, *Metridia*, viii, 265
maculatum, *Temnotrema*, 46
maculatus, *Coelopleurus*, 26, 27
maculosa, *Metalia*, 139
magna, *Amalophora*, 328
magnus, *Augaptilus*, 206
 Euaugaptilus, 206
 Gymnopatagus, 134
 Scaphocalanus, 328
 Spinocalanus, 341
maillardi, *Coelopleurus*, 26, 27
 Keraiphorus, 27
major, *Heterochaeta*, 241
 Heterostylites, 241
 Undeuchaeta, 347
mammillatus, *Heterocentrus*, 52
Marettia, 131
 alta, 135
 cordata, 132
 ovata, 131, 132
 planulata, 131, 133
marina, *Euchaeta*, 148, 149, 214
mathaei, *Echinometra*, 51
maxima, *Disseta*, viii, 198
 Euchirella, 225
maximus, *Pseudanthessius*, 316
meadii, *Pontella*, 295
Mecynocera, 262
 clausi, 262
media, *Amalophora*, 328
 Euchaeta, 143, 214
medius, *Scaphocalanus*, 143, 328
Megacalanus, 262
 longicornis, 262
 princeps, 262
megalurus, *Augaptilus*, 171
Meijerea excentrica, 113
 humilis, 113
melanostomus, *Pericosmus*, 94, 119
Mesorhabdus, 263
 angustus, 263
Mespilia, 47
 globulus, 47
messinensis, *Euchirella*, 221, 223, 225
Metalia, 139
 maculosa, 139

Metalia—Continued

- spatagus, 139
- sternalis, 139
- metallina, Sapphirina, 322
- Metridia, 148, 263
 - atra, 263
 - boeckii, 263
 - brevicauda, 264
 - curticauda, 264
 - gerlachei, viii, 264
 - longa, 264
 - lucens, 265
 - macrura, viii, 265
 - princeps, 265
 - venusta, 265
- Micraster, 113
- Micrasteridae, 93, 113
- microcanthus, Gaetanus, 231, 351
- Microcyphus, 46, 47
 - excentricus, 1, 46
 - javanus, 47
 - sp., 47
- micropetala, Brissopsis, 124
- Micropyga, 29
 - tuberculata, 29, 33, 35
 - violacea, 32
- Micropygidae, 1, 29
- Microsetella, 266
 - norvegica, 266
 - rosea, 266
- miles, Gaetanus, 150, 232
- Minoinae, 68
- minor, Bathypontia, 171
 - Calanopia, 175
 - Cetochilus, 268
 - Gaetanus, 233
 - Mormonilla, 268
 - Nannocalanus, 268
 - Scolecithricella, viii (pt. 4), 334
 - Scolecithrix, 334
- Minous monodactylus, 70
- minuta, Labidocera, 247
 - Oncaca, 272
 - Peronella, 102
- minutipalpus, Enterohalacarus, 28
- minutum, Labidocera, 247
 - Laganum, 102
- minutus, Gaidius, 234
 - Pseudocalanus, 316
- mirabile, Palaeostoma, 112
- mirabilis, Caenopedina, 38
 - Copilia, 191
 - Leskia, 112
 - Palaeostoma, 112
- Miracia, 266
 - efferrata, 266
 - gracilis, 269, 270
 - molaris, Echinostrephus, 50
 - momachus, Acrocalanus, 158
- Monacanthidae, 90
- monachus, Eucalanus, 209
- Monacilla, 266, 267
 - dubia, 266, 267
 - semispina, 266
 - tenera, 267
 - typica, 267
- Monoculus finmarchicus, 177
- monodactylus, Minous, 70
- monolini, Genocidaris, 40
 - Orechinus, 40
 - Trigonocidaris, 40
- Monops armatus, 304
 - brevis, 306
 - lubbockii, 310
- Monstrilla, 197, 267
- Monstrilla, clavata, 267
 - leucopsis, 267
 - longispinosa, 197
 - serricornis, 268
- Monstrilloida, 197
- Mormonilla, 268
 - minor, 268
 - phasma, 268
- Mortensen, Theodor; Report on the Echinoidea collected by the United States Fisheries Steamer "Albatross" during the Philippine Expedition, 1907-1910. Part 2: The Echinothuriidae, Saleniidae, Arbaciidae, Aspidodiadematidae, Micropygidae, Diadematidae, Pedinidae, Temnopleuridae, Toxopneustidae, and Echinometridae, 1-52
- Mortensen, Theodor; Report on the Echinoidea collected by the United States Fisheries Steamer "Albatross" during the Philippine Expedition, 1907-1910. Part 3: The Echinoneidae, Echinolampadidae, Clypeastridae, Arachnoidae, Laganidae, Fibulariidae, Urechinidae, Echinocorythidae, Palaeostomatidae, Micrasteridae, Palaeopneustidae, Hemiasteridae, and Spatangidae, 93-140
- Mucronalia sp., 36
 - Aegisthus, 158
 - Eucalanus, 209
 - Haloptilus, 236
 - Hemicalanus, 236
- murrayana, Conolampas, 96
- murrayi, Ipnops, 56
 - Linopneustes, 114
 - Nogagus, 201
 - Palaeopneustes, 114
 - Tortanus, 346
- muticus, Eucalanus, 209, 351
- muticus, Phyllopus, 289
 - Pontoptilus, 314
- nana, Oithona, 271
 - Oithonina, 271
- Nannocalanus, 268
 - minor, 268
- nanus, Paracalanus, 275
- nasutus, Rhincalanus, 318
- negligens, Acartia, 155
- Neocalanus, 269
 - gracilis, 269
 - robustior, 269
 - tenuicornis, 269

- nerii, Labidocera, 248
 Pontia, 248
 niger, Tetrabygus, 3
 nigromaculata, Sapphirina, 322, 323
 nodifrons, Augaptilus, 206
 Euaugaptilus, 206
 Nogagus, 201
 murrayi, 201
 nordenskjoldi, Plectechinus, 111
 norvegica, Candace, 181
 Candacia, 181
 Euchaeta, 283
 Microsetella, 266
 Pareuchaeta, 283
 Setella, 266
 norvegicus, Heterochaeta, 240
 Heterorhabdus, 240
 notopa, Oncaea, 272
 nudum, Araeosoma owstoni, 20

obliqua, Brissopsis, 125
oblonga, Echinometra, 52
 Farrania, viii (pt. 4), 226, 227
oblongus, Augaptilus, 206
 Euaugaptilus, 206
obovatus, Isopalagus, 93, 113
obtusa, Pseudochirella, 317
 Undeuchaeta, 317
obtusifrons, Amalophora, 162
 Amalothrix, 162, 35
 Chiridius, 189
occlusa, Salenocidaris profundus, 24
Ocosia, 70
 gracile, 70, 71 (fig.)
 vespa, 71
oculata, Macrosetella, 270
 Setella, 270
Oculosetella, 269, 270
 gracilis, 269
Oithona, 270
 linearis, 270
 nana, 271
 plumifera, 270
 robusta, 270
 similis, 271
 spinirostris, 271
Oithonina, 271
 nana, 271
oldhami, Brissopsis, 126, 128, 129
Oncaea, 148, 271
 conifera, 271
 gracilis, 191
 minuta, 272
 notopa, 272
 ornata, 272
 similis, 272
 venusta, 273
Onchocalanus, 273
 affinis, 273
 cristatus, 273
 hirtipes, 273
 steueri, 274
 trigonicus, 274
opalina, Sapphirina, 323
Ophiosphaera insignis, 32
 sp., 32, 49

Oplichthyidae, 72
Orcehinus, 40
 monolini, 40
orbiculare, Laganum, 102
orbicularis, Peronella, 102
ornata, Anomalocera, 163
 Oncaea, 272
ornatus, Haloptilus, 236
 Hemicalanus, 236
orsinii, Centropages, 187
 Labidocera, 248
Osorioia, subg., 68
ovalis, Euryptagus, 134
ovalis, Corycaeus, 195
 Isochaeta, 241
 Lucicutia, 256
ovata, Marettia, 131, 132
 Scolelethricella, 334
 Scolelethrix, 334
ovato-lanceolata, Sapphirina, 323
ovatus, Spatangus, 132
ovulum, Fibularia, 108
owstoni, Araeosoma, 20, 21
Oxyecalanus, 267
 semispinus, 266, 267
oxycephalus, Haloptilus, 237
 Hemicalanus, 237

Pachos, 274
 punctatum, 274
pachydactyla, Candace, 182
 Candacia, 182
Pachyptilus, 274
 abbreviatus, 274
 eurygnathus, 274
pacificus, Dysgamus, 201, 351
 Pseudanthessius, 315, 351
pacificus, Corycaeus, 195
Palacopneustes, 115
 cristatus, 115
 fragilis, 114
 spectabilis, 115
Palacopneustidae, 113
Palaeostoma, 112
 mirabile, 112
 mirabilis, 112
Palaeostomatidae, 112
Palaeotrema, 118
 loveni, 118
Palaeotropus loveni, 118
Palaeopneustes murrayi, 114
palescens, Temnotrema, 46
pallidus, Spatangus, 131
 Synchiropus, 82
palumbii, Augaptilus, 207
 Disseta, 198
palumboi, Disseta, 198, 199
papilliger, Heterorhabdus, 240
papilligera, Heterochaeta, 240
Parabalonichthys, 57
 kellersi, 57, 58 (fig.)
Paracalanus, 275
 aculeatus, 275
 nanus, 275
 parvus, 275
parallela, Brissopsis, 125

- Paraminous*, 68
quincarinatus, 68, 69 (fig.)
Paramonacanthus cryptodon, 91
Paraphormosoma, 9
alternans, 2, 9
Parasalenia, 49
gratiosa, 49
poehli, 49
pohlii, 49
Paraugaptilus, 275
buchani, 275
Pareuchaeta, 276
barbata, 276
bisinuata, 276
bradyi, 277
californica, 143, 277
erebi, 143, 279
exigua, viii (pt. 4), 280
gracilis, 281
grandiremis, 143, 281
hansenii, 282
incisa, 283
norvegica, 283
rasa, 143, 283
sarsi, 284
scotti, 284
tonsa, 284
tumidula, 285
Paroithona, 285
parvula, 285
parviungulatum, Araeosoma, 20
parviventris, Lepeophtheirus, 250
parvula, *Paroithona*, 285
parvus, Calanus, 275
Paracalanus, 275
pateriformis, Clypeaster, 99
pateronii, Anomalocera, 149, 164, 165
paucispinum, Hemiphormosoma, 2, 8,
9 (fig.)
paucituberculatus, Spatangus, 131
pauper, Calanus, 184
Canthocalanus, 184
pavo, Calanus, 179
Calocalanus, 179
Labidocera, 248
pavoninus, Arietellus, 167
pectoralis, Acanthoplichthys, 72, 73 (fig.)
Pedinidae, 1, 38
pellucida, Peronella, 101
pellucidum, Araeosoma, 21
Asthenosoma, 21
Hapalosoma, 21
peltata, Amenophia, 163
Pennella, 146, 285
sp., 285
Pentapodus, 63
lineoscapularis, 63, 64 (fig.)
Percomorphi, 53
Pericosmus, 94, 119
akabanus, 94
macronesius, 94
melanostomus, 94, 119
Peristediidae, 74
Peristediinae, 74
Peristedion, 74
longiceps, 74 (fig.)
Peronella, 100, 105
decagonalis, 100
lesueuri, 100
macroproctes, 102
minuta, 102
orbicularis, 102
orbicularis concava, 102
pellucida, 101
rostrata, 100
subg., 103
perplexus, Stephos, 341, 351
persecans, Scoleithrix, 340
Scottocalanus, 339, 340
perspicax, Pontella, 310
Pontellina, 310
Pontellopsis, 310
Phaenna, 285
spinifera, 285
phasma, Mormonilla, 268
Phormosoma, 2, 4, 8, 10
adenicum, 7, 8
alternans, 9
bursarium, 2, 4, 8
hoplacantha, 14
indicum, 4, 7
luculentum, 17
tenue, 10
verticillatum, 7
phormosomae, Dichelina, 8
Phormosominae, 2, 4
Phrissocystis, humilis, 113
Phyllopus, 286
aequalis, 143, 286, 288
bidentatus, 287
giesbrechti, 143, 287
helgae, 288
impar, 288
muticus, 289
pieta, Echinometra, 51
pileatus, Eucalanus, 211
Gaetanus, 233
pileolus, Toxopneustes, 48
pinguis, Xanthocalanus, 351
piseki, Pleuromamma, 289
placenta, Arachnoides, 100
planulata, Maretia, 131, 133
platophrys, Rhinhoplichthys, 73
Platybrissus, 134
Plectognathi, 53
Plesiodiadema, 28
amphigymnum, 28
horridum, 29
indicum, 28
Plesiozonus, 94, 118, 119
diomedaeae, 118
hirsutus, 118, 119
Pleurechinus bothryoides, 46
reticulatus, 46
scillae, 46
siamensis, 45
siamensis pulchellus, 45
Pleuromamma, 289
abdominalis, 289
borealis, 289
gracilis, 289
piseki, 289

Pleuromamma—Continued

- quadrunzulata, 290
- robusta, 290
- xiphias, 290
- Pleuromma borealis, 289
 - gracile, 289
 - princeps, 235
 - quadrunzulata, 290
 - robustum, 290
 - xiphias, 290
- Plexechinus, 110, 111
 - cinctus, 111
 - hirsutus, 111
 - nordenskjoldi, 111
 - spectabilis, 110
- plumata, Pontella, 303
 - Pontellina, 303
- plumifer, Arietellus, 168
- plumifera, Oithona, 270
- plumosa, Undeuchaeta, 348
 - Undina, 348
- Podocidaris prionigera, 25
- poecilimon, Lyncenchelys, 90
- poehli, Parasalenia, 49
- pohlii, Parasalenia, 49
- polyactis, Cirrhitichthys, 66
- Pomacentridae, 77
- pomacentroides, Dascyllus, 77, 78
 - Pomacentrus, 78
 - Serrichromis, 78
- Pomacentrus pomacentroides, 78
- Pontella, 176, 177, 185, 290, 301, 309, 312, 314
 - acuta, 241
 - acutifrons, 242
 - agilis, 242
 - atlantica, 290
 - brachiata, 185
 - cerami, viii (pt. 4), 291
 - chierchiai, 291
 - danae, 292
 - denticauda, 292
 - detruncata, 244
 - diagonalis, 292, 351
 - elliptica, 175
 - fera, 293, 301
 - forficula, 303
 - gracilis, 294, 351
 - krøyeri, 246
 - laevidentata, 246
 - lobiancoi, 294, 302
 - meadii, 295
 - perspicax, 310
 - plumata, 303
 - princeps, 295
 - pulvinata, 295, 351
 - regalis, 310
 - securifer, 297
 - strenua, 312
 - surrecta, 299, 351
 - tenuiremis, 300
 - valida, 301
 - wollastoni, 250
- Pontellidae, 301
- Pontellina, 303, 312
 - acuta, 241

Pontellina—Continued

- acutifrons, 242
- agilis, 242
- detruncata, 244
- lobiancoi, 294
- perspicax, 310
- plumata, 303
- regalis, 310
- strenua, 312
- Pontellopsis, 148, 303, 309, 312, 314
 - albatrossi, 303, 351
 - armata, 304
 - bitumida, viii (pt. 4), 305, 312, 351
 - brevis, 306
 - digitata, 306, 351
 - globosa, 307, 351
 - laminata, 308, 351
 - lubbockii, 310
 - perspicax, 310
 - regalis, 310, 314
 - sinuata, 311
 - strenua, 312, 314
 - villosa, 314
- Pontia atlantica, 290
 - nerii, 248
- Pontoptilus, 314
 - abbreviatus, 274
 - acutibolus, 238
 - attenuatus, 239
 - muticus, 314
- Pourtalesia, 94
 - princeps, Calanus, 262
 - Gaussia, 235, 263
 - Megacalanus, 262
 - Metridia, 263
 - Pleuroma, 235
 - Pontella, 295
- Prionechinus, 39, 40
 - forbesianus, 39
 - sagittiger, 40
- prionigera, Podocidaris, 25
 - Pygmacocidaris, 25
- pristibrachium, Ipnocaps, 56, 57 (fig.)
- profundi, Salemocidaris, 24, 25
- propinqua, Amallothrix, 162
 - Scolicithricella, 162
- provetus, Echinocyamus, 107
- Psammecinus rufus, 42
- Pseudanthessius, 315
 - maximus, 316
 - pacificus, 315, 351
- Pseudeuchaeta, 316
 - brevecauda, 316
- Pseudocalanus, 316
 - armatus, 159, 172, 173
 - elongatus, 317
 - minutus, 316
- Pseudochirella, 317
 - divaricata, viii, 317
 - obtusa, 317
 - scopularis, 317
- Pseudomaretia, 135, 136
 - alta, 135
 - tylota, 135
 - subg., 135

- Pseudophaenna*, 318
 typica, 318
Pteropsaridae, 87
pubera, *Euchaeta*, 143, 215
pulchellum, *Temnotrema*, 45
pulchellus, *Gymnopatagus*, 130
 Pleurechinus siamensis, 45
pulchra, *Euchirella*, 225
 Undina, 225
pulvinata, *Pontella*, 295, 351
pumilus, *Corycaeus*, 195
punctatum, *Pachos*, 274
pungens, *Gaidius*, 234
pusillus, *Echinocyamus*, 103
Pygmaeocidaris, 25
 prionigera, 25
pyrosomatis, *Sapphirina*, 323

quadrata, *Copilia*, 191
quadrungulata, *Pleuromma*, 290
 Pleuromamma, 290
quincarinatus, *Paraminous*, 68, 69 (fig.)

radiata, *Astropyga*, 33
radiocularis, *Gobitrichinotus*, 85, 86 (fig.)
rapax, *Caligus*, 179
 Conaea, 191
rarisipina, *Salmacis bicolor*, 43
rasa, *Pareuchaeta*, 143, 283
Ratania, 318
 flava, viii (pt. 4), 318
rattrayi, *Augaptilus*, 185
 Centraugaptilus, 185
recticauda, *Corynura*, 347
 Tortanus, viii (pt. 4), 347
recticornis, *Gaetanus*, 233
reevesii, *Temnopleurus*, 41, 42
refulgens, *Cephalophanes*, 188
regalis, *Pontella*, 310
 Pontellina, 310
 Pontellopsis, 310, 314
relictus, *Stereopneustes*, 93, 111
reticulatum, *Temnotrema*, 46
reticulatus, *Clypeaster*, 97
 Pleurechinus, 46
retropinna, *Leptoderma*, 55 (fig.)
retrospinis, *Stephanolepis*, 90 (fig.)
Rhaphidoclypus, subg., 97, 98
Rhincalanus, 165, 318
 aculeatus, 165
 cornutus, 318
 nasutus, 318
Rhinoplichthys haswelli, 73
 platophrys, 73
Rhomboserranus, 59
 gracilispinis, 59, 60 (fig.)
richardi, *Bathycalanus*, 171
rigidum, *Cymbasoma*, 197
rigidus, *Augaptilus*, 207
 Euaugaptilus, viii (pt. 4), 207
Robertsonia, 319
 tenuis, 319
robusta, *Amalophora*, 330
 Oithona, 270
 Pleuromamma, 290

robustior, *Calanus*, 269
 Neocalanus, 269
robustum, *Pleuromma*, 290
robustus, *Corycaeus*, 196
 Gaetanus, 230
 Heterorhabdus, 240
 Scaphocalanus, viii (pt. 4), 330
rosaceus, *Clypeaster*, 97
rosea, *Microsetella*, 266
roseus, *Canthocamptus*, 266
rostrata, *Clytemnestra*, 190
 Euchirella, 226
 Farranula, 228
 Peronella, 100
 Undina, 226
rostratum, *Laganum*, 100, 101
rostratus, *Corycaeus*, 228
 Goniopsyllus, 190
Roxasella, 87
 fusiforme, 87, 88 (fig.)
rubellus, *Eupatagus*, 129
rufa, *Salmacis*, 42
rufus, *Desmechinus*, 42
 Lytechinus, 42
 Psammechinus, 42
rugosum, *Acanthostedion*, 75, 76 (fig.)

sagittiger, *Prionechinus*, 40
Salenia hastigera, 24
Saleniidae, 1, 24
Salenocidaris, 24
 hastigera, 24, 25
 hastigera acuminata, 24
 profundi, 24, 25
 profundi ocellusa, 24
sali, *Sapphirina*, 323
Salmacis, 43
 bicolor, 43, 44
 bicolor rarisipina, 43
 dussumieri, 45
 rufa, 42
 sphaeroides, 44
 virgulata, 44
 virgulata typica, 44
Salpa sp., 321
salpae, *Sapphirina*, 324
Sapphirina, 148, 319
 angusta, 319
 auronitens, 319
 bicuspidata, 320
 gemma, 320, 324
 intestinalis, 320
 iris, 320
 lactens, 321
 longifurca, 143, 321
 metallina, 322
 niagramaculata, 322, 323
 opalina, 323
 ovato-lanceolata, 323
 pyrosomatis, 323
 sali, 323
 salpae, 324
 scarlata, 324
 sinuicauda, viii
 stellata, 324

- sarsi*, Calanopia, 175, 351
 Lophothrix, 253, 351
sarsi, Euchaeta, 284
 Pareuchaeta, 284
savignyi, Diadema, 37
saxatile, Diadema, 36
scaber, Echinocyamus, 107
Scalpellum sp., 16
Scaphocalanus, 324
 affinis, 324, 325, 329
 angulifrons, viii (pt. 4), 143, 325
 brevicornis, 326
 echinatus, 143, 326
 insolitus, 327
 magnus, 328
 medius, 143, 328
 robustus, viii (pt. 4), 330
 subbrevicornis, 331
scarlata, Sapphirina, 324
Schistoperca, 61
 macrobrachium, 61, 62 (fig.)
Schistopercinae, 61
scillae, Pleurechinus, 46
Scolecithricella, 159, 331, 334
 abyssalis, 331
 arcuata, 159
 auropecten, 143, 332, 334
 bradyi, 333
 curticauda, 160
 dentata, 143, 333
 gracilis, 161
 lobata, 161
 minor, viii (pt. 4), 334
 ovata, 334
 propinqua, 162
 tydemani, 335
 vittata, 335
Scolecithrix, 192, 252, 334, 335
 abyssalis, 331
 acutus, 252
 auropecten, 332
 bradyi, 333
 brevicornis, 326
 chelifer, 192
 chelipes, 259
 danae, 335
 dentata, 333
 echinata, 326
 emarginata, 160
 falcifer, 160
 latipes, 251
 minor, 335
 ovata, 334
 persicans, 340
 securifrons, 340
 vittata, 335
Scolecocalanus, 336
 galeatus, 336
 lobatus, 336
 spinifer, 336, 351
scopularis, Disseta, 143, 198
 Leuckartia, 198
 Pseudochirella, 317
 Undeuchaeta, 317
Scorpaena, 66
 hemilepidota, 68
Scorpaena—Continued
 laeniophrys, 66, 67 (fig.)
Scorpaenidae, 66
Scorpaeninae, 66
scotti, Euchaeta, 284
 Pareuchaeta, 284
Scottocalanus, 259, 337
 farrani, 337
 helenae, 143, 338
 longispinus, 339
 persecans, 339, 340
 securifrons, 340
 setosus, 340
 thomasi, 340
 thorii, 339
scutellata, Clytemnestra, 190
scutiformis, Clypeaster, 97
securifer, Pontella, 297
securifrons, Scolecithrix, 340
 Scottocalanus, 340
Selenechinus, 50
 armatus, 50
semispina, Monacilla, 266
semispinus, Oxycalanus, 266, 267
Serranidae, 59
Serrichromis, 77
 pomacentroides, 78
serriicornis, Monstrilla, 268
Setella, 270
 gracilis, 262, 270
 norvegica, 266
 oculata, 270
Setellidae, 270
 setosum, Diadema, 36
 setosus, Arietellus, 165, 168
 Scottocalanus, 340
sewelli, Gymnopatagus, 134
 Macandrewella, 143, 260
siamense, Temnotrema, 45, 46
siamensis, Pleurechinus, 45
 Temnotrema, 45
sigsbei, Conolampus, 96
similis, Brissopsis, 123, 129
similis, Bradyidius, 173
 Oithona, 271
 Oncaea, 272
 Undinopsis, 173
simplex, Arietellus, 168
 Candace, 182
 Candacia, 182
simulans, Lucicutia, 257
sinuata, Pontellopsis, 311
sinuicauda, Sapphirina, viii (pt. 4)
solidum, Laganum, 106
Sparidae, 63
spatagus, Metalia, 139
Spatangidae, 123
Spatangoida, 110
Spatangus, 130, 131
 brissoides, 132
 inermis, 131
 ovatus, 132
 pallidus, 131
 paucituberculatus, 131
 sp., 130
speciosus, Corycaeus, 196

spectabilis, *Plexechinus*, 110
spectabilis, *Linopneustes*, 114, 115
 Palaeopneustes, 115
Sperosoma, 11, 12
 crassispinum, 11 (fig.)
 durum, 12, 13
 tristichum, 12
 sp., 1, 12, 13 (fig.)
sphaeroides, *Salmacis*, 44
spilotus, *Lycenchelys*, 89 (fig.)
spiniceps, *Haloptilus*, 237
 Hemicalanus, 237
spinifer, *Scolecocalanus*, 336, 351
spinifera, *Phaenna*, 285
spinifrons, *Heterochaeta*, 240
 Heterorhabdus, 240
spinirostris, *Oithona*, 271
Spinocalanus, 341
 abyssalis, 341
 magnus, 341
spinosa, *Euchaeta*, 217
spinulosus, *Aegisthus*, 158
squamatus, *Augaptilus*, 207
 Euaugaptilus, 207
squamilaterus, *Xenodermichthys*, 55
squillamana, *Lubbockia*, 254
stellata, *Sapphirina*, 324
Stephanolepis, 90
 cryptodon, 91
 retrospinus, 90 (fig.)
Stephos, 341, 342
 perplexus, 341, 351
Stereopneustes, 111
 relictus, 93, 111
sternalis, *Metalia*, 139
steueri, *Onchocalanus*, 274
stigma, *Cyprinocirrhites*, 65 (fig.)
Stirodonta, 24
Stolonoclyptus, subg., 96, 97
streetsi, *Chirundina*, 189
strenua, *Pontella*, 312
 Pontellina, 312
 Pontellopsis, 312, 314
stylifer, *Calanus*, 343
stylifera, *Temora*, 343
styliremis, *Calocalanus*, 180
subbrevicornis, *Amalophora*, 331
 Scaphocalanus, 331
subcarinata, *Lovenia*, 136
subcrassus, *Eucalanus*, 211
subtenuis, *Eucalanus*, 211
subtilis, *Corycaeus*, 196
surrecta, *Pontella*, 299, 351
Synchiropus, 81
 delandi, 81, 82 (fig.)
 pallidus, 82
Syngnathidae, 57

taeniophrys, *Scorpaena*, 63, 67 (fig.)
telurus, *Clypeaster*, 99
Temnopleuridae, 1, 39
Temnopleurus, 41
 decipiens, 41
 reevesii, 41, 42
Temnotrema, 45
 maculatum, 46

Temnotrema—Continued
 palescens, 46
 pulchellum, 45
 reticulatum, 46
 siamense, 45, 46
 siamensis, 45
Temora, 342
 discaudata, 342
 longicornis, 342
 stylifera, 343
 turbinata, 343
Temorites, 343
 brevis, 343
tenera, *Monacilla*, 267
tenue, *Echinosoma*, 10
 Phormosoma, 10
 Tromikosoma, 10
tenuicauda, *Labidocera*, 249, 351
tenuicauda, *Lucicutia*, 257
tenuicornis, *Calanus*, 269
 Neocalanus, 269
tenuimana, *Candace*, 182
 Candacia, 182
tenuiremis, *Pontella*, 300
tenuis, *Ectinosoma*, 319
 Haloptilus, 237
 Robertsonia, 319
tenuispinus, *Chiridius*, 234
 Gaidius, 234
tessellatum, *Araeosoma*, 18, 19
 Asthenosoma, 18
Tetrapygyus, 3
 niger, 3
thomasi, *Scottocalanus*, 340
thompsoni, *Calanopia*, 176
thorii, *Scottocalanus*, 339
thymni, *Caligus*, 179
Tiarechinus, 26
Tigriopus, 344, 345
 incertus, viii (pt. 4), 344
tonsa, *Euchaeta*, 284
 Pareuchaeta, 284
tonsum, *Aspidodiadema*, 29
tonsus, *Calanus*, 178
Tortanus, 345
 barbatus, 345
 discaudatus, 345
 forcipatus, 345
 gracilis, 346
 murrayi, 346
 recticauda, viii (pt. 4), 347
Toxopneustes, 48
 pileolus, 48
Toxopneustidae, 1, 48
Trichinotidae, 85
triforis, *Lovenia*, 137
trigona, *Fibularia*, 109
 Fibularia ovulum, 109
trigoniceps, *Onchocalanus*, 274
Trigonocidaris monolini, 40
tripartitus, *Arietellus*, 169, 351
Tripneustes, 48
 gratilla, 48
tristichum, *Sperosoma*, 13

- Tromikosoma, 10, 17
 koehleri, 11
 tenue, 10
 tuberculata, Micropyga, 29, 33, 35
 tumida, Acartia, viii (pt. 4), 143, 155
 tumidula, Euchaeta, 285
 Pareuchaeta, 285
 turbinata, Temora, 343
 turbinatus, Calanus, 343
 turgida, Candacia, 183, 351
 tydemani, Scolecithricella, 335
 tylota, Gonimaretia, 136
 Pseudomaretia, 135
 typica, Amalophora, 159, 352
 Monacilla, 267
 Pseudophaenna, 318
 Salmacis virgulata, 44
 typicus, Agetus, 196
 Centropages, 188
 Corycaeus, 196

 ui, Cyprinocirrhites, 66
 Undeuchaeta, 347
 major, 347
 obtusa, 317
 plumosa, 348
 scopularis, 317
 Undina, 338
 danae, 335
 darwinii, 349
 helenae, 338
 plumosa, 348
 pulchra, 225
 rostrata, 226
 vulgaris, 350
 Undinopsis, 172
 armatus, 173
 bradyi, 172, 173
 similis, 173
 Undinula, 148, 348
 caroli, 348
 darwinii, 349
 vulgaris, 148, 149, 350
 Urechinidae, 110
 urens, Asthenosoma, 22, 23

 Valdiviella, 350
 insignis, 350
 valida, Pontella, 301
 validus, Haloptilus, 237

 varicans, Candace, 184
 Candacia, 184
 varium, Asthenosoma, 21
 venusta, Euchirella, 226
 Metridia, 265
 Oncaea, 273
 versicolor, Desmoechinus, 42, 43
 Gymnechinus, 42
 verticillatum, Phormosoma, 7
 vespa, Ocosia, 71
 Vettoria, 351
 granulosa, 351
 villosa, Pontellopsis, 314
 violacea, Ichthyophorba, 188
 Micropyga, 32
 violaceus, Centropages, 188
 virescens, Clypeaster, 97
 virgulata, Salmacis, 44
 vitrea, Copilia, 192
 vitreum, Hyalophyllum, 192
 vitreus, Argopatagus, 113, 116
 Corycaeus, 197
 vittata, Scolecithricella, 335
 Scolecithrix, 335
 vorax, Champsodon, 84
 vulgaris, Dactylopusia, 198
 Undina, 350
 Undinula, 148, 149, 350

 Wilson, Charles Branch; Copepods
 gathered by the United States
 Fisheries Steamer "Albatross"
 from 1887 to 1909, chiefly in the
 Pacific Ocean, 141-441
 wolfendeni, Euchaeta, 217
 wollastoni, Labidocera, 250
 Pontella, 250

 Xanthocalanus, 351
 cristatus, 273
 greeni, 351
 pinguis, 351
 Xenodermichthys, 53
 funnebris, 53, 54 (fig.)
 squamilaterus, 55
 subg., 53
 xiphias, Pleuromamma, 290
 Pleuromma, 290

 zelandiae, Arachnoides, 100
 Zoarcidae, 89