Eigendom van het
Westvlaams Ekonomisch Studiebureau
Brugge Reeks Boek

NORTH SEA FISHERIES INVESTIGATION COMMITTEE.

ZEEWETENSCHAPPELIJK INSTITUUT OOSTENDE
P94

THIRD REPORT (NORTHERN AREA)

ON

FISHERY AND HYDROGRAPHICAL INVESTIGATIONS IN THE NORTH SEA AND ADJACENT WATERS.

1904—1906.

STATISTICAL PAPERS.

[In continuation of Second Report, Part I. Hydrography. (Cd. 3358)].

Presented to Parliament by Command of His Majesty.

LONDON:
PRINTED FOR HIS MAJESTY'S STATIONERY OFFICE.
By DARLING & SON, Ltd., 34-40, Bacon Street, E.

And to be purchased, either directly or through any Bookseller, from
WYMAN and SONS, Ltd., Fetter Lane, E.C., and
32, Abingdon Street, Westminster, S.W.; or
OLIVER & BOYD, Tweeddale Court, Edinburgh; or
E. PONSONBY, 116, Grafton Street, Dublin.

1908.

[Cd. 4350.] *Price* 6*s.* 8*d.*

SALE OF GOVERNMENT PUBLICATIONS.

The under-mentioned Firms have been appointed sole Agents for the sale of Government Publications, including Parliamentary Reports and Papers, Acts of Parliament, Record Office Publications, &c., &c. (with the undermentioned exceptions), and all such works can be purchased from them either directly or through retail booksellers, who are entitled to a discount of 25 per cent. from the published prices :—

IN ENGLAND :—MESSRS. WYMAN AND SONS, LTD., Fetter Lane, E.C.

IN SCOTLAND :—MESSRS. OLIVER AND BOYD, Tweeddale Court, Edinburgh.

IN IRELAND :—MR. E. PONSONBY, 116, Grafton Street, Dublin.

Hydrographical Publications of the Admiralty are sold by Mr. J. D. POTTER, 145, Minories, E.C.

Patent Office Publications are sold at the Patent Office. (Classified Abridgments of Patent Specifications are sold also by Wyman and Sons, Ltd.)

The Publications of the ORDNANCE SURVEY and of the GEOLOGICAL SURVEY can be purchased from Agents in most of the chief towns in the United Kingdom, through any Bookseller, or from the Director General of the Ordnance Survey, Southampton, or, in the case of Ireland, from the Superintendent, Ordnance Survey, Dublin. In addition, Small Scale Maps are, as a rule, procurable at Railway Bookstalls in England and Wales.

The Journal of the Board of Agriculture is published monthly by the Board, at 4, Whitehall Place, S.W. Prior to April, 1907, it was published by Messrs. Laughton and Co., Ltd., 3, Wellington Street, Strand, W.C. Price 4*d*.

The following is a list of some of the more important Parliamentary and Official Publications recently issued :—

Statutes—

Public General Acts, 1908. In separate chapters, at varying prices.

Local and Personal Acts, 1908. 3*d*. per 4 pp.

Army Act—Consolidation—including amendments to 1907. 1*s*. 2*d*.

Public General, Session 1907. With Index, Tables, &c. Cloth. 3*s*.

Index to Local and Personal Acts, 1801–1899. 10*s*.

Index to Local and Personal Acts, 1900–1907. Each year may be purchased separately.

Second Revised Edition. 1235–1886. XVI. Vols. 7*s*. 6*d*. each.

Statutes in Force. Chronological Table and Index of. 23rd Edition. To the end of the Session 7 Edward VII. (1907). 2 vols. 10*s*. 6*d*.

Acts of the Parliaments of Scotland, 1424 *to* 1707. *Revised Edition*. 10*s*.

Statutory Rules and Orders other than those of a Local, Personal, or Temporary Character. With a List of Statutory Orders of a Local Character arranged in classes ; an Appendix of certain Orders in Council &c. ; and an Index. Issued in 1890 to 1907. 10*s*. each.

Statutory Rules and Orders revised. Statutory Rules and Orders, other than those of a Local, Personal, or Temporary Character, in force on December 31, 1903. Vols. I to XIII. 10*s*. each.

Statutory Rules and Orders in force on 31st December, 1906. Index to. 10*s*.

VOTES AND PROCEEDINGS OF THE HOUSE OF COMMONS, as issued, 1*d*. per 8 pp.

MINUTES OF PROCEEDINGS OF THE HOUSE OF LORDS, as issued, 1*d*. per 4 pp.

HISTORICAL MANUSCRIPTS. Reports of the Royal Commissioners. In course of issue.

ROYAL COMMISSIONS. Evidence, in separate parts :—Canals ; Mines ; Irish Railways ; Shipping Rings ; Whiskey.

[Cd. 4161, 4162.] NATIONAL GUARANTEE FOR THE WAR RISKS OF SHIPPING. Report of Committee, with Evidence, &c. 3*s*. 4½*d*.

[Cd. 4166.] FACTORIES AND WORKSHOPS. Report, with Statistics, 1907. 3*s*. 11*d*.

[Cd. 4206, 4207.] AGRICULTURAL EDUCATION DEPARTMENTAL COMMITTEE. Report, Evidence, &c. 6*s*.

[Cd. 4045, 4045. I. to X.] MINES AND QUARRIES. Inspectors' Reports, 1907. 6*s*. 8*d*.

[Cd. 4202, 4215, 4216, 4217, 4218, 4219, 4220, 4221.] FEEBLE-MINDED. Care and Control of. Royal Commission. Report, Evidence, &c. £2 6*s*.

[H.C. No. 213, 1908.] HOP INDUSTRY. Select Committee. Report, Evidence, &c. 5*s*. 4*d*.

[Cd. 4278, 4280, 4286.] SEWAGE DISPOSAL. Royal Commission. Fifth Report, with Appendices II. and VIII. 4*s*. 10*d*.

[Cd. 4288.] BOARD OF EDUCATION—ENGLAND AND WALES. Statistics 1906–7–8. Part I. 2*s*. 3*d*.

Trade and Commerce, &c. :—

TRADE OF THE UNITED KINGDOM. Quantities and the Declared Value of the Articles. Monthly.

TRADE REPORTS of the British Colonies, with information relative to population and general condition.

TRADE REPORTS by His Majesty's Representatives in Foreign Countries, and Reports on Subjects of Commercial and General Interest.

[Cd. 3864.] COST OF LIVING OF THE WORKING CLASSES. Reports on Rents, Housing, Retail Prices, Rates of Wages, &c. ... ... UNITED KINGDOM. 6*s*.

[Cd. 4032.] Do. Do. GERMAN TOWNS. 4*s*. 11*d*

[Cd. 3893.] STATISTICAL ABSTRACT OF THE BRITISH EMPIRE. 1892–1906. 1*s*. 1*d*.

[Cd. 3691.] Do. do. UNITED KINGDOM. Years 1892–1906. 1*s*. 7*d*.

[Cd. 3707.] Do. do. COLONIES. Years 1892–1906. 1*s*. 11*d*.

[Cd. 4311.] Do. do. BRITISH INDIA. Years 1897–1898 to 1906–1907. 1*s*. 2*d*.

[Cd. 4100, 4150.] TRADE OF THE UNITED KINGDOM, 1907. Vols. I. & II. 8*s*. 11*d*.

[Cd. 3690.] LABOUR STATISTICS, UNITED KINGDOM. 11th Abstract, 1905–6. 1*s*. 2*d*.

[Cd. 1761, 2337, 2669.] BRITISH AND FOREIGN TRADE AND INDUSTRIAL CONDITIONS. Memoranda, Tables, and Charts. 7*s*.

[Cd. 3969.] EAST INDIA. Trade. Tables 1902–03 to 1906–07. 1*s* 4*d*.

[Cd. 3870, 3989, 4264.] AGRICULTURAL RETURNS—GREAT BRITAIN. 1907. Parts I., II., and III. 1*s*. 5½*d*.

NORTH SEA FISHERIES INVESTIGATION COMMITTEE.

THIRD REPORT (NORTHERN AREA)

ON

FISHERY AND HYDROGRAPHICAL INVESTIGATIONS IN THE NORTH SEA AND ADJACENT WATERS.

P94

CONDUCTED

FOR THE FISHERY BOARD FOR SCOTLAND

IN CO-OPERATION WITH THE

INTERNATIONAL COUNCIL FOR THE EXPLORATION OF THE SEA

UNDER THE SUPERINTENDENCE OF

D'ARCY WENTWORTH THOMPSON, C.B.

Scientific member of the Board.

1904—1906.

STATISTICAL PAPERS.

[In continuation of Second Report, Part I. Hydrography. (Cd. 3358)].

Presented to Parliament by Command of His Majesty.

LONDON:
PRINTED FOR HIS MAJESTY'S STATIONERY OFFICE,
By DARLING & SON, Ltd., 34-40, Bacon Street, E.

And to be purchased, either directly or through any Bookseller, from
WYMAN and SONS, Ltd., Fetter Lane, E.C., and
32, Abingdon Street, Westminster, S.W.; or
OLIVER & BOYD, Tweeddale Court, Edinburgh; or
E. PONSONBY, 116, Grafton Street, Dublin.

1908.

[Cd. 4350.] *Price 6s. 8d.*

CONTENTS.

		Page.
I.	Statistics of Trawled Fish landed at Aberdeen, 1904–1906, showing the Place and Time of Capture	1
II.	On the Statistics of the Aberdeen Trawl-fishery, 1901-1906, with special reference to the Cod, Haddock, and other "Round Fishes," by D'Arcy Wentworth Thompson...	217
III.	On Fluctuations in the Market Price of Fish, by D'Arcy Wentworth Thompson	281

To ANGUS SUTHERLAND, *Esq., C.B.,*

Chairman of the Fishery Board for Scotland.

SIR,

I have the honour to transmit the following Report, dealing with Statistical Investigations, with especial reference to the trawled fish landed at Aberdeen Market.

Tables are submitted showing, as in a former volume, the average quantity caught of each species of fish (and in certain cases of the various sizes of each fish distinguished in the market returns), per 100 *hours' trawling, within each of numerous areas of the North Sea, off the west and north-west of Scotland, and at Faroe and Iceland, month by month during the years* 1904–1907.

A Report follows, based upon these statistics, showing for the various species of Round Fishes, principally those of the Cod family, the average abundance of each species in the several areas, and the variations in abundance to which they have been subject during a period of five years from 1902–1906.

The charts of average local abundance show how much more plentiful are certain fishes, e.g., Cod, Haddock, Saithe and Catfish, off our north-west coasts, and still more at Faroe and at Iceland, than in our North Sea areas; while a different, and in some cases contrary, distribution is indicated in the case of Whiting, Ling, Tusk, Hake and Monk.

The seasonal variations are seen to be markedly periodic, each species having its annual seasons of scarcity and abundance more or less constant in each area, more or less diverse in the different areas; while at the same time the degree of relative scarcity and abundance in the different seasons varies with the species, some species, such as the Hake, departing altogether from our area for a portion of the year, while in other cases there is but a comparatively slight variation in seasonal abundance. Underlying these annual fluctuations well-marked differences sometimes exist between one year and another,—there are years of scarcity and years of plenty; in some cases also we see for several years together a tendency to gradual increase, or gradual diminution. But our statistical investigations fail to give a definite answer to the apparently simple but really difficult and complex question of whether the supply of fish upon our fishing grounds is or is not diminishing on the whole: if there be a diminution, it is at most small in amount compared with the large and frequent natural fluctuations by which any slow progressive change is bound to be in large measure obscured and concealed. Not only must our statistical enquiries be continued for a longer period and our statistics as far as possible improved, but we must realise that each fish and each area must be carefully and separately studied, that what is true of one fish may be by no means true of another, and in short that the general question of whether the fish supply be diminishing may not be susceptible of a simple or general answer.

Together with this Report upon the Round Fishes, I had hoped to include in this volume a Report dealing, on similar lines, with the Flat Fishes, by Dr. Wemyss Fulton, in continuation of his paper published in our first volume. But this work has taken more time to complete than we had foreseen, and Dr. Fulton has been obliged to defer the publication of his Report to another volume.

1000 Wt 13507 10/08 D & S 32 26890

Most of this volume has been in print for some months, and I have been able to include in it the Statistical Tables for 1907, *as was not at first intended. It was not possible to rewrite my Report on the Round Fishes, which deals only with the period ending with* 1906, *nor to redraw the diagrams which illustrate it; but a reader who is sufficiently interested in the matter will not find it difficult to make use of the statistics for* 1907, *or to add these data to the curves which illustrate the preceding years.*

We include in this volume for the first time, Tables (p. 210) *classifying, with an approximation to completeness, the whole catch of trawled fish in Aberdeen Market during the three years* 1905–1907, *according to the regions from which it was derived; the regions chosen for this purpose being the Northern, East Coast, Middle and South-eastern Grounds of the North Sea, the West Coast fishing-grounds, and lastly Faroe and Iceland. As the other Scottish trawlers, fishing from the ports of Leith and Granton, Dundee and Montrose, never go beyond the North Sea and seldom very far from port, we have now reached a point in our statistics where we can see pretty clearly the sources of our whole supply of Trawled Fish. The above Tables have been reduced to averages, showing the average catch of each species of fish per voyage, from each of the regions, in each year; and to percentages, showing the proportion of each species yielded by each area. These Tables contain a large amount of information within small compass, and might well form the basis of a special Report; but in the meanwhile a full discussion is postponed until we have the figures for one or two more years to deal with. A few salient points may be mentioned here.*

The total number of voyages increased by about 14 *per cent., and the total quantity of fish landed by over* 20 *per cent., in the three years. Furthermore, most species of fish were landed in greater quantity in* 1907 *than in* 1905; *Ling by* 42 *per cent., Cod, Haddock and Halibut by over* 30 *per cent., Lemon Sole by* 15 *per cent., &c.: but, on the other hand, Plaice, Whiting, Whitches and Brill were all diminished by from* 20 *to* 30 *per cent., and Hake were reduced by more than half.*

The Tables of Percentages tell us that there has been a slowly increasing tendency to fish at Iceland and Faroe and also on the West Coast, rather than in the North Sea: the number of North Sea voyages having fallen within the three years from 88 *to* 82 *per cent., while those to Iceland and Faroe have risen from* 3·9 *to* 7 *per cent., and those to the West Coast from* 8·1 *to* 10·8 *per cent. of the whole. The total catch from the North Sea Grounds has fallen from* 77·5 *to* 64·5 *per cent. of the whole, and that from Iceland and Faroe has risen from* 13·1 *to* 23·7 *per cent. Moreover, within the limits of the North Sea there seems to have been a tendency to resort more to the Northern region and less to the Middle and South-eastern grounds, including the Fisher Bank; but there has been very little diminution either in the number or in the catch of the vessels resorting to the Near Grounds off the Scottish Coast.*

While the number of voyages to Faroe and Iceland is still comparatively small, the proportionate quantity of fish derived from those regions is large, and is rapidly increasing in the case of those fishes that are much more plentiful in northern than in British seas. Thus, though the number of voyages to Iceland and Faroe was in 1905 *only* 3·9 *per cent. and in* 1907 *only* 7 *per cent. of the whole number of voyages made by the Aberdeen trawling fleet, yet* 32·6 *per cent. in the former and* 51·8 *per cent. in the latter year of the whole catch of trawled Cod came from the Iceland and Faroe fisheries; the yield of Cod (including Codling) from the North Sea fell from* 56 *per cent. of the whole in* 1905 *to* 38·6 *per cent. in* 1907. *In like manner, within the same three years, the North Sea Ling have fallen from* 91 *to* 70 *per cent. of the whole, Saithe from* 73 *to* 50 *per cent., Haddock from* 82 *to* 73 *per cent., Halibut from* 67·5 *to* 57 *per cent. In other cases, where there is not the same*

preponderating abundance of the species in northern waters, the proportion has varied little : 96 *per cent. of our Whiting came from the North Sea in* 1905, *and* 92·4 *per cent. in* 1907, *while for Hake the figures are* 97 *per cent. and* 93·4 *per cent., Brill* 88·8 *and* 86·9, *Lemon Sole* 87·5 *and* 85·4, *Plaice* 64·3 *and* 60·8, *Whitches* 95·5 *and* 88·2, *Megrims* 92 *and* 86 *per cent.*

The average catch per voyage gives us a concise series of figures, from which we might expect to be able most readily to draw conclusions as to a diminution, or the converse, of the available supply. But here again the first result of our examination is to throw the complexity of the problem into relief. Firstly, the figures fluctuate greatly, even within the three years, and in every region, except at Faroe and Iceland, 1906 *was less productive than either the preceding or the succeeding years. The average total catch per voyage in the North Sea was* 135, 125 *and* 133 *cwts. respectively ; on our East Coast grounds the last year was much the best of the three, the average catches being respectively* 61, 58 *and* 68 *cwts. Prices per cwt., by the way, fell steadily during the three years, in the ratio of* 100 : 96·4 : 85·5. *Secondly, the average catch per voyage varied greatly in the case of different species of fish. Of rather less than one-half the average catch was larger in* 1907 *than* 1905 *; of rather more than one-half it was less. The rise was greatest in Ling* (26 *per cent.*), *Catfish* (24 *per cent.*), *Cod and Haddock* (19 *per cent.*), *Halibut* (18 *per cent.*) *and Saithe* (14 *per cent.*) : *The fall was greatest in Plaice* (28 *per cent.*), *Whiting* (29 *per cent.*), *Whitches* (32 *per cent.*), *and Hake* (61 *per cent.*). *In some cases these altered averages may be in great measure explained by the change to more northern fishing-grounds, as has been indicated above ; but in other cases, as in the case of Hake, this explanation will not suffice, and it is pretty clear that this migratory fish resorted to our seas in diminished numbers. To avoid the false inferences due to altered fishing-grounds, we must analyze the figures for each region separately.*

Taking the East Coast region, or 'Near Grounds,' we find that in the last of the three years (1907) *the average catch of Haddock per voyage was* 48 *per cent. greater than in the first year* (1905), *Lemon Sole* 10 *per cent., and Skate* 8 *per cent.; while on the other hand the average catch of Cod was* 19 *per cent. less, and Whiting and Plaice about* 27 *per cent. less.*

On the Northern grounds there was an increase of Catfish (51 *per cent.*), *Lemon Sole* (48 *per cent.*), *Monk* (20 *per cent.*), *Haddock* (10 *per cent.*) : *a fall of Ling* (5 *per cent.*), *Cod* (10 *per cent.*), *Saithe* (20 *per cent.*), *Plaice* (23·*per cent.*), *Megrims* (31 *per cent.*), *Whiting* (32 *per cent.*), *Whitches* (60 *per cent.*), *and Hake* (66 *per cent.*).

Instead of comparing the last year with the first, we may take the (*geometric*) *mean of the three years and compare it with the first year. We then find that the mean catch of Haddock during the three years is greater than that of the first year in all regions, except one, viz., the Middle North Sea ; that of Cod is less in all regions, except one, viz., Faroe and Iceland ; that of Plaice is again less in all areas save one, the South-eastern ; while that of Lemon Sole is greater in one half and less in the other half of the six regions.*

It is not necessary to say more in order to show the complexity of the problem, nor does it seem profitable to deal with the figures in greater detail until we have a larger succession of years with which to deal.

A paper on 'Fluctuations in the Market Price of Fish' concludes the volume. The existence of regular periodic fluctuations in price, the manner in which the price falls as the available supply increases, and the influence of the Herring-fishery during its season in depreciating the value of other fish are points dealt with in this paper.

To the Owners and Captains of the Aberdeen Trawling Fleet our hearty thanks are due for the abundant information which we receive from them day by day and on which all our statistics are based. I desire also to record the faithful services of Mr. James Ingram and Mr. James Donaldson, past and present Fishery Officers at Aberdeen, of Mr. R. C. Thomson and J. C. Ingram, clerks in charge of measurements in Aberdeen Market, and especially of Mr. James Robb, clerk in charge of market statistics, to whose tact, experience and knowledge the satisfactory progress of our statistical enquiry is largely due.

I am,

Sir,

Your obedient Servant,

D'ARCY WENTWORTH THOMPSON.

University College, Dundee,
September, 1908.

STATISTICS OF TRAWLED FISH

LANDED AT

ABERDEEN, 1904-1906,

SHOWING

THE PLACE AND TIME OF CAPTURE.

CONTENTS.

	Pages.			
	1904	1905	1906	1907
CHART OF ABERDEEN FISHING GROUNDS.				
ABERDEEN TRAWLING STATISTICS, 1904–1906.				
Average catch of Cod per hundred hours' fishing	5	42	80	118
Average catch of Codling per hundred hours' fishing	6	43	81	119
Average catch of Ling per hundred hours' fishing	8	45	83	121
Average catch of Torsk per hundred hours' fishing	9	46	84	122
Average catch of Saithe per hundred hours' fishing	10	47	85	123
Average catch of Hake per hundred hours' fishing	11	48	86	124
Average catch of Haddock per hundred hours' fishing	12	49	87	125
Average catch of Whiting per hundred hours' fishing	17	55	93	131
Average catch of Turbot per hundred hours' fishing	18	56	94	132
Average catch of Halibut per hundred hours' fishing	19	57	95	133
Average catch of Brill per hundred hours' fishing	20	58	96	134
Average catch of Lemon Sole per hundred hours' fishing ...	21	59	97	135
Average catch of Plaice per hundred hours' fishing	24	62	100	138
Average catch of Dabs per hundred hours' fishing	28	66	104	142
Average catch of Whitches per hundred hours' fishing	29	67	105	143
Average catch of Megrims per hundred hours' fishing	32	70	108	146
Average catch of Skate per hundred hours' fishing	35	74	112	150
Average catch of Gurnard per hundred hours' fishing	36	75	113	151
Average catch of Catfish per hundred hours' fishing	37	76	114	152
Average catch of Monk or Angler per hundred hours' fishing ...	38	77	115	153
Average catch of Conger Eel per hundred hours' fishing ...	39	73	111	149
Average catch of Squid or Cuttlefish per hundred hours' fishing	40	78	116	154
Average gross value of catch per hundred hours' fishing ...	41	79	117	155
Total catch per month and area	156	168	180	192
Percentage of Cod to total Cod and Codling	204	204	205	205
Percentage of Small Haddock	206	206	207	207
Percentage of Small Plaice	208	208	209	209
Total annual catch in larger regions	—	210	210	212
Average catch per voyage in larger regions				
Percentage composition of catch in larger regions				
MONTHLY CHARTS SHOWING POSITION OF ABERDEEN TRAWLERS AND STEAM LINERS, 1905.				

With Professor D'Arcy W. Thompson's Compliments

28th November, 1908.

Report of the North Sea Committee (Scotland)

CHART

Shewing the Fishing grounds of the Aberdeen Fishing Fleet

Prepared from Olsen's Chart of the North Sea (with additions)

FAROE GROUNDS
WESTERN GROUNDS
NORTHERN GROUNDS
NEAR OR EAST COAST GROUNDS
MIDDLE GROUNDS
SOUTH-EASTERN GROUNDS
Faroe Is
SYDERÖ
Trangisvaag
FAROE BANK
HALIBUT BANK
Sula Skerry
Sula Sgeir
Rona or Ronaldsha
Stack Skerry
SKERRY BANK
NUN BANK
WHITEN BANK
Cape Wrath
Butt of Lewis
Flannan Is
Gallan Hd
Stornoway
THE MINCH
HEBRIDES
Boreray
ST KILDA
Griminish Pt
Barra
Barra Hd
Skerryvore
Mull of Kintyre
Stormy Bank
HOY
Copinsha
S. Ronaldsha
Pentland Skerries
PENTLAND FIRTH
Dunnet Hd
Duncansby Hd
Noss
Smith Bk
MORAY FIRTH
sand & shells
Dornoch Firth
Tarbet Ness
Cromarty Firth
Bi Hickie
Mithcowie
Kinnaird Hd
Rattray Pt
Buchan Ness
Buchan Deep
BOBIE'S BANK
MORAY FIRTH GROUND
Girdleness
ABERDEEN
Dog Hole
Stonehaven
Montrose
Arbroath
Buddon Ness
DUNDEE
St Andrews Bay
Fife Ness
Nth. Carr
May I.
EDINBURGH
DUNBAR
ST ABBS HEAD
Eyemouth
BERWICK
Holy I
Longstone
Coquet I.
MAR BANK
MONTROSE BANK
BERWICK BANK
ABERDEEN GROUND
Elvegga
Yell Sound
YELL
Balta Id.
ENST BANK
MAINLAND
Lerwick
Bressay Sd
FOULA
POULA BANK
PAPA BANK
Fitful Head
Sumburgh Head S.S
FAIR I.
FAIR BANK
BRESSA SHOAL
North Sound
Noup Hd
WESTRA
North Shoal
N. Ronaldsha
Auskerry Id.
BERGEN
Ground generally sought in 160 N. E. from Buchan Ness 62 and 65 fathoms are depths sought for
VIKING BANK
fine grey sand
yellow sand
PATCH
REEF
LING BANK
red sand
WITCH GROUND
sand & clay
ooze
fine sand
sand & shells
mud
clay
sand & clay
BERGEN
UDSIRE
UDSIRE HOLE
ARENDAL
CHRISTIANSAND
LINDESNES or THE NAZE
HANSTHOLM
HOLMEN GROUND
OUTER SHOAL
WEST BANK
Jubilee Bank
GREAT FISHER BANK
INNER SHOAL
LITTLE FISHER BANK
JUTLAND BANK
brown sand
Lilim Fjord
Ringkiobing
ESBJERG
HORN NORTH GROUND
HORN REEFS
HORN REEF SOUTH GROUND
SYLT OUTER GROUND
LISTER DEEP
DOGGER
TAIL END
CLAY DEEP
LOWER SCHUFT
GUT
DEVILS HOLE
LONG FORTIES
N.W. FLAT
Lon. 10° W.
8°
6°
4° W.
2°
0°
2°
4°
6°
Lon. 8° E.
Lat. 62°
60°
58°
Lat. 56°

Prepared & Printed at the O.S.O., Southampton

PREFATORY NOTE.

The accompanying chart shows in the first place the areas into which the North Sea is divided for our statistical purposes, omitting those areas to the southward where Aberdeen vessels very seldom fish ; also a number of similar areas on the west coast which are dealt with in this, but not in the preceding volume. Furthermore, the areas or squares are grouped here into larger regions which we call for brevity the Northern, East Coast, Middle North Sea, South-eastern, West Coast and Færoe and Iceland grounds. It is in many cases possible to refer to one or other of these larger regions, catches regarding which we have no more precise information, and tables are printed on pp. 210, 211, which ascribe to these regions practically the entire Aberdeen trawling catch for the years 1905–1907.

In those tables it will be seen that a certain quantity of fish which cannot be referred more precisely to regions is recorded simply as coming from the North Sea. The greater part of these fish come from the northern grounds, with some overlapping into other areas ; and by reference to the tables of averages (pp. 210–213) it will be clearly seen that the nature of the catch tends to agree very closely with that which we know to belong to the northern grounds.

The total catch so recorded on the above-mentioned tables, while much greater than that which we can definitely ascribe to the small squares or areas, still falls a little short of the total catch of trawled fish landed at Aberdeen as reported in the Fishery Board's General Reports for 1905, 1906, and 1907. This is due partly to the fact that the place of fishing was in some instances not recorded, and partly to some vessels having fished both on the east and west coasts during the same voyage. The quantity actually dealt with in our Tables amounts for 1905 to 93·3 per cent., for 1906 to 96·5 per cent., and for 1907 to 97·0 per cent. of the entire catch of fish.

AVERAGE CATCH OF COD, IN CWTS., PER 100 HOURS' FISHING (ABERDEEN TRAWLERS)—1904.

Area.	Jan.	Feb.	Mar.	April.	May.	June.	July.	Aug.	Sept.	Oct.	Nov.	Dec.
VI	—	—	7·3	13·2	15·3	—	—	—	—	—	—	—
VII	—	13·3	12·1	15·2	7·8	—	—	—	—	—	—	—
VIII	—	—	14·2	14·1	—	—	—	—	—	—	—	—
IX	—	25·0	—	—	—	—	79·7	—	82·9	—	12·0	—
X	21·0	46·4	64·0	72·3	33·7	104·5	74·5	4·2	23·9	24·7	15·7	11·7
XI	23·7	22·7	19·2	15·5	20·7	—	—	19·3	43·3	14·3	21·4	18·0
XII	—	21·5	6·2	12·6	—	—	—	24·5	14·7	21·5	19·8	16·2
XIII	71·3	54·5	35·8	6·7	50·6	12·0	27·2	23·8	34·3	50·3	4·7	112·2
XIV	22·0	21·0	20·3	—	11·5	—	—	53·4	38·9	25·7	24·5	19·6
XV	20·9	24·3	20·3	19·9	—	—	—	44·1	42·8	30·2	29·1	20·7
XVI	11·5	—	22·4	12·9	—	—	—	—	—	—	—	21·4
XVII ...	67·2	31·3	42·0	72·1	62·0	111·1	51·3	25·0	13·1	12·6	22·0	35·1
XVIII ..	29·2	26·9	26·0	119·9	199·0	—	39·4	43·1	42·2	49·9	37·7	26·3
XIX	24·5	21·3	29·2	17·5	19·8	33·4	39·7	37·2	38·6	45·1	33·7	21·3
XX	31·7	29·9	22·8	21·4	34·2	11·1	—	26·7	12·5	10·4	37·6	18·8
XXIII ...	19·1	15·2	19·1	37·6	22·5	15·8	25·8	21·4	28·4	17·2	19·6	15·0
XXIV ...	30·0	21·5	37·0	—	33·3	33·7	71·2	57·0	49·1	33·5	31·4	20·7
XXV ...	43·6	19·0	48·8	25·7	30·6	19·5	28·4	11·3	12·1	18·9	15·0	15·5
XXVI ...	8·7	—	—	40·2	35·4	20·5	—	16·9	28·3	30·2	13·4	11·7
XXVII ...	—	—	—	—	21·7	—	—	26·1	21·0	16·8	20·3	44·9
XXVIII ...	—	—	—	—	—	—	—	—	—	17·0	12·0	25·0
XXIX ...	17·1	13·8	16·5	26·4	15·8	15·1	19·8	8·4	9·0	12·4	9·9	13·1
XXX	20·2	20·7	27·5	—	—	—	29·4	24·0	29·6	12·8	25·1	18·9
XXXI ...	37·5	59·2	39·0	—	26·5	19·8	24·1	12·5	17·1	17·7	23·6	15·6
XXXII ...	—	50·7	—	—	27·4	13·5	6·7	7·4	11·3	9·0	18·3	—
XXXIII ...	116·0	—	—	23·9	29·8	43·0	18·9	16·6	6·7	27·7	14·7	—
XXXIV ...	—	—	—	44·5	—	—	—	—	—	—	—	—
XXXV ...	—	24·2	—	—	—	—	—	—	—	—	—	—
XXXVI ...	37·2	70·9	29·7	—	9·3	2·2	111·9	—	15·4	3·3	10·0	—
XXXVII ...	14·8	13·8	—	10·8	—	—	—	—	21·0	—	—	—
XXXVIII ...	—	44·0	—	—	—	—	30·5	—	23·6	—	—	8·0
XL	—	—	—	—	—	—	—	—	—	—	24·8	—
XLI	13·0	—	—	—	—	—	—	—	—	—	—	9·0
XLII	—	—	—	—	—	—	—	5·0	—	—	—	—
B	—	—	—	—	—	—	—	—	—	—	—	132·5
C	5·1	36·1	45·8	13·7	77·8	146·8	112·5	51·2	202·3	—	0·0	1·7
D	—	47·1	119·0	102·0	155·8	117·0	146·1	217·2	—	82·0	15·2	2·7
J	—	—	—	—	39·8	226·4	283·1	26·0	—	193·0	—	1·4
K	117·0	180·1	88·4	43·8	—	41·7	60·1	—	—	—	—	—
Faroe	90·3	102·2	260·6	320·2	190·5	217·1	115·9	108·5	57·4	42·1	99·7	101·9
Iceland ...	1665·4	—	—	1526·2	705·7	533·8	283·6	60·0	6·9	30·0	—	—

AVERAGE CATCH OF CODLING, IN CWTS., PER 100 HOURS' FISHING (ABERDEEN TRAWLERS)—1904.

Area.	Jan.	Feb.	Mar.	April.	May.	June.	July.	Aug.	Sept.	Oct.	Nov.	Dec.
VI	—	—	0·3	4·9	1·6	—	—	—	—	—	—	—
VII	—	9·3	14·1	7·0	5·3	—	—	—	—	—	—	—
VIII	—	—	14·2	14·1	—	—	—	—	—	—	—	—
IX	—	9·4	—	—	—	—	66·0	—	38·0	—	4·9	—
X	10·8	11·8	12·2	21·3	28·2	73·7	57·2	65·9	13·4	7·7	8·6	7·7
XI	27·8	15·6	15·6	9·5	7·8	—	—	9·9	10·4	9·0	15·7	14·2
XII	—	14·3	11·7	6·2	—	—	—	11·7	7·8	12·5	13·9	11·4
XIII	11·9	3·1	8·3	15·0	368·1	27·4	17·8	22·4	36·9	27·2	28·1	12·1
XIV	22·7	20·2	12·4	—	16·0	—	—	36·4	17·4	14·6	17·4	15·8
XV	32·7	27·1	13·3	14·2	—	—	—	23·2	23·0	18·4	26·1	21·2
XVI	16·5	—	6·2	6·6	—	—	—	—	—	—	—	25·5
XVII... ...	22·9	16·7	10·7	4·6	25·7	31·1	20·4	15·8	18·5	15·5	15·2	18·7
XVIII ...	29·0	13·8	4·1	6·4	13·1	—	9·0	11·6	12·6	13·4	14·9	20·3
XIX	30·7	32·9	7·4	28·4	25·8	33·0	30·4	22·7	30·6	14·3	19·6	12·2
XX	26·0	5·2	5·9	9·4	4·9	3·9	—	10·8	11·8	13·3	15·6	10·8
XXIII ...	16·1	11·6	10·8	12·7	9·2	22·8	11·7	15·1	11·3	17·6	22·7	19·9
XXIV ...	22·5	21·2	4·3	—	22·8	22·4	23·1	6·4	8·8	11·2	12·2	14·1
XXV... ...	70·0	10·0	10·0	1·5	3·7	7·8	6·7	8·1	10·8	9·9	9·3	11·7
XXVI ...	5·0	—	—	8·9	2·0	6·8	—	24·4	20·5	14·0	8·4	4·3
XXVII ...	—	—	—	—	7·0	—	—	13·5	12·7	9·5	15·0	33·9
XXVIII ...	—	—	—	—	—	—	—	—	—	46·2	45·7	27·8
XXIX ...	18·6	14·9	6·9	11·1	4·0	10·8	7·4	6·5	7·4	22·0	18·6	17·7
XXX ...	17·8	18·2	20·9	—	—	—	12·4	21·8	17·0	11·6	19·8	13·1
XXXI ...	21·8	18·0	14·5	—	6·6	7·3	13·0	11·4	15·8	9·7	12·7	13·0
XXXII ...	—	5·8	—	—	5·2	6·2	8·6	12·7	13·1	14·1	11·3	—
XXXIII ...	88·0	—	—	23·3	13·2	18·7	12·4	7·3	4·6	14·7	26·4	—
XXXIV ...	—	—	—	10·7	—	—	—	—	—	—	—	—
XXXV ...	—	12·5	—	—	—	—	—	—	—	—	—	—
XXXVI ...	20·8	5·5	12·2	—	13·0	2·5	11·7	—	15·7	14·4	16·1	—
XXXVII ...	22·3	14·1	—	7·5	—	—	—	—	12·7	—	—	—
XXXVIII ...	—	53·0	—	—	—	—	12·0	—	16·7	—	—	22·8
XL	—	—	—	—	—	—	—	—	—	13·1	—	—
XLI	28·5	—	—	—	—	—	—	—	—	—	—	19·5
XLII ...	—	—	—	—	—	—	—	6·4	—	—	—	—
B	—	—	—	—	—	—	—	—	—	—	—	4·4
C	11·0	24·2	44·0	15·8	41·3	53·6	48·2	31·9	43·6	—	25·0	6·9
D	—	7·0	10·3	5·3	38·2	37·1	62·6	51·6	—	1·6	11·9	18·7
J	—	—	—	—	21·8	45·5	76·1	28·4	—	47·0	—	8·3
K	18·5	14·7	8·6	5·1	—	19·4	14·6	—	—	—	—	—
Faroe ...	137·1	131·0	200·6	126·6	94·7	153·7	117·8	115·1	178·7	231·7	162·9	598·1
Iceland ...	0·0	—	—	0·0	19·3	101·7	11·5	15·4	47·2	110·0	—	—

AVERAGE CATCH OF COD AND CODLING, IN CWTS., PER 100 HOURS' FISHING (ABERDEEN TRAWLERS)—1904.

Area.	Jan.	Feb.	Mar.	April.	May.	June.	July.	Aug.	Sept.	Oct.	Nov.	Dec.
VI	—	—	7·6	18·1	16·8	—	—	—	—	—	—	—
VII	—	22·7	26·2	22·2	13·1	—	—	—	—	—	—	—
VIII	—	—	23·5	25·6	—	—	—	—	—	—	—	—
IX	—	34·4	—	—	—	—	145·8	—	120·9	—	16·9	—
X	31·7	58·2	76·2	93·6	61·9	178·1	131·7	70·1	37·3	32·3	24·3	19·4
XI	51·5	38·3	34·7	25·0	28·4	—	—	29·3	53·7	23·3	37·0	33·1
XII	—	35·9	17·9	18·9	—	—	—	36·2	22·5	34·0	33·7	27·6
XIII	83·2	57·6	44·2	21·7	418·8	39·4	45·0	46·0	71·2	77·5	33·8	124·3
XIV	44·8	41·2	32·7	—	27·5	—	—	89·7	56·4	40·3	41·9	35·4
XV	53·7	51·4	33·6	34·1	—	—	—	67·3	65·9	48·5	55·2	41·9
XVI	28·0	32·5	22·4	12·9	—	—	—	—	—	—	—	46·9
XVII ...	90·0	48·0	52·8	76·7	87·7	142·2	71·7	40·7	31·6	28·1	41·2	53·8
XVIII ...	58·2	40·7	30·1	126·4	212·1	—	48·4	54·7	54·8	63·3	52·6	46·5
XIX	55·2	54·1	36·6	45·9	45·5	66·4	70·1	59·9	69·1	59·3	53·3	33·4
XX	57·7	35·1	28·6	30·8	39·1	15·0	—	37·5	24·2	23·7	53·2	29·5
XXIII ...	35·2	26·8	29·9	50·3	31·7	38·6	37·5	36·6	39·7	34·9	42·3	34·8
XXIV ...	52·4	42·8	41·3	—	56·1	56·2	94·4	63·4	57·9	41·8	43·7	34·8
XXV ...	113·6	29·0	58·8	27·2	34·3	27·3	35·1	19·4	22·8	28·8	24·3	27·2
XXVI ...	13·6	—	—	49·1	37·4	27·2	—	41·3	48·8	44·3	21·8	16·0
XXVII ...	—	—	—	—	28·7	—	—	39·6	33·7	26·3	35·3	78·8
XXVIII ...	—	—	—	—	—	—	—	—	—	63·3	57·7	52·8
XXIX ...	35·7	28·7	23·4	37·6	19·2	26·0	27·2	14·9	16·4	34·4	28·5	30·7
XXX ...	38·0	38·9	48·4	—	—	—	41·8	45·8	46·6	24·4	44·8	32·0
XXXI ...	59·2	77·2	53·6	—	33·1	27·1	37·1	23·9	32·9	27·4	36·3	38·5
XXXII ...	—	56·4	—	—	32·5	19·7	15·3	20·1	24·5	23·1	29·6	—
XXXIII ...	204·0	—	—	47·2	43·0	61·7	31·3	23·9	11·2	42·4	41·0	—
XXXIV ...	—	—	—	55·1	—	—	—	—	—	—	—	—
XXXV ...	—	36·7	—	—	—	—	—	—	—	—	—	—
XXXVI ...	58·0	76·3	42·0	—	22·4	4·8	123·6	—	31·1	17·8	26·0	—
XXXVII ...	37·1	27·9	—	18·3	—	—	—	—	33·7	—	—	—
XXXVIII ...	—	97·0	—	—	—	—	42·5	—	40·3	—	—	30·8
XL	—	—	—	—	—	—	—	—	—	37·9	—	—
XLI	41·5	—	—	—	—	—	—	—	—	—	—	28·5
XLII ...	—	—	—	—	—	—	—	11·4	—	—	—	—
B	—	—	—	—	—	—	—	—	—	—	—	136·9
C	16·0	60·2	89·8	29·5	119·2	200·4	160·8	83·2	246·0	—	25·0	8·6
D	—	54·1	129·3	107·3	194·0	154·1	208·7	268·8	—	83·6	27·1	21·5
J	—	—	—	—	61·6	271·9	359·2	54·4	—	240·0	—	9·4
K	135·5	194·7	97·0	48·9	—	61·1	74·7	—	—	—	—	—
Faroe ..	227·3	233·2	461·2	446·8	284·2	370·8	233·7	223·6	236·1	273·8	262·6	700·
Iceland ..	1665·4	—	—	1526·2	725·0	635·5	295·0	75·4	54·2	140·0	—	—

Average Catch of Ling, in cwts., per 100 hours' fishing (Aberdeen Trawlers)—1904.

Area.	Jan.	Feb.	Mar.	April.	May.	June.	July.	Aug.	Sept.	Oct.	Nov.	Dec.
VI	—	—	86·4	62·0	86·3	—	—	—	—	—	—	—
VII	—	15·3	22·8	37·0	10·2	—	—	—	—	—	—	—
VIII	—	—	40·7	30·5	—	—	—	—	—	—	—	—
IX	—	0·4	—	—	—	—	5·8	—	20·1	—	2·2	—
X	2·7	15·1	32·0	17·3	1·3	3·6	4·4	0·7	24·6	23·2	8·9	3·7
XI	5·7	14·5	17·6	26·3	37·0	—	—	14·4	20·4	8·6	17·4	16·4
XII	—	23·2	11·7	31·4	—	—	—	14·9	21·1	11·8	20·0	9·9
XIII	25·4	1·8	3·6	0·6	0·0	0·0	33·6	29·7	9·0	3·3	0·5	40·6
XIV	8·7	10·4	11·3	—	11·0	—	—	21·1	18·1	18·3	15·3	11·6
XV	5·5	8·2	9·6	10·9	—	—	—	24·1	25·3	13·2	11·8	7·2
XVI	3·9	—	0·9	13·5	—	—	—	—	—	—	—	5·5
XVII ...	2·1	1·7	2·6	4·3	1·6	2·4	3·3	4·8	3·1	4·6	2·5	2·4
XVIII ...	12·1	12·7	11·4	6·4	3·0	—	25·7	15·4	15·5	17·3	15·4	12·3
XIX	6·1	6·7	6·2	7·6	7·3	9·2	8·2	11·2	8·8	13·5	10·8	4·7
XX	6·8	11·9	10·5	16·8	7·5	3·1	—	1·1	3·9	1·9	5·0	4·0
XXIII ...	3·2	3·7	3·5	5·1	4·1	7·7	8·0	6·5	5·6	4·3	3·9	3·4
XXIV ...	6·6	7·7	5·7	—	11·2	10·9	12·4	12·6	13·5	10·2	5·2	6·2
XXV	1·4	1·0	10·0	3·0	2·5	3·1	2·5	1·5	1·1	1·8	2·4	4·2
XXVI ...	2·7	—	—	11·9	1·9	2·0	—	5·1	4·0	5·2	2·9	2·1
XXVII ...	—	—	—	—	4·6	—	—	4·7	4·4	3·0	7·2	4·7
XXVIII ...	—	—	—	—	—	—	—	—	—	5·1	1·6	0·3
XXIX ...	3·5	4·8	2·2	1·0	1·3	3·2	3·0	2·1	2·3	3·1	2·0	7·2
XXX ...	4·9	5·4	3·8	—	—	—	9·0	10·5	11·7	1·9	6·7	6·6
XXXI ...	3·8	5·6	3·4	—	3·0	2·4	1·9	2·1	2·2	1·8	2·5	2·8
XXXII ...	—	1·3	—	—	3·4	1·7	5·7	2·1	1·4	1·5	1·8	—
XXXIII ...	30·7	—	—	0·7	1·5	0·7	1·7	1·5	3·0	4·0	4·3	—
XXXIV ...	—	—	—	24·4	—	—	—	—	—	—	—	—
XXXV ...	—	2·2	—	—	—	—	—	—	—	—	—	—
XXXVI ...	1·6	5·4	4·2	—	2·6	0·7	3·1	—	1·7	1·1	5·3	—
XXXVII ...	0·2	0·1	—	0·4	—	—	—	—	0·5	—	—	—
XXXVIII ...	—	1·0	—	—	—	—	5·2	—	3·5	—	2·2	2·2
XL	—	—	—	—	—	—	—	—	—	4·2	—	—
XLI	2·5	—	—	—	—	—	—	—	—	—	—	1·5
XLII ...	—	—	—	—	—	—	—	0·6	—	—	—	—
B	—	—	—	—	—	—	—	—	—	—	—	51·7
C	0·1	0·9	1·1	0·4	1·1	2·0	4·4	3·1	2·6	—	0·0	0·0
D	—	6·5	6·3	16·9	3·4	12·6	3·3	6·0	—	16·4	0·1	0·0
J	—	—	—	—	0·4	0·9	3·6	8·2	—	12·0	—	0·0
K	66·0	49·9	2·3	9·3	—	18·0	17·9	—	—	—	—	—
Faroe ...	3·2	6·6	4·1	11·0	8·0	4·1	2·1	8·5	6·5	1·4	2·0	2·3
Iceland ...	3·3	—	—	56·5	261·2	113·1	16·5	27·8	8·3	43·3	—	—

AVERAGE CATCH OF TUSK, IN CWTS., PER 100 HOURS' FISHING (ABERDEEN TRAWLERS)—1904.

Area.	Jan.	Feb.	Mar.	April.	May.	June.	July.	Aug.	Sept.	Oct.	Nov.	Dec.
VI	—	—	2·2	2·0	1·0	—	—	—	—	—	—	—
VII	—	0·3	2·1	1·5	0·9	—	—	—	—	—	—	—
VIII	—	—	1·2	1·7	—	—	—	—	—	—	—	—
IX	—	0·0	—	—	—	—	0·0	—	0·0	—	0·0	—
X	0·1	0·2	1·1	3·9	0·0	0·0	0·0	0·0	0·3	0·4	0·7	0·2
XI	5·7	14·5	17·6	26·3	37·0	—	—	14·4	20·4	8·6	17·4	16·4
XII	—	0·7	0·8	1·1	—	—	—	0·0	0·0	0·0	0·9	0·8
XIII	2·2	0·0	0·0	0·0	0·0	0·0	0·0	0·3	0·0	0·0	0·0	0·7
XIV	0·6	0·9	0·7	—	0·5	—	—	0·5	0·7	0·9	1·2	0·8
XV	0·5	0·8	0·7	0·7	—	—	—	1·2	1·8	1·3	0·4	0·5
XVI	0·2	0·5	0·5	0·6	—	—	—	—	—	—	—	0·3
XVII... ...	0·0	0·0	0·0	0·0	0·0	0·0	0·0	0·0	0·0	0·0	0·0	0·0
XVIII ...	0·7	0·8	0·5	0·0	0·0	—	0·8	0·4	0·1	0·8	0·7	0·8
XIX	0·5	0·5	0·1	1·3	0·8	1·5	1·4	1·3	0·9	0·8	1·5	0·2
XX	0·5	0·1	0·2	0·1	0·1	0·0	—	0·0	0·0	0·0	0·1	0·1
XXIII ...	0·0	0·0	0·0	0·0	0·1	0·0	0·0	0·0	0·0	0·0	0·0	0·0
XXIV ...	0·0	0·7	0·0	—	1·0	1·0	0·6	0·1	0·2	0·2	0·3	0·1
XXV... ...	0·0	0·0	0·0	0·0	0·0	0·0	0·0	0·0	0·0	0·0	0·0	0·0
XXVI ...	0·0	—	—	0·0	0·0	0·0	—	0·0	0·0	0·0	0·0	0·0
XXVII ...	—	—	—	—	0·0	—	—	1·6	0·0	0·0	0·0	0·0
XXVIII ...	—	—	—	—	—	—	—	—	—	0·0	0·0	0·0
XXIX ...	0·0	0·0	0·0	0·0	0·1	0·0	0·4	0·0	0·0	0·0	0·0	0·0
XXX... ...	0·0	0·0	0·0	—	—	—	0·0	0·0	0·0	0·0	0·0	0·1
XXXI ...	0·0	0·1	0·0	—	0·0	0·0	0·0	0·0	0·0	0·0	0·0	0·0
XXXII ...	—	0·0	—	—	0·0	0·0	0·0	0·0	0·1	0·0	0·0	—
XXXIII ...	0·0	—	—	0·0	0·0	0·0	0·0	0·0	0·0	0·0	0·0	—
XXXIV ...	—	—	—	0·0	—	—	—	—	—	—	—	—
XXXV ...	—	0·0	—	—	—	—	—	—	—	—	—	—
XXXVI ...	0·0	0·0	0·0	—	0·0	0·0	0·0	—	0·0	0·0	0·0	—
XXXVII ...	0·0	0·0	—	0·0	—	—	—	—	0·0	—	—	—
XXXVIII ...	—	0·0	—	—	—	—	0·0	—	0·0	—	—	0·0
XL	—	—	—	—	—	—	—	—	—	0·0	—	—
XLI	0·0	—	—	—	—	—	—	—	—	—	—	0·0
XLII... ...	—	—	—	—	—	—	—	0·0	—	—	—	—
B	—	—	—	—	—	—	—	—	—	—	—	0·6
C	0·0	0·0	0·0	0·0	0·0	0·0	0·0	0·0	0·0	—	0·0	0·0
D	—	0·0	0·7	0·0	0·3	0·0	0·0	0·0	—	0·0	0·0	0·0
J	—	—	—	—	0·0	0·0	0·0	0·0	—	0·0	—	0·0
K	0·0	0·0	0·1	0·0	—	0·0	2·4	—	—	—	—	—
Faroe ...	0·4	0·6	0·2	1·5	0·9	0·2	0·1	0·0	0·0	0·0	0·0	0·0
Iceland ...	0·0	—	—	0·0	0·0	111·5	0·0	0·0	0·0	0·0	—	—

Average Catch of Saithe, in cwts., per 100 hours' fishing (Aberdeen Trawlers)—1904.

Area.	Jan.	Feb.	Mar.	April.	May.	June.	July.	Aug.	Sept.	Oct.	Nov.	Dec.
VI	—	—	56·2	2·6	23·2	—	—	—	—	—	—	—
VII	—	78·7	39·1	29·9	10·0	—	—	—	—	—	—	—
VIII	—	—	25·3	15·7	—	—	—	—	—	—	—	—
IX	—	1·0	—	—	—	—	16·0	—	1·1	—	0·4	—
X	2·3	13·9	28·4	18·2	12·5	14·3	11·6	7·4	45·8	15·1	11·6	5·9
XI	4·8	15·8	32·1	16·7	46·6	—	—	21·0	61·6	39·8	27·3	10·7
XII	—	29·4	22·5	19·2	—	—	—	22·3	11·1	38·9	38·0	8·8
XIII	14·7	0·9	5·5	1·7	5·0	6·0	14·5	9·8	7·3	0·6	0·0	46·2
XIV	7·6	7·4	17·2	—	1·0	—	—	35·8	27·3	23·0	31·1	18·2
XV	6·1	12·3	24·8	8·2	—	—	—	27·0	47·8	36·7	33·5	13·2
XVI	2·3	49·0	4·6	8·2	—	—	—	—	—	—	—	9·7
XVII... ...	0·6	0·3	0·3	3·2	9·4	32·6	1·6	1·0	0·2	1·9	0·1	0·2
XVIII ...	8·9	3·2	6·6	4·9	9·2	—	19·1	16·8	15·1	28·1	19·3	13·4
XIX	7·9	8·3	5·0	6·0	8·6	40·7	30·3	16·9	15·7	15·9	17·5	5·9
XX	6·8	13·3	7·0	6·2	17·0	8·2	—	15·0	2·5	4·8	18·9	4·9
XXIII ...	0·8	0·3	0·4	4·3	3·4	3·9	3·6	4·0	0·6	3·0	3·4	0·8
XXIV ...	2·1	2·2	1·7	—	9·2	23·7	21·1	7·0	14·8	11·8	3·5	3·7
XXV ...	5·7	0·2	0·0	3·6	4·9	3·7	6·6	2·6	2·0	4·3	3·6	2·9
XXVI ...	0·9	—	—	50·0	9·2	1·3	—	2·3	10·0	16·8	2·0	0·4
XXVII ...	—	—	—	—	4·3	—	—	1·3	4·0	1·3	1·0	0·8
XXVIII ...	—	—	—	—	—	—	—	—	—	0·3	0·7	0·1
XXIX ...	0·7	0·2	0·2	0·5	1·1	1·8	5·6	2·6	1·7	0·9	0·2	0·5
XXX ...	4·2	1·9	1·0	—	—	—	20·5	6·5	5·8	1·1	7·1	5·3
XXXI ...	2·8	1·8	0·8	—	3·2	3·1	5·3	2·1	1·4	3·7	3·2	2·1
XXXII ..	—	0·2	—	—	4·9	0·9	2·2	3·2	1·7	1·7	3·3	—
XXXIII ...	12·0	—	—	4·1	2·6	0·5	0·8	1·1	0·8	1·4	0·0	—
XXXIV ...	—	—	—	5·0	—	—	—	—	—	—	—	—
XXXV ...	—	1·2	—	—	—	—	—	—	—	—	—	—
XXXVI ...	0·6	1·1	0·7	—	0·9	0·0	7·7	—	1·8	0·3	0·5	—
XXXVII ...	0·2	0·0	—	1·2	—	—	—	—	0·6	—	—	—
XXXVIII ...	—	0·2	—	—	—	—	1·0	—	0·0	—	—	0·3
XL	—	—	—	—	—	—	—	—	—	3·5	—	—
XLI	0·2	—	—	—	—	—	—	—	—	—	—	0·1
XLII ...	—	—	—	—	—	—	—	0·0	—	—	—	—
B	—	—	—	—	—	—	—	—	—	—	—	100·0
C	0·9	9·8	1·7	2·8	17·3	19·6	9·4	7·4	6·4	—	1·7	4·7
D	—	38·9	18·8	8·2	39·1	17·2	14·2	0·5	—	18·7	0·3	0·1
J	—	—	—	—	22·3	10·3	10·8	0·0	—	6·0	—	0·0
K	19·0	23·5	14·5	4·6	—	2·8	5·3	—	—	—	—	—
Faroe ...	3·6	27·7	33·8	35·9	29·5	38·1	20·8	48·1	29·6	11·7	35·0	0·0
Iceland ...	—	—	—	8·6	11·0	30·5	20·5	4·2	—	—	—	—

AVERAGE CATCH OF HAKE, IN CWTS., PER 100 HOURS' FISHING (ABERDEEN TRAWLERS)—1904.

Area.	Jan.	Feb.	Mar.	April.	May.	June.	July.	Aug.	Sept.	Oct.	Nov.	Dec.
VI	—	—	3·9	2·2	13·7	—	—	—	—	—	—	—
VII	—	1·1	2·0	2·7	1·3	—	—	—	—	—	—	—
VIII	—	—	2·2	3·7	—	—	—	—	—	—	—	—
IX	—	0·0	—	—	—	—	0·7	—	0·4	—	0·0	—
X	0·8	1·2	2·2	0·3	1·6	0·1	0·4	0·2	313·4	152·6	36·8	7·6
XI	0·0	1·4	1·7	2·6	5·1	—	—	1·7	30·2	13·2	75·3	17·4
XII	—	1·1	0·8	1·3	—	—	—	1·1	2·3	17·4	18·1	16·3
XIII	3·5	0·0	0·7	0·0	0·0	0·2	26·2	4·8	2·7	0·1	0·3	18·5
XIV	0·8	0·6	0·6	—	0·7	—	—	9·1	19·7	36·0	39·6	16·2
XV	0·5	0·3	0·4	0·2	—	—	—	5·3	17·6	38·5	43·3	9·5
XVI	0·0	0·0	0·0	0·3	—	—	—	—	—	—	—	4·0
XVII ...	0·0	0·0	0·0	0·1	0·1	1·3	7·5	8·7	0·8	0·8	0·4	0·2
XVIII ...	1·2	1·0	0·2	0·1	0·4	—	0·3	0·3	5·9	20·3	33·1	13·6
XIX	0·7	0·3	0·0	0·0	0·4	0·5	0·3	1·4	0·9	13·4	20·9	3·9
XX	0·7	0·0	0·0	0·1	0·2	0·0	—	0·0	0·0	0·1	0·2	0·6
XXIII ...	0·0	0·0	0·0	0·0	0·0	0·2	0·3	0·5	0·6	2·7	3·9	0·3
XXIV ...	0·0	1·4	0·0	—	0·2	0·4	0·2	0·3	0·5	7·5	22·7	1·2
XXV	0·0	0·0	0·0	0·0	0·5	0·5	0·5	0·2	0·0	0·1	0·9	0·4
XXVI ...	0·1	—	—	0·0	0·7	0·4	—	0·1	0·3	0·8	0·2	0·0
XXVII ...	—	—	—	—	0·3	—	—	2·9	1·1	0·7	0·7	0·8
XXVIII ...	—	—	—	—	—	—	—	—	—	0·7	0·0	0·0
XXIX ...	0·0	0·0	0·0	0·0	0·0	0·2	0·1	0·1	0·0	0·0	0·0	0·0
XXX	0·3	0·0	0·0	—	—	—	0·0	0·0	0·0	0·0	0·0	0·3
XXXI ...	0·0	0·1	0·0	—	0·4	0·3	0·4	0·0	0·2	0·1	0·1	1·9
XXXII ...	—	0·0	—	—	0·3	0·5	1·1	0·0	0·4	0·4	0·1	—
XXXIII ...	0·0	—	—	0·0	0·4	0·1	5·7	10·6	1·5	2·9	0·8	—
XXXIV ...	—	—	—	0·0	—	—	—	—	—	—	—	—
XXXV ...	—	0·0	—	—	—	—	—	—	—	—	—	—
XXXVI ...	0·0	0·0	0·0	—	0·3	0·2	0·6	—	0·0	0·0	0·0	—
XXXVII ...	0·1	0·0	—	0·0	—	—	—	—	0·4	—	—	—
XXXVIII ...	—	0·0	—	—	—	—	4·3	—	0·0	—	—	0·6
XL	—	—	—	—	—	—	—	—	—	0·0	—	—
XLI	0·2	—	—	—	—	—	—	—	—	—	—	0·3
XLII	—	—	—	—	—	—	—	0·0	—	—	—	—
B	—	—	—	—	—	—	—	—	—	—	—	6·2
C	0·0	0·1	0·0	0·2	0·0	1·0	0·9	0·0	0·0	—	0·0	0·0
D	—	1·5	1·0	2·1	0·1	28·3	0·6	0·1	—	46·2	0·1	0·0
J	—	—	—	—	0·0	0·0	0·2	10·8	—	0·0	—	0·8
K	63·6	7·6	1·6	0·7	—	28·3	103·8	—	—	—	—	—
Faroe ...	0·1	0·3	0·0	0·0	0·0	0·0	0·8	0·0	0·0	0·0	2·1	0·0
Iceland ...	0·0	—	—	0·0	0·0	0·0	0·0	0·0	0·0	0·0	—	—

Average Catch of Extra Large Haddocks, in cwts., per 100 hours' fishing (Aberdeen Trawlers)—1904.

Area.	Jan.	Feb.	Mar.	April.	May.	June.	July.	Aug.	Sept.	Oct.	Nov.	Dec.
VI	—	—	2·9	1·4	1·0	—	—	—	—	—	—	—
VII	—	0·7	1·7	0·6	0·0	—	—	—	—	—	—	—
VIII	—	—	0·3	0·3	—	—	—	—	—	—	—	—
IX	—	0·0	—	—	—	—	2·1	—	0·0	—	0·8	—
X	2·5	1·2	4·6	1·7	2·1	6·8	5·3	0·8	0·9	0·1	0·5	0·9
XI	0·7	0·0	1·4	0·6	0·4	—	—	0·0	0·8	0·0	0·9	0·1
XII	—	0·7	0·0	1·1	—	—	—	0·0	0·0	0·7	0·3	0·2
XIII	5·0	0·0	0·8	2·9	22·5	19·5	0·0	4·5	4·7	2·8	0·0	3·5
XIV	0·9	1·0	2·7	—	0·0	—	—	1·8	3·2	2·0	1·9	1·2
XV	0·6	1·0	3·6	0·7	—	—	—	0·9	1·5	0·0	0·3	0·2
XVI	0·0	4·2	6·5	2·7	—	—	—	—	—	—	—	0·0
XVII... ...	0·2	0·1	2·1	0·7	13·3	15·2	1·7	5·8	1·0	0·5	0·2	0·2
XVIII ...	0·5	0·4	0·2	0·8	0·0	—	0·2	0·0	0·0	0·3	0·0	0·4
XIX	0·3	0·1	6·7	0·0	0·0	0·0	0·0	0·0	0·0	0·0	0·1	0·1
XX	0·0	6·7	8·9	4·2	0·0	0·0	—	0·0	0·2	0·3	0·0	0·2
XXIII ..	0·1	0·0	0·0	0·1	0·0	0·0	0·1	0·3	0·3	0·1	0·0	0·0
XXIV ...	0·3	0·6	3·3	—	0·0	0·0	0·0	0·0	0·0	0·3	0·5	0·2
XXV... ...	0·7	1·5	1·9	1·0	0·0	0·1	0·5	0·0	0·0	0·2	0·0	0·0
XXVI ...	0·4	—	—	1·8	0·0	7·0	—	0·2	5·3	5·2	0·8	0·3
XXVII ...	—	—	—	—	0·7	—	—	2·7	3·8	3·2	4·4	2·0
XXVIII ...	—	—	—	—	—	—	—	—	—	0·7	0·7	0·0
XXIX ...	0·2	0·2	0·0	0·0	0·1	0·1	0·4	0·2	0·2	0·1	0·1	0·1
XXX... ...	0·3	2·0	1·9	—	—	—	0·0	0·0	0·2	0·0	0·0	0·0
XXXI ...	0·3	2·7	3·4	—	0·1	0·2	0·2	0·6	0·3	1·1	0·4	0·0
XXXII ...	—	4·1	—	—	0·0	0·0	0·0	0·9	2·0	2·9	1·1	—
XXXIII ...	0·0	—	—	1·9	0·5	4·0	3·2	0·8	2·1	3·0	3·3	—
XXXIV ...	—	—	—	7·4	—	—	—	—	—	—	—	—
XXXV ...	—	1·6	—	—	—	—	—	—	—	—	—	—
XXXVI ...	5·7	6·7	5·5	—	2·6	0·0	1·8	—	0·0	1·4	1·2	—
XXXVII ...	3·9	3·5	—	2·1	—	—	—	—	2·8	—	—	—
XXXVIII ...	—	4·5	—	—	—	—	2·0	—	9·8	—	—	0·3
XL	—	—	—	—	—	—	—	—	—	3·3	—	—
XLI	1·2	—	—	—	—	—	—	—	—	—	—	0·0
XLII... ...	—	—	—	—	—	—	—	0·0	—	—	—	—
B	—	—	—	—	—	—	—	—	—	—	—	0·0
C	26·0	17·2	17·0	9·1	23·0	18·7	21·1	14·5	21·0	—	16·7	10·0
D	—	2·3	6·3	2·2	26·9	28·5	32·1	16·7	—	46·2	0·1	0·0
J	—	—	—	—	48·1	8·6	35·4	37·3	—	2·0	—	12·5
K	2·0	16·8	13·1	3·9	—	12·5	22·6	—	—	—	—	—
Faroe ...	23·8	22·6	29·1	44·9	37·9	14·7	42·1	100·9	63·0	77·5	54·8	19·2
Iceland ...	355·5	—	—	329·8	737·8	301·4	236·6	95·9	641·7	222·5	—	—

AVERAGE CATCH OF LARGE HADDOCKS, IN CWTS., PER 100 HOURS' FISHING (ABERDEEN TRAWLERS)—1904.

Area.	Jan.	Feb.	Mar.	April.	May.	June.	July.	Aug.	Sept.	Oct.	Nov.	Dec.
VI	—	—	114·7	76·6	31·0	—	—	—	—	—	—	—
VII	—	15·3	49·8	63·1	19·1	—	—	—	—	—	—	—
VIII	—	—	86·9	46·0	—	—	—	—	—	—	—	—
IX	—	86·9	—	—	—	—	142·9	—	26·9	—	42·4	—
X	102·2	72·2	82·3	93·2	73·9	174·8	172·5	103·9	70·4	35·5	63·0	93·0
XI	54·8	44·4	73·3	53·6	42·8	—	—	0·0	68·1	80·3	40·0	53·7
XII	—	61·8	66·7	75·9	—	—	—	106·7	82·2	83·0	68·9	68·4
XIII	43·2	21·4	20·0	25·4	182·5	110·9	17·4	61·9	74·8	39·0	70·3	39·5
XIV	47·4	51·8	61·6	—	11·2	—	—	57·3	76·6	54·0	56·7	48·2
XV	53·6	55·3	65·2	44·5	—	—	—	58·2	81·7	50·9	55·0	50·7
XVI	38·9	55·8	56·8	55·5	—	—	—	—	—	—	—	50·1
XVII... ...	20·3	38·5	42·6	24·4	75·6	94·3	36·9	52·3	65·0	74·0	37·9	39·1
XVIII ...	33·1	21·9	15·8	28·0	46·1	—	18·9	12·5	22·7	17·8	18·9	29·9
XIX	39·9	39·4	46·4	18·2	12·1	13·3	12·5	29·3	41·6	16·7	30·4	44·4
XX	58·2	54·1	64·3	68·0	35·0	12·0	—	60·3	54·4	56·7	88·7	49·6
XXIII ...	16·4	9·1	8·4	10·9	10·0	31·7	13·9	21·6	24·6	30·8	19·0	18·5
XXIV ...	46·4	23·5	28·7	—	15·8	17·1	8·6	19·3	11·3	21·4	12·9	36·4
XXV... ...	85·7	34·0	64·4	26·6	23·2	29·0	25·8	34·7	49·0	54·7	49·6	42·6
XXVI ...	27·9	—	—	58·0	23·2	80·0	—	143·3	138·8	133·2	64·6	45·3
XXVII ...	—	—	—	—	12·4	—	—	140·1	120·0	89·9	124·1	88·4
XXVIII ...	—	—	—	—	—	—	—	—	—	22·8	14·2	11·9
XXIX ...	17·3	8·2	3·0	4·1	10·3	20·8	40·6	33·1	41·4	39·7	28·2	17·1
XXX... ...	33·6	33·1	29·7	—	—	—	25·1	28·4	30·2	65·1	44·0	38·1
XXXI ...	33·6	41·3	33·6	—	38·0	33·5	47·9	42·1	67·0	62·5	56·4	47·2
XXXII ...	—	63·4	—	—	25·6	34·2	78·3	47·4	89·7	86·5	63·1	—
XXXIII ...	79·0	—	—	23·6	26·2	72·7	82·4	113·3	49·6	140·7	79·3	—
XXXIV ...	—	—	—	133·5	—	—	—	—	—	—	—	—
XXXV ...	—	26·7	—	—	—	—	—	—	—	—	—	—
XXXVI ...	72·6	46·4	72·8	—	26·1	35·0	53·3	—	45·9	56·6	63·4	—
XXXVII ...	71·4	34·1	—	35·0	—	—	—	—	90·0	—	—	—
XXXVIII ...	—	86·0	—	—	—	—	121·8	—	118·1	—	—	138·6
XL	—	—	—	—	—	—	—	—	—	77·0	—	—
XLI	100·5	—	—	—	—	—	—	—	—	—	—	67·0
XLII ...	—	—	—	—	—	—	—	23·9	—	—	—	—
B	—	—	—	—	—	—	—	—	—	—	—	77·5
C	277·8	292·4	353·0	160·5	206·3	155·4	196·2	259·9	112·2	—	454·2	160·4
D	—	30·3	39·0	38·3	137·5	111·7	155·6	211·8	—	8·6	8·8	425·2
J	—	—	—	—	374·8	97·5	231·3	701·5	—	33·5	—	114·6
K	10·0	59·0	88·8	77·5	—	91·7	122·9	—	—	—	—	—
Faroe ...	120·9	114·0	165·1	137·4	135·2	77·0	110·2	307·1	145·4	201·7	170·7	84·6
Iceland ...	365·5	—	—	197·2	31·2	42·3	32·6	25·8	0·0	0·0	—	—

Average Catch of Medium Haddocks, in cwts., per 100 hours' fishing (Aberdeen Trawlers)—1904.

Area.	Jan.	Feb.	Mar.	April.	May.	June.	July.	Aug.	Sept.	Oct.	Nov.	Dec.
VI	—	—	38·9	30·3	10·3	—	—	—	—	—	—	—
VII	—	6·7	31·4	40·6	15·7	—	—	—	—	—	—	—
VIII	—	—	44·9	28·3	—	—	—	—	—	—	—	—
IX	—	32·5	—	—	—	—	55·2	—	15·2	—	21·7	—
X	30·8	22·6	21·9	27·7	15·5	20·7	29·1	26·2	27·0	18·8	33·0	48·3
XI	21·7	25·7	31·0	28·4	28·3	—	—	43·3	37·4	40·5	20·7	35·9
XII	—	32·3	34·2	56·1	—	—	—	51·9	37·5	46·2	40·4	41·0
XIII	12·7	34·4	13·8	10·0	26·9	14·1	18·0	21·4	24·9	18·0	10·9	20·5
XIV	17·7	19·6	27·5	—	8·0	—	—	23·6	25·6	22·2	25·3	25·4
XV	18·2	25·0	28·0	22·2	—	—	—	28·5	33·7	36·2	35·6	39·8
XVI	22·0	20·5	24·2	25·1	—	—	—	—	—	—	—	47·7
XVII... ...	14·8	28·8	26·5	15·0	27·2	25·9	27·8	38·2	38·4	49·5	37·2	23·7
XVIII ...	14·1	13·9	10·3	14·2	30·0	—	17·0	16·4	20·2	13·7	14·7	19·5
XIX	15·8	17·7	20·2	10·0	8·2	8·3	11·5	18·3	37·6	17·1	24·3	40·4
XX	28·3	22·3	26·8	25·5	17·2	14·2	—	37·8	55·0	49·5	71·9	60·1
XXIII ...	12·8	7·8	8·5	10·5	7·5	15·1	11·1	14·2	16·7	21·3	13·3	10·0
XXIV ...	31·2	14·9	21·7	—	18·2	14·5	11·4	17·2	15·9	21·2	13·8	43·8
XXV... ...	81·4	22·0	51·9	13·3	13·3	21·5	21·2	35·8	38·8	52·3	50·2	45·9
XXVI ...	10·0	—	—	35·7	12·1	33·5	—	46·7	61·4	66·2	51·3	45·1
XXVII ...	—	—	—	—	15·0	—	—	65·2	47·4	42·6	41·3	22·6
XXVIII ...	—	—	—	—	—	—	—	—	—	8·4	5·3	5·7
XXIX ...	15·4	9·7	2·9	4·3	10·2	16·6	33·6	24·5	32·5	25·3	18·0	7·0
XXX... ...	34·4	25·9	22·6	—	—	—	35·2	57·1	46·8	50·5	48·8	47·2
XXXI ...	32·6	28·0	19·9	—	25·8	27·5	46·9	48·9	53·2	56·0	48·0	41·7
XXXII ...	—	21·8	—	—	21·3	35·8	34·4	60·6	78·0	65·0	53·0	—
XXXIII ...	91·0	—	—	15·6	16·2	57·7	38·7	47·7	25·8	39·8	45·9	—
XXXIV ...	—	—	—	66·8	—	—	—	—	—	—	—	—
XXXV ...	—	7·5	—	—	—	—	—	—	—	—	—	—
XXXVI ...	36·3	25·2	30·9	—	22·0	50·0	34·1	—	50·4	27·8	43·7	—
XXXVII ...	46·2	14·1	—	29·6	—	—	—	—	80·5	—	—	—
XXXVIII ...	—	83·5	—	—	—	—	47·2	—	48·6	—	—	26·7
XL	—	—	—	—	—	—	—	—	—	64·2	—	—
XLI	38·1	—	—	—	—	—	—	—	—	—	—	54·2
XLII... ...	—	—	—	—	—	—	—	39·3	—	—	—	—
B	—	—	—	—	—	—	—	—	—	—	—	25·6
C	64·8	71·1	82·4	29·9	33·8	30·1	41·5	75·5	30·7	—	266·7	80·4
D	—	16·0	9·0	12·6	29·1	23·4	27·0	43·0	—	5·5	40·1	0·0
J	—	—	—	—	79·2	22·5	64·2	256·4	—	33·5	—	114·6
K	10·0	59·0	88·8	77·5	—	91·7	122·9	—	—	—	—	—
Faroe ...	14·1	15·0	10·9	15·7	11·4	5·3	13·7	13·9	19·4	74·6	19·1	15·4
Iceland ...	0·0	—	—	0·0	0·0	0·4	0·9	0·0	0·0	0·0	—	—

AVERAGE CATCH OF SMALL HADDOCKS, IN CWTS., PER 100 HOURS' FISHING (ABERDEEN TRAWLERS)—1904.

Area.	Jan.	Feb.	Mar.	April.	May.	June.	July.	Aug.	Sept.	Oct.	Nov.	Dec.
VI	—	—	24·4	41·0	16·3	—	—	—	—	—	—	—
VII	—	15·3	55·0	52·8	25·8	—	—	—	—	—	—	—
VIII	—	—	60·2	57·9	—	—	—	—	—	—	—	—
IX	—	58·1	—	—	—	—	58·0	—	17·4	—	16·8	—
X	41·4	36·0	35·1	47·7	12·0	11·5	21·5	25·0	40·7	30·5	45·8	59·3
XI	55·0	46·2	69·8	54·8	36·3	—	—	59·0	71·3	54·7	45·4	66·0
XII	—	44·9	104·2	88·6	—	—	—	63·0	69·4	71·5	60·2	56·9
XIII	19·9	112·5	46·2	27·1	3·1	13·8	61·0	37·6	31·4	110·6	35·9	54·7
XIV	37·6	57·0	70·3	—	27·0	—	—	44·7	49·4	49·8	52·3	57·0
XV	40·1	58·7	67·6	67·3	—	—	—	62·3	66·5	44·9	71·8	77·1
XVI	50·9	75·2	90·6	89·8	—	—	—	—	—	—	—	74·7
XVII ...	24·1	84·0	81·7	59·6	37·4	56·5	66·7	81·8	91·5	137·3	134·6	93·2
XVIII ...	50·1	55·6	55·7	76·3	65·1	—	45·5	43·8	59·5	45·0	50·8	64·8
XIX	36·2	45·0	92·6	37·3	26·2	29·0	35·3	46·5	57·2	44·7	57·3	73·4
XX	89·8	108·9	116·7	92·1	80·1	39·6	—	41·1	54·8	49·9	101·5	106·1
XXIII ...	30·7	25·8	20·3	36·0	26·8	28·8	29·0	37·3	44·9	61·8	48·8	51·6
XXIV ...	143·3	62·0	106·1	—	74·8	54·2	32·9	46·8	40·8	48·9	38·7	75·5
XXV	402·8	57·0	268·1	53·3	59·3	65·3	40·2	56·2	52·6	65·9	54·1	71·3
XXVI ...	45·2	—	—	121·4	64·9	21·5	—	46·2	35·7	46·8	45·9	44·3
XXVII ...	—	—	—	—	56·5	—	—	40·4	21·9	18·7	21·8	19·7
XXVIII ...	—	—	—	—	—	—	—	—	—	49·5	17·8	31·1
XXIX ...	30·4	23·4	12·0	18·3	37·0	33·7	48·7	38·9	52·6	58·4	65·1	40·1
XXX ...	143·6	139·8	111·5	—	—	—	47·2	59·4	48·5	54·5	54·5	76·8
XXXI ...	119·4	140·9	96·1	—	62·1	70·8	9·6	57·3	56·3	47·1	43·2	49·5
XXXII ...	—	36·9	—	—	61·2	63·3	24·4	77·2	58·8	50·2	49·0	—
XXXIII ...	346·0	—	—	22·8	50·8	56·0	18·2	33·2	10·8	24·8	30·2	—
XXXIV ...	—	—	—	207·6	—	—	—	—	—	—	—	—
XXXV ...	—	90·0	—	—	—	—	—	—	—	—	—	—
XXXVI ...	61·4	63·9	90·9	—	16·3	58·0	32·4	—	47·0	53·9	36·9	—
XXXVII ...	77·1	21·8	—	39·2	—	—	—	—	51·0	—	—	—
XXXVIII ...	—	78·0	—	—	—	—	20·0	—	25·0	—	—	18·9
XL	—	—	—	—	—	—	—	—	—	44·9	—	—
XLI	20·1	—	—	—	—	—	—	—	—	—	—	17·0
XLII ..	—	—	—	—	—	—	—	60·7	—	—	—	—
B	—	—	—	—	—	—	—	—	—	—	—	87·5
C	40·2	63·1	38·4	27·7	18·5	27·0	44·6	49·5	22·3	—	258·4	107·7
D	—	20·1	17·0	28·0	21·7	32·8	27·0	27·2	—	48·4	29·8	0·0
J	—	—	—	—	12·5	19·1	30·2	155·4	—	69·0	—	75·0
K	8·5	20·9	39·2	47·9	—	61·1	45·8	—	—	—	—	—
Faroe ...	6·8	13·4	4·4	5·7	5·2	7·4	7·8	0·0	0·0	0·0	0·0	175·4
Iceland ...	0·0	—	—	0·0	0·0	0·0	0·0	0·0	0·0	0·0	—	—

Average Catch of Total Haddocks, in cwts., per 100 hours' fishing (Aberdeen Trawlers)—1904.

Area.	Jan.	Feb.	Mar.	April.	May.	June.	July.	Aug.	Sept.	Oct.	Nov.	Dec.
VI	—	—	181·0	149·3	58·7	—	—	—	—	—	—	—
VII	—	36·7	137·7	162·1	60·6	—	—	—	—	—	—	—
VIII... ...	—	—	192·1	132·6	—	—	—	—	—	—	—	—
IX	—	177·5	—	—	—	—	258·3	—	59·5	—	81·8	—
X	176·8	132·0	143·9	170·3	103·4	213·8	228·4	155·8	139·1	84·7	142·9	206·5
XI	132·2	116·3	175·6	137·3	107·8	—	—	174·3	177·6	175·6	107·0	155·8
XII	—	139·7	205·0	220·9	—	—	—	221·6	189·1	201·4	170·0	166·6
XIII... ...	80·8	168·3	80·9	65·4	235·0	156·4	96·4	125·3	135·8	170·3	117·2	118·2
XIV	103·6	129·3	162·1	—	46·2	—	—	127·3	154·8	128·0	136·2	131·8
XV	112·6	140·0	164·5	134·6	—	—	—	149·9	183·3	132·1	162·7	167·8
XVI	111·7	155·8	178·1	173·2	—	—	—	—	—	—	—	172·5
XVII... ...	59·5	151·4	152·9	99·8	153·5	191·9	133·1	178·1	196·0	261·3	209·9	156·3
XVIII ...	97·7	91·8	82·0	119·4	141·3	—	81·6	72·7	102·3	76·8	84·4	114·5
XIX	92·2	102·8	165·9	65·9	46·5	50·6	59·3	94·3	136·3	78·6	112·2	158·3
XX	176·2	192·1	216·6	189·8	132·2	65·8	—	41·1	54·8	49·9	101·5	106·1
XXIII ...	60·0	42·7	37·2	57·6	44·3	75·6	54·1	73·5	86·5	114·0	81·1	80·1
XXIV ...	221·3	101·0	159·8	—	103·8	85·9	52·9	83·2	68·0	91·8	65·9	155·9
XXV... ...	570·7	114·5	386·2	94·1	95·8	115·9	87·7	126·8	131·6	172·9	154·0	159·8
XXVI ...	83·9	—	—	217·0	100·2	142·0	—	136·6	241·2	251·4	162·6	135·1
XXVII ...	—	—	—	—	84·6	—	—	248·4	193·0	154·3	191·6	130·3
XXVIII ...	—	—	—	—	—	—	—	—	—	81·3	38·0	51·7
XXIX ...	63·3	41·6	18·0	26·8	57·6	71·1	123·3	96·7	126·3	123·6	111·4	64·5
XXX... ...	211·9	200·9	165·6	—	—	—	107·5	144·9	125·6	170·1	147·3	162·1
XXXI ...	186·0	212·9	153·0	—	126·0	131·3	104·7	148·8	176·9	165·8	148·0	138·6
XXXII ...	—	126·0	—	—	108·2	133·2	137·2	186·1	228·5	204·6	166·2	—
XXXIII ...	516·0	—	—	63·9	93·8	190·3	142·5	195·0	88·3	208·2	158·7	—
XXXIV ...	—	—	—	415·3	—	—	—	—	—	—	—	—
XXXV ...	—	125·9	—	—	—	—	—	—	—	—	—	—
XXXVI ...	176·0	142·2	200·1	—	67·0	143·0	121·6	—	143·4	139·7	145·2	—
XXXVII ...	198·6	73·5	—	105·8	—	—	—	—	224·4	—	—	—
XXXVIII ...	—	252·0	—	—	—	—	191·0	—	201·4	—	—	184·4
XL	—	—	—	—	—	—	—	—	—	189·4	—	—
XLI	159·9	—	—	—	—	—	—	—	—	—	—	138·2
XLII... ...	—	—	—	—	—	—	—	123·9	—	—	—	—
B	—	—	—	—	—	—	—	—	—	—	—	196·9
C	408·9	443·8	490·8	227·1	281·5	231·1	303·5	399·5	186·1	—	996·0	358·5
D	—	68·7	71·4	81·1	215·3	196·4	241·7	298·7	—	65·6	78·6	425·2
J	—	—	—	—	514·6	147·6	361·	1150·6	—	178·0	—	643·7
K	24·5	109·8	162·8	148·9	—	188·9	219·8	—	—	—	—	—
Faroe... ...	165·5	165·0	209·6	203·7	189·6	104·5	173·7	422·0	227·8	353·7	244·5	294·2
Iceland ...	721·0	—	—	527·0	789·0	343·0	270·0	121·8	641·7	225·5	—	—

AVERAGE CATCH OF WHITINGS, IN CWTS., PER 100 HOURS' FISHING (ABERDEEN TRAWLERS)—1904.

Area.	Jan.	Feb.	Mar.	April.	May.	June.	July.	Aug.	Sept.	Oct.	Nov.	Dec.
VI	—	—	61·1	54·4	24·2	—	—	—	—	—	—	—
VII	—	25·0	63·4	83·1	38·2	—	—	—	—	—	—	—
VIII	—	—	110·6	65·9	—	—	—	—	—	—	—	—
IX	—	35·6	—	—	—	—	15·1	—	0·0	—	9·8	—
X	21·1	28·0	24·5	44·6	2·8	0·3	1·4	20·2	85·3	72·2	67·7	70·3
XI	54·2	48·1	63·7	48·3	63·0	—	—	14·2	34·8	16·7	5·0	32·8
XII	—	4·1	66·7	82·2	—	—	—	20·2	18·9	19·1	13·5	38·1
XIII	20·1	3·6	5·0	0·8	0·0	2·5	8·8	26·9	33·0	9·3	6·2	48·5
XIV	51·3	54·4	52·3	—	6·8	—	—	15·3	23·7	29·4	46·2	61·8
XV	53·9	46·8	32·1	26·5	—	—	—	33·5	44·4	33·2	63·3	53·1
XVI	9·3	5·0	9·7	35·6	—	—	—	—	—	—	—	32·5
XVII	0·9	5·9	10·9	12·7	6·9	12·0	11·7	6·8	13·0	17·7	13·4	10·8
XVIII ...	35·9	29·4	16·7	12·1	15·5	—	25·0	31·9	27·0	33·0	34·7	43·7
XIX	32·3	32·6	11·5	12·2	8·3	23·1	21·9	28·6	20·3	30·2	36·3	27·0
XX	35·8	7·7	6·1	21·7	14·1	2·8	—	13·3	17·1	14·5	15·9	24·8
XXIII ...	20·1	19·3	11·0	10·8	7·0	8·8	14·1	19·0	16·3	12·4	11·4	16·2
XXIV ...	12·2	17·7	2·8	—	13·8	10·7	24·1	24·9	23·4	20·3	13·6	16·1
XXV	37·1	4·5	8·1	5·0	3·5	1·9	1·5	5·5	12·8	16·4	14·3	13·2
XXVI ...	2·1	—	—	23·7	6·0	0·0	—	1·7	12·6	7·1	14·5	7·5
XXVII ...	—	—	—	—	2·6	—	—	1·4	5·0	4·6	5·9	4·7
XXVIII ...	—	—	—	—	—	—	—	—	—	7·4	2·7	6·2
XXIX ...	5·2	13·2	7·0	7·9	8·3	3·7	3·9	6·5	9·7	9·5	7·8	13·7
XXX ...	7·5	9·2	14·4	—	—	—	4·6	13·9	13·7	8·7	11·3	16·0
XXXI ...	5·5	11·2	9·7	—	1·6	2·5	1·3	3·0	8·1	11·4	10·6	17·5
XXXII ...	—	3·2	—	—	3·6	7·4	1·4	1·9	6·6	9·4	9·7	—
XXXIII ...	16·0	—	—	8·9	0·2	0·0	1·9	0·3	0·0	3·8	0·0	—
XXXIV ...	—	—	—	13·0	—	—	—	—	—	—	—	—
XXXV ...	—	3·8	—	—	—	—	—	—	—	—	—	—
XXXVI ...	5·3	3·6	8·5	—	3·5	2·2	2·9	—	4·1	8·9	8·5	—
XXXVII ...	6·4	6·1	—	5·0	—	—	—	—	8·9	—	—	—
XXXVIII ...	—	10·0	—	—	—	—	2·8	—	11·1	—	—	8·0
XL	—	—	—	—	—	—	—	—	—	7·2	—	—
XLI	18·2	—	—	—	—	—	—	—	—	—	—	17·5
XLII ...	—	—	—	—	—	—	—	9·1	—	—	—	—
B	—	—	—	—	—	—	—	—	—	—	—	190·6
C	18·9	45·4	7·6	3·1	6·0	13·6	10·1	10·8	1·0	—	129·2	71·0
D	—	3·1	14·0	10·0	2·0	9·5	3·6	1·0	—	25·8	2·0	0·0
J	—	—	—	—	15·1	8·3	14·2	0·0	—	0·0	—	118·7
K	0·0	5·1	14·5	18·5	—	79·2	17·2	—	—	—	—	—
Faroe	0·9	5·5	0·0	0·1	0·3	17·8	13·3	0·0	0·0	0·0	0·0	0·0
Iceland ...	0·0	—	—	16·2	22·0	19·2	12·9	0·0	0·0	0·0	—	—

AVERAGE CATCH OF TURBOT, IN CWTS., PER 100 HOURS' FISHING (ABERDEEN TRAWLERS)—1904.

Area.	Jan.	Feb.	Mar.	April.	May.	June.	July.	Aug.	Sept.	Oct.	Nov.	Dec.
VI	—	—	0·0	0·1	0·0	—	—	—	—	—	—	—
VII	—	0·0	0·0	0·0	0·5	—	—	—	—	—	—	—
VIII	—	—	0·0	0·0	—	—	—	—	—	—	—	—
IX	—	0·0	—	—	—	—	0·2	—	0·1	—	0·5	—
X	0·7	0·9	0·8	0·2	0·8	0·4	0·5	0·4	0·4	0·4	0·7	0·5
XI	0·2	0·1	0·2	0·0	0·0	—	—	1·3	0·6	0·2	0·1	0·0
XII	—	0·7	0·0	0·0	—	—	—	0·8	0·0	0·1	0·2	0·0
XIII	0·1	3·1	0·2	0·0	0·3	0·1	0·5	0·5	0·4	0·3	0·0	0·3
XIV	0·0	0·0	0·2	—	0·2	—	—	1·8	0·2	0·1	0·1	0·1
XV	0·4	0·1	0·1	0·2	—	—	—	0·1	0·0	0·0	0·0	0·0
XVI	0·0	—	0·1	0·1	—	—	—	—	—	—	—	0·0
XVII ...	1·1	1·4	1·1	0·5	0·3	0·4	0·4	1·0	0·2	0·2	0·6	1·7
XVIII ...	0·3	0·1	0·2	0·5	0·3	—	0·8	0·3	0·3	0·0	0·0	0·1
XIX	0·0	0·0	0·2	0·1	0·1	0·4	0·5	0·3	0·0	0·3	0·1	0·0
XX	0·0	0·6	0·3	0·2	0·8	0·7	—	0·0	0·6	0·3	0·1	0·1
XXIII ...	1·1	0·4	2·2	3·1	2·0	1·3	1·5	1·6	1·0	1·5	1·5	1·6
XXIV ...	0·4	0·2	0·2	—	1·5	1·1	1·3	0·8	0·4	0·5	0·3	0·0
XXV	0·4	0·0	1·2	0·1	0·6	0·7	0·6	1·0	0·4	0·3	0·1	0·1
XXVI ...	0·4	—	—	0·4	0·5	1·8	—	0·8	0·1	2·3	0·5	0·2
XXVII ...	—	—	—	—	2·4	—	—	2·2	1·2	1·8	5·1	4·0
XXVIII ...	—	—	—	—	—	—	—	—	—	1·0	1·9	0·6
XXIX ...	1·3	0·6	1·3	3·5	2·0	1·0	1·1	1·0	0·9	1·6	1·8	0·8
XXX ...	0·1	0·0	0·1	—	—	—	0·2	0·2	0·1	0·5	0·1	0·0
XXXI ...	0·4	0·6	0·2	—	1·1	0·6	0·7	0·6	0·1	0·1	0·1	0·1
XXXII ...	—	2·3	—	—	1·6	1·0	0·8	0·3	0·5	0·5	0·2	—
XXXIII ...	9·5	—	—	0·0	6·8	0·0	5·1	1·0	0·8	2·6	0·1	—
XXXIV ...	—	—	—	0·5	—	—	—	—	—	—	—	—
XXXV ...	—	0·4	—	—	—	—	—	—	—	—	—	—
XXXVI ...	2·2	2·8	0·0	—	1·7	0·2	1·7	—	0·1	1·1	0·7	—
XXXVII ...	1·7	1·8	—	0·8	—	—	—	—	0·8	—	—	—
XXXVIII ...	—	5·5	—	—	—	—	2·8	—	0·0	—	—	5·3
XL	—	—	—	—	—	—	—	—	—	0·1	—	—
XLI	3·5	—	—	—	—	—	—	—	—	—	—	3·2
XLII ...	—	—	—	—	—	—	—	1·4	—	—	—	—
B	—	—	—	—	—	—	—	—	—	—	—	0·0
C	2·8	2·8	1·7	0·7	0·8	0·3	0·9	2·1	0·8	—	12·5	0·8
D	—	0·4	2·1	2·3	0·6	0·9	0·6	1·9	—	0·0	0·7	0·0
J	—	—	—	—	0·2	0·2	2·5	5·1	—	2·0	—	2·1
K	4·0	15·2	3·8	0·4	—	0·0	4·3	—	—	—	—	—
Faroe ...	0·0	2·1	0·0	0·0	0·0	0·0	0·0	0·0	0·0	0·0	0·0	0·0
Iceland ...	0·0	—	—	0·0	0·0	0·0	0·0	0·0	0·0	0·0	—	—

AVERAGE CATCH OF HALIBUT, IN CWTS., PER 100 HOURS' FISHING (ABERDEEN TRAWLERS)—1904.

Area.	Jan.	Feb.	Mar.	April.	May.	June.	July.	Aug.	Sept.	Oct.	Nov.	Dec.
VI	—	—	1·4	1·8	2·7	—	—	—	—	—	—	—
VII	—	2·0	1·9	3·3	1·6	—	—	—	—	—	—	—
VIII	—	—	32·2	2·0	—	—	—	—	—	—	—	—
IX	—	0·9	—	—	—	—	3·8	—	2·2	—	2·7	—
X	1·7	3·3	3·6	3·7	4·0	8·0	4·2	7·9	1·9	1·9	2·3	2·2
XI	1·3	2·0	2·4	2·4	1·7	—	—	3·1	1·9	2·0	1·1	2·1
XII	—	6·4	1·7	2·1	—	—	—	2·7	1·1	2·1	2·3	2·2
XIII	1·0	0·2	0·2	0·4	7·5	0·5	5·8	5·7	2·2	1·8	0·4	1·0
XIV	0·8	0·9	1·1	—	0·8	—	—	2·6	1·7	2·2	2·7	1·6
XV	0·9	1·4	1·4	2·0	—	—	—	2·3	2·0	2·1	3·2	2·0
XVI	2·1	1·2	1·6	1·5	—	—	—	—	—	—	—	1·8
XVII ...	0·4	0·7	0·7	0·1	1·2	4·0	0·8	1·3	0·5	0·5	0·6	0·8
XVIII ...	1·1	0·7	0·4	0·2	0·6	—	1·1	2·4	1·9	2·2	1·4	2·1
XIX	1·2	1·3	1·1	1·4	1·3	1·3	1·6	2·1	1·3	2·1	1·7	0·9
XX	1·0	2·4	1·5	2·2	3·0	1·3	—	2·2	0·9	0·6	0·8	0·8
XXIII ...	0·2	0·2	0·4	0·8	0·7	0·6	2·1	0·4	0·8	0·6	0·4	0·2
XXIV ...	1·3	0·5	0·7	—	1·5	1·4	1·4	1·2	1·5	0·9	1·1	1·1
XXV ...	3·9	1·0	5·0	1·7	1·9	1·1	1·0	0·8	0·7	0·5	0·6	0·8
XXVI ...	1·2	—	—	4·5	2·4	0·2	—	1·1	1·1	1·2	0·8	1·1
XXVII ...	—	—	—	—	1·3	—	—	2·7	0·8	0·4	0·5	0·3
XXVIII ...	—	—	—	—	—	—	—	—	—	0·2	0·2	3·7
XXIX ...	0·1	0·0	2·1	0·6	0·6	0·2	0·3	0·1	0·2	0·4	0·4	0·2
XXX ...	0·4	4·9	0·4	—	—	—	0·2	0·9	1·0	0·5	0·8	0·5
XXXI ...	0·6	0·6	0·8	—	1·5	1·2	0·8	0·7	0·8	0·5	0·6	0·6
XXXII ...	—	0·0	—	—	3·5	1·4	1·1	0·6	0·5	0·6	0·5	—
XXXIII ...	3·5	—	—	2·2	2·4	0·5	0·4	0·1	0·1	0·9	1·4	—
XXXIV ...	—	—	—	2·8	—	—	—	—	—	—	—	—
XXXV ...	—	0·4	—	—	—	—	—	—	—	—	—	—
XXXVI ...	0·1	0·6	0·9	—	0·0	0·5	0·4	—	0·4	0·1	0·2	—
XXXVII ...	0·1	0·1	—	0·8	—	—	—	—	0·6	—	—	—
XXXVIII ...	—	0·2	—	—	—	—	2·5	—	2·1	—	—	0·0
XL	—	—	—	—	—	—	—	—	—	0·9	—	—
XLI	0·1	—	—	—	—	—	—	—	—	—	—	0·0
XLII ...	—	—	—	—	—	—	—	0·2	—	—	—	—
B	—	—	—	—	—	—	—	—	—	—	—	0·9
C	1·8	2·7	4·2	3·9	3·6	5·1	5·0	2·4	2·8	—	0·0	1·5
D	—	0·7	1·0	0·9	5·6	4·5	2·7	2·1	—	0·8	0·9	3·3
J	—	—	—	—	3·6	2·4	6·3	5·9	—	0·8	—	0·0
K	—	—	—	—	—	—	—	—	—	—	—	—
Faroe ...	12·4	10·8	15·7	16·6	13·7	24·2	17·6	22·6	11·1	23·3	19·6	42·3
Iceland ...	16·7	—	—	4·7	13·2	12·7	12·0	24·2	29·2	35·0	—	—

AVERAGE CATCH OF BRILL, IN CWTS., PER 100 HOURS' FISHING (ABERDEEN TRAWLERS)—1904.

Area.	Jan.	Feb.	Mar.	April.	May.	June.	July.	Aug.	Sept.	Oct.	Nov.	Dec.
VI	—	--	0·0	0·0	0·0	—	—	—	—	—	—	—
VII	—	0·0	0·0	0·0	0·0	—	—	—	—	—	—	—
VIII	—	—	0·0	0·0	—	—	—	--	—	—	—	—
IX	—	0·0	—	—	—	—	0·0	—	0·0	—	0·0	—
X	0·0	0·0	0·0	0·0	0·0	0·0	0·2	0·0	0·0	0·0	0·0	0·0
XI	0·0	0·0	0·0	0·0	0·0	—	—	0·0	0·0	0·0	0·0	0·0
XII	—	0·0	0·0	0·0	—	—	—	0·0	0·0	0·0	0·0	0·0
XIII	0·0	0·2	0·0	0·0	0·0	0·0	0·0	0·0	0·0	1·4	0·0	0·1
XIV	0·0	0·0	0·0	—	0·0	—	—	0·0	0·0	0·0	0·0	0·0
XV	0·0	0·0	0·0	0·0	—	—	—	0·0	0·0	0·0	0·0	0·0
XVI	0·0	0·1	0·0	0·0	—	—	—	—	—	—	—	0·0
XVII... ...	1·4	0·6	0·3	0·1	0·2	0·2	0·8	0·2	0·4	0·0	0·9	0·4
XVIII ...	0·0	0·0	0·0	0·3	0·1	—	0·0	0·0	0·0	0·0	0·0	0·0
XIX	0·0	0·0	0·0	0·0	0·0	0·0	0·0	0·0	0·0	0·0	0·0	0·0
XX	0·0	0·5	0·1	0·2	0·1	0·0	—	0·0	0·0	0·0	0·0	0·0
XXIII ...	0·5	0·2	0·2	0·3	0·2	0·0	0·1	0·1	0·0	0·1	0·3	0·1
XXIV ...	0·0	0·0	0·0	—	0·0	0·0	0·0	0·0	0·0	0·0	0·0	0·0
XXV... ...	0·0	0·0	0·0	0·0	0·0	0·0	0·0	0·0	0·0	0·0	0·0	0·0
XXVI ...	0·1	—	—	0·0	0·1	0·5	—	0·0	0·0	0·0	0·0	0·0
XXVII ...	—	—	—	—	0·9	—	—	0·2	0·1	0·1	0·9	2·3
XXVIII ...	—	—	—	—	—	—	—	—	—	0·6	2·1	1·1
XXIX ...	0·1	0·3	0·0	0·4	0·0	0·0	0·8	0·0	0·0	0·2	0·1	0·2
XXX... ...	0·0	0·0	0·0	—	—	—	0·0	0·0	0·0	0·0	0·0	0·0
XXXI ...	0·1	0·2	0·0	—	0·0	0·0	0·0	0·0	0·0	0·0	0·0	0·0
XXXII ...	—	0·3	—	—	0·3	0·0	0·0	0·0	0·0	0·0	0·0	—
XXXIII ...	5·5	—	—	1·3	1·0	2·0	1·1	0·1	0·0	0·5	0·0	—
XXXIV ...	—	—	—	0·4	—	—	—	—	—	—	—	—
XXXV ...	—	0·0	—	—	—	—	—	—	—	—	—	—
XXXVI ...	0·3	0·3	0·0	—	0·0	0·0	0·3	—	0·0	0·1	0·1	—
XXXVII ...	0·4	0·2	—	0·2	—	—	—	—	0·0	—	—	—
XXXVIII ...	—	0·7	—	—	—	—	0·8	—	0·0	—	—	0·8
XL	—	—	—	—	—	—	—	—	—	0·0	—	—
XLI	0·4	—	—	—	—	—	—	—	—	—	—	0·0
XLII... ...	—	—	—	—	—	—	—	0·0	—	—	—	—
B	—	—	—	—	—	—	—	—	—	—	—	0·0
C	0 (	0·0	0·0	0·0	0·0	0·0	0·1	0·0	0·0	—	0·0	0·0
D		0·1	0·2	0·1	0·0	0·0	0·3	0·1	—	0·0	0·1	0·0
J	—	—	—	—	0·0	0·0	0·0	0·0	—	0·0	—	0·0
K	0·2	0·1	0·0	0·0	—	0·0	0·1	—	—	—	—	—
Faroe ...	0·0	0·0	0·0	0·0	0·0	0·0	0·0	0·0	0·0	0·0	0·0	0·0
Iceland ...	0·0	—	—	0·0	0·0	0·0	0·0	0·0	0·0	0·0	—	—

AVERAGE CATCH OF LARGE LEMONS, IN CWTS., PER 100 HOURS' FISHING (ABERDEEN TRAWLERS)—1904.

Area.	Jan.	Feb.	Mar.	April.	May.	June.	July.	Aug.	Sept.	Oct.	Nov.	Dec.
VI	—	—	0·0	1·8	0·8	—	—	—	—	—	—	—
VII	—	0·0	0·0	0·2	0·1	—	—	—	—	—	—	—
VIII	—	—	0·0	0·0	—	—	—	—	—	—	—	—
IX	—	0·6	—	—	—	—	4·7	—	5·4	—	0·5	—
X	0·6	0·6	1·3	2·5	1·4	2·1	2·0	1·7	2·3	1·2	0·9	0·4
XI	0·5	0·1	0·1	0·1	0·1	—	—	1·3	0·1	0·4	0·6	0·3
XII	—	0·7	0·0	0·0	—	—	—	0·8	0·3	0·3	0·5	0·1
XIII	0·0	1·3	7·1	4·2	0·9	0·9	2·4	0·7	2·2	5·1	3·1	0·0
XIV	0·2	0·1	0·6	—	2·0	—	—	3·2	3·0	2·8	0·9	0·2
XV	0·1	0·2	0·1	0·3	—	—	—	0·6	1·3	0·3	0·3	0·2
XVI	0·4	0·1	0·1	0·0	—	—	—	—	—	—	—	0·3
XVII... ...	4·9	5·9	4·9	3·3	4·9	3·3	12·4	11·3	4·7	5·4	3·7	4·3
XVIII ...	0·5	0·1	0·6	5·3	1·3	—	2·9	2·1	1·5	0·8	0·5	0·6
XIX	0·2	0·2	0·4	0·1	0·3	0·2	0·3	0·7	1·6	0·8	0·7	0·2
XX	0·1	0·6	0·4	0·6	1·6	2·5	—	1·1	4·1	2·1	1·0	0·5
XXIII ...	5·0	6·2	7·0	10·6	7·8	7·7	7·6	8·5	5·3	5·1	5·3	6·4
XXIV ...	5·0	0·1	1·1	—	4·8	2·2	2·6	9·2	3·7	5·5	1·2	1·4
XXV... ...	2·9	1·5	2·5	0·9	0·1	1·5	1·3	0·9	1 9	1·4	6·4	1·3
XXVI ...	0·1	—	—	0·0	0·5	0·0	—	1·0	1·4	0·6	0·6	0·8
XXVII ...	—	—	—	—	0·9	—	—	0·3	0·5	0·7	0·4	0·3
XXVIII ...	—	—	—	—	—	—	—	—	—	9·0	8·0	5·7
XXIX ...	6·7	6·7	4·0	6·5	6·7	9·1	6·8	6·8	7·0	6·8	5·8	5·3
XXX... ...	0·5	0·7	0·7	—	—	—	7·2	6·9	6·1	2·1	1·0	0·9
XXXI ...	1·5	0·9	1·1	—	2·9	1·3	0·1	1·9	1·6	1·2	1·5	0·7
XXXII ...	—	0·5	—	—	1·1	2·5	1·9	2·2	1·8	0·9	1·0	—
XXXIII ...	5·0	—	—	0·6	0·9	0·7	0·5	0·3	0·4	0·6	1·1	—
XXXIV ...	—	—	—	0·5	—	—	—	—	—	—	—	—
XXXV ...	—	1·6	—	—	—	—	—	—	—	—	—	—
XXXVI ...	0·3	0·9	0·7	—	0·4	0·8	2·4	—	1·1	2·2	2·4	—
XXXVII ...	0·1	0·2	—	0·6	—	—	—	—	2·8	—	—	—
XXXVIII ...	—	0·5	—	—	—	—	0·0	—	0·3	—	—	0·1
XL	—	—	—	—	—	—	—	—	—	2·1	—	—
XLI	0·2	—	—	—	—	—	—	—	—	—	—	0·1
XLII... ...	—	—	—	—	—	—	—	0·7	—	—	—	—
B	—	—	—	—	—	—	—	—	—	—	—	0·0
C	0·3	0·8	0·6	0·5	1·1	1·4	1·6	0·9	0·7	—	0·0	0·0
D	—	1·6	2·0	3·3	1·4	1·8	1·7	1·1	—	0·0	0·3	2·3
J	—	—	—	—	0·1	0·2	0·0	3·4	—	0·0	—	0·0
K	0·0	0·5	1·9	2·5	—	2·8	2·7	—	—	—	—	—
Faroe ...	6·0	8·4	6·8	7·5	9·0	6·6	5·9	0·9	5·6	5·4	2·6	11·5
Iceland ...	0·0	—	—	2·1	5·7	3·1	16·1	2·8	0·7	0·0	—	—

Average Catch of Small Lemons, in cwts., per 100 hours' fishing (Aberdeen Trawlers)—1904.

Area.	Jan.	Feb.	Mar.	April.	May.	June.	July.	Aug.	Sept.	Oct.	Nov.	Dec.
VI	—	—	0·0	0·0	0·0	—	—	—	—	—	—	—
VII	—	0·0	0·0	0·0	0·0	—	—	—	—	—	—	—
VIII	—	—	0·0	0·0	—	—	—	—	—	—	—	—
IX	—	0·0	—	—	—	—	0·6	—	0·8	—	0·4	—
X	0·0	0·0	0·0	0·2	0·1	0·4	1·0	0·2	1·0	0·1	0·0	0·0
XI	0·0	0·0	0·0	0·0	0·0	—	—	0·0	0·0	0·0	0·0	0·0
XII	—	0·0	0·0	0·0	—	—	—	0·3	0·0	0·0	0·0	0·0
XIII	0·0	0·0	0·4	0·0	0·3	0·0	0·0	0·2	0·9	0·3	0·4	0·0
XIV	0·0	0·0	0·0	—	0·0	—	—	1·0	0·0	0·1	0·0	0·0
XV	0·0	0·0	0·0	0·0	—	—	—	0·0	0·0	0·0	0·0	0·0
XVI	0·0	—	0·0	0·0	—	—	—	—	—	—	—	0·0
XVII	0·2	0·4	0·3	0·1	0·9	0·3	1·0	1·0	0·8	0·8	0·4	1·0
XVIII ...	0·0	0·0	0·0	0·1	0·0	—	0·0	0·0	0·0	0·0	0·0	0·0
XIX	0·0	0·0	0·0	0·0	0·0	0·0	0·0	0·0	0·0	0·0	0·0	0·0
XX	0·0	0·0	0·0	0·0	1·	0·0	—	0·0	0·0	0·0	0·0	0·0
XXIII ...	0·7	1·1	1·1	0·9	1·2	1·9	1·4	1·9	1·0	1·1	1·3	1·0
XXIV ...	0·0	0·0	0·1	—	0·2	0·5	0·1	0·1	0·1	0·1	0·0	0 0
XXV	0·0	0·0	0·0	0·0	0·0	0·0	0·1	0·0	0·0	0·0	0·0	0·0
XXVI ...	0·0	—	—	0·0	0·0	0·0	—	0·0	0·0	0·0	0·0	0·0
XXVII ...	—	—	—	—	0·0	—	—	0·0	0·0	0·2	0·0	0·0
XXVIII ...	—	—	—	—	—	—	—	—	—	1·2	1·9	0·3
XXIX ...	0·5	1·1	0·3	0·6	0·1	0·5	0·3	0·3	0·0	0·7	0·8	0·7
XXX	0·0	0·0	0·0	—	—	—	0·0	0·7	0·0	0·0	0·1	0·0
XXXI ...	0·0	0·0	0·0	—	0·0	0·2	0·0	0·0	0·0	0·0	0·0	0·0
XXXII ...	—	0·0	—	—	0·0	0·0	0·0	0·0	0·0	0·0	0·0	—
XXXIII ...	0·0	—	—	0·0	0·0	0·0	0·0	0·0	0·0	0·0	0·0	—
XXXIV ...	—	—	—	0·0	—	—	—	—	—	—	—	—
XXXV ...	—	0·0	—	—	—	—	—	—	—	—	—	—
XXXVI ...	0·0	0·0	0·0	—	0·0	0·0	0·0	—	0·0	0·0	0·0	—
XXXVII ...	0·0	0·0	—	0·0	—	—	—	—	0·0	—	—	—
XXXVIII ...	—	0·0	—	—	—	—	0·0	—	0·0	—	—	0·0
XL	—	—	—	—	—	—	—	—	—	0·0	—	—
XLI	0·0	—	—	—	—	—	—	—	—	—	—	0·0
XLII	—	—	—	—	—	—	—	0·0	—	—	—	—
B	—	—	—	—	—	—	—	—	—	—	—	0·0
C	0·0	0·0	0·0	0·1	0·2	0·3	0·4	0·3	0·0	—	0·0	0·0
D	—	0·0	0·1	0·3	0·3	0·1	0·3	0·2	—	0·0	0·1	0·0
J	—	—	—	—	0·0	0·0	0·0	0·5	—	0·0	—	0·0
K	0·0	0·0	0·0	0·0	—	0·7	0·4	—	—	—	—	—
Faroe ...	0·0	0·0	0·1	0·1	0·2	1·1	0·6	0·0	0·0	0·4	0·8	3·8
Iceland ...	0·0	—	—	0·0	0·0	0·2	0·9	0·0	0·0	0·0	—	—

AVERAGE CATCH OF TOTAL LEMONS, IN CWTS., PER 100 HOURS' FISHING (ABERDEEN TRAWLERS)—1904.

Area.	Jan.	Feb.	Mar.	April.	May.	June.	July.	Aug.	Sept.	Oct.	Nov.	Dec.
VI	—	—	0·0	1·8	0·8	—	—	—	—	—	—	—
VII	—	0·0	0·0	2·6	0·1	—	—	—	—	—	—	—
VIII	—	—	0·0	0·0	—	—	—	—	—	—	—	—
IX	—	0·6	—	—	—	—	5·3	—	6·2	—	1·0	—
X	0·6	0·6	1·3	2·7	1·5	2·6	3·0	1·9	3·4	1·3	0·9	0·4
XI	0·5	0·1	0·1	0·1	0·1	—	—	1·3	0·1	0·4	0·6	0·3
XII	—	0·7	0·0	0·0	—	—	—	1·1	0·3	0·3	0·5	0·1
XIII	0·0	1·3	7·5	4·2	1·2	0·8	2·4	0·9	3·1	5·4	3·5	1·6
XIV	0·2	0·1	0·6	—	2·0	—	—	4·2	3·1	2·8	0·9	0·3
XV	0·1	0·2	0·1	0·3	—	—	—	0·6	1·3	0·3	0·3	0·2
XVI	0·4	0·1	0·1	0·0	—	—	—	—	—	—	—	0·3
XVII ...	5·1	6·3	5·2	3·4	5·7	3·6	13·5	12·3	5·7	6·2	4·1	5·3
XVIII ...	0·5	0·1	0·6	5·4	1·3	—	2·9	2·2	1·5	0·8	0·5	0·7
XIX	0·2	0·2	0·4	0·1	0·3	0·2	0·3	0·7	1·6	0·8	0·6	0·2
XX	0·1	0·6	0·4	0·6	1·6	2·5	—	1·1	4·1	2·1	1·0	0·5
XXIII ...	5·7	7·4	8·0	11·5	9·0	9·6	9·0	10·4	6·2	6·2	6·6	7·3
XXIV ...	5·0	0·1	1·1	—	4·8	2·2	2·6	9·2	3·7	5·5	1·2	1·4
XXV... ...	2·9	1·5	2·5	0·9	1·0	1·5	1·5	0·9	1·9	1·4	0·7	1·3
XXVI ...	0·1	—	—	0·0	0·5	0·0	—	1·0	1·4	0·6	0·6	0·8
XXVII ...	—	—	—	—	0·9	—	—	0·3	0·5	0·9	0·4	0·3
XXVIII ...	—	—	—	—	—	—	—	—	—	10·3	9·9	6·0
XXIX ...	7·3	7·7	4·3	7·0	6·8	9·6	7·1	7·0	7·0	7·6	6·6	6·0
XXX ...	0·5	0·7	0·7	—	—	—	7·2	7·6	6·1	2·1	1·1	0·9
XXXI ...	1·5	0·9	1·1	—	2·9	1·4	0·1	1·9	1·6	1·2	1·5	0·7
XXXII ...	—	0·5	—	—	1·1	2·5	1·9	2·2	1·8	0·9	1·0	—
XXXIII ...	5·0	—	—	0·6	0·9	0·7	0·6	0·3	0·4	0·6	1·1	—
XXXIV ...	—	—	—	0·5	—	—	—	—	—	—	—	—
XXXV ...	—	1·6	—	—	—	—	—	—	—	—	—	—
XXVI ...	0·3	0·9	0·7	—	0·4	0·8	2·4	—	1·1	2·2	2·4	—
XXXVII ...	0·1	0·2	—	0·6	—	—	—	—	2·8	—	—	—
XXXVIII ...	—	0·5	—	—	—	—	0·0	—	0·3	—	—	0·1
XL	—	—	—	—	—	—	—	—	—	2·1	—	—
XLI	0·2	—	—	—	—	—	—	—	—	—	—	0·1
XLII ...	—	—	—	—	—	—	—	0·7	—	—	—	—
B	—	—	—	—	—	—	—	—	—	—	—	0·0
C	0·3	0·9	0·6	0·6	1·3	1·7	2·0	1·2	0·7	—	0·0	0·0
D	—	1·6	2·1	3·6	1·7	2·0	2·0	1·3	—	0·0	0·4	2·3
J	—	—	—	—	0·1	0·2	0·0	3·9	—	0·0	—	0·0
K	0·0	0·5	1·9	2·5	—	3·5	3·1	—	—	—	—	—
Faroe ...	6·0	8·4	6·9	7·6	9·1	7·7	6·5	0·9	5·6	5·8	3·3	15·4
Iceland ...	0·0	—	—	2·1	5·7	3·3	17·0	2·8	0·7	0·0	—	—

AVERAGE CATCH OF LARGE PLAICE, IN CWTS., PER 100 HOURS' FISHING (ABERDEEN TRAWLERS)—1904.

Area.	Jan.	Feb.	Mar.	April.	May.	June.	July.	Aug.	Sept.	Oct.	Nov.	Dec.
VI	—	—	0·0	0·0	0·0	—	—	—	—	—	—	—
VII	—	0·0	0·0	0·0	0·0	—	—	—	—	—	—	—
VIII	—	—	0·0	0·0	—	—	—	—	—	—	—	—
IX	—	3·0	—	—	—	—	3·3	—	9·5	—	2·7	—
X	4·5	3·7	4·3	6·0	8·0	4·5	4·6	4·5	1·1	1·5	2·8	2·2
XI	0·0	0·1	0·1	0·0	0·0	—	—	0·7	0·0	1·3	0·0	0·9
XII	—	1·0	0·0	0·0	—	—	—	0·8	1·1	1·4	1·2	0·8
XIII	0·1	3·6	0·0	6·7	8·1	6·5	1·4	1·6	2·8	2·1	0·0	0·4
XIV	0·1	0·1	0·9	—	0·0	—	—	1·4	0·8	0·9	0·6	0·2
XV	0·0	0·1	0·1	0·1	—	—	—	0·0	0·0	0·2	0·3	0·2
XVI	0·0	0·2	0·3	0·0	—	—	—	—	—	—	—	0·0
XVII... ...	1·9	1·1	1·9	0·2	5·3	5·5	1·6	5·3	1·1	0·3	0·9	2·6
XVIII ...	0·0	0·0	0·2	0·3	1·5	—	0·0	0·0	0·1	0·1	0·6	0·0
XIX	0·0	0·0	0·1	0·0	0·0	0·0	0·0	1·4	0·0	0·2	0·8	0·0
XX	0·1	0·9	0·3	0·0	0·5	0·1	—	1·1	0·3	0·8	0·4	0·6
XXIII ...	0·3	0·2	0·7	0·3	0·4	0·4	0·2	0·2	0·1	0·1	0·2	0·1
XXIV ...	0·1	0·0	0·0	—	0·2	0·3	0·1	0·2	0·0	0·1	0·1	0·0
XXV... ...	0·0	0·0	3·1	1·2	1·3	0·9	1·3	1·4	0·8	1·3	0·4	0·2
XXVI ...	0·8	—	—	0·9	0·8	0·8	—	2·7	1·1	2·0	3·0	2·3
XXVII ...	—	—	—	—	1·1	—	—	2·1	2·6	1·5	0·9	1·5
XXVIII ...	—	—	—	—	—	—	—	—	—	1·2	0·8	0·0
XXIX ...	0·2	0·5	1·0	0·4	0·1	0·3	0·1	0·1	0·1	0·1	0·2	0·1
XXX... ...	0·0	0·0	0·0	—	—	—	0·0	0·7	0·5	0·4	0·0	0·0
XXXI ...	0·1	0·4	0·3	—	0·6	0·8	0·7	1·1	0·6	0·3	0·3	0·1
XXXII ...	—	0·0	—	—	1·5	0·6	0·1	0·4	1·3	0·8	1·1	—
XXXIII ...	3·0	—	—	0·0	0·8	1·0	0·4	1·1	0·0	0·5	1·1	—
XXXIV ...	—	—	—	0·2	—	—	—	—	—	—	—	—
XXXV ...	—	0·0	—	—	—	—	—	—	—	—	—	—
XXXVI ...	0·2	0·5	0·0	—	0·2	0·5	2·9	—	0·2	0·0	0·1	—
XXXVII ...	0·1	0·0	—	0·4	—	—	—	—	0·6	—	—	—
XXXVIII ...	—	0·0	—	—	—	—	3·5	—	4·2	—	—	0·0
XL	—	—	—	—	—	—	—	—	—	1·0	—	—
XLI	0·0	—	—	—	—	—	—	—	—	—	—	0·2
XLII... ...	—	—	—	—	—	—	—	1·3	—	—	—	—
B	—	—	—	—	—	—	—	—	—	—	—	0·0
C	1·0	6·0	2·6	3·9	8·4	3·0	3·4	2·5	1·0	—	4·2	0·5
D	—	30·7	39·0	3·3	8·6	3·4	3·1	7·5	—	0·8	2·1	2·3
J	—	—	—	—	0·0	1·6	5·6	2·0	—	0·2	—	0·0
K	6·0	11·3	4·9	0·3	—	0·0	0·1	—	—	—	—	—
Faroe... ...	9·4	7·4	17·4	11·1	5·9	3·3	1·0	0·0	0·0	0·0	0·8	0·0
Iceland ...	66·0	—	—	257·3	2·6	1·3	0·5	0·0	347·2	495·0	—	—

Average Catch of Medium Plaice, in cwts., per 100 hours' fishing (Aberdeen Trawlers)—1904.

Area.	Jan.	Feb.	Mar.	April.	May.	June.	July.	Aug.	Sept.	Oct.	Nov.	Dec.
VI	—	—	0·0	1·8	0·0	—	—	—	—	—	—	—
VII	—	0·0	0·0	0·0	0·1	—	—	—	—	—	—	—
VIII	—	—	0·0	0·5	—	—	—	—	—	—	—	—
IX	—	5·0	—	—	—	—	8·2	—	10·1	—	12·2	—
X	25·2	9·1	18·7	22·3	25·0	13·3	8·0	15·6	3·9	6·6	12·2	12·4
XI	0·2	0·0	0·2	0·1	0·0	—	—	2·4	0·1	1·3	0·0	1·2
XII	—	1·9	0·0	0·1	—	—	—	2·9	0·6	2·1	2·8	1·2
XIII	1·1	4·5	1·7	12·9	25·6	8·2	5·0	6·5	10·9	12·5	0·8	0·7
XIV	0·3	0·2	1·9	—	0·0	—	—	6·9	5·2	6·0	2·8	0·6
XV	0·1	0·2	0·3	0·4	—	—	—	0·0	0·0	0·8	0·5	0·2
XVI	0·2	1·0	0·6	0·1	—	—	—	—	—	—	—	0·0
XVII ...	4·0	3·7	4·9	2·0	15·2	15·9	7·1	9·4	14·8	3·5	6·8	5·2
XVIII ...	0·2	0·1	0·9	1·6	3·6	—	2·4	0·2	0·9	0·4	0·4	0·1
XIX	0·1	0·1	0·5	0·0	0·0	0·0	0·0	0·8	1·1	0·3	0·4	0·1
XX	0·0	6·3	1·8	2·1	11·2	9·2	—	7·8	7·1	8·0	5·9	2·6
XXIII ...	4·9	4·6	8·2	3·2	5·8	4·1	2·3	2·2	1·8	4·3	4·8	4·9
XXIV ...	1·6	0·0	0·2	—	0·7	1·2	0·4	1·5	1·1	0·6	0·9	0·0
XXV	0·0	0·5	20·0	14·7	9·7	6·8	1·1	11·9	9·4	9·4	4·6	2·3
XXVI ...	3·7	—	—	2·2	8·4	3·5	—	17·5	14·5	12·7	13·4	10·8
XXVII ...	—	—	—	—	4·3	—	—	19·5	12·6	8·0	6·1	3·0
XXVIII ...	—	—	—	—	—	—	—	—	—	7·4	8·7	9·1
XXIX ...	4·6	9·0	15·1	7·0	4·1	4·2	4·4	4·4	3·8	4·6	4·4	3·3
XXX ...	0·1	0·1	0·4	—	—	—	1·8	2·2	2·7	3·9	0·6	0·3
XXXI ...	1·3	3·9	2·0	—	7·3	6·2	6·2	8·3	5·3	3·8	3·7	0·3
XXXII ...	—	2·1	—	—	9·0	10·2	7·2	7·0	10·1	7·5	6·3	—
XXXIII ...	15·0	—	—	5·5	12·1	5·0	3·2	3·6	10·0	8·4	7·6	—
XXXIV ...	—	—	—	5·1	—	—	—	—	—	—	—	—
XXXV ...	—	0·4	—	—	—	—	—	—	—	—	—	—
XXXVI ...	2·0	6·4	1·1	—	2·6	3·8	5·4	—	3·6	3·3	3·3	—
XXXVII ...	3·0	1·2	—	4·4	—	—	—	—	10·6	—	—	—
XXXVIII ...	—	1·0	—	—	—	—	7·0	—	23·6	—	—	3·3
XL	—	—	—	—	—	—	—	—	—	7·3	—	—
XLI	1·7	—	—	—	—	—	—	—	—	—	—	3·1
XLII ...	—	—	—	—	—	—	—	18·6	—	—	—	—
B	—	—	—	—	—	—	—	—	—	—	—	0·0
C	8·3	15·6	8·3	18·2	27·0	14·9	13·9	7·4	7·1	—	58·3	2·9
D	—	47·5	59·3	11·1	38·1	14·4	10·9	21·4	—	3·9	14·4	22·3
J	—	—	—	—	8·9	14·4	24·8	6·9	—	10·2	—	0·0
K	12·0	16·4	11·3	1·4	—	2·8	8·3	—	—	—	—	—
Faroe ...	2·4	1·6	4·2	1·9	1·4	0·8	1·7	0·0	0·0	2·5	0·5	0·0
Iceland ...	13·2	—	—	307·1	5·0	3·4	11·4	6·2	661·2	315·0	—	—

AVERAGE CATCH OF SMALL PLAICE, IN CWTS., PER 100 HOURS' FISHING (ABERDEEN TRAWLERS)—1904.

Area.	Jan.	Feb.	Mar.	April.	May.	June.	July.	Aug.	Sept.	Oct.	Nov.	Dec.
VI	—	—	0·0	0·0	0·0	—	—	—	—	—	—	—
VII	—	0·0	0·0	0·0	0·0	—	—	—	—	—	—	—
VIII	—	—	0·0	0·0	—	—	—	—	—	—	—	—
IX	—	0·0	—	—	—	—	0·0	—	0·0	—	0·0	—
X	2·2	0·5	0·5	1·8	1·5	0·1	0·3	0·0	0·0	0·1	0·1	0·6
XI	—	0·0	0·0	0·0	0·0	—	—	0·0	0·0	0·0	0·0	0·0
XII	—	0·0	0·0	0·0	—	—	—	0·0	0·0	0·0	0·0	0·0
XIII	0·0	0·0	0·0	5·0	14·4	2·7	0·0	0·8	2·6	1·5	0·0	0·0
XIV	0·0	0·0	0·0	—	0·0	—	—	0·0	0·1	0·0	0·0	0·0
XV	0·0	0·0	0·0	0·0	—	—	—	0·0	0·0	0·0	0·0	0·0
XVI	0·0	0·0	0·0	0·0	—	—	—	—	—	—	—	0·0
XVII... ...	0·0	0·2	0·1	0·0	0·6	0·7	0·2	0·4	2·0	0·1	0·1	0·8
XVIII ...	0·0	0·0	0·0	0·0	0·0	—	0·1	0·0	0·0	0·0	0·0	0·0
XIX	0·0	0·0	0·0	0·0	0·0	0·0	0·0	0·0	0·0	0·0	0·0	0·0
XX	0·0	0·0	0·0	0·0	0·0	0·0	—	0·0	0·0	0·0	0·0	0·0
XXIII ...	0 6	0·6	1·0	0·2	1·8	0·2	0·0	0·1	0·1	0·9	0·7	1·0
XXIV ...	0·0	0·0	0·0	—	0·0	1·0	0·0	0·0	0·0	0·0	0·0	0·0
XXV... ...	0·0	0·0	0·0	0·3	0·2	0·2	0·0	0·0	0·0	0·1	0·0	0·0
XXVI ...	0·0	—	—	0·0	0·0	1·0	—	0·3	0·2	1·0	0·1	0·2
XXVII ...	—	—	—	—	0·9	—	—	4·5	2·8	1·4	1·9	3·5
XXVIII ...	—	—	—	—	—	—	—	—	—	0·0	3·2	3·4
XXIX ...	0·5	1·2	1·4	0·7	0·1	0·1	0·0	0·0	0·1	0·1	0·6	0·2
XXX... ...	0·0	0·0	0·0	—	—	—	0·0	0·0	0·0	0·0	0·0	0·0
XXXI ...	0·3	0·0	0·0	—	0·2	0·0	0·1	0·0	0·6	0·1	0·0	0·0
XXXII ...	—	1·1	—	—	0·0	0·2	0·0	0·1	0·1	0·3	0·1	—
XXXIII ...	0·0	—	—	1·1	0·8	0·7	2·9	12·6	0·8	2·8	1·4	—
XXXIV ...	—	—	—	0·0	—	—	—	—	—	—	—	—
XXXV ...	—	0·0	—	—	—	—	—	—	—	—	—	—
XXXVI ..	1 4	0·6	0·0	—	2·4	0·0	0·1	—	0·0	0·0	0·4	—
XXXVII ..	1·3	1·6	—	0·6	—	—	—	—	0·0	—	—	—
XXXVIII ...	—	4·0	—	—	—	—	0·0	—	0·3	—	—	7·8
XL	—	—	—	—	—	—	—	—	—	0·0	—	—
XLI	2·1	—	—	—	—	—	—	—	—	—	—	2·5
XLII... ...	—	—	—	—	—	—	—	0·0	—	—	—	—
B	—	—	—	—	—	—	—	—	—	—	—	0·0
C	0·0	0·6	0·9	2·9	1·3	0·5	0·4	0·1	0·5	—	0·0	0·0
D	—	1·2	0·8	0·8	0·5	0·1	1·7	0·1	—	0·0	2·3	3·5
J	—	—	—	—	0·0	0·0	0·0	0·0	—	0·0	—	0·0
K	0·0	1·2	0·8	0·0	—	0·0	0·1	—	—	—	—	—
Faroe ..	0·0	0·0	0·0	0·0	0·1	0·0	0·1	0·0	0·0	0·0	0·0	0·0
Iceland ...	0.0	—	—	0·5	0·0	2·2	0·9	0·0	0·0	0·0	—	—

AVERAGE CATCH OF TOTAL PLAICE, IN CWTS., PER 100 HOURS' FISHING (ABERDEEN TRAWLERS)—1904.

Area.	Jan.	Feb.	Mar.	April.	May.	June.	July.	Aug	Sept.	Oct.	Nov.	Dec.
VI	—	—	0·0	1·8	0·0	—	—	—	—	—	—	—
VII	—	0·0	0·0	0·0	0·1	—	—	—	—	—	—	—
VIII	—	—	0·0	0·5	—	—	—	—	—	—	—	—
IX	—	5·3	—	—	—	—	11·6	—	19·6	—	15·0	—
X	31·9	13·3	23·5	30·2	34·6	18·0	12·9	21·1	5·0	8·3	15·1	15·2
XI	0·2	0·1	0·3	0·1	0·0	—	—	3·1	0·1	2·7	0·0	2·0
XII	—	2·9	0·0	0·1	—	—	—	3·7	1·7	3·5	4·0	2·0
XIII	1·1	8·0	1·7	24·6	48·1	17·4	6·4	8·9	16·3	16·1	0·8	1·1
XIV	0·4	0·4	2·8	—	0·0	—	—	8·2	6·1	6·9	3·4	0·8
XV	0 1	0·3	0·3	0·5	—	—	—	0·0	0·0	1·0	0·8	0·4
XVI	0·2	1·2	0·9	0·1	—	—	—	—	—	—	—	0·5
XVII ...	5·9	5·0	6·9	2·3	21·1	22·2	8·9	15·1	17·9	4·0	7·7	8·7
XVIII ...	0·2	0·1	1·0	1·8	5·1	—	2·5	0·2	1·0	0·6	0·9	0·1
XIX	0·1	0·1	0·6	0·0	0·0	0·0	0·0	2·3	1·1	0·5	1·1	0·1
XX	0·1	7·3	2·1	2·1	11·7	9·3	—	8·9	7·5	8·8	6·3	3·2
XXIII ...	5·8	5·3	9·9	3·7	7·7	4·8	2·6	2·5	1·9	5·2	5·8	6·0
XXIV ...	1·7	0·0	0·2	—	0·9	1·7	0·5	1·7	1·1	0·6	1·0	0·0
XXV	0·0	0·5	23·1	16·2	11·1	7·8	1·2	13·4	10·2	10·7	5·1	2·5
XXVI ...	4·5	—	—	3·1	9·1	5·2	—	20·4	15·9	15·8	16·5	13·3
XXVII ...	—	—	—	—	6·3	—	—	26·0	18·0	10·9	9·0	8·0
XXVIII ...	—	—	—	—	—	—	—	—	—	8·7	12·8	12·5
XXIX ...	5·3	10·7	17·5	8·2	4·3	4·6	4·6	4·5	4·0	4·9	5·2	3·5
XXX ...	0·1	0·1	0·4	—	—	—	1·8	2·9	3·2	4·3	0·6	0·3
XXXI ...	1·7	4·3	2·4	—	8·1	7·0	6·9	9·5	6·5	4·1	4·0	0·7
XXXII ...	—	3·2	—	—	10·5	11·0	7·4	7·5	11·6	8·6	7·5	—
XXXIII ...	18·0	—	—	6·6	13·6	6·6	6·5	17·2	10·8	11·7	10·0	—
XXXIV ...	—	—	—	5·3	—	—	—	—	—	—	—	—
XXXV ...	—	0·4	—	—	—	—	—	—	—	—	—	—
XXXVI ...	3·6	7·5	1·2	—	5·2	4·2	8·4	—	3·9	3·3	3·8	—
XXXVII ...	4·4	2·8	—	5·4	—	—	—	—	11·1	—	—	—
XXXVIII ...	—	5·0	—	—	—	—	10·5	—	28·1	—	—	11·1
XL	—	—	—	—	—	—	—	—	—	8·3	—	—
XLI	3·8	—	—	—	—	—	—	—	—	—	—	5·9
XLII ...	—	—	—	—	—	—	—	20·0	—	—	—	—
B	—	—	—	—	—	—	—	—	—	—	—	0·0
C	9·3	22·2	11·8	25·0	36·7	18·5	17·6	10·1	8·7	—	6·5	3·4
D	—	79·4	99·1	15·2	47·2	17·9	15·7	28·9	—	4·7	18·8	28·1
J	—	—	—	—	8·9	16·0	30·4	8·8	—	10·5	—	0·0
K	18·0	28·9	16·9	1·8	—	2·8	8·6	—	—	—	—	—
Faroe ...	11·8	9·0	21·5	13·0	7·3	4·1	2·8	0·0	0·0	2·5	0·6	0·0
Iceland ...	79·2	—	—	564·9	7·5	7·0	12·8	6·2	1009·4	810·0	—	—

AVERAGE CATCH OF DABS, IN CWTS., PER 100 HOURS' FISHING (ABERDEEN TRAWLERS)—1904.

Area.	Jan.	Feb.	Mar.	April.	May.	June.	July.	Aug.	Sept.	Oct.	Nov.	Dec.
VI	—	—	0·0	0·0	0·0	—	—	—	—	—	—	—
VII	—	0·0	0·0	0·0	0·0	—	—	—	—	—	—	—
VIII	—	—	0·0	0·0	—	—	—	—	—	—	—	—
IX	—	0·0	—	—	—	—	0·0	—	0·0	—	0·5	—
X	0·3	0·0	0·0	0·2	2·1	0·5	0·0	3·1	0·2	0·6	0·2	0·0
XI	0·0	0·0	0·0	0·0	0·0	—	—	0·0	0·0	0·0	0·0	0·0
XII	—	0·0	0·0	0·0	—	—	—	0·0	0·0	0·0	0·0	0·0
XIII	0·0	0·0	0·0	0·0	0·0	1·6	0·0	1·7	1·9	2·6	0·0	0·0
XIV	0·0	0·0	0·0	—	0·0	—	—	0·0	0·0	0·1	0·1	0·0
XV	0·0	0·0	0·0	0·0	—	—	—	0·0	0·0	0·0	0·0	0·0
XVI	0·0	0·0	0·0	0·0	—	—	—	—	—	—	—	0·0
XVII... ...	1·1	0·7	0·6	0·1	1·3	0·5	0·8	1·1	3·3	0·4	2·2	1·0
XVIII ...	0·0	0·0	0·1	0·4	0·0	—	0·0	0·0	0·0	0·0	0·0	0·0
XIX	0·0	0·0	0·0	0·0	0·0	0·0	0·0	0·0	0·0	0·0	0·0	0·7
XX	0·0	0·0	0·0	0·0	0·0	0·0	—	0·0	0·0	0·0	0·0	0·0
XXIII ...	0·5	0·1	0·2	0·3	0·0	0·0	0·0	0·2	0·4	1·2	0·7	0·7
XXIV ...	0·0	0·0	0·0	—	0·0	0·2	0·0	0·0	0·0	0·0	0·0	0·0
XXV... ...	0·0	0·0	0·0	0·0	0·0	0·0	0·1	0·0	0·0	0·0	0·0	0·0
XXVI ...	0·0	—	—	0·0	0·0	0·0	—	0·0	0·0	0·0	0·0	0·0
XXVII ...	—	—	—	—	0·0	—	—	0·3	0·5	0·5	0·4	1·2
XXVIII ...	—	—	—	—	—	—	—	—	—	0·7	1·9	1·1
XXIX ...	0·3	0·5	0·8	0·3	0·7	0·0	0·0	0·0	0·1	0·5	1·0	0·5
XXX ...	0·1	0·3	0·3	—	—	—	0·0	0·0	0·0	0·0	0·0	0·0
XXXI ...	0·0	0·0	0·0	—	0·0	0·0	0·0	0·0	0·1	0·0	0·1	0·0
XXXII ...	—	0·0	—	—	0·0	0·0	0·0	0·0	0·0	0·0	0·0	—
XXXIII ...	0·0	—	—	0·0	0·0	0·0	0·0	1·0	0·0	1·4	0·0	—
XXXIV ...	—	—	—	0·0	—	—	—	—	—	—	—	—
XXXV ...	—	0·4	—	—	—	—	—	—	—	—	—	—
XXXVI ...	0·8	0·1	3·6	—	0·0	0·0	0·2	—	0·0	0·0	2·7	—
XXXVII ...	0·1	0·2	—	0·0	—	—	—	—	0·0	—	—	—
XXXVIII ...	—	0·0	—	—	—	—	0·0	—	0·0	—	—	0·0
XL	—	—	—	—	—	—	—	—	—	0·0	—	—
XLI	8·1	—	—	—	—	—	—	—	—	—	—	1·0
XLII ...	—	—	—	—	—	—	—	0·0	—	—	—	—
B	—	—	—	—	—	—	—	—	—	—	—	0·0
C	4·9	3·2	0·0	0·4	0·5	0·9	0·4	0·8	1·0	—	0·0	0·0
D	—	0·6	0·0	0·0	1·4	0·2	0·0	0·9	—	0·0	3·6	0·0
J	—	—	—	—	0·0	0·0	0·0	0·0	—	0·0	—	0·0
K	0·0	0·3	1·1	0·0	—	0·0	0·0	—	—	—	—	—
Faroe ...	1·1	1·4	0·7	0·1	0·3	0·3	0·4	0·0	0·0	0·0	1·3	0·0
Iceland ...	16·7	—	—	0·0	2·3	2·7	1·2	0·0	0·0	0·0	—	—

AVERAGE CATCH OF LARGE WHITCHES, IN CWTS., PER 100 HOURS' FISHING (ABERDEEN TRAWLERS)—1904.

Area.	Jan.	Feb.	Mar.	April.	May.	June.	July.	Aug.	Sept.	Oct.	Nov.	Dec.
VI	—	—	0·0	0·8	0·5	—	—	—	—	—	—	—
VII	—	2·3	3·8	1·4	1·2	—	—	—	—	—	—	—
VIII	—	—	2·3	4·1	—	—	—	—	—	—	—	—
IX	—	1·9	—	—	—	—	0·0	—	0·0	—	0·8	—
X	2·5	2·5	2·1	1·6	0·0	0·0	0·0	0·0	3·4	5·1	3·5	3·1
XI	9·2	8·0	5·9	3·2	2·1	—	—	0·9	9·9	2·7	5·2	4·6
XII	—	1·9	7·9	4·3	—	—	—	1·9	0·6	3·8	3·8	2·7
XIII	4·5	0·0	8·3	0·0	0·0	0·0	4·2	3·2	1·3	0·0	0·0	5·8
XIV	6·2	6·5	2·6	—	24·0	—	—	2·2	2·6	2·9	6·5	7·0
XV	9·0	10·7	5·0	3·8	—	—	—	7·3	8·7	5·0	10·0	9·8
XVI	6·3	3·0	3·6	2·1	—	—	—	—	—	—	—	9·0
XVII	0·4	0·7	1·2	1·1	0·4	0·1	0·1	0·0	0·6	0·2	0·2	0·4
XVIII ...	13·5	9·0	11·1	3·8	2·4	—	9·2	11·1	15·1	14·3	15·0	12·1
XIX	1·0	10·5	8·6	30·8	25·9	21·9	22·6	16·8	8·7	14·6	12·3	4·8
XX	12·2	2·5	2·4	1·3	0·7	1·0	—	1·1	0·9	1·2	2·8	4·0
XXIII ...	0·6	1·5	0·2	1·2	1·3	0·1	0·4	0·5	3·1	2·5	2·0	0·5
XXIV ...	4·5	12·2	0·9	—	12·2	10·7	14·0	3·8	8·3	16·9	14·3	6·1
XXV	9·3	6·5	3·1	0·8	1·2	0·9	0·9	0·8	1·5	1·0	1·6	3·6
XXVI ...	0·7	—	—	1·3	1·8	0·0	—	0·7	0·1	0·3	0·6	1·5
XXVII ...	—	—	—	—	2·0	—	—	0·1	0·1	0·3	0·2	0·0
XXVIII ...	—	—	—	—	—	—	—	—	—	0·0	0·0	0·0
XXIX ...	0·1	0·0	0·0	0·0	0·0	0·0	0·1	0·0	0·0	0·2	0·0	0·0
XXX ...	4·6	5·2	5·2	—	—	—	0·1	5·3	4·3	0·7	3·9	4·6
XXXI ...	3·8	4·3	3·0	—	1·3	1·2	0·8	0·8	0·8	1·7	1·6	4·0
XXXII ...	—	0·0	—	—	0·4	0·4	0·3	0·6	1·4	1·1	1·7	—
XXXIII ...	11·0	—	—	0·0	0·6	0·2	0·1	0·2	0·0	0·0	0·0	—
XXXIV ...	—	—	—	0·5	—	—	—	—	—	—	—	—
XXXV ...	—	3·3	—	—	—	—	—	—	—	—	—	—
XXXVI ...	1·6	1·5	3·4	—	0·0	0·5	0·5	—	0·9	0·8	0·6	—
XXXVII ...	0·1	0·0	—	0·2	—	—	—	—	1·1	—	—	—
XXXVIII ...	—	0·0	—	—	—	—	2·0	—	0·0	—	—	0·0
XL	—	—	—	—	—	—	—	—	—	1·8	—	—
XLI	0·2	—	—	—	—	—	—	—	—	—	—	0·0
XLII ...	—	—	—	—	—	—	—	0·4	—	—	—	—
B	—	—	—	—	—	—	—	—	—	—	—	7·5
C	2·4	0·1	0·2	0·0	0·0	0·1	0·0	0·0	0·0	—	0·0	0·0
D	—	0·9	1·2	5·8	0·0	1·0	0·1	0·1	—	9·4	0·0	0·0
J	—	—	—	—	0·0	0·0	0·0	0·0	—	0·0	—	0·0
K	3·0	2·0	0·5	0·9	—	0·0	0·0	—	—	—	—	—
Faroe ...	0·7	0·6	0·0	0·0	0·4	0·0	0·0	0·0	0·0	0·0	0·0	0·0
Iceland ...	0·0	—	—	0·0	7·2	11·5	10·6	35·0	0·0	0·0	—	—

Average Catch of Small Whitches, in cwts., per 100 hours' fishing (Aberdeen Trawlers)—1904.

Area.	Jan.	Feb.	Mar.	April.	May.	June.	July.	Aug.	Sept.	Oct.	Nov.	Dec.
VI	—	—	0·0	0·1	0·0	—	—	—	—	—	—	—
VII	—	1·0	0·1	0·3	0·0	—	—	—	—	—	—	—
VIII	—	—	2·3	2·3	—	—	—	—	—	—	—	—
IX	—	0·0	—	—	—	—	0·0	—	0·0	—	0·0	—
X	1·1	0·7	0·5	0·7	0·0	0·0	0·0	0·0	2·6	6·6	2·3	1·2
XI	3·8	3·3	2·2	1·3	1·3	—	—	0·0	6·8	0·5	2·7	1·3
XII	—	0·8	4·2	2·8	—	—	—	0·0	0·0	0·7	1·0	0·6
XIII	1·5	0·0	1·2	0·0	0·0	0·0	0·6	1·3	0·4	0·0	0·0	6·3
XIV	3·0	3·3	1·0	—	14·0	—	—	0·6	1·2	1·6	3·6	3·7
XV	5·0	3·8	1·9	1·5	—	—	—	2·3	3·5	2·2	3·7	3·7
XVI	0·7	0·5	1·0	1·0	—	—	—	—	—	—	—	3·5
XVII	0·0	0·1	0·1	0·1	0·0	0·0	0·0	0·0	0·6	0·1	0·2	0·0
XVIII ...	6·5	5·5	4·4	1·0	1·5	—	5·5	5·1	10·2	9·0	9·7	6·0
XIX	5·0	4·8	2·2	20·6	11·7	7·7	8·5	8·7	5·1	7·0	3·4	4·8
XX	6·9	0·5	0·4	0·2	0·0	0·0	—	0·0	0·0	0·0	0·0	0·8
XXIII ...	0·3	0·3	0·0	0·3	0·4	0·1	0·0	0·3	1·8	1·1	1·0	0·3
XXIV ...	0·0	6·4	0·0	—	3·9	3·2	3·9	2·3	5·1	3·7	6·0	2·2
XXV	0·0	0·0	0·0	0·1	0·0	0·0	0·1	0·0	0·1	0·0	0·2	1·1
XXVI ...	0·2	—	—	0·9	0·0	0·0	—	0·4	0·0	0·0	0·0	0·0
XXVII ...	—	—	—	—	0·0	—	—	0·0	0·0	0·0	0·0	0·0
XXVIII ...	—	—	—	—	—	—	—	—	—	0·0	0·0	0·0
XXIX ...	0·0	0·0	0·0	0·0	0·0	0·0	0·0	0·0	0·0	0·0	0·0	0·0
XXX	0·4	0·1	0·1	—	—	—	0·0	0·8	0·4	0·0	0·0	0·2
XXXI ...	0·3	0·1	0·1	—	0·0	0·0	0·0	0·0	0·0	0·0	0·0	1·4
XXXII ...	—	0·0	—	—	0·0	0·0	0·0	0·0	0·0	0·0	0·0	—
XXXIII ...	0·0	—	—	0·0	0·0	0·0	0·0	0·0	0·0	0·0	0·0	—
XXXIV ...	—	—	—	0·0	—	—	—	—	—	—	—	—
XXXV ...	—	0·0	—	—	—	—	—	—	—	—	—	—
XXXVI ...	0·0	0·0	0·0	—	0·0	0·0	0·0	—	0·0	0·0	0·0	—
XXXVII ...	0·0	0·0	—	0·0	—	—	—	—	0·0	—	—	—
XXXVIII ...	—	0·0	—	—	—	—	0·0	—	0·0	—	—	0·0
XL	—	—	—	—	—	—	—	—	—	0·0	—	—
XLI	0·0	—	—	—	—	—	—	—	—	—	—	0·0
XLII ...	—	—	—	—	—	—	—	0·0	—	—	—	—
B	—	—	—	—	—	—	—	—	—	—	—	5·0
C	0·0	0·0	0·0	0·0	0·0	0·0	0·0	0·1	0·0	—	0·0	0·0
D	—	1·1	0·9	0·0	0·0	0·1	0·0	0·0	—	21·1	0·0	0·0
J	—	—	—	—	0·0	0·0	0·0	0·0	—	0·0	—	0·0
K	0·0	0·0	0·0	0·5	—	0·0	0·0	—	—	—	—	—
Faroe ...	0·7	0·7	0·0	0·0	0·0	0·0	0·0	0·0	0·0	0·0	0·0	0·0
Iceland ...	0·0	—	—	0·0	0·3	1·8	1·0	0·0	0·0	0·0	—	—

AVERAGE CATCH OF TOTAL WHITCHES, IN CWTS., PER 100 HOURS' FISHING (ABERDEEN TRAWLERS)—1904.

Area.	Jan.	Feb.	Mar.	April.	May.	June.	July.	Aug.	Sept.	Oct.	Nov.	Dec.
VI	—	—	0·0	9·9	0·5	—	—	—	—	—	—	—
VII	—	3·3	3·9	1·7	1·2	—	—	—	—	—	—	—
VIII	—	—	4·6	6·4	—	—	—	—	—	—	—	—
IX	—	1·9	—	—	—	—	0·0	—	0·0	—	0·8	—
X	3·6	3·2	2·6	2·3	0·0	0·0	0·0	0·0	6·0	11·7	5·8	4·3
XI	13·0	11·4	8·1	4·5	3·4	—	—	0·9	16·7	3·2	8·0	6·0
XII	—	2·7	12·1	7·1	—	—	—	1·9	0·6	4·5	4·9	3·
XIII	6·0	0·0	9·6	0·0	0·0	0·0	4·8	4·5	1·6	0·0	0·0	12·1
XIV	9·3	9·8	3·6	—	38·0	—	—	2·8	3·8	4·6	10·1	10·7
XV	14·0	14·6	6·9	5·3	—	—	—	9·7	12·2	7·3	13·7	13·5
XVI	7·0	—	4·6	3·0	—	—	—	—	—	—	—	12·6
XVII... ...	0·4	0·8	1·3	1·2	0·4	0·1	0·1	0·0	1·1	0·4	0·4	0·4
XVIII ...	20·0	14·5	15·6	4·8	3·9	—	14·8	16·3	25·3	23·3	24·7	18·1
XIX	15·3	15·3	10·8	51·3	37·6	29·5	31·1	25·5	13·8	21·6	15·7	14·6
XX	19·3	2·9	2·8	1·5	0·7	1·0	—	1·1	0·9	1·2	2·9	4·8
XXIII ...	0·9	1·9	0·2	1·4	1·7	0·2	0·4	0·9	4·9	3·7	3·0	0·7
XXIV ...	4·5	18·7	0·9	—	16·2	13·9	17·9	6·0	13·4	10·5	20·4	8·3
XXV... ...	9·3	6·5	3·1	0·9	1·2	0·9	1·0	0·8	1·6	1·1	1·8	4·7
XXVI ...	0·9	—	—	2·2	1·8	0·0	—	1·2	0·1	0·3	0·6	1·5
XXVII ...	—	—	—	—	2·0	—	—	0·1	0·1	0·3	0·2	0·0
XXVIII ...	—	—	—	—	—	—	—	—	—	0·0	0·0	0·0
XXIX ...	0·1	0·0	0·0	0·0	0·0	0·0	0·1	0·0	0·0	0·2	0·0	0·0
XXX... ...	5·0	5·3	5·4	—	—	—	0·1	6·1	4·7	0·7	3·9	4·9
XXXI ...	4·1	4·4	3·1	—	1·3	1·2	0·8	0·8	0·8	1·7	1·6	5·3
XXXII ...	—	0·0	—	—	0·4	0·4	0·3	0·6	1·4	1·1	1·7	—
XXXIII ...	11·0	—	—	0·0	0·6	0·2	0·1	0·2	0·0	0·0	0·0	—
XXXIV ...	—	—	—	0·5	—	—	—	—	—	—	—	—
XXXV ...	—	3·3	—	—	—	—	—	—	—	—	—	—
XXXVI ...	1·6	1·5	3·4	—	0·0	0·5	0·5	—	0·9	0·8	0·6	—
XXXVII ...	0·1	0·0	—	0·2	—	—	—	—	1·1	—	—	—
XXXVIII ...	—	0·0	—	—	—	—	2·0	—	0·0	—	—	0·0
XL	—	—	—	—	—	—	—	—	—	1·8	—	—
XLI	0·2	—	—	—	—	—	—	—	—	—	—	0·0
XLII... ...	—	—	—	—	—	—	—	0·4	—	—	—	—
B	—	—	—	—	—	—	—	—	—	—	—	12·5
C	2·4	0·2	0·2	0·0	0·0	0·1	0·0	0·1	0·0	—	0·0	0·0
D	—	2·0	2·1	5·8	0·0	1·1	0·1	0·1	—	30·4	0·0	0·0
J	—	—	—	—	0·0	0·0	0·0	0·0	—	0·0	—	0·0
K	3·0	2·0	0·6	1·4	—	0·0	0·0	—	—	—	—	—
Faroe... ...	0·7	1·3	0·0	0·0	0·4	0·0	0·0	0·0	0·0	0·0	0·0	0·0
Iceland ...	0·0	—	—	0·0	7·5	13·3	11·6	35·0	0·0	0·0	—	—

Average Catch of Large Megrims, in cwts., per 100 hours' fishing (Aberdeen Trawlers)—1904.

Area.	Jan.	Feb.	Mar.	April.	May.	June.	July.	Aug.	Sept.	Oct.	Nov.	Dec.
VI	—	—	23·6	13·8	17·9	—	—	—	—	—	—	—
VII	—	0·7	8·5	10·7	2·8	—	—	—	—	—	—	—
VIII	—	—	5·2	4·9	—	—	—	—	—	—	—	—
IX	—	4·4	—	—	—	—	0·7	—	0·1	—	1·1	—
X	6·4	6·2	8·5	3·9	0·4	0·4	0·0	0·1	13·1	17·4	3·9	3·7
XI	0·3	3·2	3·2	9·8	6·1	—	—	0·6	1·8	0·4	2·0	3·8
XII	—	4·8	1·2	9·0	—	—	—	4·0	0·0	0·3	0·5	0·7
XIII	2·4	3·6	3·8	0·0	0·0	0·0	38·0	27·8	8·2	0·8	0·0	23·3
XIV	1·5	2·6	3·7	—	0·0	—	—	2·7	3·8	5·2	2·7	1·7
XV	0·5	1·7	0·7	1·0	—	—	—	1·8	1·6	1·8	1·3	0·6
XVI	0·0	0·2	0·4	1·1	—	—	—	—	—	—	—	0·2
XVII	0·3	0·4	1·2	0·9	0·1	0·5	0·6	0·6	0·7	1·1	1·1	1·8
XVIII ...	1·7	5·8	10·0	1·1	0·0	—	4·6	4·0	5·7	3·1	3·0	2·8
XIX	0·6	0·5	0·1	0·8	0·9	2·0	1·5	2·7	0·3	1·7	2·2	0·2
XX	1·3	0·3	0·2	0·1	0·0	0·0	—	0·0	0·0	0·0	0·0	0·0
XXIII ...	1·0	1·3	0·8	0·6	0·6	0·1	0·4	0·5	1·4	0·8	0·6	0·6
XXIV ...	0·0	1·2	0·0	—	1·3	1·4	2·9	1·5	2·3	2·2	1·6	0·2
XXV	0·0	0·0	0·0	0·0	0·0	0·0	0·1	0·0	0·0	0·0	0·9	0·0
XXVI ...	0·0	—	—	0·0	0·0	0·0	—	0·0	0·0	0·0	0·0	0·0
XXVII ...	—	—	—	—	0·0	—	—	0·0	0·0	0·0	0·0	0·2
XXVIII ...	—	—	—	—	—	—	—	—	—	0·9	0·0	0·0
XXIX ...	1·1	1·0	0·9	0·2	0·3	0·3	0·1	0·0	0·0	0·2	0·2	1·5
XXX	0·0	0·0	0·0	—	—	—	0·0	0·0	0·1	0·0	0·0	0·1
XXXI ...	0·1	0·0	0·0	—	0·0	0·1	0·0	0·0	0·0	0·0	0·0	0·0
XXXII ...	—	0·0	—	—	0·0	0·2	0·0	0·0	0·0	0·0	0·2	—
XXXIII ...	0·0	—	—	0·0	0·0	0·0	0·0	0·0	0·0	0·0	0·0	—
XXXIV ...	—	—	—	0·0	—	—	—	—	—	—	—	—
XXXV ...	—	0·0	—	—	—	—	—	—	—	—	—	—
XXXVI ...	0·0	0·1	0·0	—	0·0	0·0	0·0	—	0·0	0·0	0·0	—
XXXVII ...	0·0	0·0	—	0·2	—	—	—	—	0·0	—	—	—
XXXVIII ...	—	0·0	—	—	—	—	0·0	—	0·0	—	—	0·0
XL	—	—	—	—	—	—	—	—	—	0·2	—	—
XLI	0·0	—	—	—	—	—	—	—	—	—	—	0·0
XLII	—	—	—	—	—	—	—	0·0	—	—	—	—
B	—	—	—	—	—	—	—	—	—	—	—	50·0
C	0·8	0·5	0·4	0·6	0·1	0·3	0·3	0·1	0·0	—	0·0	0·1
D	—	1·7	3·4	11·6	0·4	6·7	0·1	0·0	—	25·0	0·0	0·0
J	—	—	—	—	0·1	0·0	0·0	1·5	—	0·5	—	0·0
K	14·5	11·3	14·8	3·2	—	1·4	1·2	—	—	—	—	—
Faroe ...	0·9	0·7	0·0	0·1	0·0	0·0	0·3	0·0	0·0	0·0	0·2	0·0
Iceland ...	0·0	—	—	0·0	20·2	18·0	16·6	15·4	0·0	0·0	—	—

AVERAGE CATCH OF SMALL MEGRIMS, IN CWTS., PER 100 HOURS' FISHING (ABERDEEN TRAWLERS)—1904.

Area.	Jan.	Feb.	Mar.	April.	May.	June.	July.	Aug.	Sept.	Oct.	Nov.	Dec.
VI	—	—	6·5	3·8	9·5	—	—	—	—	—	—	—
VII	—	0·0	21·2	5·7	1·5	—	—	—	—	—	—	—
VIII	—	—	2·6	1·8	—	—	—	—	—	—	—	—
IX	—	0·6	—	—	—	—	0·0	—	0·0	—	0·0	—
X	4·1	1·8	2·1	1·9	0·0	0·2	0·0	0·0	8·2	9·3	1·3	1·3
XI	0·0	0·4	1·8	2·6	3·5	—	—	0·1	0·4	0·0	0·4	1·8
XII	—	0·8	0·0	5·6	—	—	—	0·5	0·0	0·0	0·0	0·0
XIII	13·3	0·0	0·2	0·0	0·0	0·0	7·6	7·0	2·1	0·0	0·0	8·0
XIV	0·5	0·8	1·3	—	0·0	—	—	0·0	0·4	0·7	0·3	0·3
XV	0·0	0·2	0·3	0·3	—	—	—	1·2	0·0	0·7	0·0	0·0
XVI	0·0	0·0	0·1	0·3	—	—	—	—	—	—	—	0·0
XVII ...	0·0	0·0	0·1	0·2	0·0	0·0	0·0	0·0	0·0	0·1	0·1	0·1
XVIII ...	0·5	2·3	4·0	0·2	0·0	—	0·8	0·2	0·4	0·9	0·7	0·6
XIX	0·1	0·1	0·0	0·0	0·1	0·1	0·0	0·1	0·2	0·2	0·1	0·0
XX	0·3	0·0	0·0	0·0	0·0	0·0	—	0·0	0·0	0·0	0·0	0·0
XXIII ...	0·1	0·1	0·0	0·1	0·0	0·0	0·0	0·8	0·3	0·1	0·0	0·0
XXIV ...	0·0	0·3	0·0	—	0·4	0·0	0·0	0·1	0·0	0·2	0·5	0·0
XXV	0·0	0·0	0·0	0·0	0·0	0·0	0·0	0·0	0·0	0·0	0·0	0·0
XXVI ...	0·0	—	—	0·0	0·0	0·0	—	0·0	0·0	0·0	0·0	0·0
XXVII ...	—	—	—	—	0·0	—	—	0·0	0·0	0·0	0·0	0·0
XXVIII ...	—	—	—	—	—	—	—	—	—	0·0	0·0	0·0
XXIX ...	0·0	0·0	0·0	0·0	0·0	0·0	0·0	0·0	0·0	0·0	0·0	0·0
XXX ...	0·0	0·0	0·0	—	—	—	0·0	0·0	0·0	0·0	0·0	0·0
XXXI ...	0·0	0·0	0·0	—	0·0	0·0	0·0	0·0	0·0	0·0	0·0	0·0
XXXII ...	—	0·0	—	—	0·0	0·0	0·0	0·0	0·0	0·0	0·0	—
XXXIII ...	0·0	—	—	0·0	0·0	0·0	0·0	0·0	0·0	0·0	0·0	0·0
XXXIV ...	—	—	—	0·0	—	—	—	—	—	—	—	—
XXXV ...	—	0·0	—	—	—	—	—	—	—	—	—	—
XXXVI ...	0·0	0·0	0·0	—	0·0	0·0	0·0	—	0·0	0·0	0·0	—
XXXVII ...	0·0	0·0	—	0·0	—	—	—	—	0·0	—	—	—
XXXVIII ...	—	0·0	—	—	—	—	0·0	—	0·0	—	—	0·0
XL	—	—	—	—	—	—	—	—	—	0·0	—	—
XLI	0·0	—	—	—	—	—	—	—	—	—	—	0·0
XLII ...	—	—	—	—	—	—	—	0·0	—	—	—	—
B	—	—	—	—	—	—	—	—	—	—	—	22·5
C	0·0	0·0	0·0	0·0	0·4	0·0	0·0	0·0	0·0	—	0·0	0·0
D	—	0·7	1·0	6·9	0·0	3·0	0·0	0·0	—	6·2	0·0	0·0
J	—	—	—	—	0·0	0·0	0·0	0·0	—	0·0	—	0·0
K	7·0	1·0	3·7	0·9	—	0·0	0·9	—	—	—	—	—
Faroe ...	0·4	0·7	0·0	0·1	0·0	0·0	0·2	0·0	0·0	0·0	0·0	0·0
Iceland ...	0·0	—	—	0·0	0·0	0·3	0·0	0·0	0·0	0·0	—	—

Average Catch of Total Megrims, in cwts., per 100 hours' fishing (Aberdeen Trawlers)—1904.

Area.	Jan.	Feb.	Mar.	April.	May.	June.	July.	Aug.	Sept.	Oct.	Nov.	Dec.
VI	—	—	30·1	17·7	27·4	—	—	—	—	—	—	—
VII	—	0·7	10·6	16·3	4·3	—	—	—	—	—	—	—
VIII	—	—	7·7	6·7	—	—	—	—	—	—	—	—
IX	—	5·0	—	—	—	—	0·7	—	0·1	—	1·1	—
X	10·6	7·9	10·6	5·7	4·0	0·6	0·0	0·1	21·3	26·7	5·1	5·0
XI	0·3	3·5	5·0	12·4	9·6	—	—	0·7	2·2	0·4	2·5	5·6
XII	—	5·6	1·2	14·5	—	—	—	4·5	0·0	0·3	0·5	0·7
XIII	37·7	3·6	4·0	0·0	0·0	0·0	45·6	34·7	10·3	0·8	0·0	31·4
XIV	2·0	3·3	5·0	—	0·0	—	—	2·7	4·2	5·9	3·0	2·0
XV	0·5	1·8	1·0	1·3	—	—	—	2·9	1·6	2·5	1·3	0·6
XVI	0·0	0·2	0·5	1·4	—	—	—	—	—	—	—	0·2
XVII... ...	0·3	0·4	1·3	1·1	0·1	0·6	0·6	0·6	0·7	1·3	1·2	1·9
XVIII ...	2·2	8·1	14·0	1·3	0·0	—	5·4	4·2	5·1	4·0	3·6	3·3
XIX	0·7	0·6	0·1	0·8	0·9	2·0	1·5	2·8	0·5	1·9	3·0	0·2
XX	2·0	0·3	0·2	0·1	0·0	0·0	—	0·0	0·0	0·0	0·0	0·0
XXIII ...	1·0	1·4	0·8	0·7	0·6	0·1	0·4	0·5	1·7	0·9	0·6	0·7
XXIV ...	0·0	1·5	0·0	—	1·7	1·4	2·9	1·7	2·3	2·3	2·1	0·2
XXV... ...	0·0	0·0	0·0	0·0	0·0	0·0	0·1	0·0	0·0	0·0	0·9	0·0
XXVI ...	0·0	—	—	0·0	0·0	0·0	—	0·0	0·0	0·0	0·0	0·0
XXVII ...	—	—	—	—	0·0	—	—	0·0	0·1	0·0	0·0	0·2
XXVIII ...	—	—	—	—	—	—	—	—	—	0·9	0·0	0·0
XXIX ...	1·1	1·0	0·9	0·2	0·3	0·3	0·1	0·0	0·0	0·2	0·2	1·6
XXX... ...	0·0	0·0	0·0	—	—	—	0·0	0·0	0·1	0·0	0·0	0·1
XXXI ...	0·1	0·0	0·0	—	0·0	0·1	0·0	0·0	0·0	0·0	0·0	0·0
XXXII ...	—	0·0	—	—	0·0	0·2	0·0	0·0	0·0	0·0	0·2	—
XXXIII ...	0·0	—	—	0·0	0·0	0·0	0·0	0·0	0·0	0·0	0·0	—
XXXIV ...	—	—	—	0·0	—	—	—	—	—	—	—	—
XXXV ...	—	0·0	—	—	—	—	—	—	—	—	—	—
XXXVI ...	0·0	0·1	0·0	—	0·0	0·0	0·0	—	0·0	0·0	0·0	—
XXXVII ...	0·0	0·0	—	0·2	—	—	—	—	0·0	—	—	—
XXXVIII ...	—	0·0	—	—	—	—	0·0	—	0·0	—	—	0·0
XL	—	—	—	—	—	—	—	—	—	0·2	—	—
XLI	0·0	—	—	—	—	—	—	—	—	—	—	0·0
XLII... ...	—	—	—	—	—	—	—	0·0	—	—	—	—
B	—	—	—	—	—	—	—	—	—	—	—	72·5
C	0·8	0·6	0·4	0·6	0·5	0·3	0·4	0·1	0·0	—	0·0	0·1
D	—	2·5	4·4	18·4	0·4	9·7	0·1	0·0	—	31·2	0·0	0·0
J	—	—	—	—	0·1	0·0	0·0	1·5	—	0·5	—	0·0
K	21·5	12·3	18·5	4·0	—	1·4	2·1	—	—	—	—	—
Faroe ...	1·4	1·4	0·0	0·1	0·0	0·0	0·5	0·0	0·0	0·0	0·2	0·0
Iceland ...	0·0	—	—	0·0	20·2	18·3	16·6	15·4	0·0	0·0	—	—

Average Catch of Skate, in cwts., per 100 hours' fishing (Aberdeen Trawlers)—1904.

Area.	Jan.	Feb.	Mar.	April.	May.	June.	July.	Aug.	Sept.	Oct.	Nov.	Dec.
VI	—	—	30·4	11·9	16·9	—	—	—	—	—	—	—
VII	—	4·0	2·8	10·9	0·4	—	—	—	—	—	—	—
VIII	—	—	15·5	12·8	—	—	—	—	—	—	—	—
IX	—	0·6	—	—	—	—	7·6	—	38·0	—	35·9	—
X	13·5	21·9	13·5	10·6	3·4	14·1	4·8	8·5	15·1	22·0	19·6	14·0
XI	5·7	16·7	7·9	8·6	7·5	—	—	6·2	16·0	12·0	8·2	10·7
XII	—	14·0	5·0	12·2	—	—	—	6·4	0·1	5·6	11·8	12·7
XIII	29·5	7·1	11·7	5·0	1·2	2·0	16·0	16·6	14·6	9·3	1·6	37·8
XIV	6·7	8·8	4·9	—	6·0	—	—	12·6	6·7	9·7	8·7	6·7
XV	4·7	6·0	6·0	3·1	—	—	—	2·3	3·9	6·7	8·5	7·7
XVI	2·6	9·0	2·6	4·0	—	—	—	—	—	—	—	0·0
XVII... ...	23·7	5·2	4·1	4·4	7·8	14·1	7·1	16·4	10·1	8·0	15·0	14·9
XVIII ...	8·2	1·0	13·9	8·4	3·6	—	11·2	6·5	8·0	12·5	8·7	5·6
XIX ...	5·4	3·4	6·2	5·7	4·0	5·0	5·4	8·9	4·1	8·4	9·3	3·9
XX	6·1	6·3	3·8	3·2	4·3	4·0	—	1·1	2·3	3·0	6·7	3·5
XXIIII ...	0·6	6·6	4·7	6·0	5·7	4·7	7·6	8·9	7·9	6·2	4·8	3·7
XXIV ...	8·3	8·3	6·1	—	5·1	5·6	5·9	11·1	7·3	8·8	5·3	4·8
XXV	2·9	5·0	5·0	1·5	2·2	0·4	1·8	2·4	2·9	2·4	3·2	4·2
XXVI ...	2·6	—	—	3·6	4·5	0·0	—	1·9	2·1	2·6	4·0	5·6
XXVII ...	—	—	—	—	2·2	—	—	5·0	2·7	4·2	4·5	8·1
XXVIII ..	—	—	—	—	—	—	—	—	—	5·9	2·1	15·3
XXIX ...	5·0	6·0	3·4	3·8	3·8	2·4	1·2	1·8	3·0	4·4	3·4	2·9
XXX... ...	4·3	2·1	0·4	—	—	—	0·7	0·7	1·0	1·3	1·6	1·7
XXXI ...	4·1	4·5	1·7	—	0·3	0·4	0·5	1·3	1·0	1·7	1·4	3·7
XXXII ...	—	0·0	—	—	2·4	0·0	0·0	0·4	0·8	1·2	1·0	—
XXXIII ...	84·0	—	—	1·1	1·2	1·3	2·4	1·1	2·5	6·0	0·0	—
XXXIV ...	—	—	—	1·9	—	—	—	—	—	—	—	—
XXXV ...	—	3·3	—	—	—	—	—	—	—	—	—	—
XXXVI ...	1·3	2·2	2·2	—	1·1	0·0	0·4	—	0·0	4·4	2·4	—
XXXVII ...	0·0	0·0	—	0·0	—	—	—	—	1·1	—	—	—
XXXVIII ...	—	2·0	—	—	—	—	0·5	—	0·0	—	—	3·3
XL	—	—	—	—	—	—	—	—	—	2·9	—	—
XLI	1·7	—	—	—	—	—	—	—	—	—	—	0·0
XLII... ...	—	—	—	—	—	—	—	1·8	—	—	—	—
B	—	—	—	—	—	—	—	—	—	—	—	97·5
C	7·5	6·8	10·8	0·9	6·6	11·9	12·7	11·4	6·7	—	233·4	13·6
D	—	16·4	8·2	33·2	4·8	18·2	11·2	25·0	—	59·3	7·6	5·5
J	—	—	—	—	6·1	1·2	11·7	0·0	—	17·0	—	16·7
K	104·0	41·7	21·0	7·7	—	8·3	20·2	—	—	—	—	—
Faroe ...	4·7	2·6	3·2	2·5	2·1	1·4	2·0	14·1	5·6	1·7	3·2	1·5
Iceland ...	0·0	—	—	0·0	0·6	1·2	7·0	6·7	0·0	0·0	—	—

Average Catch of Gurnard, in cwts., per 100 hours' fishing (Aberdeen Trawlers)—1904.

Area.	Jan.	Feb.	Mar.	April.	May.	June.	July.	Aug.	Sept.	Oct.	Nov.	Dec.
VI	—	—	0·0	0·5	0·0	—	—	—	—	—	—	—
VII	—	0·0	0·0	0·2	0·0	—	—	—	—	—	—	—
VIII	—	—	0·0	0·0	—	—	—	—	—	—	—	—
IX	—	3·1	—	—	—	—	0·0	—	0·0	—	3·3	—
X	0·0	7·8	0·0	16·9	0·0	0·0	0·0	15·5	0·3	1·9	0·0	4·8
XI	0·0	0·0	0·5	0·7	0·0	—	—	0·0	0·8	0·0	0·0	0·1
XII	—	0·5	0·0	1·7	—	—	—	0·0	0·0	0·0	0·0	0·2
XIII	0·4	0·0	0·0	0·0	0·0	0·0	0·0	0·1	0·0	5·5	0·0	0·0
XIV	0·6	0·5	0·9	—	1·0	—	—	0·1	0·3	0·5	0·3	0·0
XV	0·0	0·0	0·0	0·0	—	—	—	0·0	0·0	0·0	0·4	0·1
XVI	0·0	—	0·0	0·0	—	—	—	—	—	—	—	0·0
XVII ...	0·0	0·1	0·1	0·7	0·0	0·6	0·7	1·1	0·0	6·9	2·7	4·3
XVIII ...	0·3	0·1	0·8	0·3	0·0	—	1·8	0·0	0·0	0·0	0·0	0·1
XIX	0·0	0·0	0·4	0·0	0·0	0·0	0·0	0·0	0·0	0·0	0·4	0·1
XX	0·0	0·1	0·1	0·0	0·0	0·0	—	0·0	0·0	0·0	0·0	0·7
XXIII ...	0·0	0·1	0·4	0·6	0·4	0·0	0·0	0·9	1·4	1·1	0·6	3·1
XXIV ...	0·0	0·7	2·6	—	0·0	0·0	0·0	0·5	0·0	0·3	0·5	0·6
XXV	0·0	0·0	0·0	0·0	0·4	0·0	0·0	0·0	0·0	0·0	0·0	0·3
XXVI ...	0·0	—	—	0·0	0·0	0·0	—	0·0	0·0	0·0	0·4	0·4
XXVII ...	—	—	—	—	0·0	—	—	0·0	0·1	0·1	0·0	0·0
XXVIII ...	—	—	—	—	—	—	—	—	—	2·0	0·3	0·0
XXIX ...	0·3	1·2	3·0	1·4	1·1	0·1	0·1	1·2	2·1	3·4	4·7	1·6
XXX ...	0·0	0·0	0·0	—	—	—	0·0	0·0	0·0	0·0	0·3	0·0
XXXI ...	0·6	0·0	0·0	—	0·0	0·7	0·0	0·0	0·0	0·0	0·0	0·0
XXXII ...	—	0·0	—	—	0·0	0·0	0·0	0·0	0·0	0·0	0·0	—
XXXIII ...	0·0	—	—	0·0	0·0	0·0	0·0	0·0	0·0	0·0	0·0	—
XXXIV ...	—	—	—	0·0	—	—	—	—	—	—	—	—
XXXV ...	—	0·0	—	—	—	—	—	—	—	—	—	—
XXXVI ...	0·0	0·0	0·0	—	0·0	0·0	0·0	—	0·0	0·0	0·0	—
XXXVII ...	0·0	0·0	—	0·0	—	—	—	—	0·0	—	—	—
XXXVIII ...	—	2·0	—	—	—	—	0·0	—	0·0	—	—	0·0
XL	—	—	—	—	—	—	—	—	—	0·0	—	—
XLI	0·0	—	—	—	—	—	—	—	—	—	—	0·0
XLII	—	—	—	—	—	—	—	0·0	—	—	—	—
B	—	—	—	—	—	—	—	—	—	—	—	0·0
C	0·0	0·0	0·0	0·6	0·1	0·3	0·4	0·0	0·0	—	0·0	2·7
D	—	1·1	0·0	7·0	0·4	0·4	0·8	0·0	—	25·0	0·0	0·0
J	—	—	—	—	0·0	0·0	0·0	0·0	—	2·0	—	0·0
K	0·0	3·7	2·8	6·3	—	0·0	0·0	—	—	—	—	—
Faroe ...	2·9	0·0	0·0	0·0	0·0	0·0	0·0	0·0	0·0	0·0	0·0	0·0
Iceland ...	0·0	—	—	0·0	0·0	0·0	0·0	0·0	0·0	0·0	—	—

Average Catch of Catfish, in cwts., per 100 hours' fishing (Aberdeen Trawlers)—1904.

Area.	Jan.	Feb.	Mar.	April.	May.	June.	July.	Aug.	Sept.	Oct.	Nov.	Dec
VI	—	—	0·7	1·6	0·0	—	—	—	—	—	—	—
VII	—	0·0	2·8	1·8	6·0	—	—	—	—	—	—	—
VIII	—	—	0·0	0·0	—	—	—	—	—	—	—	—
IX	—	0·0	—	—	—	—	3·3	—	0·0	—	0·1	—
X	0·1	0·3	2·2	3·5	6·0	10·7	2·6	0·2	0·5	0·2	0·5	0·0
XI	0·3	0·2	2·1	2·3	1·5	—	—	2·3	0·2	0·5	0·7	1·4
XII	—	0·3	2·5	1·1	—	—	—	2·1	0·0	0·0	0·7	0·1
XIII	0·2	1·8	3·3	2·5	0·0	3·0	1·2	0·2	0·2	0·0	0·0	0·0
XIV	0·3	1·3	3·3	—	1·0	—	—	7·0	1·6	0·9	0·6	0·6
XV	0·2	0·9	1·7	3·7	—	—	—	3·5	3·3	0·7	0·0	0·3
XVI	0·2	1·5	2·4	1·1	—	—	—	—	—	—	—	0·3
XVII... ...	1·0	4·2	7·0	6·2	2·0	3·1	3·1	2·9	0·1	0·2	0·1	0·1
XVIII ...	0·3	0·5	1·6	6·1	0·3	—	0·6	1·3	1·7	0·4	0·2	0·2
XIX	0·2	0·7	2·5	1·4	0·8	0·9	0·5	1·2	1·2	1·1	0·3	0·1
XX	0·8	2·2	3·8	7·5	18·4	19·1	—	0·6	0·4	0·4	0·7	0·3
XXIII ...	0·6	1·6	2·7	5·3	4·1	4·2	2·8	1·1	0·6	0·4	0·3	0·5
XXIV ...	1·3	0·4	2·6	—	6·3	4·4	1·1	1·9	0·8	0·5	0·6	0·7
XXV... ...	0·4	0·0	25·0	14·2	14·1	1·3	8·1	3·4	0·7	0·5	0·4	1·3
XXVI ...	0·2	—	—	8·9	12·5	6·0	—	4·2	1·6	0·4	0·9	0·1
XXVII ...	—	—	—	—	13·9	—	—	6·9	1·2	0·5	0·6	0·4
XXVIII ...	—	—	—	—	—	—	—	—	—	1·5	1·0	0·3
XXIX ...	1·3	1·9	2·0	2·9	3·7	3·2	1·9	1·1	0·6	0·7	0·4	1·0
XXX... ...	0·8	1·3	2·8	—	—	—	2·4	0·6	1·0	0·5	0·9	0·9
XXXI ...	1·2	3·8	6·2	—	11·9	9·0	5·7	2·1	1·1	0·5	0·8	0·0
XXXII ...	—	3·2	—	—	12·9	16·6	6·1	2·1	1·8	0·5	0·4	—
XXXIII ...	4·0	—	—	8·8	17·5	8·7	2·6	0·5	0·8	1·0	0·0	—
XXXIV ...	—	—	—	9·3	—	—	—	—	—	—	—	—
XXXV ...	—	1·6	—	—	—	—	—	—	—	—	—	—
XXXVI ...	0·5	4·1	2·4	—	5·2	5·0	4·0	—	0·9	0·3	0·3	—
XXXVII ...	0·0	1·0	—	9·2	—	—	—	—	1·1	—	—	—
XXXVIII ...	—	0·5	—	—	—	—	7·5	—	0·0	—	—	0·6
XL	—	—	—	—	—	—	—	—	—	1·2	—	—
XLI	0·0	—	—	—	—	—	—	—	—	—	—	0·0
XLII... ...	—	—	—	—	—	—	—	1·8	—	—	—	—
B	—	—	—	—	—	—	—	—	—	—	—	0·0
C	0·0	0·0	0·0	0·0	0·8	1·3	0·7	0·1	0·0	—	0·0	0·0
D	—	0·1	0·0	2·2	0·7	1·0	0·8	0·1	—	0·0	0·0	0·0
J	—	—	—	—	0·0	0·0	0·0	1·0	—	0·0	—	0·0
K	0·0	0·1	0·1	0·6	—	0·0	1·2	—	—	—	—	—
Faroe ...	2·0	17·8	26·4	27·8	23·7	32·3	56·0	0·7	0·0	0·4	0·0	—
Iceland ...	0·0	—	—	0·0	2·0	8·0	3·5	4·2	263·9	3·0	—	—

AVERAGE CATCH OF MONK, IN CWTS., PER 100 HOURS' FISHING (ABERDEEN TRAWLERS)—1904.

Area.	Jan.	Feb.	Mar.	April.	May.	June.	July.	Aug.	Sept.	Oct.	Nov.	Dec.
VI	—	—	3·3	2·5	0·0	—	—	—	—	—	—	—
VII	—	0·0	1·0	1·8	0·0	—	—	—	—	—	—	—
VIII	—	—	1·6	1·5	—	—	—	—	—	—	—	—
IX	—	0·0	—	—	—	—	0·0	—	0·0	—	0·0	—
X	3·3	4·4	5·3	1·0	0·0	0·3	0·0	2·3	35·6	2·4	3·2	1·5
XI	0·7	3·8	3·6	2·6	1·3	—	—	0·0	2·4	2·7	0·0	0·2
XII	—	5·2	0·0	0·0	—	—	—	0·0	0·0	22·8	2·1	1·1
XIII	4·6	0·0	0·0	0·0	0·0	0·0	5·6	4·4	1·4	3·3	0·0	15·5
XIV	3·6	3·5	1·9	—	8·0	—	—	0·2	1·0	2·4	4·2	3·2
XV	3·1	3·6	2·2	1·4	—	—	—	0·0	1·5	1·6	2·3	1·7
XVI	0·0	2·0	0·8	0·7	—	—	—	—	—	—	—	2·6
XVII... ...	3·0	2·4	1·3	1·2	1·2	0·6	0·3	1·1	0·0	0·0	0·3	0·1
XVIII ...	8·3	4·1	7·9	2·9	2·4	—	1·0	0·1	2·8	3·4	3·9	0·4
XIX	3·3	4·0	1·5	8·0	8·4	6·6	3·3	3·2	0·0	2·7	5·2	21·2
XX	5·1	1·6	0·3	0·8	0·3	0·2	—	0·0	1·1	0·5	0·7	0·7
XXIII ...	3·5	4·9	2·5	4·1	2·1	4·2	2·2	2·4	2·8	2·8	1·7	4·7
XXIV ...	0·1	6·5	0·9	—	6·9	5·0	2·8	2·5	1·6	2·7	4·2	1·0
XXV... ...	0·0	2·0	1·2	0·0	0·1	0·2	0·3	0·0	0·2	0·0	0·1	0·7
XXVI ...	0·0	—	—	0·0	0·1	0·0	—	0·0	0·0	0·0	0·9	1·8
XXVII ...	—	—	—	—	0·0	—	—	0·0	0·2	0·0	0·0	0·3
XXVIII ...	—	—	—	—	—	—	—	—	—	1·7	1·4	2·2
XXIX ...	4·5	5·3	4·5	5·2	5·1	5·4	1·6	2·6	2·6	2·8	5·0	4·9
XXX... ...	0·9	0·8	0·8	—	—	—	0·0	0·3	0·2	0·0	1·0	1·1
XXXI ...	0·3	0·2	0·2	—	0·1	0·1	0·1	0·1	0·4	0·3	0·3	0·6
XXXII ...	—	0·0	—	—	0·3	0·0	0·0	0·0	0·1	0·1	0·3	—
XXXIII ...	0·0	—	—	0·0	0·0	0·0	0·0	0·0	0·0	0·0	0·0	—
XXXIV ...	—	—	—	0·0	—	—	—	—	—	—	—	—
XXXV ...	—	3·3	—	—	—	—	—	—	—	—	—	—
XXXVI ...	0·0	0·0	4·2	—	0·0	0·0	0·1	—	0·0	0·0	0·0	—
XXXVII ...	0·0	0·0	—	0·0	—	—	—	—	0·0	—	—	—
XXXVIII ...	—	0·0	—	—	—	—	0·0	—	0·0	—	—	0·0
XL	—	—	—	—	—	—	—	—	—	0·0	—	—
XLI	0·0	—	—	—	—	—	—	—	—	—	—	0·0
XLII... ...	—	—	—	—	—	—	—	0·0	—	—	—	—
B	—	—	—	—	—	—	—	—	—	—	—	35·0
C	0·0	0·0	0·0	0·0	0·0	0·2	0·1	0·0	0·0	—	0·0	0·0
D	—	0·7	0·0	0·0	0·0	0·2	0·2	0·0	—	9·4	0·2	0·0
J	—	—	—	—	0·0	0·9	0·0	0·0	—	0·0	—	0·0
K	0·0	4·8	2·5	0·7	—	0·0	4·8	—	—	—	—	—
Faroe... ...	1·6	0·7	0·0	0·3	0·4	0·6	0·7	0·0	0·0	0·0	0·0	0·0
Iceland ...	0·0	—	—	0·0	0·0	0·0	0·0	0·0	0·0	0·0	—	—

Average Catch of Eel, in cwts., per 100 hours' fishing (Aberdeen Trawlers)—1904.

Area.	Jan.	Feb.	Mar.	April.	May.	June.	July.	Aug.	Sept.	Oct.	Nov.	Dec.
VI	—	—	0·1	0·0	0·0	—	—	—	—	—	—	—
VII	—	0·0	0·0	0·0	0·0	—	—	—	—	—	—	—
VIII	—	—	0·0	0·0	—	—	—	—	—	—	—	—
IX	—	0·0	—	—	—	—	0·1	—	0·3	—	0·0	—
X	0·0	0·0	0·0	0·0	0·0	0·0	0·0	0·0	0·0	0·0	0·1	0·0
XI	0·0	0·0	0·0	0·0	0·0	—	—	0·0	0·0	0·0	0·0	0·0
XII	—	0·0	0·0	0·0	—	—	—	0·0	0·0	0·0	0·0	0·0
XIII	0·0	0·0	0·0	0·2	0·0	0·0	0·2	0·0	0·0	0·3	0·0	0·0
XIV	0·0	0·0	0·0	—	0·0	—	—	0·0	0·0	0·0	0·0	0·0
XV	0·0	0·0	0·0	0·0	—	—	—	0·0	0·0	0·0	0·0	0·0
XVI	0·0	—	0·0	0·0	—	—	—	—	—	—	—	0·0
XVII... ...	0·5	0·4	0·1	0·0	0·1	0·1	0·3	0·2	0·1	0·0	0·7	0·6
XVIII ...	0·0	0·0	0·0	0·0	0·0	—	0·1	0·0	0·0	0·0	0·0	0·1
XIX	0·0	0·0	0·0	0·0	0·0	0·0	0·0	0·0	0·0	0·0	0·0	0·0
XX	0·0	0·0	0·0	0·0	0·0	0·0	—	0·0	0·0	0·0	0·0	0·0
XXIII ...	0·2	0·1	0·3	0·0	0·0	0·0	0·0	0·0	0·0	0·0	0·1	0·1
XXIV ...	0·0	0·0	0·0	—	0·0	0·0	0·0	0·0	0·0	0·0	0·0	0·0
XXV... ...	0·0	0·0	0·0	0·0	0·0	0·0	0·0	0·0	0·0	0·0	0·0	0·0
XXVI ...	0·1	—	—	0·0	0·0	0·0	—	0·0	0·0	0·0	0·0	0·0
XXVII ...	—	—	—	—	0·0	—	—	0·0	0·0	0.0	0·0	0·0
XXVIII ...	—	—	—	—	—	—	—	—	—	0·2	0·2	0·0
XXIX ...	0·0	0·0	0·0	0·0	0·0	0·0	0·0	0·0	0·0	0·0	0·0	0·1
XXX... ...	0·0	0·0	0·0	—	—	—	0·0	0·0	0·0	0·0	0·0	0·0
XXXI ...	0·0	0·0	0·0	—	0·0	0·0	0·0	0·0	0·0	0·0	0·0	0·0
XXXII ...	—	0·0	—	—	0·0	0·0	0·0	0·0	0·0	0·0	0·0	—
XXXIII ...	0·0	—	—	0·0	0·0	0·0	0·0	0·0	0·0	0·0	0·0	—
XXXIV ...	—	—	—	0·0	—	—	—	—	—	—	—	—
XXXV ...	—	0·0	—	—	—	—	—	—	—	—	—	—
XXXVI ...	0·0	0·0	0·0	—	0·0	0·0	0·0	—	0·0	0·0	0·0	—
XXXVII ...	0·0	0·0	—	0·0	—	—	—	—	0·0	—	—	—
XXXVIII ...	—	0·0	—	—	—	—	0·0	—	0·0	—	—	0·0
XL	—	—	—	—	—	—	—	—	—	0·0	—	—
XLI	0·0	—	—	—	—	—	—	—	—	—	—	0·0
XLII	—	—	—	—	—	—	—	0·0	—	—	—	—
B	—	—	—	—	—	—	—	—	—	—	—	0·0
C	0·0	0·5	0·0	0·0	0·0	0·0	0·0	0·1	0·0	—	0·0	0·1
D	—	0·2	0·0	0·1	0·1	0·3	0·0	0·2	—	7·0	0·4	0·0
J	—	—	—	—	0·0	0·0	0·0	0·0	—	0·0	—	0·0
K	8·0	0·6	0·2	0·0	—	0·7	0·3	—	—	—	—	—
Faroe ...	0·0	0·0	0·0	0·0	0·0	0·0	0·0	0·0	0·0	0·0	0·0	0·0
Iceland ...	0·0	—	—	0·0	0·0	0·0	0·0	0·0	0·0	0·0	—	—

Average Catch of Squid, in cwts., per 100 hours' fishing (Aberdeen Trawlers)—1904.

Area.	Jan.	Feb.	Mar.	April.	May.	June.	July.	Aug.	Sept.	Oct.	Nov.	Dec.
VI	—	—	0·0	0·0	0·0	—	—	—	—	—	—	—
VII	—	0·0	0·0	0·0	0·0	—	—	—	—	—	—	—
VIII	—	—	0·0	0·0	—	—	—	—	—	—	—	—
IX	—	0·0	—	—	—	—	0·0	—	0·0	—	0·5	—
X	0·2	0·2	0·0	0·0	0·0	0·0	0·0	0·0	0·0	0·0	0·2	1·4
XI	0·6	0·0	0·0	0·0	0·0	0·0	—	0·0	0·0	0·0	0·0	0·0
XII	—	0·2	0·0	0·0	—	—	—	0·0	0·0	0·0	0·0	0·1
XIII	0·8	0·0	0·0	0·0	0·0	0·0	0·0	0·0	0·0	0·0	0·0	1·1
XIV	0·7	0·1	0·0	—	0·0	—	—	0·0	0·0	0·0	0·5	0·7
XV	0·6	0·2	0·0	0·0	—	—	—	0·0	0·0	0·0	0·5	1·2
XVI	0·0	0·2	0·0	0·0	—	—	—	—	—	—	—	1·1
XVII... ...	0·3	0·4	0·1	0·0	0·0	0·0	0·0	0·0	0·0	0·1	0·6	2·6
XVIII ...	0·5	0·1	0·0	0·0	0·0	—	0·0	0·0	0·0	0·0	1·4	2·7
XIX	0·5	0·5	0·0	0·0	0·0	0·0	0·0	0·0	0·0	0·0	1·5	21·3
XX	0·0	0·0	0·0	0·0	0·0	0·0	—	0·0	0·0	0·0	0·1	1·0
XXIII ...	0·5	0·1	0·0	0·0	0·0	0·0	0·0	0·0	0·0	0·5	0·0	2·2
XXIV ...	0·6	0·3	0·0	—	0·0	0·0	0·0	0·0	0·1	0·3	1·2	1·4
XXV... ...	2·1	0·0	0·0	0·0	0·0	0·0	0·0	0·0	0·0	0·0	0·0	1·1
XXVI ..	0·0	—	—	0·0	0·0	0·0	—	0·0	0·0	0·0	0·0	0·7
XXVII ...	—	—	—	—	0·0	—	—	0·0	0·0	0·0	0·0	0·8
XXVIII ...	—	—	—	—	—	—	—	—	—	2·8	1·8	0·9
XXIX ...	0·6	0·3	0·0	0·0	0·0	0·0	0·0	0·0	0·0	0·3	2·2	2·1
XXX... ...	0·4	0·3	0·0	—	—	—	0·0	0·0	0·0	0·0	0·6	1·3
XXXI ...	0·0	0·0	0·0	—	0·0	0·0	0·0	0·0	0·0	0·0	0·0	1·2
XXXII ...	—	0·0	—	—	0·0	0·0	0·0	0·0	0·0	0·0	0·0	—
XXXIII ...	0·0	—	—	0·0	0·0	0·0	0·0	0·0	0·0	0·0	0·0	—
XXXIV ...	—	—	—	0·0	—	—	—	—	—	—	—	—
XXXV ...	—	1·2	—	—	—	—	—	—	—	—	—	—
XXXVI ...	0·1	0·0	0·0	—	0·0	0·0	0·0	—	0·0	0·0	0·7	—
XXXVII ...	0·0	0·0	—	0·0	—	—	—	—	0·0	—	—	—
XXXVIII ...	—	0·0	—	—	—	—	0·0	—	0·0	—	—	1·7
XL	—	—	—	—	—	—	—	—	—	0·0	—	—
XLI	0·0	—	—	—	—	—	—	—	—	—	—	0·4
XLII... ...	—	—	—	—	—	—	—	0·0	—	—	—	—
B	—	—	—	—	—	—	—	—	—	—	—	0·9
C	1·4	2·2	0·0	0·0	0·0	0·0	0·0	0·0	0·0	—	25·0	6·9
D	—	0·1	0·0	0·0	0·0	0·0	0·0	0·0	—	1·6	0·0	3·5
J	—	—	—	—	0·0	0·0	0·0	0·0	—	0·0	—	12·5
K	0·0	0·1	0·0	0·0	—	0·0	0·0	—	—	—	—	—
Faroe... ...	0·2	2·1	0·0	0·0	0·0	0·0	0·0	0·0	0·0	0·0	0·0	0·0
Iceland ...	0·0	—	—	0·0	0·0	0·0	0·0	0·0	0·0	0·0	—	—

AVERAGE VALUE OF CATCH, IN POUNDS STERLING, PER 100 HOURS' FISHING (ABERDEEN TRAWLERS)—1904.

Area.	Jan.	Feb.	Mar.	April.	May.	June.	July.	Aug.	Sept.	Oct.	Nov.	Dec.
VI	—	—	206·1	206·9	119·5	—	—	—	—	—	—	—
VII	—	94·0	175·5	207·6	65·7	—	—	—	—	—	—	—
VIII	—	—	163·3	199·8	—	—	—	—	—	—	—	—
IX	—	218·9	—	—	—	—	111·1	—	80·0	—	114·5	—
X	295·1	225·9	230·1	351·3	147·6	194·3	134·9	146·1	174·9	183·5	178·3	176·3
XI	188·2	188·4	166·5	208·0	114·5	—	—	116·1	105·3	143·8	189·0	140·4
XII	—	198·0	214·0	246·7	—	—	—	159·1	43·9	119·9	225·0	112·8
XIII	189·2	204·2	110·7	97·2	359·4	135·8	168·4	146·5	120·5	167·2	117·2	196·1
XIV	140·5	162·9	152·0	—	47·3	—	—	150·6	128·4	134·7	172·0	129·4
XV	136·3	173·9	144·1	162·9	—	—	—	92·9	190·8	91·9	159·4	120·6
XVI	150·1	165·6	122·5	169·2	—	—	—	—	—	—	—	116·0
XVII... ...	195·1	196·0	143·8	166·6	170·6	180·8	109·2	155·2	124·0	125·4	168·0	140·4
XXVIII ...	138·0	138·1	93·7	225·7	156·0	—	91·8	94·3	99·7	100·1	129·0	122·1
XIX	121·0	157·2	121·6	128·3	84·2	92·3	78·2	100·5	104·5	73·4	128·6	106·4
XX	209·7	216·4	134·6	208·1	103·0	70·0	—	87·2	102·0	106·9	210·9	124·9
XXIII ...	108·6	104·4	98·4	120·8	82·3	98·6	63·5	103·1	91·8	99·1	103·3	100·1
XXIV ...	192·1	138·2	102·7	—	107·4	89·2	80·1	125·6	108·8	86·9	113·9	95·7
XXV	222·8	157·2	288·5	112·3	83·3	80·8	65·0	84·7	68·3	110·2	106·8	107·5
XXVI ...	98·4	—	—	140·0	67·5	113·1	—	103·6	119·9	148·1	128·9	133·4
XXVII ...	—	—	—	—	67·6	—	—	186·1	141·6	161·3	187·5	208·4
XXVIII ...	—	—	—	—	—	—	—	—	—	90·1	104·9	129·7
XXIX ...	116·9	116·9	85·5	121·8	72·0	82·6	67·5	84·3	87·3	94·4	107·8	76·3
XXX	138·5	165·9	114·3	—	—	—	65·2	95·9	137·6	86·7	97·6	118·0
XXXI ...	136·6	202·4	135·2	—	100·4	78·0	76·1	78·4	86·7	91·6	103·6	86·7
XXXII ...	—	147·8	—	—	97·6	94·1	74·3	84·2	106·6	104·7	112·2	—
XXXIII ...	468·7	—	—	121·0	126·0	148·3	62·0	85·2	61·4	113·7	97·7	—
XXXIV ...	—	—	—	587·8	—	—	—	—	—	—	—	—
XXXV ...	—	183·0	—	—	—	—	—	—	—	—	—	—
XXXVI ...	146·1	183·8	172·4	—	43·6	117·6	58·5	—	77·6	91·4	92·6	—
XXXVII ...	163·3	99·4	—	103·6	—	—	—	—	198·0	—	—	—
XXXVIII ...	—	323·5	—	—	—	—	61·9	—	207·4	—	—	190·5
XL	—	—	—	—	—	—	—	—	—	100·0	—	—
XLI	171·3	—	—	—	—	—	—	—	—	—	—	—
XLII	—	—	—	—	—	—	—	86·5	—	—	—	—
B	—	—	—	—	—	—	—	—	—	—	—	218·1
C	442·9	577·7	502·7	256·8	270·0	202·8	177·5	255·3	186·3	—	640·8	252·0
D	—	262·8	276·6	193·5	251·2	215·2	167·4	305·6	—	154·2	80·9	574·3
J	—	—	—	—	278·3	146·9	114·7	581·8	—	99·6	—	393·4
K	277·3	393·5	169·7	207·1	—	109·7	151·5	—	—	—	—	—
Faroe ...	231·4	317·2	399·4	392·6	213·7	163·6	103·7	200·9	133·0	335·0	265·7	—
Iceland ...	689·8	—	—	1115·0	504·8	292·2	120·2	102·3	1095·8	152·7	—	—

Average Catch of Cod, in cwts., per 100 hours' fishing (Aberdeen Trawlers)—1905.

Area.	Jan.	Feb.	Mar.	April.	May.	June.	July.	Aug.	Sept.	Oct.	Nov.	Dec.
VI	—	—	15·0	8·0	—	—	—	—	35·1	41·8	—	—
VII	—	—	9·5	10·4	15·9	15·7	—	—	—	—	—	—
VIII	—	—	8·2	10·0	3·1	19·8	—	—	—	—	32·0	—
IX	—	—	92·0	—	—	58·0	—	—	—	—	—	—
X	40·4	15·7	23·7	21·1	72·1	62·6	104·0	34·0	29·1	23·9	25·5	37·0
XI	19·2	20·3	14·3	14·0	15·0	21·0	29·9	—	26·8	25·5	21·3	19·4
XII	17·5	14·6	13·6	12·6	14·8	17·3	59·1	—	18·6	13·8	12·5	12·6
XIII	203·4	32·2	97·9	41·7	67·2	57·2	88·2	9·6	33·3	34·7	49·9	—
XIV	19·2	20·1	25·7	15·5	14·3	34·8	48·1	28·9	21·7	22·5	20·5	17·7
XV	21·3	18·0	14·3	16·1	16·0	20·3	26·0	16·4	27·0	24·7	23·0	16·3
XVI	21·9	23·7	16·6	14·3	20·6	—	—	—	—	—	14·6	21·0
XVII... ...	64·0	39·2	63·9	92·0	24·6	66·2	87·0	40·4	11·7	24·8	—	29·0
XVIII ...	30·8	31·9	46·7	30·1	42·1	36·8	37·7	26·4	50·2	38·4	30·1	27·6
XIX	20·1	22·7	20·7	8·7	26·0	23·9	35·7	34·3	24·7	23·3	29·2	22·3
XX	21·7	17·9	18·6	17·9	24·7	18·3	16·0	17·1	13·5	10·5	10·6	16·2
XXII ...	—	—	—	—	—	—	—	—	—	3·9	24·4	14·4
XXIII ...	14·4	20·7	30·2	37·2	26·2	20·2	37·8	37·0	27·7	16·9	13·3	13·9
XXIV ...	39·7	49·2	42·9	41·1	24·2	5·2	48·1	37·6	28·0	32·9	43·2	20·4
XXV ...	22·3	32·3	—	—	34·6	8·9	16·7	12·8	13·6	12·8	9·8	14·4
XXVI ...	—	—	27·3	—	31·3	10·0	18·1	17·4	—	20·6	12·3	16·8
XXVII ...	24·7	—	—	—	—	41·7	16·8	24·1	19·2	36·2	17·8	34·3
XXVIII ...	—	14·3	—	—	43·3	14·8	11·5	—	—	14·8	18·8	27·4
XXIX ...	15·6	14·8	19·0	28·8	14·3	11·7	9·6	7·1	7·9	10·6	6·9	23·5
XXX... ...	24·6	21·4	21·8	—	—	—	20·2	5·0	—	21·6	16·2	5·9
XXXI ...	12·5	78·0	32·8	—	34·8	11·4	13·8	15·7	15·6	19·7	21·5	29·7
XXXII ...	—	92·9	—	—	16·6	—	8·2	20·7	13·1	8·4	—	—
XXXIII ...	13·6	—	—	—	—	—	—	—	—	—	—	—
XXXIV ...	—	—	—	—	—	—	—	—	—	—	7·3	—
XXXV ...	—	—	—	—	—	12·5	—	—	27·2	11·9	—	—
XXXVI ...	60·0	90·0	30·3	—	—	—	—	—	6·2	21·5	15·2	—
XXXVII ...	11·4	—	—	—	—	—	—	—	5·9	—	—	—
XXXVIII ...	—	—	—	—	—	13·9	—	—	6·0	—	—	—
XLIII ...	—	—	—	—	—	—	26·0	—	—	—	—	—
C	600·0	68·2	65·7	60·4	68·7	64·5	44·2	79·7	9·1	13·0	23·2	137·7
D	148·9	61·2	87·5	123·6	86·8	50·9	80·0	64·5	62·4	—	16·0	50·1
J	4·2	—	—	—	98·4	44·2	306·9	15·5	19·8	—	—	20·0
K	129·1	179·7	167·2	97·5	317·9	95·0	240·0	—	49·8	—	—	—
L	—	70·9	—	—	—	—	—	—	—	—	16·6	29·2
Barra Head ..	—	—	—	—	—	—	—	—	—	—	39·0	—
Minch ...	—	—	159·9	166·6	—	15·0	—	—	48·6	—	—	95·0
Western Grounds.	123·8	81·3	125·6	72·5	76·1	39·0	45·4	52·1	50·9	12·3	40·5	66·2
Faroe ...	49·4	—	952·0	539·2	163·1	108·5	107·0	49·8	56·7	—	208·7	—
Iceland ...	—	954·3	1370·9	1770·7	773·0	245·4	522·0	171·5	476·0	110·5	—	—

AVERAGE CATCH OF CODLING, IN CWTS., PER 100 HOURS' FISHING (ABERDEEN TRAWLERS)—1905.

Area.	Jan.	Feb.	Mar.	April.	May.	June.	July.	Aug.	Sept.	Oct.	Nov.	Dec.
VI	—	—	4·5	10·4	—	—	—	—	15·7	11·1	—	—
VII	—	—	7·6	7·8	11·1	8·0	—	—	—	—	—	—
VIII	—	—	15·8	7·3	4·5	20·3	—	—	—	—	11·7	—
IX	—	—	8·8	—	—	38·2	—	—	—	—	—	—
X	14·4	10·5	13·6	12·2	47·9	48·6	82·3	44·9	14·2	12·7	9·5	11·5
XI	25·6	22·2	18·8	14·3	16·0	14·5	19·4	—	10·8	17·8	16·5	18·8
XII	12·9	22·8	13·0	11·8	19·1	13·5	16·4	—	12·7	19·9	13·6	11·4
XIII	24·4	5·0	11·4	17·2	10·8	21·9	34·9	69·8	84·0	47·9	9·3	—
XIV	17·8	18·0	14·4	11·4	13·1	17·6	32·2	25·0	19·8	18·4	15·3	22·1
XV	25·3	24·5	24·6	16·6	20·9	19·9	21·6	16·4	12·4	17·6	19·3	17·8
XVI	16·3	16·1	11·0	6·1	17·0	—	—	—	—	—	15·3	13·1
XVII... ...	22·9	7·0	11·0	8·2	10·7	24·8	27·1	14·7	6·4	44·4	—	24·7
XVIII ...	12·7	9·8	5·1	6·4	6·7	10·4	13·0	10·0	7·4	9·8	17·0	21·0
XIX	18·6	11·4	10·7	5·7	9·4	25·6	23·8	18·9	12·9	8·7	9·8	12·7
XX	7·0	5·6	7·3	4·9	7·6	3·8	11·0	9·1	11·8	9·8	5·8	6·5
XXII... ...	—	—	—	—	—	—	—	—	—	2·4	4·4	6·5
XXIII ...	16·3	21·2	12·0	7·9	10·1	12·2	9·4	9·0	13·3	16·9	21·5	16·2
XXIV ...	23·2	29·9	9·1	25·6	6·5	4·2	6·0	4·4	6·2	8·0	13·4	12·8
XXV... ...	3·8	9·7	—	—	8·0	4·1	7·0	7·2	10·2	8·1	5·2	6·6
XXVI ...	—	—	10·2	—	14·3	5·0	5·9	11·0	—	14·3	8·0	8·2
XXVII ...	10·3	—	—	—	—	22·2	15·9	30·4	19·9	21·5	8·8	10·6
XXVIII ...	—	31·0	—	—	43·3	38·6	26·4	—	—	47·0	41·4	38·2
XXIX ...	21·8	12·0	7·1	12·1	5·6	4·4	5·3	8·4	6·4	20·2	16·5	32·0
XXX ...	16·5	16·3	12·1	—	—	—	11·9	8·8	—	8·9	10·0	4·8
XXXI ..	27·5	7·4	13·3	—	19·0	8·4	5·8	9·2	9·4	4·4	6·1	17·9
XXXII ...	—	9·5	—	—	6·0	—	9·0	7·1	8·5	5·7	—	—
XXXIII ...	9·9	—	—	—	—	—	—	—	—	—	—	—
XXXIV ...	—	—	—	—	—	—	—	—	—	—	6·2	—
XXXV ...	—	—	—	—	—	8·3	—	—	8·1	7·3	—	—
XXXVI ...	8·0	15·8	2·9	—	—	—	—	—	8·8	5·8	8·6	—
XXXVII ...	10·5	—	—	—	—	—	—	—	11·8	—	—	—
XXXVIII ...	—	—	—	—	—	6·1	—	—	12·5	—	—	—
XLIII ...	—	—	—	—	—	—	8·3	—	—	—	—	—
C	129·7	26·9	20·9	18·9	27·9	34·4	26·6	53·9	14·4	35·3	19·8	64·0
D	30·3	12·3	27·1	24·6	30·6	31·1	49·2	55·4	32·8	—	24·6	50·7
J	8·3	—	—	—	31·8	20·0	65·2	18·0	6·1	—	—	18·2
K	17·2	12·5	25·6	23·4	35·3	29·2	38·9	—	32·0	—	—	—
L	—	9·2	—	—	—	—	—	—	—	—	—	1·7
Barra Head ...	—	—	—	—	—	—	—	—	—	—	17·6	—
Minch ...	—	—	13·7	10·0	—	3·1	—	—	1·7	—	—	36·4
Western Grounds.	13·8	14·4	11·3	16·8	20·7	25·2	28·6	20·4	28·4	1·7	12·6	30·2
Faroe ...	117·5	—	231·7	152·2	199·6	178·6	218·5	119·8	96·4	—	208·7	—
Iceland ...	—	49·3	170·6	102·7	69·1	56·0	26·8	16·7	36·4	65·8	—	—

AVERAGE CATCH OF TOTAL COD AND CODLING, IN CWTS., PER 100 HOURS' FISHING (ABERDEEN TRAWLERS)—1905.

Area.	Jan.	Feb.	Mar.	April.	May.	June.	July.	Aug.	Sept.	Oct.	Nov.	Dec.
VI	—	—	19·4	18·4	—	—	—	—	50·8	53·0	—	—
VII	—	—	17·6	18·2	27·0	23·8	—	—	—	—	—	—
VIII	—	—	24·0	17·3	7·6	40·1	—	—	—	—	43·8	—
IX	—	—	100·9	—	—	96·2	—	—	—	—	—	—
X	54·8	26·2	37·3	23·3	120·0	111·3	186·2	78·9	43·3	36·6	35·1	48·4
XI	44·8	42·5	33·2	28·3	30·9	35·6	49·2	—	37·6	43·3	37·8	38·2
XII	30·4	37·3	26·6	24·4	33·9	30·8	75·4	—	31·3	33·8	26·1	24·0
XIII	227·8	37·1	109·3	58·9	78·0	79·1	123·1	79·4	117·3	82·6	59·2	—
XIV	37·0	38·1	40·1	26·9	27·4	52·4	80·3	53·9	41·5	40·9	35·8	39·8
XV	46·7	42·6	38·9	32·8	36·8	40·2	47·6	32·8	39·4	42·2	42·3	34·1
XVI	38·2	39·8	27·6	20·4	37·6	—	—	—	—	—	29·9	34·1
XVII... ...	86·8	46·2	74·9	100·2	35·3	91·0	114·1	55·1	18·1	69·3	—	53·6
XVIII ...	43·5	41·6	51·7	36·5	48·8	47·2	50·7	36·4	57·7	48·2	47·1	48·6
XIX	38·8	34·1	31·4	14·4	35·4	49·5	59·4	53·2	37·6	32·0	39·0	35·0
XX	28·7	23·5	26·0	22·7	32·2	22·1	27·0	26·2	24·6	20·2	16·4	22·6
XXII ...	—	—	—	—	—	—	—	—	—	6·2	28·8	20·9
XXIII ...	177·6	42·0	42·3	45·0	36·3	32·4	47·2	46·0	41·0	33·9	34·8	30·1
XXIV ...	62·8	79·1	52·0	66·7	30·7	9·4	54·1	42·0	34·3	40·8	56·6	33·3
XXV ...	26·2	42·1	—	—	42·6	13·0	23·8	20·0	23·8	20·9	15·1	21·0
XXVI ...	—	—	37·5	—	45·6	15·0	24·0	28·4	—	34·9	20·3	25·0
XXVII ...	35·0	—	—	—	—	63·9	32·6	54·5	39·1	57·7	26·5	44·9
XXVIII ...	—	45·2	—	—	86·7	53·4	38·0	—	—	61·8	60·2	65·7
XXIX ...	37·4	26·8	26·1	40·9	19·9	15·6	14·9	16·2	14·3	30·9	23·4	55·6
XXX ...	41·1	37·7	34·0	—	—	—	32·0	13·8	—	30·5	26·1	10·7
XXXI . .	40·0	85·4	46·1	—	53·8	19·8	19·6	25·0	25·0	24·1	27·6	47·6
XXXII ...	—	102·4	—	—	22·6	—	17·2	27·8	21·6	14·2	—	—
XXXIII ...	23·6	—	—	—	—	—	—	—	—	—	—	—
XXXIV ...	—	—	—	—	—	—	—	—	—	—	13·5	—
XXXV ...	—	—	—	—	—	20·8	—	—	35·4	19·2	—	—
XXXVI ...	68·0	105·8	33·2	—	—	—	—	—	15·0	27·3	23·8	—
XXXVII ...	21·9	—	—	—	—	—	—	—	17·6	—	—	—
XXXVIII ...	—	—	—	—	—	19·9	—	—	18·5	—	—	—
XLIII ...	—	—	—	—	—	—	34·3	—	—	—	—	—
C	729·7	95·1	86·6	79·4	96·7	98·9	70·8	133·8	23·5	48·3	43·0	201·8
D	179·2	73·6	114·6	148·2	117·4	82·0	129·2	120·0	95·3	—	40·6	100·8
J	12·5	—	—	—	130·2	64·2	372·1	33·4	25·9	—	—	38·2
K	146·3	192·2	192·8	120·9	353·2	124·2	278·9	—	81·8	—	—	—
L	—	80·1	—	—	—	—	—	—	—	—	16·6	30·8
Barra Head	—	—	—	—	—	—	—	—	—	—	56·6	—
Minch ...	—	—	173·6	176·6	—	18·1	—	—	50·3	—	—	131·3
Western Grounds.	142·5	98·8	136·9	89·3	96·8	64·2	74·1	72·5	79·3	13·9	53·2	96·4
Faroe ...	166·9	—	1184·1	691·3	362·8	287·1	325·5	169·7	153·0	—	417·4	—
Iceland ...	—	1003·6	1541·5	1823·2	842·1	301·3	548·7	188·2	512·4	176·3	—	—

AVERAGE CATCH OF LING, IN CWTS., PER 100 HOURS' FISHING (ABERDEEN TRAWLERS)—1905.

Area.	Jan.	Feb.	Mar.	April.	May.	June.	July.	Aug.	Sept.	Oct.	Nov.	Dec.
VI	—	—	40·6	63·3	—	—	—	—	83·9	79·8	—	—
VII	—	—	40·3	51·1	39·8	11·5	—	—	—	—	—	—
VIII	—	—	63·2	64·7	16·3	10·3	—	—	—	—	102·6	—
IX	—	—	0·5	—	—	5·1	—	—	—	—	—	—
X	10·2	3·1	9·6	15·4	3·1	7·3	7·0	27·8	54·6	62·9	18·6	18·7
XI	6·8	15·2	18·0	31·5	21·5	23·6	16·5	—	86·9	26·5	22·8	19·8
XII	7·8	6·6	14·8	53·2	18·4	19·1	11·5	—	44·0	13·9	20·2	15·4
XIII	50·6	5·1	0·7	2·6	0·9	7·1	4·0	0·4	35·3	16·6	29·9	—
XIV	12·0	13·5	17·3	20·0	14·0	6·2	17·3	17·4	19·2	20·0	11·6	13·0
XV	8·1	9·9	10·6	14·6	21·6	7·2	10·5	9·5	13·8	14·1	18·3	8·2
XVI	11·3	12·0	12·1	11·6	9·6	—	—	—	—	—	18·8	6·6
XVII... ...	5·2	2·7	2·3	3·9	3·4	4·4	3·4	9·0	11·8	1·3	—	1·8
XVIII ...	9·5	8·4	11·1	12·1	12·5	11·2	21·1	13·4	15·7	17·3	12·2	6·9
XIX	5·7	5·0	7·0	17·0	8·8	7·9	10·4	10·7	9·7	8·0	6·1	4·5
XX	4·7	5·0	8·8	12·7	10·3	6·3	1·9	3·4	1·8	3·7	3·4	4·4
XXII ...	—	—	—	—	—	—	—	—	—	0·0	5·0	2·0
XXIII ...	3·4	3·2	3·8	3·2	2·9	4·7	11·4	11·1	10·2	7·0	4·0	3·9
XXIV ...	3·1	10·4	4·3	11·1	7·8	3·1	11·9	9·5	9·8	9·2	8·5	3·3
XXV	39·2	6·0	—	—	4·0	2·2	2·5	2·1	2·2	2·6	2·0	2·3
XXVI ...	—	—	15·9	—	4·7	4·4	4·4	5·8	--	5·1	4·3	10·1
XXVII ...	10·2	—	—	—	—	12·5	5·4	6·9	5·3	5·7	4·2	13·9
XXVIII ...	—	1·2	—	—	0·0	6·0	1·1	—	—	3·3	4·3	1·5
XXIX ...	4·4	3·0	4·3	0·5	1·6	1·5	2·0	2·6	2·0	2·7	1·9	5·8
XXX... ...	4·5	5·2	6·8	—	—	—	14·2	10·8	—	13·1	8·3	3·8
XXXI ...	5·0	2·3	8·2	—	2·8	8·4	2·1	2·9	2·0	1·4	1·6	11·2
XXXII ...	—	2·2	—	—	2·3	—	7·4	2·0	1·7	1·0	—	—
XXXIII ...	3·5	—	—	—	—	—	—	—	—	—	—	—
XXXIV ...	—	—	—	—	—	—	—	—	—	—	0·7	—
XXXV ...	—	—	—	—	—	7·2	—	—	3·4	2·6	—	—
XXXVI ...	4·0	3·4	2·1	—	—	—	—	—	0·3	2·2	1·0	—
XXXVII ...	1·8	—	—	—	—	—	—	—	1·8	—	—	—
XXXVIII ...	—	—	—	—	—	0·0	—	—	4·2	—	—	—
XLIII ...	—	—	—	—	—	—	3·3	—	—	—	—	—
C	90·6	1·6	3·7	1·5	1·2	37·3	4·5	5·9	5·4	1·1	0·9	2·0
D	38·9	20·3	5·9	10·3	2·7	2·8	4·8	0·8	2·7	—	1·1	4·2
J	0·0	—	—	—	0·8	2·1	26·4	16·5	4·2	—	—	0·0
K	18·9	32·3	40·0	35·0	7·0	19·4	40·0	—	5·7	—	—	—
L	—	16·0	—	—	—	—	—	—	—	—	11·5	12·2
Barra Head ...	—	—	—	—	—	—	—	—	—	—	61·8	—
Minch ...	—	—	7·0	8·3	—	0·0	—	—	11·8	—	—	14·1
Western Grounds.	20·8	19·8	9·3	7·5	2·1	2·9	8·8	28·4	4·6	7·0	4·8	8·4
Faroe ...	3·1	—	10·4	4·3	3·9	2·4	2·5	3·1	3·0	—	5·1	—
Iceland ...	—	105·9	40·4	24·8	52·8	19·5	6·1	9·4	20·8	4·0	—	—

AVERAGE CATCH OF TUSK, IN CWTS., PER 100 HOURS' FISHING (ABERDEEN TRAWLERS)—1905.

Area.	Jan.	Feb.	Mar.	April.	May.	June.	July.	Aug.	Sept.	Oct.	Nov.	Dec.
VI	—	—	0·6	2·5	—	—	—	—	2·2	2·2	—	—
VII	—	—	1·8	1·9	2·2	2·9	—	—	—	—	—	—
VIII	—	—	2·0	2·5	2·0	1·5	—	—	—	—	4·7	—
IX	—	—	0·0	—	—	0·0	—	—	—	—	—	—
X	0·6	0·1	0·4	0·6	0·0	0·1	0·0	0·2	2·0	1·6	1·1	0·6
XI	0·3	0·8	1·0	1·5	1·7	1·8	0·5	—	3·7	1·1	1·0	1·3
XII	0·8	0·5	0·5	1·2	1·4	1·4	0·0	—	0·7	0·0	0·5	0·4
XIII	1·1	0·4	0·0	0·0	0·0	0·0	0·0	0·0	0·8	0·5	1·0	—
XIV	0·8	0·8	0·9	1·0	1·2	0·2	0·4	0·3	0·9	1·1	0·8	1·2
XV	0·7	0·8	0·9	0·8	1·3	0·9	0·8	1·1	0·6	0·8	0·8	0·6
XVI	0·7	1·3	0·5	0·3	0·8	—	—	—	—	—	0·7	0·5
XVII... ...	0·0	0·0	0·0	0·1	0·4	0·0	0·0	0·0	0·0	0·0	—	0·0
XVIII ...	0·7	0·3	0·3	0·2	1·7	0·8	0·8	0·0	0·1	0·7	0·6	0·7
XIX	0·4	0·3	0·3	0·0	0·2	1·9	1·3	1·0	0·2	0·3	0·3	0·4
XX	0·3	0·1	0·1	0·1	0·3	0·3	0·0	0·0	0·0	0·0	0·2	0·3
XXII... ...	—	—	—	—	—	—	—	—	—	0·0	0·3	0·0
XXIII ...	0·0	0·0	0·0	0·0	0·0	0·0	0·1	0·0	0·0	0·0	0·0	0·0
XXIV ...	0·0	0·1	0·1	1·1	0·1	0·0	0·1	0·0	0·0	0·0	1·1	0·2
XXV	0·0	0·0	—	—	0·0	0·0	0·0	0·0	0·0	0·0	0·1	0·0
XXVI ...	—	—	0·6	—	0·0	0·0	0·0	0·0	—	0·1	0·1	0·0
XXVII ...	0·0	—	—	—	—	0·0	0·0	0·0	0·0	0·0	0·0	0·0
XXVIII ...	—	0·0	—	—	0·0	0·0	0·0	—	—	0·0	0·0	0·0
XXIX ...	0·0	0·0	0·0	0·0	0·0	0·0	0·0	0·0	0·0	0·0	0·0	0·0
XXX	0·0	0·0	0·0	—	—	—	0·0	0·0	—	0·0	0·0	0·0
XXXI ...	0·0	0·0	0·0	—	0·0	0·0	0·0	0·0	0·0	0·0	0·0	0·0
XXXII ...	—	0·0	—	—	0·0	—	0·0	0·0	0·0	0·0	—	—
XXXIII ...	0·0	—	—	—	—	—	—	—	—	—	—	—
XXXIV ...	—	—	—	—	—	—	—	—	—	—	0·0	—
XXXV ...	—	—	—	—	—	0·0	—	—	0·0	0·0	—	—
XXXVI ...	0·0	0·0	0·0	—	—	—	—	—	0·0	0·0	0·1	—
XXXVII ...	0·1	—	—	—	—	—	—	—	0·0	—	—	—
XXXVIII ...	—	—	—	—	—	0·0	—	—	0·0	—	—	—
XLIII ...	—	—	—	—	—	—	0·0	—	—	—	—	—
C	0·0	0·0	0·0	0·0	0·0	0·0	0·0	0·0	0·0	0·0	0·1	0·0
D	0·0	0·0	0·0	0·0	0·0	0·0	0·0	0·0	0·0	—	0·0	0·0
J	0·0	—	—	—	0·0	0·0	0·0	0·0	0·0	—	—	0·0
K	0·0	0·0	0·1	0·1	0·0	0·0	0·0	—	0·0	—	—	—
L	—	0·0	—	—	—	—	—	—	—	—	0·0	0·0
Barra Head ...	—	—	—	—	—	—	—	—	—	—	1·8	—
Minch ...	—	—	0·0	0·2	—	0·0	—	—	0·0	—	—	0·0
Western Grounds.	0·0	0·0	0·0	0·0	0·0	0·0	0·0	0·0	0·0	0·0	0·1	0·0
Faroe	0·3	—	0·0	0·8	0·4	0·3	0·4	0·6	0·0	—	0·0	—
Iceland ...	—	14·7	0·0	0·0	0·0	0·0	0·0	0·0	0·0	0·0	—	—

AVERAGE CATCH OF SAITHE, IN CWTS., PER 100 HOURS' FISHING (ABERDEEN TRAWLERS)—1905.

Area.	Jan.	Feb.	Mar.	April.	May.	June.	July.	Aug.	Sept.	Oct.	Nov.	Dec.
VI	—	—	27·5	17·3	—	—	—	—	30·4	19·7	—	—
VII	—	—	57·8	19·4	21·0	30·0	—	—	—	—	—	—
VIII ...	—	—	17·5	23·9	15·0	58·8	—	—	—	—	123.4	—
IX	—	—	7·3	—	—	33·3	—	—	—	—	—	—
X	7·7	8·6	16·5	10·7	32·1	50·1	11·0	9·8	30·0	16·5	8·3	7·7
XI	9·8	13·0	24·5	17·2	27·1	51·5	50·0	—	24·2	30·1	30·9	12·9
XII	5·2	21·4	21·4	30·0	32·1	44·5	52·7	—	50·3	20·0	25·3	21·1
XIII ...	71·0	3·2	2·1	12·2	5·7	15·6	4·8	2·2	6·1	7·7	15·0	—
XIV ...	9·5	12·1	13·6	5·2	17·6	13·9	51·7	47·0	53·0	35·2	27·1	16·2
XV	8·7	12·0	14·7	15·5	36·1	31·7	62·0	24·1	16·7	42·0	28·9	8·2
XVI	7·9	9·7	12·1	9·9	19·6	—	—	—	—	—	17·3	6·9
XVII ...	2·9	3·4	1·1	4·1	1·2	8·2	6·5	1·0	2·6	0·0	—	0·4
XVIII ...	3·9	5·6	6·6	5·2	16·7	20·4	38·2	7·1	27·0	12·5	17·0	21·4
XIX ...	4·8	7·4	7·0	9·0	14·5	26·3	35·5	23·6	11·4	7·9	4·4	7·5
XX	5·6	5·6	8·6	5·8	12·7	10·5	5·8	5·1	3·8	12·7	3·4	3·3
XXII ...	—	—	—	—	—	—	—	—	—	0·0	0·0	0·4
XXIII ...	0·9	0·2	1·2	1·6	3·7	4·9	16·9	5·7	7·0	3·1	0·7	1·4
XXIV ...	6·1	14·9	7·0	6·7	7·4	0·0	13·9	5·7	6·2	10·4	6·4	4·0
XXV ...	4·7	3·3	—	—	16·1	7·6	6·0	6·5	15·8	5·5	2·2	2·4
XXVI ...	—	—	0·0	—	14·7	3·1	6·8	4·9	—	9·2	2·4	3·9
XXVII ...	0·4	—	—	—	—	6·4	1·0	18·0	6·7	6·7	1·9	1·9
XXVIII ...	—	1·0	—	—	0·3	2·3	1·1	—	—	0·4	0·1	1·0
XXIX ...	0·2	0·8	0·3	2·0	1·1	1·4	4·4	1·4	1·1	1·0	0·2	0·7
XXX ...	6·2	1·9	1·8	—	—	—	10·6	3·2	—	11·9	2·4	1·2
XXXI ...	8·5	1·0	8·0	—	19·3	2·9	4·0	3·4	5·0	6·1	3·5	3·1
XXXII ...	—	0·0	—	—	7·7	—	4·9	4·1	34·6	2·3	—	—
XXXIII ...	0·3	—	—	—	—	—	—	—	—	—	—	—
XXXIV ...	—	—	—	—	—	—	—	—	—	—	0·0	—
XXXV ...	—	—	—	—	—	3·3	—	—	4·3	1·8	—	—
XXXVI ...	0·0	1·7	0·0	—	—	—	—	—	1·0	0·9	4·3	—
XXXVII ...	1·0	—	—	—	—	—	—	—	2·0	—	—	—
XXXVIII ...	—	—	—	—	—	0·0	—	—	0·4	—	—	—
XLIII ...	—	—	—	—	—	—	5·3	—	—	—	—	—
C	57·5	2·9	11·9	14·4	20·0	10·2	3·5	2·6	0·3	0·0	0·1	0·8
D	53·8	15·6	10·4	26·7	16·0	9·7	7·1	3·7	1·8	—	0·0	0·8
J	0·8	—	—	—	28·9	21·1	35·3	2·5	7·9	—	—	1·1
K	35·3	66·7	34·9	28·1	48·5	12·2	64·9	—	1·3	—	—	—
L	—	7·8	—	—	—	—	—	—	—	—	3·9	1·2
Barra Head	—	—	—	—	—	—	—	—	—	—	36·8	—
Minch ...	—	—	17·3	37·0	—	0·0	—	—	69·4	—	—	13·4
Western Grounds.	21·5	19·6	14·6	12·2	33·9	9·7	3·3	2·7	0·7	3·7	21·8	10·6
Faroe ...	2·2	—	111·5	70·5	27·4	42·9	45·9	49·6	42·2	—	73·9	—
Iceland	—	64·0	38·7	146·3	37·4	34·8	147·2	213·4	212·5	0·6	—	—

AVERAGE CATCH OF HAKE, IN CWTS., PER 100 HOURS' FISHING (ABERDEEN TRAWLERS)—1905.

Area.	Jan.	Feb.	Mar.	April.	May.	June.	July.	Aug.	Sept.	Oct.	Nov.	Dec.
VI	—	—	1·2	0·4	—	—	—	—	105·4	108·5	—	—
VII	—	—	5·5	3·0	3·5	2·0	—	—	—	—	—	—
VIII	—	—	4·7	5·0	0·5	0·3	—	—	—	—	60·3	—
IX	—	—	0·0	—	—	0·3	—	—	—	—	—	—
X	5·2	0·7	0·4	1·2	0·3	1·9	1·5	19·7	114·7	121·4	24·0	13·9
XI	2·5	1·0	0·7	2·0	2·9	3·7	11·9	—	117·0	50·8	30·2	16·5
XII	0·7	0·1	0·4	2·5	1·3	3·3	8·6	—	26·1	31·7	17·5	12·7
XIII	8·4	0·0	0·0	0·0	4·4	17·3	12·5	1·5	21·6	31·5	62·0	—
XIV	1·2	0·3	0·2	0·3	1·9	9·1	14·9	18·0	33·5	49·9	40·5	12·7
XV	1·4	0·5	0·1	0·4	3·1	0·9	9·6	6·6	15·2	45·5	23·6	6·7
XVI	0·7	0·0	0·0	0·0	0·0	—	—	—	—	—	17·6	2·3
XVII... ...	0·2	0·0	0·4	0·0	1·1	7·4	9·4	4·4	0·5	0·1	—	0·1
XVIII ...	0·5	0·7	0·5	0·5	2·0	2·4	2·8	3·0	2·2	18·4	15·9	1·3
XIX	0·6	1·7	0·1	0·0	0·1	0·5	0·8	1·9	2·9	3·9	3·8	1·8
XX	0·0	0·0	0·0	0·0	1·0	0·5	0·0	0·4	0·0	1·7	1·6	0·4
XXII ...	—	—	—	—	—	—	—	—	—	0·0	0·0	0·1
XXIII ...	0·0	0·0	0·0	0·0	0·1	1·0	0·4	0·5	0·7	0·7	0·4	0·0
XXIV ...	0·4	0·0	0·0	0·2	0·4	0·0	0·2	0·1	0·5	0·3	9·3	0·0
XXV... ...	0·0	0·0	—	—	0·3	0·1	0·2	0·1	0·1	0·1	0·4	0·1
XXVI ...	—	—	0·0	—	0·6	0·4	0·0	0·5	—	0·1	0·4	0·0
XXVII ...	0·4	—	—	—	—	0·3	0·1	0·6	0·8	0·6	1·2	0·4
XXVIII ...	—	0·0	—	—	0·0	0·0	0·1	0·0	0·0	0·1	0·1	0·0
XXIX ...	0·0	0·0	0·0	0·0	0·0	0·2	0·3	0·1	0·0	0·0	0·0	0·4
XXX... ...	0·0	0·0	0·0	—	—	—	0·2	0·0	—	0·0	0·3	0·0
XXXI ...	1·0	0·0	0·0	—	0·1	0·0	0·0	1·4	0·0	0·0	0·0	0·0
XXXII ...	—	0·0	—	—	0·0	—	0·0	0·0	0·0	0·0	—	—
XXXIII ...	9·0	—	—	—	—	—	—	—	—	—	—	—
XXXIV ...	—	—	—	—	—	—	—	—	—	—	0·4	—
XXXV ...	—	—	—	—	—	0·0	—	—	0·0	0·0	—	—
XXXVI ...	0·0	0·0	0·0	—	—	—	—	—	0·0	0·2	2·7	—
XXXVII ...	0·0	—	—	—	—	—	—	—	0·1	—	—	—
XXXVIII ...	—	—	—	—	—	0·0	—	—	1·6	—	—	—
XLIII ...	—	—	—	—	—	—	0·0	—	—	—	—	—
C	0·0	0·7	0·0	—	0·2	0·6	0·6	0·2	0·2	0·1	0·9	0·5
D	23·8	3·6	0·0	0·1	0·7	1·7	12·5	0·0	0·0	—	0·1	1·0
J	0·0	—	—	—	0·0	1·2	0·1	0·5	0·9	—	—	1·3
K	21·8	4·8	3·4	1·8	70·5	33·6	0·4	—	1·5	—	—	—
L	—	18·7	—	—	—	—	—	—	—	—	0·0	7·8
Barra Head	—	—	—	—	—	—	—	—	—	—	133·9	—
Minch ...	—	—	0·2	0·8	—	2·8	—	—	13·2	—	—	8·9
Western Grounds.	2·5	2·7	4·3	0·9	0·6	3·9	22·0	1·7	0·5	13·7	6·0	7·8
Faroe ...	0·0	—	0·0	0·0	0·0	0·4	0·0	0·0	0·0	—	0·0	—
Iceland ...	—	0·0	0·0	0·0	0·0	0·0	0·0	0·0	0·0	0·0	—	—

AVERAGE CATCH OF EXTRA LARGE HADDOCKS, IN CWTS., PER 100 HOURS' FISHING (ABERDEEN TRAWLERS)—1905.

Area.	Jan.	Feb.	Mar.	April.	May.	June.	July.	Aug.	Sept.	Oct.	Nov.	Dec.
VI	—	—	3·7	0·6	—	—	—	—	0·9	0·4	—	—
VII	—	—	1·8	1·0	0·2	0·0	—	—	—	—	—	—
VIII	—	—	1·8	1·5	0·0	0·2	—	—	—	—	0·4	—
IX	—	—	2·6	—	—	5·6	—	—	—	—	—	—
X	0·9	1·5	2·6	2·0	6·1	2·7	1·0	1·7	0·7	0·6	0·4	0·8
XI	0·6	1·3	1·2	0·4	0·1	0·2	0·0	—	0·6	0·4	0·3	0·4
XII	0·0	0·8	0·9	0·3	0·1	0·3	1·4	—	0·0	0·3	0·2	0·2
XIII	2·6	1·3	0·0	1·4	8·9	7·2	17·7	21·9	38·6	12·9	2·1	—
XIV	0·9	1·7	3·0	0·0	0·0	2·8	0·5	3·5	2·1	2·6	1·4	0·2
XV	0·6	1·5	2·4	2·0	0·2	0·0	0·0	0·1	0·0	0·5	0·1	0·2
XVI	0·3	1·5	4·2	1·1	0·0	—	—	—	—	—	0·1	0·2
XVII	1·0	0·9	1·2	1·7	1·8	3·4	5·7	10·9	0·0	0·8	—	0·1
XVIII ...	0·3	1·0	2·1	0·6	0·0	1·0	0·0	0·0	0·4	0·0	0·1	0·0
XIX	0·2	4·0	4·4	1·6	0·0	0·0	0·0	0·0	0·0	0·0	0·0	0·1
XX	0·8	3·7	5·6	1·6	0·0	0·0	0·0	0·0	1·5	0·0	0·0	0·0
XXII	—	—	—	—	—	—	—	—	—	0·0	0·0	0·0
XXIII ...	0·0	0·1	0·1	0·0	0·0	0·0	0·0	0·2	0·1	0·1	0·2	0·0
XXIV ..	1·4	4·7	4·5	0·0	0·0	0·0	0·0	0·1	0·1	0·0	0·3	0·0
XXV	0·0	5·6	—	—	0·1	0·0	1·0	0·0	0·2	0·0	0·0	0·0
XXVI ...	—	—	13·6	—	0·0	0·3	0·4	0·3	—	0·7	0·4	0·1
XXVII ...	0·0	—	—	—	—	0·0	0·6	2·4	3·1	1·7	1·2	1·9
XXVIII ...	—	0·0	—	—	0·0	0·0	0·0	—	—	0·0	0·4	1·0
XXIX ...	0·0	0·0	0·0	0·0	0·1	0·5	0·2	0·3	0·2	0·0	0·1	0·0
XXX	0·6	2·8	10·7	—	—	—	0·0	0·0	—	0·0	0·0	0·0
XXXI ...	0·0	3·9	8·7	—	0·0	0·1	0·1	0·1	0·2	0·0	0·1	0·4
XXXII ...	—	1·9	—	—	0·0	—	0·0	0·0	0·5	0·3	—	—
XXXIII ...	1·1	—	—	—	—	—	—	—	—	—	—	—
XXXIV ...	—	—	—	—	—	—	—	—	—	—	0·0	—
XXXV ...	—	—	—	—	—	0·0	—	—	0·0	0·0	—	—
XXXVI ...	0·0	5·8	2·6	—	—	—	—	—	5·5	3·8	0·0	—
XXXVII ...	0·8	—	—	—	—	—	—	—	0·6	—	—	—
XXXVIII ...	—	—	—	—	—	1·0	—	—	1·8	—	—	—
XLIII ...	—	—	—	—	—	—	0·0	—	—	—	—	—
C	59·4	9·3	3·4	8·1	9·6	7·3	13·7	19·5	1·8	2·7	10·3	22·6
D	1·4	2·9	16·1	11·4	9·5	8·9	10·6	28·7	24·2	—	2·3	6·2
J	20·8	—	—	—	8·6	11·5	21·0	7·7	1·2	—	—	13·3
K	3·3	8·3	9·6	8·6	5·4	5·0	11·7	—	8·8	—	—	—
L	—	6·1	—	—	—	—	—	—	—	—	0·6	0·0
Barra Head ...	—	—	—	—	—	—	—	—	—	—	1·5	—
Minch ...	—	—	4·3	5·9	—	0·0	—	—	0·0	—	—	2·1
Western Grounds.	4·4	7·7	5·0	9·0	6·8	9·5	10·6	9·8	27·1	0·0	1·6	4·4
Faroe ...	7·5	—	65·7	12·9	12·8	19·8	10·5	21·4	4·4	—	273·9	—
Iceland ...	—	97·4	628·5	737·2	544·0	271·0	340·2	158·5	314·5	43·4	—	—

Average Catch of Large Haddocks, in cwts., per 100 hours' fishing (Aberdeen Trawlers)—1905.

Area.	Jan.	Feb.	Mar.	April.	May.	June.	July.	Aug.	Sept.	Oct.	Nov.	Dec.
VI	—	—	81·0	128·6	—	—	—	—	116·4	78·6	—	—
VII	—	—	89·9	77·9	48·6	32·0	—	—	—	—	—	—
VIII	—	—	148·2	103·5	11·8	38·8	—	—	—	—	135·1	—
IX	—	—	45·6	—	—	97·2	—	—	—	—	—	—
X	59·0	65·1	66·7	45·4	134·1	87·0	65·4	104·4	75·4	51·3	35·9	63·3
XI	43·5	50·5	62·4	59·9	46·9	39·1	38·8	—	69·9	55·5	55·2	40·3
XII	33·3	66·9	57·6	68·7	50·0	38·8	38·6	—	84·6	90·8	92·3	71·4
XIII	54·9	32·3	10·4	30·3	31·0	37·3	41·3	83·8	71·8	70·8	20·6	—
XIV	50·4	51·8	55·8	16·2	17·2	32·7	40·4	139·1	46·5	49·3	30·3	30·7
XV	50·7	52·8	54·2	54·1	39·9	35·9	42·7	23·9	19·9	48·7	44·7	36·1
XVI	71·8	55·6	63·2	59·3	28·5	—	—	—	—	—	63·2	59·2
XVII	26·8	30·0	28·4	21·4	24·5	33·0	41·4	53·0	3·2	27·4	—	31·4
XVIII ...	18·8	32·6	40·3	23·5	5·8	17·0	13·3	11·9	4·2	10·5	11·6	30·1
XIX	44·7	51·7	53·4	50·0	32·5	25·3	20·5	19·7	35·5	53·6	17·3	41·1
XX	54·5	48·5	65·7	51·4	29·7	15·7	24·1	44·9	59·7	48·5	50·8	69·0
XXII... ...	—	—	—	—	—	—	—	—	—	3·6	10·6	9·7
XXIII ...	9·5	14·6	9·4	7·6	10·9	10·2	12·0	15·0	16·8	15·8	14·7	8·8
XXIV ...	43·3	63·4	37·4	7·8	17·1	16·7	16·2	15·4	26·4	39·0	11·1	42·3
XXV... ...	92·3	79·9	—	—	23·3	39·1	50·9	48·1	44·9	76·2	62·9	64·3
XXVI ...	—	—	119·3	—	21·0	78·8	73·7	59·4	—	70·2	57·2	84·9
XXVII ...	95·8	—	—	—	—	57·8	68·9	80·0	73·4	126·9	57·3	84·7
XXVIII ...	—	7·7	—	—	10·0	25·0	8·9	—	—	11·1	7·6	4·9
XXIX ...	12·6	11·3	4·6	4·1	15·0	18·1	24·0	28·7	39·0	21·1	23·6	9·6
XXX ...	42·8	60·8	80·0	—	—	—	28·2	38·8	—	32·8	40·2	36·0
XXXI ...	42·5	74·6	70·0	—	25·7	46·5	42·4	62·9	47·6	75·0	90·7	74·3
XXXII ...	—	62·6	—	—	34·9	—	27·6	48·7	65·5	44·4	—	—
XXXIII ...	40·9	—	—	—	—	—	—	—	—	—	—	—
XXXIV ...	—	—	—	—	—	—	—	—	—	—	105·2	—
XXXV ...	—	—	—	—	—	36·7	—	—	68·0	41·8	—	—
XXXVI ...	39·0	102·2	83·8	—	—	—	—	—	35·5	23·7	35·7	—
XXXVII ...	41·5	—	—	—	—	—	—	—	41·2	—	—	—
XXXVIII ...	—	—	—	—	—	15·7	—	—	144·0	—	—	—
XLIII ...	—	—	—	—	—	—	50·3	—	—	—	—	—
C	1289·1	181·4	38·4	56·8	87·0	111·0	128·3	200·7	190·3	168·1	142·4	228·3
D	19·5	57·4	101·0	97·3	82·1	87·8	116·4	91·7	61·8	—	161·3	151·9
J	222·9	—	—	—	234·0	203·3	165·5	84·6	82·9	—	—	156·7
K	12·0	39·3	100·4	125·0	114·3	64·6	250·5	—	285·0	—	—	—
L	—	8·4	—	—	—	—	—	—	—	—	1·2	1·7
Barra Head ...	—	—	—	—	—	—	—	—	—	—	72·1	—
Minch ...	—	—	32·2	44·2	—	40·0	—	—	2·1	—	—	41·3
Western Grounds.	121·9	119·2	25·2	76·8	104·3	65·0	140·4	125·4	127·4	101·0	142·7	99·8
Faroe ...	58·8	—	177·5	103·7	109·8	114·4	80·6	104·3	34·4	—	69·6	—
Iceland ...	—	0·0	0·0	20·5	4·8	0·0	13·5	38·5	46·9	53·5	—	—

AVERAGE CATCH OF MEDIUM HADDOCKS, IN CWTS., PER 100 HOURS' FISHING (ABERDEEN TRAWLERS)—1905.

Area.	Jan.	Feb.	Mar.	April.	May.	June.	July.	Aug.	Sept.	Oct.	Nov.	Dec.
VI	—	—	36·9	96·0	—	—	—	—	30·0	30·8	—	—
VII	—	—	52·9	64·5	38·6	28·0	—	—	—	—	—	—
VIII	—	—	92·2	73·8	15·8	43·8	—	—	—	—	40·6	—
IX	—	—	9·6	—	—	18·8	—	—	—	—	—	—
X	31·6	25·4	24·6	25·7	22·9	18·8	15·1	29·9	22·1	20·3	17·2	21·6
XI	36·9	29·4	52·1	51·7	36·6	37·0	35·1	—	23·7	43·2	32·1	34·0
XII	34·6	41·3	37·7	59·8	50·0	34·9	32·7	—	75·3	56·5	45·2	39·4
XIII	32·2	29·5	14·6	16·7	8·4	10·0	13·4	22·1	15·2	7·6	7·5	—
XIV	27·8	35·6	40·6	16·2	20·1	12·7	30·1	33·3	21·2	20·6	21·7	22·1
XV	38·2	39·1	43·7	46·3	33·8	32·8	56·2	29·0	17·7	40·6	34·4	27·6
XVI	54·7	34·5	49·2	44·3	26·2	—	—	—	—	—	43·0	46·3
XVII	16·5	22·6	16·0	11·9	11·6	15·1	21·3	21·3	4·4	17·2	—	25·7
XVIII ...	16·2	26·3	30·5	16·9	7·5	16·7	12·8	10·7	11·3	10·5	11·9	25·5
XIX	43·1	45·7	48·7	57·6	27·5	24·7	22·6	19·2	30·7	56·6	14·5	27·2
XX	60·0	41·9	52·6	42·1	30·7	20·2	58·1	43·2	31·1	36·4	27·7	44·2
XXII ...	—	—	—	—	—	—	—	—	—	2·4	27·5	13·3
XXIII ...	5·6	6·7	5·6	4·6	6·3	7·9	11·0	10·8	12·6	15·6	9·6	7·9
XXIV ...	49·7	49·8	33·8	7·8	18·6	10·4	14·1	13·5	18·6	36·0	9·2	28·2
XXV	93·2	5·4	—	—	33·5	35·6	43·8	39·9	41·3	36·5	31·7	40·8
XXVI ...	—	—	128·4	—	32·4	61·2	41·2	42·1	—	37·7	21·9	53·7
XXVII ...	45·1	—	—	—	—	34·7	31·3	27·0	15·7	25·3	14·7	63·9
XXVIII ...	—	3·9	—	—	5·8	11·4	4·8	—	—	9·9	4·7	1·0
XXIX ...	6·9	5·0	1·7	2·4	7·0	7·8	12·9	12·6	19·2	13·9	12·2	4·9
XXX	44·7	32·1	19·4	—	—	—	24·8	11·2	—	29·4	20·7	30·4
XXXI ...	33·8	24·1	69·5	—	36·6	45·9	36·0	32·8	32·9	40·1	33·6	49·2
XXXII ...	—	19·5	—	—	33·8	—	31·0	34·4	45·8	23·2	—	—
XXXIII ...	24·7	—	—	—	—	—	—	—	—	—	—	—
XXXIV ...	—	—	—	—	—	—	—	—	—	—	24·0	—
XXXV ...	—	—	—	—	—	27·9	—	—	19·1	25·6	—	—
XXXVI ...	15·0	16·0	8·5	—	—	—	—	—	18·0	16·9	22·9	—
XXXVII ...	14·3	—	—	—	—	—	—	—	26·8	—	—	—
XXXVIII ...	—	—	—	—	—	0·0	—	—	12·5	—	—	—
XLIII ...	—	—	—	—	—	—	50·0	—	—	—	—	—
C	567·2	96·4	11·6	9·6	18·8	34·7	45·8	62·1	75·9	62·5	45·9	51·6
D	15·1	34·3	38·0	31·7	20·7	25·7	35·8	71·3	41·0	—	69·5	57·0
J	100·0	—	—	—	57·5	52·8	56·6	48·1	47·0	—	—	79·5
K	13·4	21·8	36·4	42·1	32·1	44·8	105·0	—	130·9	—	—	—
L	—	3·8	—	—	—	—	—	—	—	—	1·9	1·2
Barra Head ...	—	—	—	—	—	—	—	—	—	—	29·4	—
Minch ...	—	—	9·2	16·4	—	51·2	—	—	6·6	—	—	36·9
Western Grounds	91·9	80·3	11·0	23·6	36·6	18·4	44·6	49·6	54·9	42·3	68·4	42·5
Faroe ...	5·0	—	1·0	1·7	1·6	3·9	·0	3·7	0·0	—	40·2	—
Iceland ...	—	0·0	0·0	0·0	0·5	0·4	2·7	3·1	0·0	12·7	—	—

Average Catch of Small Haddocks, in cwts., per 100 hours' fishing (Aberdeen Trawlers)—1905.

Area.	Jan.	Feb.	Mar.	April.	May.	June.	July.	Aug.	Sept.	Oct.	Nov.	Dec.
VI	—	—	54·7	125·6	—	—	—	—	22·4	21·5	—	—
VII	—	—	76·6	98·1	68·6	54·0	—	—	—	—	—	—
VIII	—	—	133·2	125·0	25·5	80·6	—	—	—	—	12·5	—
IX	—	—	20·6	—	—	24·0	—	—	—	—	—	—
X	50·6	45·9	49·4	52·5	17·8	18·0	10·4	21·6	23·8	33·5	43·4	39·1
XI	53·0	63·2	84·4	99·2	58·1	57·5	41·2	—	29·9	36·2	30·0	38·6
XII	49·6	69·8	68·9	93·8	84·6	56·2	35·0	—	54·9	27·8	31·2	29·1
XIII	54·3	113·5	43·7	63·0	23·3	14·2	20·6	8·1	15·7	15·5	20·4	—
XIV	61·1	77·8	96·3	67·6	36·8	22·0	54·5	27·9	28·6	34·6	37·5	30·7
XV	73·6	70·2	82·7	87·9	62·5	59·5	99·3	46·8	36·0	47·2	40·3	35·8
XVI	86·4	65·2	81·2	85·3	59·3	—	—	—	—	—	40·3	48·2
XVII... ...	89·4	91·3	61·9	49·6	38·0	29·7	42·1	8·3	42·7	41·7	—	45·2
XVIII ...	75·1	96·7	109·3	66·0	19·2	55·7	42·4	40·6	47·0	40·8	31·9	43·0
XIX	81·2	69·6	75·3	76·1	64·8	61·4	44·6	39·3	38·2	65·7	34·4	39·1
XX	96·1	67·2	78·9	81·6	61·9	54·2	98·9	50·0	45·7	37·2	30·2	37·4
XXII ...	—	—	—	—	—	—	—	—	—	0·0	92·5	18·5
XXIII ...	38·7	35·7	24·9	32·1	31·9	35·0	43·5	43·4	45·2	65·9	21·6	16·7
XXIV ...	92·6	66·1	40·8	31·1	49·7	41·7	42·8	42·3	42·9	50·6	25·8	37·0
XXV... ...	244·9	77·8	—	—	50·4	40·8	40·2	36·4	43·8	33·0	31·8	39·8
XXVI ...	—	—	103·4	—	26·5	36·9	31·9	34·3	—	40·0	16·3	41·4
XXVII ...	21·3	—	—	—	—	25·0	16·6	20·5	14·4	45·1	37·8	20·4
XXVIII ...	—	30·3	—	—	22·5	25·0	26·9	—	—	61·6	13·4	1·5
XXIX ...	38·1	28·4	14·6	15·3	33·0	19·7	26·6	32·2	47·9	54·9	26·2	8·7
XXX... ...	54·9	40·2	38·8	—	—	—	49·6	40·0	—	44·7	29·6	39·4
XXXI ...	62·5	26·9	80·1	—	39·7	47·8	30·8	39·5	33·1	34·8	26·9	51·7
XXXII ...	—	12·6	—	—	45·9	—	38·2	26·4	0·0	17·8	—	—
XXXIII ...	15·7	—	—	—	—	—	—	—	—	—	—	—
XXXIV ...	—	—	—	—	—	—	—	—	—	—	75·0	—
XXXV ...	—	—	—	—	—	39·6	—	—	46·0	38·1	—	—
XXXVI ..	17·0	16·0	8·2	—	—	—	—	—	36·0	101·0	19·0	—
XXXVII ...	18·2	—	—	—	—	—	—	—	44·1	—	—	—
XXXVIII ...	—	—	—	—	—	0·0	—	—	5·3	—	—	—
XLIII ...	—	—	—	—	—	—	64·7	—	—	—	—	—
C	32·9	75·6	27·0	13·0	21·2	45·2	53·3	54·6	70·9	61·8	57·0	36·7
D	43·8	124·0	104·7	54·7	28·4	33·4	42·6	34·6	42·9	—	53·0	45·9
J	66·7	—	—	—	9·7	64·2	65·2	47·7	63·6	—	—	44·4
K	9·0	68·1	101·4	92·5	50·4	97·9	123·3	—	140·6	—	—	—
L	—	9·4	—	—	—	—	—	—	—	—	0·0	0·8
Barra Head ...	—	—	—	—	—	—	—	—	—	—	38·2	—
Minch ...	—	—	33·7	49·2	—	58·8	—	—	18·1	—	—	56·8
Western Grounds.	119·4	147·6	26·0	47·4	39·9	29·8	49·2	62·0	69·8	69·7	31·9	45·3
Faroe ...	0·0	—	0·2	0·8	0·4	1·7	0·5	2·1	16·1	—	56·5	—
Iceland ...	—	0·0	0·0	0·0	1·3	3·8	2·0	0·9	6·2	0·0	—	—

Average Catch of Extra Small Haddocks, in cwts., per 100 hours' fishing (Aberdeen Trawlers)—1905.

Area.	Jan.	Feb.	Mar.	April.	May.	June.	July.	Aug.	Sept.	Oct.	Nov.	Dec.
X	0·0	0·0	0·0	0·0	0·0	0·0	0·0	0·0	0·0	0·0	0·2	4·3
XI	0·0	0·0	0·0	0·0	0·0	0·0	0·0	—	0·0	0·0	0·0	1·2
XII	0·0	0·0	0·0	0·0	0·0	0·0	0·0	—	0·0	0·0	0·4	1·9
XIII	0·0	0·0	0·0	0·0	0·0	0·0	0·0	0·0	0·0	0·0	0·0	—
XIV	0·0	0·0	0·0	0·0	0·0	0·0	0·0	0·0	0·0	0·0	0·4	0·6
XV	0·0	0·0	0·0	0·0	0·0	0·0	0·0	0·0	0·0	0·0	0·5	0·6
XVI	0·0	0·0	0·0	0·0	0·0	—	—	—	—	—	0·2	1·8
XVII... ...	0·0	0·0	0·0	0·0	0·0	0 0	0·0	0·0	0·0	0·0	—	20·6
XVIII ...	0·0	0·0	0·0	0·0	0·0	0·0	0·0	0·0	0·0	0·0	3·3	15·4
XIX	0·0	0·0	0·0	0·0	0·0	0·0	0·0	0·0	0·0	0·0	7·3	2·0
XX	0·0	0·0	0·0	0·0	0·0	0·0	0·0	0·0	0·0	0·0	1·3	4·8
XXII ...	—	—	—	—	—	—	—	—	—	0·0	0·0	0·0
XXIII ...	0·0	0·0	0·0	0·0	0·0	0·0	0·0	0·0	0·0	0·0	28·2	45·5
XXIV ...	0·0	0·0	0·0	0·0	0·0	0·0	0·0	0·0	0·0	0·0	0·0	0·0
XXV... ...	0·0	0·0	—	—	0·0	0·0	0·0	0·0	0·0	0·0	7·6	5·5
XXVI ...	—	—	0·0	—	0·0	0·0	0·0	0·0	—	0·0	3·4	0·0
XXVII ...	0·0	—	—	—	—	0·0	0·0	0·0	0·0	0·0	0·0	0·0
XXVIII ..	—	0·0	—	—	0·0	0·0	0·0	—	—	0·0	26·3	12·2
XXIX ...	0·0	0·0	0·0	0·0	0·0	0·0	0·0	0·0	0·0	0·0	18·7	30·3
XXX ...	0·0	0·0	0·0	—	—	—	0·0	0·0	—	0·0	16·9	4·3
XXXI ...	0·0	0·0	0·0	—	0·0	0·0	0·0	0·0	0·0	0·0	0·0	2·7
XXXII ...	—	0·0	—	—	0·0	—	0·0	0·0	0·0	0·0	—	—
XXXIII ...	0·0	—	—	—	—	—	—	—	—	—	—	—
XXXIV ..	—	—	—	—	—	—	—	—	—	—	0·0	—
XXXV ...	—	—	—	—	—	0·0	—	—	0·0	0·0	—	—
XXXVI ...	0·0	0·0	0·0	—	—	—	—	—	0·0	0·0	11·4	—
XXXVII ...	0·0	—	—	—	—	—	—	—	0·0	—	—	—
XXXVIII ...	—	—	—	—	—	0·0	0·0	—	0·0	0·0	—	—
XLIII ...	—	—	—	—	—	—	0·0	—	—	—	—	—
C	0·0	0·0	0·0	0·0	0·0	0·0	0·0	0·0	0·0	0·0	0·0	1·1
D	0·0	0·0	0·0	0·0	0·0	0·0	0·0	0·0	0·0	—	0·0	4·9
J	0·0	—	—	—	0·0	0·0	0·0	0·0	0·0	—	—	0·0
K	0·0	0·0	0·0	0·0	0·0	0·0	0·0	—	0·0	—	—	—
L	—	0·0	—	—	—	—	—	—	—	—	0·0	0·0
Barra Head ...	—	—	—	—	—	—	—	—	—	—	0·0	—
Minch ...	—	—	0·0	0·0	—	0·0	—	—	0·0	—	—	0·0
Western Grounds.	0·0	0·0	0·0	0·0	0·0	0·0	0·0	0·0	0·0	0·0	0·0	3·6
Faroe ...	0·0	—	0·0	0·0	0·0	0·0	0·0	0·0	0·0	—	0·0	—
Iceland ...	—	0·0	0·0	0·0	0·0	0·0	0·0	0·0	0·0	0·0	—	—

Average Catch of Total Haddocks, in cwts., per 100 hours' fishing (Aberdeen Trawlers)—1905.

Area.	Jan.	Feb.	Mar.	April.	May.	June.	July.	Aug.	Sept.	Oct.	Nov.	Dec.
VI	—	—	176·3	350·8	—	—	—	—	169·8	131·2	—	—
VII	—	—	221·3	241·6	156·0	114·0	—	—	—	—	—	—
VIII	—	—	375·5	303·9	53·0	163·4	—	—	—	—	188·6	—
IX	—	—	78·3	—	—	145·5	—	—	—	—	—	—
X	142·1	137·9	143·3	125·5	180·9	126·4	91·9	157·6	122·0	105·7	97·1	129·1
XI	139·0	144·5	200·1	211·2	141·7	133·7	115·0	—	124·2	135·3	117·6	114·6
XII	117·5	178·9	165·1	222·7	184·8	130·2	107·7	—	214·8	175·4	171·3	141·9
XIII	143·9	176·6	68·7	111·4	71·6	68·7	93·0	135·9	141·3	106·9	50·6	—
XIV.	140·2	166·9	195·8	100·0	74·0	70·2	125·6	203·8	98·4	107·1	91·2	84·3
XV	163·1	163·5	83·1	190·3	136·4	128·2	198·2	99·8	73·6	137·1	120·0	100·4
XVI	213·2	156·9	197·9	190·0	114·0	—	—	—	—	—	146·8	155·8
XVII ...	133·8	144·8	107·4	84·5	75·8	81·3	110·6	133·5	50·4	87·2	—	123·1
XVIII ...	110·4	156·7	182·1	107·0	32·5	90·4	68·6	63·3	62·8	61·9	58·7	114·1
XIX	169·2	171·0	181·8	185·3	124·8	112·4	87·8	78·1	104·3	243·1	73·5	106·4
XX	211·5	161·3	202·8	176·7	122·3	91·1	181·1	138·1	137·9	122·1	110·0	155·4
XXII ...	—	—	—	—	—	—	—	—	—	6·0	130·6	41·4
XXIII ...	53·8	57·1	40·0	44·3	49·1	53·2	66·5	69·4	74·7	97·5	74·2	79·0
XXIV ...	186·9	184·0	116·5	46·7	85·4	68·7	73·3	71·3	88·0	125·6	46·4	107·5
XXV	430·4	168·9	—	—	107·4	115·7	135·8	124·4	130·1	142·8	134·0	150·5
XXVI ...	—	—	364·8	—	79·8	177·2	147·2	136·0	—	148·7	99·3	180·1
XXVII ...	162·2	—	—	—	—	131·3	117·4	130·0	106·7	199·0	111·1	170·8
XXVIII ...	—	42·0	—	—	38·3	61·4	40·6	—	—	82·5	52·4	20·6
XXIX ...	57·6	44·8	20·9	21·8	55·1	46·1	63·8	72·4	106·2	89·9	80·9	53·5
XXX	142·9	135·9	148·8	—	—	—	102·6	90·0	—	107·0	107·5	110·1
XXXI ...	138·8	129·4	228·3	—	101·9	140·2	110·8	135·4	113·8	149·9	152·2	178·0
XXXII ...	—	96·7	—	—	114·5	—	96·7	109·7	151·0	85·6	—	—
XXXIII ...	82·4	—	—	—	—	—	—	—	—	—	—	—
XXXIV ...	—	—	—	—	—	—	—	—	—	—	204·2	—
XXXV ...	—	—	—	—	—	104·2	—	—	133·2	105·5	—	—
XXXVI ...	71·0	140·0	103·2	—	—	—	—	—	95·0	145·4	89·0	—
XXXVII ...	74·8	—	—	—	—	—	—	—	112·6	—	—	—
XXXVIII ...	—	—	—	—	—	16·7	—	—	133·7	—	—	—
XLIII ...	—	—	—	—	—	—	165·0	—	—	—	—	—
C	1948·5	362·7	80·5	37·6	136·7	198·2	241·1	336·8	338·9	295·0	255·5	340·3
D	78·6	218·6	259·9	195·2	140·8	155·8	205·3	186·3	170·0	—	286·0	265·9
J	410·4	—	—	—	370·4	331·8	308·3	188·2	194·6	—	—	293·8
K	37·6	137·6	247·8	268·1	202·2	212·3	490·5	—	565·3	—	—	—
L	—	27·8	—	—	—	—	—	—	—	—	3·8	3·7
Barra Head ...	—	—	—	—	—	—	—	—	—	—	141·2	—
Minch ...	—	—	70·4	115·7	—	150·0	—	—	26·7	—	—	137·1
Western Grounds.	337·5	355·0	67·3	156·7	187·6	122·7	244·7	258·0	279·2	213·0	244·6	195·6
Faroe ...	71·2	—	244·4	119·1	124·5	139·7	95·6	131·5	55·0	—	440·2	—
Iceland ...	—	97·4	628·5	757·7	550·6	275·1	358·5	200·9	367·7	109·5	—	—

Average Catch of Whitings, in cwts., per 100 hours' fishing (Aberdeen Trawlers)—1905.

Area.	Jan.	Feb.	Mar.	April.	May.	June.	July.	Aug.	Sept.	Oct.	Nov.	Dec.
VI	—	—	33·4	118·0	—	—	—	—	9·8	12·8	—	—
VII	—	—	77·1	100·3	93·2	80·2	—	—	—	—	—	—
VIII	—	—	116·5	62·3	32·5	97·6	—	—	—	—	14·1	—
IX	—	—	7·3	—	—	2·8	—	—	—	—	—	—
X	68·2	46·7	28·6	40·9	2·2	7·9	3·7	15·2	19·4	35·2	31·8	54·4
XI	42·3	69·4	67·9	88·3	62·2	104·3	189·0	—	17·7	11·3	20·0	33·3
XII	21·2	32·5	34·9	82·2	71·3	77·3	142·7	—	12·7	11·3	13·1	17·4
XIII	50·8	19·2	4·2	18·9	4·8	17·9	17·5	1·0	10·3	8·0	36·8	—
XIV	64·1	82·1	77·4	94·3	32·7	17·0	31·4	10·5	20·1	25·3	32·2	48·7
XV	48·8	47·3	56·1	62·4	53·3	67·2	41·1	18·0	28·8	28·9	29·5	34·3
XVI	49·2	30·3	39·7	42·3	62·3	—	—	—	—	—	13·8	25·0
XVII... ...	6·4	10·5	14·0	20·6	13·0	18·9	13·3	0·8	23·8	10·8	—	12·0
XVIII ...	40·3	45·3	57·4	39·0	8·3	29·3	30·9	23·1	28·5	25·4	25·9	23·4
XIX	31·6	21·4	32·1	30·7	18·7	63·3	33·4	33·0	18·7	24·7	27·4	24·7
XX	20·0	21·5	21·1	24·3	21·5	14·5	6·4	11·4	23·2	25·9	18·6	24·0
XXII ...	—	—	—	—	—	—	—	—	—	0·0	17·5	7·0
XXIII ...	29·9	20·0	12·9	12·5	17·5	16·3	29·9	24·6	16·1	13·2	14·5	14·0
XXIV ...	18·3	11·2	6·5	17·8	8·3	2·6	24·3	27·9	18·6	19·2	16·4	18·7
XXV... ...	28·5	22·8	—	—	7·2	2·8	7·6	8·2	15·7	22·0	12·6	11·7
XXVI ...	—	—	11·4	—	5·9	0·0	5·1	6·0	—	10·6	9·9	10·2
XXVII ...	10·6	—	—	—	—	0·0	0·5	12·0	6·1	16·6	8·0	3·7
XXVIII ...	—	24·4	—	—	1·7	6·8	4·6	—	—	10·4	7·6	3·9
XXXI ...	17·0	18·5	12·8	7·2	12·7	2·6	0·0	6·1	6·8	6·0	6·8	8·7
XXX... ...	9·1	16·4	27·2	—	—	—	6·2	7·5	—	15·5	14·8	10·0
XXXI ...	45·0	16·1	30·3	—	9·1	7·6	5·6	9·2	9·9	7·0	8·2	19·2
XXXII ...	—	3·8	—	—	4·5	—	1·7	6·6	7·2	0·4	—	—
XXXIII ...	8·3	—	—	—	—	—	—	—	—	—	—	—
XXXIV ...	—	—	—	—	—	—	—	—	—	—	5·2	—
XXXV ...	—	—	—	—	—	1·7	—	—	8·9	9·8	—	—
XXXVI ...	5·0	7·7	8·5	—	—	—	—	—	8·0	16·2	13·8	—
XXXVII ...	8·9	—	—	—	—	—	—	—	13·2	—	—	—
XXXVIII ...	—	—	—	—	—	0·5	—	—	0·0	—	—	—
XLIII ..	—	—	—	—	—	—	13·0	—	—	—	—	—
C	534·4	47·8	5.2	5·1	3·5	6·7	12·4	16·6	24·8	32·3	46·0	24·6
D	39.9	26·8	5·2	6·9	3·5	5·3	5·1	0·9	1·7	—	9·9	10·6
J	45·8	—	—	—	21·5	13·0	2·6	0·5	24·5	—	—	64·4
K	14·3	11·8	11·7	14·3	11·6	20·8	1·7	—	34·7	—	—	—
L	—	23·0	—	—	—	—	—	—	—	—	0·0	3·7
Barra Head ...	—	—	—	—	—	—	—	—	—	—	27·9	—
Minch ...	—	—	5·3	6·7	—	0·0	—	—	13·9	—	—	17·7
Western Grounds.	95·0	34·1	7·6	7·2	13·1	2·7	8·2	12·0	16·5	34·4	22·2	61·0
Faroe ...	—	—	0·0	0·0	0·0	1·1	16·2	4·4	0·0	—	4·3	—
Iceland ...	—	0·0	0·0	3·0	6·0	0·0	1·6	2·0	0·0	0·0	—	—

Average Catch of Turbot, in cwts., per 100 hours' fishing (Aberdeen Trawlers)—1905.

Area.	Jan.	Feb.	Mar.	April.	May.	June.	July.	Aug.	Sept.	Oct.	Nov.	Dec.
VI	—	—	0·0	0·1	—	—	—	—	0·1	0·1	—	—
VII	—	—	0·0	0·1	0·2	0·0	—	—	—	—	—	—
VIII	—	—	0·0	0·1	0·1	0·0	—	—	—	—	0·0	—
IX	—	—	0·2	—	—	0·3	—	—	—	—	—	—
X	0·2	1·1	0·4	0·3	0·3	0·3	0·4	0·8	0·2	0·3	0·2	0·4
XI	0·0	0·0	0·0	0·0	0·0	0·1	0·0	—	0·1	0·1	0·1	0·0
XII	0·0	0·2	0·4	0·1	0·0	0·0	0·1	—	0·2	0·8	0·3	0·3
XIII	0·3	2·6	0·5	1·1	1·2	0·9	0·6	0·1	0·3	0·1	0·0	—
XIV	0·0	0·1	0·0	0·3	0·2	0·6	0·8	0·8	0·2	0·2	0·2	0·0
XV	0·0	0·0	0·1	0·0	0·0	0·2	0·2	0·0	0·2	0·0	0·0	0·0
XVI	0·4	0·1	0·0	0·1	0·0	—	—	—	—	—	0·1	0·0
XVII... ...	0·7	1·4	0·7	0·3	0·6	0·6	0·5	0·7	0·0	0·6	—	1·0
XVIII ...	0·1	1·5	0·1	0·4	0·8	0·7	1·3	0·4	0·0	0·0	0·1	0·4
XIX	0·0	0·1	0·0	0·1	0·6	0·1	0·2	0·1	0·0	0·1	0·0	0·1
XX	0·2	0·1	0·1	0·1	0·4	0·9	0·6	0·7	0·2	0·4	0·1	0·1
XXII ...	—	—	—	—	—	—	—	—	—	0·3	0·0	0·8
XXIII ...	0·5	0·6	1·5	1·0	13·7	0·7	0·9	1·4	1·6	1·0	1·2	1·2
XXIV ...	0·2	0·2	0·3	0·6	0·4	3·6	2·1	1·1	0·6	0·1	0·0	0·0
XXV... ...	0·0	0·2	—	—	0·6	0·8	1·0	0·8	0·3	0·2	0 2	0·1
XXVI ...	—	—	0·0	—	2·2	1·9	0·4	0·5	—	0·1	0·2	0·4
XXVII ...	3·5	—	—	—	—	6·2	1·0	0·4	0·2	0·6	0·7	2·8
XXVIII ...	—	0·9	—	—	0·8	0·0	0·7	—	—	2·0	1·4	0·2
XXIX ...	0·9	1·1	0·9	2·8	1·6	1·4	0·0	1·0	0·6	1·7	1·0	0·5
XXX... ...	0·0	0·1	0·0	—	—	—	2·0	1·9	—	0·0	0·0	0·0
XXXI ...	0·0	0·3	0·1	—	0·1	0·3	0·6	1·0	1·0	0·3	0·1	0·0
XXXII ...	—	0·3	—	—	0·9	—	0·7	0·3	0·2	0·0	—	—
XXXIII ...	4·8	—	—	—	—	—	—	—	—	—	—	—
XXXIV ...	—	—	—	—	—	—	—	—	—	—	0·0	—
XXXV ...	—	—	—	—	—	0·8	—	—	0·0	0·0	—	—
XXXVI ...	0·5	1·5	0·1	—	—	—	—	—	0·4	0·5	0·7	—
XXXVII ...	2·3	—	—	—	—	—	—	—	0·1	—	—	—
XXXVIII ...	—	—	—	—	—	4·5	—	—	0·0	—	—	—
XLIII ...	—	—	—	—	—	—	0·0	—	—	—	—	—
C	50·0	3·0	2·0	1·2	0·7	0·4	0·9	1·5	1·2	2·5	1·7	0·7
D	0·7	2·6	3·1	2·0	1·1	0·3	0·9	2·3	2·0	—	0·5	0·8
J	0·0	—	—	—	0·8	0·2	4·3	3·9	9·4	—	—	0·9
K	2·3	10·0	5·6	2·2	1·5	2·6	3·3	—	2·4	—	—	—
L	—	0·1	—	—	—	—	—	—	—	—	0·0	0·2
Barra Head ...	—	—	—	—	—	—	—	—	—	—	0·0	—
Minch ...	—	—	1·3	0·6	—	1·6	—	—	0·2	—	—	0·2
Western Grounds.	2·2	3·3	2·5	1·1	0·8	0·3	0·9	2·3	0·0	1·0	1·6	1·1
Faroe ...	0·0	—	0·0	0·0	0·1	0·0	0·0	0·1	0·0	—	0·0	—
Iceland ...	—	0·0	0·0	0·0	0·0	0·0	0·0	0·0	0·0	0·0	—	—

AVERAGE CATCH OF HALIBUT, IN CWTS., PER 100 HOURS' FISHING (ABERDEEN TRAWLERS)—1905.

Area.	Jan.	Feb.	Mar.	April.	May.	June.	July.	Aug.	Sept.	Oct.	Nov.	Dec.
VI	—	—	1·8	4·4	—	—	—	—	3·0	2·1	—	—
VII	—	—	2·3	2·9	3·0	1·5	—	—	—	—	—	—
VIII	—	—	3·6	4·2	0·9	3·4	—	—	—	—	7·0	—
IX	—	—	0·2	—	—	5·1	—	—	—	—	—	—
X	3·6	2·0	2·2	2·4	4·0	4·4	2·8	3·0	2·4	1·9	1·5	3·4
XI	1·2	1·2	2·4	2·4	3·0	2·0	2·4	—	2·0	6·8	2·5	1·8
XII	0·6	2·7	2·5	3·4	3·7	1·4	0·4	—	3·3	3·4	2·7	2·5
XIII	1·3	0·5	0·3	0·3	0·9	2·0	0·9	0·1	3·9	3·2	4·3	—
XIV	1·8	1·6	1·0	0·7	1·6	1·5	2·4	2·2	2·6	2·8	1·8	1·9
XV	1·9	2·4	2·0	3·0	3·0	0·7	0·7	1·3	2·3	3·0	2·3	1·9
XVI	2·0	1·7	1·6	1·3	2·6	—	—	—	—	—	2·7	1·8
XVII	0·6	0·6	0·6	0·6	0·9	2·0	1·2	0·4	0·8	0·0	—	0·6
XVIII ...	0·9	0·4	0·5	0·4	1·7	0·7	1·7	0·9	2·6	2·0	2·5	0·8
XIX	1·4	1·1	1·8	1·6	2·1	0·7	1·0	2·4	1·0	0·8	1·6	1·2
XX	1·5	1·2	1·8	1·8	2·2	1·0	1·2	1·9	1·4	1·6	1·8	1·1
XXII ...	—	—	—	—	—	—	—	—	—	0·1	0·0	0·2
XXIII ...	0·0	0·3	0·1	0·5	0·6	0·5	1·1	0·8	0·5	0·4	0·2	0·3
XXIV ...	1·1	2·6	1·9	0·3	1·8	3·1	1·8	0·9	1·0	0·9	4·7	1·4
XXV	1·5	1·5	—	—	2·6	1·1	1·6	1·1	0·8	0·8	0·6	1·2
XXVI ...	—	—	1·7	—	4·0	4·4	1·3	1·3	—	1·2	1·1	1·8
XXVII ...	1·7	—	—	—	—	0·7	1·4	1·9	0·8	2·3	0·3	4·1
XXVIII ...	—	0·3	—	—	0·4	0·0	0·5	—	—	0·4	0·2	0·5
XXIX ...	0·4	0·4	0·1	0·6	0·6	0·2	0·2	0·2	0·2	0·1	0·3	0·2
XXX ...	0·6	0·6	1·0	—	—	—	0·6	0·9	—	0·4	0·7	0·4
XXXI ...	5·0	0·8	2·1	—	2·2	0·4	0·9	0·7	0·6	0·3	0·6	0·4
XXXII ...	—	0·2	—	—	2·1	—	0·1	1·2	0·8	1·1	—	—
XXXIII ...	0·2	—	—	—	—	—	—	—	—	—	—	—
XXXIV ...	—	—	—	—	—	—	—	—	—	—	0·0	
XXXV ...	—	—	—	—	—	0·0	—	—	0·1	0·1	—	—
XXXVI ...	1·0	0·3	0·1	—	—	—	—	—	0·2	0·0	0·6	—
XXXVII ...	0·1	—	—	—	—	—	—	—	0·6	—	—	—
XXXVIII ...	—	—	—	—	—	0·0	—	—	0·6	—	—	—
XLIII ...	—	—	—	—	—	—	1·7	—	—	—	—	—
C	21·1	3·5	3·7	2·5	3·1	3·4	2·8	3·0	1·6	0·5	0·8	1·9
D	0·3	2·9	4·7	4·4	4·2	2·7	2·8	0·6	0·1	—	1·4	1·3
J	0·0	—	—	—	6·3	6·3	3·4	3·5	0·5	—	—	1·1
K	0·9	1·8	2·6	5·0	9·5	7·7	3·6	—	1·1	—	—	—
L	—	0·1	—	—	—	—	—	—	—	—	0·0	0·0
Barra Head ...	—	—	—	—	—	—	—	—	—	—	0·4	—
Minch ...	—	—	1·4	1·2	—	0·3	—	—	9·4	—	—	1·2
Western Grounds.	3·8	2·8	1·1	2·8	5·4	2·5	2·0	2·6	0·5	1·4	2·3	2·8
Faroe ...	6·2	—	13·0	11·2	11·0	11·3	13·3	10·0	11·7	—	27·2	—
Iceland ...	—	11·8	12·1	9·2	5·4	5·6	4·6	6·4	22·9	36·7	—	—

Average Catch of Brill, in cwts., per 100 hours' fishing (Aberdeen Trawlers)—1905.

Area.	Jan.	Feb.	Mar.	April.	May.	June.	July.	Aug.	Sept.	Oct.	Nov.	Dec.
VI	—	—	0·0	0·0	—	—	—	—	0·0	0·0	—	—
VII	—	—	0.0	0·0	0·0	0.0	—	—	—	—	—	—
VIII	—	—	0·0	0·0	0·0	0·0	—	—	—	—	0·0	—
IX	—	—	0·0	—	—	0·0	—	—	—	—	—	—
X	0·0	0·0	0·0	0·0	0·0	0·0	0·1	0·0	0·0	0·0	0·0	0·0
XI	0·0	0·0	0·0	0.0	0·0	0·0	0·0	—	0·0	0·0	0·0	0·0
XII	0·0	0·0	0·0	0·0	0·0	0·0	0·0	—	0·0	0·0	0·0	0·0
XIII	0·0	0·1	0·0	0·3	0·5	0·3	0·6	0·0	0·0	0·0	0·0	—
XIV	0·0	0·0	0·0	0·0	0·0	0·1	0·0	0·0	0·0	0·0	0·0	0·0
XV	0·0	0·0	0·0	0·0	0·0	0·0	0·0	0·0	0·0	0·0	0·0	0·0
XVI	0·0	0·0	0·0	0·0	0·0	—	—	—	—	—	0·0	0·0
XVII... ...	0·1	0·1	0·4	0·1	0·3	0·2	0·4	0·0	0·0	0·2	—	0·5
XVIII ...	0·0	0·0	0·2	0·0	0·0	0·0	0·5	0·0	0·0	0·0	0·0	0·2
XIX	0·0	0·0	0·0	0·1	0·1	0·0	0·0	0·0	0·0	0·0	0·0	0·0
XX	0·0	0·0	0·0	0·1	0·1	0·0	0·0	0·0	0·0	0·0	0·0	0·0
XXII... ...	—	—	—	—	—	—	—	—	—	1·3	0·0	0·0
XXIII ...	0·1	0·4	0·5	0·2	0·1	0·2	0·0	0·0	0·0	0·1	0·1	0·1
XXIV ...	0·0	0·0	0·0	0·0	0·0	0·0	0·0	0·0	0·0	0·0	0·0	0·0
XXV ...	0·0	0·0	—	—	0·0	0·0	0·0	0·0	0·0	0·0	0·0	0·0
XXVI ...	—	—	0·0	—	1·5	2·2	0·0	0·0	—	0·0	0·1	0·2
XXVII ...	4·2	—	—	—	—	0·3	0·1	0·0	0·0	0·1	0·0	0·2
XXVIII ...	—	4·5	—	—	0·8	0·0	0·4	—	—	0·6	0·5	1·2
XXIX ...	0·2	0·0	0·1	0·1	0·0	0·0	0·0	0·0	0·0	0·1	1·2	
XXX ...	0·0	0·0	0·0	—	—	—	0·0	0·0	—	0·0	0·0	0·0
XXXI ...	0·0	0·0	0·0	—	0·0	0·0	0·0	0·0	0·0	0·0	0·0	0·0
XXXII ...	—	0·1	—	—		—	0·0	0·0	0·0	0·0	—	—
XXXIII ...	0·6	—	—	—		—	—	—	—	—	—	—
XXXIV ...	—	—	—	—	—	—	—	—	—	—	0·0	—
XXXV ...	—	—	—	—	—	0·0	—	—	0·0	0·0	—	—
XXXVI ...	0·0	0·1	0·0	—	—	—	—	—	0·0	0·0	0·0	—
XXXVII ...	0·2	—	—	—	—	—	—	—	0·0	—	—	—
XXXVIII ...	—	—	—	—	—	1·0	—	—	0·0	—	—	—
XLIII ...	—	—	—	—	—	—	0·0	—	—	—	—	—
C	0.0	0·0	0·1	0·0	0·0	0·1	0·0	0·0	0·0	0·0	0·1	0·0
D	0·0	0·1	0·0	0·0	0·1	0·1	0·2	1·8	0·2	—	0·0	0·1
J	0·0	—	—	—	0·0	0·1	0·0	0·0	0·0	—	—	0·0
K	0·0	0·0	0·0	0·0	0·0	0·0	0·0	—	0·0	—	—	—
L	—	0·0	—	—	—	—	—	—	—	—	0·0	0·0
Barra Head ...	—	—	—	—	—	—	—	—	—	—	0·0	—
Minch ...	—	—	0·1	0·0	—	0·0	0·0	—	0·0	—	—	0·0
Western Grounds.	0·0	0·0	0·1	0·0	0·0	0·0	0·1	0·1	0·0	0·0	0·0	0·0
Faroe ...	0·0	—	0·0	0·0	0·0	0·0	0·0	0·0	0·0	—	0·0	
Iceland ...	—	0·0	0·0	0·0	0·0	0·0	0·0	0·0	0·0	0·0	—	—

AVERAGE CATCH OF LARGE LEMONS, IN CWTS., PER 100 HOURS' FISHING (ABERDEEN TRAWLERS)—1905.

Area.	Jan.	Feb.	Mar.	April.	May.	June.	July.	Aug.	Sept.	Oct.	Nov.	Dec.
VI	—	—	0·3	0·0	—	—	—	—	1·1	0·5	—	—
VII	—	—	0·0	0·0	0·0	0·0	—	—	—	—	—	—
VIII	—	—	0·0	0·1	0·0	0.0	—	—	—	—	0·0	—
IX	—	—	1·5	—	—	1·6	—	—	—	—	—	—
X	0·8	0·7	1·6	1·4	2·3	2·8	1·8	1·1	1·1	1·1	0·8	0·5
XI	0·0	0·1	0·1	0·1	1·1	0·1	0·0	—	0·5	0·4	0·3	0·4
XII	0·6	0·2	0·2	0·1	0·3	0·0	0·2	—	0·6	1·1	0·3	0·4
XIII	0·0	1·5	3·1	2·2	2·7	4·4	2·2	1·4	0·3	0·7	0·0	—
XIV	0·2	0·3	0·4	0·7	0·8	3·1	1·7	2·6	3·8	3·6	0·5	0·3
XV	0·4	0·4	0·2	0·0	0·1	0·1	0·8	0·1	1·7	1·2	0·4	0·3
XVI	0·2	0·4	0·2	0·2	0·3	—	—	—	—	—	0·3	0·3
XVII	5·2	4·2	5·7	5·2	7·0	4·7	3·7	5·4	5·6	1·3	—	5·3
XVIII ...	0·4	1·2	0·8	2·0	0·2	2·3	3·1	7·1	3·3	1·1	1·1	2·4
XIX	0·1	0·4	0·3	0·1	1·2	0·0	2·2	1·3	1·4	2·0	0·3	0·4
XX	0·3	0·3	0·3	0·4	4·1	1·9	1·2	1·7	1·7	1·7	0·7	0·4
XXII	—	—	—	—	—	—	—	—	—	0·9	1·9	1·8
XXIII ...	5·0	5·2	8·9	10·3	9·9	7·2	7·6	9·7	8·6	7·4	6·6	3·0
XXIV ...	0·6	3·7	2·8	2·2	1·1	9·9	8·7	12·2	8·8	4·6	0·3	1·1
XXV	0·1	1·2	—	—	2·0	1·4	2·3	1·6	3·2	0·9	1·1	1·0
XXVI ...	—	—	1·1	—	2·6	0·6	1·2	1·2	—	2·3	0·7	1·3
XXVII ...	0·7	—	—	—	—	1·4	2·5	1·7	1·1	1·7	0·8	1·0
XXVIII ...	—	6·5	—	—	3·8	10·2	12·1	—	—	9·7	7·2	4·4
XXIX ...	5·7	6·6	4·5	6·3	8·8	6·5	7·0	8·8	6·9	8·6	5·5	5·2
XXX	1·2	1·0	1·0	—	—	—	7·3	7·8	—	1·7	2·0	0·4
XXXI ...	0·6	1·7	0·8	—	1·4	1·0	1·7	2·2	1·7	1·4	1·5	1·9
XXXII ...	—	0·7	—	—	1·6	—	3·8	2·6	1·5	0·8	—	—
XXXIII ...	0·6	—	—	—	—	—	—	—	—	—	—	—
XXXIV ...	—	—	—	—	—	—	—	—	—	—	1·0	—
XXXV ...	—	—	—	—	—	5·0	—	—	0·9	2·4	—	—
XXXVI ...	1·0	1·2	0·9	—	—	—	—	—	1·0	0·5	0·5	—
XXXVII ...	0·4	—	—	—	—	—	—	—	1·5	—	—	—
XXXVIII ...	—	—	—	—	—	8·1	—	—	0·2	—	—	—
XLIII ...	—	—	—	—	—	—	1·0	—	—	—	—	—
C	0·0	0·7	1·6	0·9	1·3	1·3	1·0	1·7	0·3	0·2	0·5	1·2
D	0·1	1·4	8·9	3·2	2·7	2·6	3·9	0·9	0·8	—	1·1	1·2
J	0·0	—	—	—	0·5	1·5	0·9	0·5	0·4	—	—	0·0
K	0·1	1·0	3·0	5·0	2·0	4·2	1·4	—	0·2	—	—	—
L	—	0·1	—	—	—	—	—	—	—	—	0·0	0·0
Barra Head ...	—	—	—	—	—	—	—	—	—	—	0·0	—
Minch ...	—	—	3·7	4·9	—	1·6	0·0	—	0·3	—	—	0·8
Western Grounds.	3·1	0·8	2·2	2·7	1·0	1·9	1·3	0·6	0·6	0·0	0·2	0·2
Faroe ...	0·9	—	7·5	9·9	9·7	8·7	7·7	7·3	6·7	—	3·3	—
Iceland ...	—	1·8	0·5	2·4	5·1	0·8	0·6	3·8	2·1	2·2	—	—

AVERAGE CATCH OF SMALL LEMONS, IN CWTS., PER 100 HOURS' FISHING (ABERDEEN TRAWLERS)—1905.

Area.	Jan.	Feb.	Mar.	April.	May.	June.	July.	Aug.	Sept.	Oct.	Nov.	Dec.
VI	—	—	0·0	0·0	—	—	—	—	0·1	0·1	—	—
VII	—	—	0·0	0·0	0·0	0·0	—	—	—	—	—	—
VIII	—	—	0·0	0·0	0·0	0·0	—	—	—	—	0·0	—
IX	—	—	0·0	—	—	0·0	—	—	—	—	—	—
X	0·0	0·0	0·3	0·2	1·2	0·7	0·4	0·3	0·0	0·2	0·0	0·0
XI	0·0	0·0	0·0	0·0	0·0	0·0	0·0	—	0·0	0·0	0·0	0·0
XII	0·0	0·0	0·0	0·0	0·0	0·0	0·0	—	0·0	0·0	0·0	0·0
XIII	0·0	0·0	0·0	0·8	0·7	0·4	0·1	0·4	0·1	0·0	0·0	—
XIV	0·0	0·0	0·0	0·0	0·1	0·3	0·2	0·2	0·1	0·1	0·0	0·0
XV	0·0	0·0	0·0	0·0	0·0	0·0	0·0	0·0	0·0	0·0	0·0	0·0
XVI	0·0	0·0	0·0	0·0	0·0	—	—	—	—	—	0·0	0·0
XVII... ...	0·1	0·6	1·0	0·4	1·4	0·6	1·1	1·2	0·8	0·5	—	1·7
XVIII ...	0·1	0·1	0·1	0·2	0·0	0·3	0·3	1·1	0·1	0·0	0·1	0·7
XIX	0·0	0·0	0·0	0·0	0·0	0·0	0·0	0·0	0·0	0·0	0·0	0·0
XX	0·0	0·0	0·0	0·0	0·0	0·0	0·0	0·0	0·0	0·0	0·0	0·0
XXII... ...	—	—	—	—	—	—	—	—	—	0·3	0·6	0.7
XXIII ...	0·7	1·0	1·6	1·9	2·4	2·9	1·2	1·5	2·6	2·9	2·6	1·4
XXIV ...	0·1	0·1	0·0	0·0	0·0	0·0	0·1	0·2	0·4	0·0	0·0	0·0
XXV ...	0·0	0·0	—	—	0·0	0·0	0·0	0·0	0·0	0·1	0·0	0·0
XXVI ...	—	—	0·0	—	0·0	0·0	0·7	0·0	—	0·0	0·0	0·0
XXVII ...	0·0	—	—	—	—	0·0	0·0	0·1	0·0	0·1	0·0	0·0
XXVIII ...	—	1·5	—	—	1·7	2·3	2·9	—	—	3·5	2·9	0·0
XXIX ...	0·2	0·4	0·7	0·7	1·0	0·3	0·2	0·6	0·5	1·6	1·5	0·6
XXX... ...	0·0	0·0	0·0	—	—	—	0·0	0·3	—	0·0	0·0	0·0
XXXI ...	0·0	0·0	0·0	—	0·0	0·1	0·0	0·0	0·1	0·0	0·0	0·0
XXXII ...	—	0·0	—	—	0·0	—	0·3	0·0	0·0	0·0	—	—
XXXIII ...	0·0	—	—	—	—	—	—	—	—	—	—	—
XXXIV ...	—	—	—	—	—	—	—	—	—	—	0·0	—
XXXV ...	—	—	—	—	—	0·0	—	—	0·0	0·0	—	—
XXXVI ...	0·0	0·0	0·0	—	—	—	—	—	0·0	0·0	0·0	—
XXXVII ...	0·0	—	—	—	—	—	—	—	0·0	—	—	—
XXXVIII ...	—	—	—	—	—	0·0	—	—	0·0	—	—	—
XLIII ...	—	—	—	—	—	—	0·0	—	—	—	—	—
C	0·0	0·0	0·6	0·3	0·2	0·8	0·3	0·3	1·1	1·0	0·1	0·0
D	0·1	0·0	1·0	0·3	0·5	0·6	0·9	0·3	0·0	—	1·1	0·4
J	0·0	—	—	—	0·5	0·5	0·2	0·2	0·0	—	—	0·0
K	0·0	0·1	0·0	0·6	0·1	0·2	0·3	—	1·8	—	—	—
L	—	0·0	—	—	—	—	—	—	—	—	0·0	0·0
Barra Head ...	—	—	—	—	—	—	—	—	—	—	0·0	—
Minch ...	—	—	0·3	0·1	—	0·0	0·5	—	0·0	—	—	0·0
Western Grounds.	0·0	0·0	0·2	0·2	0·2	0·9	0·5	0·3	0·3	0·5	0·0	0·0
Faroe... ...	0·0	—	0·6	0·6	1·1	1·3	1·4	1·4	0·8	—	0·0	—
Iceland ...	—	0·0	0·0	0·0	0·5	0·0	0·0	0·1	0·0	0·0	—	—

AVERAGE CATCH OF TOTAL LEMONS, IN CWTS., PER 100 HOURS' FISHING (ABERDEEN TRAWLERS)—1905.

Area.	Jan.	Feb.	Mar.	April.	May.	June.	July.	Aug.	Sept.	Oct.	Nov.	Dec.
VI	—	—	0·3	0·0	—	—	—	—	1·2	0·7	—	—
VII	—	—	0·0	0·0	0·0	0·0	—	—	—	—	—	—
VIII	—	—	0·0	0·1	0·0	0·0	—	—	—	—	0·0	—
IX	—	—	1·5	—	—	1·6	—	—	—	—	—	—
X	0·8	0·8	1·9	1·6	3·6	3·5	2·2	1·5	1·2	1·3	0·8	0·5
XI	0·0	0·1	0·1	0·1	0·1	0·1	0·0	—	0·5	0·4	0·3	0·4
XII	0·6	0·2	0·2	0·1	0·3	0·0	0·2	—	0·6	1·1	0·3	0·4
XIII	0·0	1·5	3·1	3·0	3·4	4·8	2·3	1·7	0·4	0·7	0·0	—
XIV	0·2	0·3	0·4	0·7	0·9	3·3	1·9	2·9	3·8	3·7	0·5	0·3
XV	0·4	0·4	0·2	0·0	0·1	0·1	0·8	0·1	1·7	1·2	0·4	0·3
XVI	0·2	0·4	0·2	0·2	0·3	—	—	—	—	—	0·3	0·3
XVII... ...	5·3	4·8	6·7	5·6	8·4	5·2	4·9	6·6	6·4	1·9	—	7·0
XVIII ...	0·4	1·3	0·9	2·2	0·2	2·6	3·4	8·1	3·4	1·2	1·3	3·1
XIX	0·1	0·4	0·3	0·1	1·2	0·0	2·2	1·3	1·4	2·0	3·2	0·4
XX	0·4	0·3	0·3	0·4	4·1	1·9	1·2	1·7	1·7	1·7	0·7	0·4
XXII ...	—	—	—	—	—	—	—	—	—	1·2	2·5	2·5
XXIII ...	5·6	6·1	10·5	12·3	12·4	10·1	8·8	11·2	11·1	10·3	9·0	4·3
XXIV ...	0·7	3·8	2·8	2·2	1·1	9·9	8·8	12·4	9·2	4·6	0·3	1·1
XXV... ...	0·1	1·2	—	—	2·0	1·4	2·4	1·7	3·2	1·0	1·1	1·0
XXVI ...	—	—	1·1	—	2·6	0·6	1·9	1·2	—	2·3	0·7	1·3
XXVII ...	0·7	—	—	—	—	1·4	2·5	1·8	1·1	1·8	0·8	1·0
XXVIII ...	—	8·0	—	—	5·4	12·5	15·0	—	—	13·1	10·0	4·4
XXIX ...	5·9	7·1	5·2	7·0	9·7	6·8	7·2	9·4	7·3	10·2	7·0	5·8
XXX... ...	1·2	1·0	1·0	—	—	—	7·3	8·1	—	1·7	2·0	0·4
XXXI ...	0·6	1·7	0·8	—	1·4	1·1	1·7	2·2	1·8	1·5	1·5	1·9
XXXII ...	—	0·7	—	—	1·6	—	4·1	2·6	1·5	0·8	—	—
XXXIII ...	0·6	—	—	—	—	—	—	—	—	—	—	—
XXXIV ...	—	—	—	—	—	—	—	—	—	—	1·0	—
XXXV ...	—	—	—	—	—	5·0	—	—	0·9	2·4	—	—
XXXVI ...	1·0	1·2	0·9	—	—	—	—	—	1·0	0·5	0·5	—
XXXVII ...	0·4	—	—	—	—	—	—	—	1·5	—	—	—
XXXVIII ...	—	—	—	—	—	8·1	—	—	0·2	—	—	—
XLIII ...	—	—	—	—	—	—	1·0	—	—	—	—	—
C	0·0	0·7	2·2	1·2	1·4	2·1	1·3	2·0	1·3	1·2	0·6	1·2
D	0·2	1·4	9·9	3·5	3·3	3·2	4·8	1·3	0·8	—	2·3	1·6
J	0·0	—	—	—	1·0	1·9	1·0	0·6	0·4	—	—	0·0
K	0·1	1·1	3·0	5·6	2·1	4·4	1·7	—	2·0	—	—	—
L	—	0·1	—	—	—	—	—	—	—	—	0·0	0·0
Barra Head ...	—	—	—	—	—	—	—	—	—	—	0·0	—
Minch ...	—	—	4·0	5·0	—	1·6	—	—	0·3	—	—	0·8
Western Grounds.	3·1	0·8	2·4	2·9	1·2	2·8	1·8	1·0	0·9	0·5	0·2	0·2
Faroe ...	0·9	—	8·1	10·4	10·8	10·0	9·1	8·7	7·5	—	3·3	—
Iceland ...	—	1·8	0·5	2·4	5·6	0·8	0·6	3·9	2·1	2·2	—	—

AVERAGE CATCH OF LARGE PLAICE, IN CWTS., PER 100 HOURS' FISHING (ABERDEEN TRAWLERS)—1905.

Area.	Jan.	Feb.	Mar.	April.	May.	June.	July.	Aug.	Sept.	Oct.	Nov.	Dec.
VI	—	—	0·1	0·0	—	—	—	—	0·1	0·2	—	—
VII	—	—	0·0	0·0	0·0	0·0	—	—	—	—	—	—
VIII	—	—	0·0	0·0	0·0	0·6	—	—	—	—	0·0	—
IX	—	—	7·0	—	—	2·4	—	—	—	—	—	—
X	4·2	7·6	6·4	2·2	5·3	3·0	2·6	1·3	0·0	1·2	2·1	1·9
XI	0·0	0·1	0·1	0·0	0·0	0·1	0·0	—	0·0	1·7	0·6	0·4
XII	0·0	1·0	0·5	0·2	0·2	0·0	0·0	—	0·9	1·3	1·1	1·6
XIII	0·0	5·2	0·5	0·8	4·5	1·7	2·9	0·3	0·8	1·4	0·7	—
XIV	0·1	1·0	0·2	0·0	0·0	1·6	0·6	0·9	1·1	1·6	0·7	0·1
XV	0·0	0·1	0·1	0·1	0·0	0 1	0·0	0·0	1·3	0·8	0·3	0·1
XVI	0·2	0·0	0·1	0·3	0·2	—	—	—	—	—	0·4	0·3
XVII... ...	3·6	2·7	1·2	1·2	2·1	3·2	3·3	0·1	0·0	0·7	—	1·1
XVIII ...	0·0	0·2	0·0	0·1	0·0	0·7	0·2	0·2	0·1	0·0	0·0	0·3
XIX	0·1	0·1	0·1	0·0	0·0	0·0	0·0	0·0	0·0	0·0	0·1	0·0
XX	1·2	0·6	0·2	0·0	0·1	0·1	0·6	0·4	0·2	0·8	0·4	0·4
XXII... ...	—	—	—	—	—	—	—	—	—	6·8	0·0	0·7
XXIII ...	0·1	0·4	0·5	0·0	0·2	0·3	0·0	0·0	0·1	0·6	0·1	0·1
XXIV ...	0·0	0·0	0·0	0·0	0·0	0·0	0·0	0·0	0·0	0·1	0·0	0·0
XXV ...	2·1	0·2	—	—	0·3	1·0	1·2	1·0	0·8	0·4	0·4	0·4
XXVI ...	—	—	0·0	—	2·9	4·4	5·2	1·6	—	0·9	1·7	3·9
XXVII ...	0·6	—	—	—	—	0·3	1·5	1·4	2·4	2·0	0·9	1·9
XXVIII ...	—	3·0	—	—	0·0	0·0	0·0	—	—	0·1	0·0	1·0
XXIX ...	0·0	0·8	0·2	0·0	0·2	0·1	0·1	0·1	0·0	0·1	0·0	0·1
XXX... ...	0·0	0·0	0·0	—	—	—	0·8	0·0	—	0·0	0·0	0·0
XXXI ...	0·0	0·1	0·1	—	1·0	0·2	0·7	0·9	0·3	0·6	0·5	0·0
XXXII ...	—	0·0	—	—	1·2	—	0·3	0·8	0·3	0·5	—	—
XXXIII ...	1·1	—	—	—	—	—	—	—	—	—	—	—
XXXIV ...	—	—	—	—	—	—	—	—	—	—	0·0	—
XXXV ...	—	—	—	—	—	0·0	—	—	0·0	0·6	—	—
XXXVI ...	0·0	0·1	0·0	—	—	—	—	—	0·0	0·0	0·5	—
XXXVII ...	0·0	—	—	—	—	—	—	—	0·9	—	—	—
XXXVIII ...	—	—	—	—	—	0·0	—	—	3·6	—	—	—
XLIII ...	—	—	—	—	—	—	0·7	—	—	—	—	—
C	10·9	17·8	20·7	6·3	5·5	3·4	2·0	1·7	0·3	0·3	0·9	3·1
D	0·7	7·5	22·9	5·6	4·2	2·5	5·6	6·2	2·5	—	0·0	2·5
J	0·0	—	—	—	0·6	1·6	2·1	0·5	0·0	—	—	0·0
K	1·6	7·9	4·7	1·2	0·7	1·0	0·3	—	0·1	—	—	—
L	—	1·3	—	—	—	—	—	—	—	—	0·0	0·0
Barra Head ...	—	—	—	—	—	—	—	—	—	—	0·0	—
Minch ...	—	—	11·6	3·2	—	20·0	—	—	0·0	—	—	1·2
Western Grounds.	1·9	5·9	10·8	5·1	2·9	3·1	1·0	1·0	0·3	0·0	0·8	1·4
Faroe... ...	0·0	—	3·2	4·8	6·7	3·3	0·9	1·6	5·6	—	0·0	—
Iceland ...	—	18·0	27·1	91·4	3·6	0·3	1·8	0·3	3·1	6·3	—	—

AVERAGE CATCH OF MEDIUM PLAICE, IN CWTS., PER 100 HOURS' FISHING (ABERDEEN TRAWLERS)—1905.

Area.	Jan.	Feb.	Mar.	April.	May.	June.	July.	Aug.	Sept.	Oct.	Nov.	Dec.
VI	—	—	0·6	0·2	—	—	—	—	0·7	0·2	—	—
VII	—	—	0·0	0·0	0·0	0·0	—	—	—	—	—	—
VIII	—	—	0·0	0·0	0·0	0·9	—	—	—	—	0·0	—
IX	—	—	24·6	—	—	5·2	—	—	—	—	—	—
X	17·5	21·1	12·9	12·5	19·1	8·2	8·7	7·3	1·2	5·9	5·4	7·1
XI	0·3	0·5	0·2	0·1	0·3	0·2	0·0	—	1·0	0·9	1·0	0·8
XII	0·0	2·5	0·8	0·4	0·7	0·2	0·7	—	2·7	2·8	1·5	1·0
XIII	0·3	11·3	2·6	3·6	32·1	10·7	8·4	3·2	4·9	7·8	2·3	—
XIV	0·4	1·6	0·2	0·0	0·3	5·2	3·5	4·1	4·5	8·6	1·3	0·1
XV	0·0	1·0	0·3	0·4	0·2	0·0	0·9	0·0	2·4	1·7	0·7	0·2
XVI	1·0	0·4	0·3	0·3	0·6	—	—	—	—	—	0·8	0·6
XVII	8·7	7·4	3·8	2·4	10·6	7·9	6·0	3·4	0·8	5·2	—	4·4
XVIII ...	0·1	0·8	0·3	0·7	0·0	3·1	1·1	1·6	0·7	0·2	0·1	3·7
XIX	0·4	0·7	0·4	0·5	0·9	0·0	0·0	0·0	0·8	0·9	0·7	0·1
XX	4·5	3·6	1·4	0·6	2·3	11·0	10·2	8·4	4·8	7·2	3·7	1·7
XXII	—	—	—	—	—	—	—	—	—	30·4	0·0	1·3
XXIII ...	4·4	5·1	5·9	2·8	2·9	2·7	0·7	1·5	2·1	3·1	2·8	3·0
XXIV ...	0·0	0·8	0·2	0·6	0·2	1·6	0·8	1·0	1·3	1·3	0·0	0·1
XXV	6·2	2·7	—	—	5·7	8·1	11·0	11·2	6·4	5·1	4·9	2·4
XXVI ...	—	—	0·0	—	6·6	16·2	6·2	10·0	—	5·9	8·3	14·1
XXVII ...	1·9	—	—	—	—	6·9	3·8	14·3	16·4	14·3	2·8	8·3
XXVIII ...	—	26·5	—	—	6·7	4·5	3·8	—	—	8·4	6·3	7·1
XXIX ...	3·1	12·1	9·2	6·2	2·4	4·2	3·7	4·8	3·1	4·0	3·0	4·5
XXX	0·0	0·2	0·2	—	—	—	3·8	5·0	—	0·5	0·7	0·0
XXXI ...	0·0	2·1	1·4	—	1·6	1·8	7·4	10·6	2·6	5·0	3·5	0·3
XXXII ...	—	1·4	—	—	11·3	—	1·6	8·2	4·1	3·5	—	—
XXXIII ...	2·0	—	—	—	—	—	—	—	—	—	—	—
XXXIV ...	—	—	—	—	—	—	—	—	—	—	0·5	—
XXXV ...	—	—	—	—	—	4·2	—	—	1·6	1·8	—	—
XXXVI ...	3·0	2·3	2·3	—	—	—	—	—	2·0	0·5	3·3	—
XXXVII ...	1·1	—	—	—	—	—	—	—	2·9	—	—	—
XXXVIII ...	—	—	—	—	—	0·0	—	—	12·9	—	—	—
XLIII ...	—	—	—	—	—	—	2·0	—	—	—	—	—
C	15·6	40·7	49·1	28·1	24·1	12·0	10·1	10·7	2·5	5·0	9·1	13·7
D	2·3	15·1	67·2	29·0	20·0	11·7	17·9	23·2	36·3	—	0·5	10·1
J	0·0	—	—	—	21·5	7·6	19·3	9·2	2·5	—	—	2·2
K	5·0	14·0	14·1	11·7	10·9	15·6	6·7	—	13·1	—	—	—
L	—	2·0	—	—	—	—	—	—	—	—	0·0	0·0
Barra Head ...	—	—	—	—	—	—	—	—	—	—	0·0	—
Minch ...	—	—	29·0	16·2	—	214·4	—	—	1·4	—	—	6·8
Western Grounds.	5·0	10·2	32·1	21·3	14·1	11·0	8·5	6·4	4·8	1·2	4·8	8·3
Faroe ...	0·0	—	0·8	1·8	5·9	1·6	0·2	0·8	1·1	—	0·5	—
Iceland ...	—	94·5	49·8	93·9	8·1	2·0	1·8	3·4	7·8	19·0	—	—

Average Catch of Small Plaice, in cwts., per 100 hours' fishing (Aberdeen Trawlers)—1905.

Area.	Jan.	Feb.	Mar.	April.	May.	June.	July.	Aug.	Sept.	Oct.	Nov.	Dec.
VI	—	—	0·0	0·0	—	—	—	—	0·0	0·0	—	—
VII	—	—	0·0	0·0	0·0	0·0	—	—	—	—	—	—
VIII	—	—	0·0	0·0	0·0	0·0	—	—	—	—	0·0	—
IX	—	—	0·2	—	—	0·0	—	—	—	—	—	—
X	4·4	1·9	2·0	0·6	0·3	0·2	0·2	0·2	0·0	0·0	0·1	0·4
XI	0·0	0·0	0·0	0·0	0·0	0·0	0·0	—	0·0	0·0	0·0	0·0
XII	0·0	0·0	0·0	0·0	0·1	0·0	0·0	—	0·0	0·0	0·0	0·0
XIII	0·0	0·8	2·1	1·1	5·1	1·0	1·3	1·9	1·8	1·0	0·0	—
XIV	0·0	0·0	0·0	0·0	0·0	0·3	0·0	0·0	0·0	0·2	0·0	0·0
XV	0·0	0·0	0·0	0·0	0·0	0·0	0·0	0·0	0·0	0·0	0·0	0·0
XVI	0·0	0·0	0·0	0·0	0·0	—	—	—	—	—	0·0	0·0
XVII	0·3	0·7	0·6	0·2	2·8	0·3	0·0	0·3	0·0	0·2	—	0·0
XVIII ...	0·0	0·0	0·0	0·1	0·0	0·1	0·1	0·0	0·0	0.0	0·0	0·0
XIX	0·0	0·0	0·0	0·0	0·0	0·0	0·0	0·0	0·0	0·0	0·0	0·0
XX	0·0	0·0	0·0	0·0	0·0	0·0	0·0	0·1	0·0	0·3	0·1	0·0
XXII	—	—	—	—	—	—	—	—	—	80·9	0·0	0·0
XXIII ...	0·9	1·1	1·1	0·2	0·1	0·0	0·1	0·2	0·4	0·4	0·4	0·6
XXIV ...	0·0	0·0	0·0	0·0	0·0	0·0	0·0	0·0	0·0	0·0	0·0	0·0
XXV	0·0	0·5	—	—	0·0	0·2	0·3	0·3	0·0	0·0	0·2	0·0
XXVI ...	—	—	0·0	—	0·6	0·0	0·2	0·1	—	0·2	0·0	0·0
XXVII ...	2·2	—	—	—	—	1·0	0·4	2·7	1·4	0·3	1·2	0·0
XXVIII ...	—	5·3	—	—	1·7	0·0	0·0	—	—	1·4	1·0	2·0
XXIX ...	0·0	0·9	1·0	0·7	0·1	0·0	0·1	0·1	0·0	0·2	0·0	0·1
XXX	0·0	0·0	0·1	—	—	—	0·0	0·0	—	0·0	0·0	0·0
XXXI ...	0·0	0·1	0·0	—	0·0	0·1	0·1	0·1	0·0	0·0	0·0	0·0
XXXII ...	—	0·7	—	—	0·2	—	0·0	0·1	0·1	0·0	—	—
XXXIII ...	1·4	—	—	—	—	—	—	—	—	—	—	—
XXXIV ...	—	—	—	—	—	—	—	—	—	—	0·0	—
XXXV ...	—	—	—	—	—	0·0	—	—	0·0	0·0	—	—
XXXVI ...	1·0	0·3	0·0	—	—	—	—	—	0·0	0·0	0·0	—
XXXVII ...	2·2	—	—	—	—	—	—	—	3·2	—	—	—
XXXVIII ...	—	—	—	—	—	48·7	—	—	3·1	—	—	—
XLIII ...	—	—	—	—	—	—	0·3	—	—	—	—	—
C	0·0	2·1	5·0	0·3	0·5	0·3	0·3	1·4	0·1	0·6	0·3	0·0
D	0·1	1·4	7·3	0·2	0·5	0·2	0·0	0·7	2·6	—	0·0	1·5
J	0·0	—	—	—	0·3	0·0	0·0	0·0	0·0	—	—	0·0
K	0·0	0·4	0·5	0·2	0·7	1·2	0·0	—	0·0	—	—	—
L	—	0·0	—	—	—	—	—	—	—	—	0·0	0·0
Barra Head ...	—	—	—	—	—	—	—	—	—	—	0·0	—
Minch ...	—	—	1·0	0·4	—	0·0	—	—	0·0	—	—	1·7
Western Grounds.	0·3	0·5	1·7	0·4	0·6	0·1	0·0	0·8	0·1	0·0	0·0	2·1
Faroe ...	0·0	—	0·0	0·0	—	0·0	0·0	0·0	0·0	—	0·0	—
Iceland ...	—	23·5	0·0	26·2	4·1	0·0	0·2	0·6	0·0	73·4	—	—

AVERAGE CATCH OF TOTAL PLAICE, IN CWTS., PER 100 HOURS' FISHING (ABERDEEN TRAWLERS)—1905.

Area.	Jan.	Feb.	Mar.	April.	May.	June.	July.	Aug.	Sept.	Oct.	Nov.	Dec.
VI	—	—	0·7	0·2	—	—	—	—	0·7	0·4	—	—
VII	—	—	0·0	0·0	0·0	0·0	—	—	—	—	—	—
VIII	—	—	0·0	0·0	0·0	1·5	—	—	—	—	0·0	—
IX	—	—	31·8	—	—	7·6	—	—	—	—	—	—
X	26·1	30·7	21·4	15·3	24·9	11·4	11·4	8·8	1·3	7·1	7·6	9·4
XI	0·3	0·5	0·3	0·2	0·3	0·2	0·0	—	1·1	2·6	1·6	1·3
XII	0·0	3·5	1·3	0·6	1·0	0·2	0·7	—	3·6	4·1	2·7	1·6
XIII	0·3	17·3	5·2	5·6	41·7	13·4	12·6	5·4	7·4	10·0	3·0	—
XIV	0·5	2·6	0·4	0·0	0·3	7·2	4·2	5·0	5·6	10·4	2·0	0·2
XV	0·0	1·2	0·5	0·5	0·2	0·1	1·0	0·0	3·7	2·5	1·0	0·3
XVI	1·2	0·4	0·4	0·6	0·8	—	—	—	—	—	1·2	0·9
XVII ...	12·6	10·8	5·5	3·8	15·5	11·4	9·3	3·9	0·8	6·1	—	5·5
XVIII ...	0·1	1·0	0·3	0·9	0·0	3·9	1·4	1·8	0·8	0·3	0·2	4·0
XIX	0·6	0·9	0·5	0·5	0·9	0·0	0·0	0·0	0·8	0·9	0·9	0·2
XX	5·4	4·2	1·6	0·6	2·5	11·2	11·8	8·9	5·0	8·3	4·2	2·1
XXII ...	—	—	—	—	—	—	—	—	—	117·8	0·0	2·0
XXIII ...	5·4	6·6	7·5	3·0	3·1	3·2	0·8	1·8	2·5	3·2	3·3	3·6
XXIV ...	0·0	0·8	0·2	0·6	0·2	1·6	0·9	1·0	1·3	1·5	0·0	0·1
XXV	8·2	3·5	—	—	6·0	9·4	12·6	12·5	7·2	5·5	5·5	2·8
XXVI ...	—	—	0·0	—	10·1	20·6	11·6	11·7	—	6·9	10·1	18·0
XXVII ...	4·7	—	—	—	—	8·3	5·7	18·4	20·2	16·7	5·0	10·2
XXVIII ...	—	34·8	—	—	8·3	4·5	3·8	—	—	9·9	7·3	10·0
XXIX ...	3·1	13·8	10·4	6·9	2·7	4·4	3·8	5·0	3·2	4·4	3·0	4·8
XXX ...	0·0	0·2	0·4	—	—	—	4·6	5·0	—	0·5	0·7	0·0
XXXI ...	0·0	2·3	1·5	—	2·7	2·1	8·2	11·6	2·9	5·6	4·0	0·3
XXXII ...	—	2·1	—	—	12·8	—	1·8	9·1	4·5	4·0	—	—
XXXIII ...	4·5	—	—	—	—	—	—	—	—	—	—	—
XXXIV ...	—	—	—	—	—	—	—	—	—	—	0·5	—
XXXV ...	—	—	—	—	—	4·2	—	—	1·6	2·4	—	—
XXXVI ...	4·0	2·7	2·3	—	—	—	—	—	2·0	0·5	3·8	—
XXXVII ...	3·3	—	—	—	—	—	—	—	7·0	—	—	—
XXXVIII ...	—	—	—	—	—	48·7	—	—	19·6	—	—	—
XLIII ...	—	—	—	—	—	—	3·0	—	—	—	—	—
C	26·6	60·6	74·7	34·8	30·1	15·7	12·3	13·8	2·9	5·8	10·3	16·9
D	3·1	24·0	97·4	34·8	24·7	14·4	23·5	30·1	48·4	—	0·5	14·1
J	0·0	—	—	—	22·3	9·2	21·4	9·8	2·5	—	—	2·2
K	6·6	22·3	19·3	13·1	12·3	17·9	6·9	—	13·5	—	—	—
L	—	3·3	—	—	—	—	—	—	—	—	0·0	0·0
Barra Head ...	—	—	—	—	—	—	—	—	—	—	0·0	—
Minch ...	—	—	41·6	19·9	—	234·4	—	—	1·4	—	—	9·7
Western Grounds.	7·2	16·6	44·6	26·8	17·5	14·2	9·6	8·3	0·0	1·2	5·6	11·9
Faroe ...	0·0	—	4·0	6·5	12·6	4·9	1·2	2·5	6·7	—	0·5	—
Iceland ...	—	136·1	76·9	211·5	15·8	2·2	3·8	4·3	10·9	98·8	—	—

Average Catch of Dabs, in cwts., per 100 hours' fishing (Aberdeen Trawlers)—1905.

Area.	Jan.	Feb.	Mar.	April.	May.	June.	July.	Aug.	Sept.	Oct.	Nov.	Dec.
VI	—	—	0·0	0·0	—	—	—	—	0·1	0·0	—	—
VII	—	—	0·0	0·0	0·0	0·0	—	—	—	—	—	—
VIII	—	—	0·0	0·0	0·0	0·0	—	—	—	—	0·0	—
IX	—	—	0·0	—	—	2·1	—	—	—	—	—	—
X	0·7	0·1	0·1	0·2	0·5	0·4	0·5	0·9	0·0	1·0	0·0	0·1
XI	0·0	0·0	0·0	0·0	0·0	0·0	0·0	—	0·0	0·0	0·0	0·0
XII	0·0	0·0	0·0	0·0	0·0	0·0	0·0	—	0·0	0·0	0·0	0·0
XIII	0·0	0·0	0·0	0·0	0·7	0·1	0·3	0·6	1·0	0·7	0·0	—
XIV	0·0	0·0	0·0	0·0	0·0	0·0	0·1	0·3	0·1	0·0	0·0	0·0
XV	0·0	0·0	0·0	0·0	0·0	0·0	0·0	0·0	0·0	0·0	0·0	0·0
XVI	0·0	0·0	0·0	0·2	0·0	—	—	—	—	—	0·0	0·0
XVII... ...	0·2	0·5	0·2	0·3	0·2	0·3	0·2	2·4	0·0	0·8	—	0·6
XVIII ...	0·0	0·0	0·1	0·1	0·0	0·0	0·1	0·0	0·0	0·0	0·0	0·0
XIX	0·0	0·0	0·0	0·0	0·0	0·0	0·0	0·0	0·0	0·0	0·0	0·0
XX	0·0	0·0	0·0	0·0	0·0	0·0	0·0	0·0	0·0	0·5	0·0	0·0
XXII... ...	—	—	—	—	—	—	—	—	—	6·2	0·0	0·0
XXIII ...	0·3	0·2	0·5	0·2	0·2	0·1	0·1	0·4	1·1	1·3	0·9	0·8
XXIV ...	0·0	0·0	0·0	0·0	0·0	0·0	0·0	0·0	0·0	0·0	0·0	0·1
XXV... ...	0·0	0·0	—	—	0·0	0·0	0·0	0·0	0·0	0·0	0·0	0·0
XXVI ...	—	—	0·0	—	0·0	0·0	0·0	0·0	—	0·0	0·0	0·0
XXVII ...	0·0	—	—	—	—	0·0	0·0	0·0	0·0	0·0	0·0	0·0
XXVIII ...	—	0·0	—	—	0·0	0·0	0·0	—	—	2·2	0·6	0·0
XXIX ...	0·2	1·1	0·6	0·4	0·2	0·2	0·0	0·1	0·1	1·2	0·5	1·1
XXX ...	0·0	0·1	0·0	—	—	—	0·0	0·0	—	0·0	0·0	0·0
XXXI ...	0·0	0·0	0·0	—	0·0	0·0	0·0	0·0	0·0	0·0	0·0	0·0
XXXII ...	—	0·0	—	—	0·0	—	0·0	0·0	0·0	0·0	—	—
XXXIII ...	0·0	—	—	—	—	—	—	—	—	—	—	—
XXXIV ...	—	—	—	—	—	—	—	—	—	—	0·0	—
XXXV ...	—	—	—	—	—	0·0	—	—	0·0	0·0	—	—
XXXVI ...	0·0	0·2	1·2	—	—	—	—	—	0·0	6·3	1·0	—
XXXVII ...	0·6	—	—	—	—	—	—	—	0·0	—	—	—
XXXVIII ...	—	—	—	—	—	1·0	—	—	0·0	—	—	—
XLIII ...	—	—	—	—	—	—	0·0	—	—	—	—	—
C	1·6	0·0	0·4	0·3	0·3	0·1	0·4	0·9	0·6	1·0	0·8	1·2
D	0·1	0·5	2·2	0·0	0·2	0·1	1·1	0·2	7·5	—	0·0	4·7
J	0·0	—	—	—	0·3	0·4	0·0	0·3	0·0	—	—	4·4
K	0·0	0·2	0·5	0·5	0·0	1·2	0·0	—	0·6	—	—	—
L	—	0·0	—	—	—	—	—	—	—	—	0·0	0·0
Barra Head ...	—	—	—	—	—	—	—	—	—	—	0·0	—
Minch ...	—	—	0·1	0·2	—	5·0	—	—	0·0	—	—	2·1
Western Grounds.	0·0	0·2	0·4	0·4	0·1	0·0	0·1	0·0	0·6	1·4	0·0	1·6
Faroe ...	1·2	—	0·9	1·1	0·7	0·5	0·4	0·6	0·0	—	2·2	—
Iceland ...	—	0·0	0·0	0·0	0·6	0·1	0·0	3·2	0·0	30·4	—	—

AVERAGE CATCH OF LARGE WHITCHES, IN CWTS., PER 100 HOURS' FISHING (ABERDEEN TRAWLERS)—1905.

Area.	Jan.	Feb.	Mar.	April.	May.	June.	July.	Aug.	Sept.	Oct.	Nov.	Dec.
VI	—	—	0·4	1·3	—	—	—	—	0·6	1·0	—	—
VII	—	—	1·2	1·3	1·9	2·8	—	—	—	—	—	—
VIII	—	—	3·0	0·8	2·4	3·0	—	—	—	—	0·0	—
IX	—	—	0·0	—	—	0·0	—	—	—	—	—	—
X	4·1	1·5	0·6	1·9	0·1	0·2	0·2	0·2	1·0	0·8	1·0	1·4
XI	8·1	8·7	3·6	4·6	4·7	7·5	22·0	—	0·9	3·3	5·5	4·0
XII	3·3	2·2	1·7	3·5	3·3	4·1	15·0	—	1·9	3·2	2·4	2·2
XIII	5·5	0·7	0·0	0·6	0·0	0·2	0·4	0·0	2·0	3·6	5·1	—
XIV	8·5	5·2	3·2	6·0	11·8	1·7	6·1	1·7	2·4	2·7	5·2	5·5
XV	10·0	7·8	5·4	6·1	5·6	13·8	8·1	8·0	4·4	7·1	7·1	6·0
XVI	8·2	6·2	4·4	3·6	3·5	—	—	—	—	—	2·8	7·1
XVII	5·5	0·9	1·0	1·2	0·4	0·1	0·3	0·7	5·2	0·1	—	0·9
XVIII ...	14·9	7·7	3·9	5·4	35·4	9·8	15·0	3·4	8·8	12·5	11·8	4·4
XIX	9·2	6·3	6·3	2·7	2·7	24·4	17·0	14·2	4·7	4·6	8·5	8·5
XX	3·9	2·1	3·4	1·6	1·9	2·6	0·6	1·4	2·0	2·2	2·6	3·6
XXII	—	—	—	—	—	—	—	—	—	0·3	22·5	2·0
XXIII ...	1·1	0·2	0·6	0·1	0·2	0·6	2·6	1·7	2·	1·6	0·5	0·4
XXIV ...	9·8	5·9	2·0	7·8	6·1	0·0	3·0	2·7	3·8	4·1	16·0	8·4
XXV	2·1	2·2	—	—	0·9	0·6	0·9	0·7	1·2	1·1	1·4	2·7
XXVI ...	—	—	1·1	—	0·0	0·0	0·3	0·6	—	0·6	0·2	1·2
XXVII ...	0·1	—	—	—	—	2·1	0·6	0·4	0·5	1·3	0·7	1·5
XXVIII ...	—	0·0	—	—	0·0	0·0	0·0	—	—	0·0	0·0	0·0
XXIX ...	0·3	0·3	0·3	0·0	0·0	0·1	0·1	0·1	0·1	0·3	0·1	0·0
XXX ...	6·2	4·5	1·2	—	—	—	1·2	0·0	—	2·4	3/1	4·3
XXXI ...	1·2	2·9	4·7	—	2·5	0·3	0·6	0·9	1·3	0·5	1·0	4·3
XXXII ...	—	0·2	—	—	0·7	—	1·0	0·6	0·8	0·5	—	—
XXXIII ...	0·7	—	—	—	—	—	—	—	—	—	—	—
XXXIV ...	—	—	—	—	—	—	—	—	—	—	0·0	—
XXXV ...	—	—	—	—	—	0·2	—	—	0·1	1·5	—	—
XXXVI ...	0·0	1·0	3·5	—	—	—	—	—	0·2	0·0	2·4	—
XXXVII ...	1·0	—	—	—	—	—	—	—	2·1	—	—	—
XXXVIII ...	—	—	—	—	—	0·0	—	—	0·0	—	—	—
XLIII ...	—	—	—	—	—	—	0·7	—	—	—	—	—
C	0·0	0·2	0·1	0·0	0·0	0·0	0·1	0·0	0·1	0·0	0·0	0·1
D	2·4	1·6	0·0	0·0	0·1	0·1	0·6	0·0	0·0	—	0·0	0·2
J	0·0	—	—	—	0·0	0·1	0·0	0·0	0·9	—	—	0·0
K	1·6	2·2	1·6	1·0	0·2	0·7	1·1	—	0·0	—	—	—
L	—	18·6	—	—	—	—	—	—	—	—	33·8	35·0
Barra Head ...	—	—	—	—	—	—	—	—	—	—	0·7	—
Minch ...	—	—	0·5	1·0	—	0·0	—	—	10·1	—	—	5·8
Western Grounds.	8·1	1·7	3·5	0·4	0·1	0·0	0·0	0·7	0·4	4·3	2·7	2·2
Faroe ...	0·0	—	0·0	0·0	0·0	0·0	0·0	0·0	0·0	—	0·0	—
Iceland ...	—	1·8	0·0	1·5	6·1	1·0	3·3	3·7	1·6	1·0	—	—

Average Catch of Small Whitches, in cwts., per 100 hours' fishing (Aberdeen Trawlers)—1905.

Area.	Jan.	Feb.	Mar.	April.	May.	June.	July.	Aug.	Sept.	Oct.	Nov.	Dec.
VI	—	—	0·2	3·3	—	—	—	—	0·0	0·2	—	—
VII	—	—	1·3	0·9	1·2	5·0	—	—	—	—	—	—
VIII	—	—	1·8	0·5	6·0	1·3	—	—	—	—	0·0	—
IX	—	—	0·0	—	—	0·0	—	—	—	—	—	—
X	6·5	2·2	0·7	2·0	0·1	0·1	0·1	0·0	0·7	0·9	0·7	1·8
XI	3·7	3·9	1·9	3·2	2·5	5·1	12·9	—	0·0	1·4	2·5	1·8
XII	2·1	0·5	0·4	2·4	1·5	3·4	11·8	—	0·5	0·0	0·2	0·9
XIII	7·2	1·0	0·0	0·0	0·0	0·1	0·0	0·0	1·4	2·1	6·7	—
XIV	3·8	2·5	1·8	4·8	5·5	0·3	3·8	1·1	1·2	1·3	3·4	2·2
XV	3·8	3·2	1·3	1·8	4·2	9·3	5·2	5·0	2·4	2·6	2·4	2·4
XVI	1·6	2·3	1·8	1·9	1·0	—	—	—	—	—	1·2	2·0
XVII... ...	1·6	0·2	0·2	0·5	0·4	0·0	0·1	0·2	1·6	0:0	—	0·1
XVIII ...	14·0	8·1	3·7	3·3	10·8	2·9	7·0	1·3	3·5	7·1	7·1	2·4
XIX	3·3	2·1	1·7	1·1	1·0	20·7	9·5	7·3	2·1	2·5	3·7	3·4
XX	1·1	0·4	0·9	1·0	0·6	1·2	0·0	0·0	0·7	0·2	0·5	0·7
XXII ...	—	—	—	—	—	—	—	—	—	0·0	3·8	0·4
XXIII ...	0·6	0·2	0·1	0·0	0·0	0·2	0·8	0·6	0·8	0·7	0·2	0·1
XXIV ...	1·2	0·0	0·0	2·8	1·8	0·0	1·0	1·2	1·1	1·6	4·8	1·1
XXV... ...	0·0	0·1	—	—	0·0	0·0	0·1	0·0	0·1	0·1	0·3	0·1
XXVI ...	—	—	0·3	—	0·0	0·0	0·0	0·0	—	0·0	0·0	0·0
XXVII ...	0·0	—	—	—	—	0·0	0·0	0·1	0·0	0·4	0·0	0·0
XXVIII ...	—	0·0	—	—	0·0	0·0	0·0	—	—	0·0	0·0	0·0
XXIX ...	0·0	0·1	0·1	0·0	0·0	0·0	0·0	0·0	0·0	0·1	0·0	0·0
XXX ...	0·0	0·1	0·0	—	—	—	0·0	0·0	—	0·1	0·1	0·5
XXXI ...	0·6	0·0	0·5	—	0·0	0·0	0·0	0·0	0·0	0·0	0·0	0·1
XXXII ...	—	0·0	—	—	0·0	—	0·0	0·0	0·0	0·0	—	—
XXXIII ...	0·0	—	—	—	—	—	—	—	—	—	—	—
XXXIV ...	—	—	—	—	—	—	—	—	—	—	0·0	—
XXXV ...	—	—	—	—	—	0·0	—	—	0·0	0·0	—	—
XXXVI ...	0·0	0·0	0·0	—	—	—	—	—	0·0	0·0	1·9	—
XXXVII ...	0·0	—	—	—	—	—	—	—	0·0	—	—	—
XXXVIII ...	—	—	—	—	—	0·0	—	—	0·0	—	—	—
XLIII ...	—	—	—	—	—	—	0·0	—	—	—	—	—
C	0·0	0·0	0·0	0·1	0·0	0·0	0·0	0·0	0·0	0·0	0·0	0·5
D	7·4	7·0	0·0	0·0	0·1	0·0	0·2	0·0	0·0	—	0·0	0·2
J	0·0	—	—	—	0·0	0·0	0·0	0·0	0·5	—	—	0·0
K	5·3	2·8	1·1	0·0	0·0	0·4	0·0	—	0·0	—	—	—
L	—	20·4	—	—	—	—	—	—	—	—	31·2	33·3
Barra Head ...	—	—	—	—	—	—	—	—	—	—	0·0	—
Minch ...	—	—	0·7	1·4	—	0·0	—	—	6·9	—	—	17·5
Western Grounds.	11·2	4·2	2·9	0·2	0·0	0·0	0·0	0·6	0·1	6·7	1·9	7·0
Faroe ...	0·0	—	0·0	0·0	0·0	0·0	0·0	0·0	0·0	—	0·0	—
Iceland ...	—	0·0	0·0	0·0	0·4	0·2	0·0	0·3	0·0	1·9	—	—

AVERAGE CATCH OF TOTAL WHITCHES, IN CWTS., PER 100 HOURS' FISHING (ABERDEEN TRAWLERS)—1905.

Area.	Jan.	Feb.	Mar.	April.	May.	June.	July.	Aug.	Sept.	Oct.	Nov.	Dec.
VI	—	—	0·8	4·6	—	—	—	—	0·6	1·2	—	—
VII	—	—	2·6	2·2	3·1	7·8	—	—	—	—	—	—
VIII	—	—	4·8	1·3	8·4	4·3	—	—	—	—	0·0	—
IX	—	—	0·0	—	—	0·0	—	—	—	—	—	—
X	10·6	3·7	1·3	3·9	0·2	0·2	0·3	0·2	1·7	1·7	1·7	3·1
XI	11·8	12·6	5·5	7·8	7·2	12·6	35·0	—	0·9	4·7	8·0	5·8
XII	5·4	2·7	2·2	5·9	4·9	7·5	26·8	—	2·4	3·2	2·6	3·1
XIII	12·6	1·7	0·0	0·6	0·0	0·3	0·4	0·0	3·3	5·8	11·7	—
XIV	12·3	7·7	5·0	10·7	17·2	2·0	10·0	2·8	3·6	4·0	8·6	7·7
XV	13·8	11·0	6·8	7·9	9·8	23·1	13·3	13·1	6·8	9·7	9·6	8·4
XVI	9·9	8·5	6·2	5·5	4·5	—	—	—	—	—	3·9	9·1
XVII... ...	7·1	1·1	1·2	1·8	0·7	0·1	0·4	1·0	6·9	0·1	—	1·0
XVIII ...	28·9	15·8	7·6	8·7	46·2	12·8	22·0	4·7	12·4	19·6	18·9	6·8
XIX	12·5	8·3	7·9	3·8	5·6	45·1	26·4	21·5	6·8	7·0	12:2	11·9
XX	5·0	2·5	4·2	2·7	2·5	3·8	0·6	1·4	2·8	2·4	3·1	4·3
XXII... ...	—	—	—	—	—	—	—	—	—	0·3	26·2	2·5
XXIII ...	1·7	0·4	0·6	0·1	0·2	0·8	3·4	2·3	2·7	2·3	0·7	0·6
XXIV ...	11·0	5·9	2·0	10·6	7·9	0·0	4·0	3·9	4·9	5·7	20·8	9·5
XXV ...	2·1	2·3	—	—	0·9	0·7	1·1	0·7	1·4	1·3	1·7	2·8
XXVI ...	—	—	1·4	—	0·4	0·0	0·3	0·7	—	0·6	0·2	1·2
XXVII ...	0·1	—	—	—	—	2·1	0·6	0·5	0·6	1·7	0·7	1·5
XXVIII ...	—	0·0	—	—	0·0	0·0	0·0	—	—	0·0	0·0	0·0
XXIX ...	0·3	0·4	0·4	0·0	0·0	0·1	0·1	0·1	0·1	0·4	0·1	0·0
XXX ...	6·2	4·7	1·2	—	—	—	1·2	0·0	—	2·5	3·2	4·8
XXXI ...	1·9	2·9	5·2	—	2·5	0·3	0·6	1·0	1·4	0·5	1·0	4·4
XXXII ...	—	0·2	—	—	0·7	—	1·0	0·6	0·8	0·5	—	—
XXXIII ...	0·7	—	—	—	—	—	—	—	—	—	—	—
XXXIV ...	—	—	—	—	—	—	—	—	—	—	0·0	—
XXXV ...	—	—	—	—	—	0·2	—	—	0·0	1·5	—	—
XXXVI ...	0·0	1·0	3·5	—	—	—	—	—	0·2	0·0	4·3	—
XXXVII ...	1·0	—	—	—	—	—	—	—	2·1	—	—	—
XXXVIII ...	—	—	—	—	—	0·0	—	—	0·0	—	—	—
XLIII ...	—	—	—	—	—	—	0·7	—	—	—	—	—
C	0·0	0·2	0·1	0·2	0·0	0·0	0·1	0·0	0·1	0·0	0·0	0·6
D	9·9	8·7	0·0	0·0	0·1	0·1	0·8	0·0	0·0	—	0·0	0·4
J	0·0	—	—	—	0·0	0·1	0·0	0·0	1·4	—	—	0·0
K	6·9	5·0	2·7	1·0	0·2	1·1	1·1	—	0·0	—	—	—
L	—	39·0	—	—	—	—	—	—	—	—	65·0	68·3
Barra Head	—	—	—	—	—	—	—	—	—	—	0·7	—
Minch ...	—	—	1·2	2·4	—	0·0	—	—	17·0	—	—	23·3
Western Grounds.	19·4	6·0	6·4	0·7	0·1	0·0	0·0	1·3	0·5	11·1	4·6	9·3
Faroe ...	0·0	—	0·0	0·0	0·0	0·0	0·0	0·0	0·0	—	0·0	—
Iceland ...	—	1·8	0·0	1·5	6·5	1·2	3·3	3·9	1·6	2·9	—	—

Average Catch of Large Megrims, in cwts., per 100 hours' fishing (Aberdeen Trawlers)—1905.

Area.	Jan.	Feb.	Mar.	April.	May.	June.	July.	Aug.	Sept.	Oct.	Nov.	Dec.
VI	—	—	8·0	6·4	—	—	—	—	8·4	8·8	—	—
VII	—	—	8·2	9·2	9·9	0·8	—	—	—	—	—	—
VIII	—	—	8·2	13·0	4·0	0·2	—	—	—	—	9·8	—
IX	—	—	0·7	—	—	1·4	—	—	—	—	—	—
X	4·1	0·6	3·7	5·4	0·2	0·7	0·4	3·1	9·1	13·2	5·1	6·0
XI	0·5	0·5	1·7	4·0	5·1	3·9	3·3	—	16·7	2·4	1·9	2·7
XII	3·3	0·1	3·1	5·6	2·6	2·0	2·5	—	6·4	1·1	2·1	2·3
XIII	19·0	3·7	0·0	0·0	1·3	1·3	0·4	0·0	9·8	13·5	17·7	—
XIV	1·9	3·6	5·4	5·0	3·2	1·1	2·7	1·9	2·6	3·9	1·8	2·5
XV	0·7	1·1	0·9	1·7	2·7	0·8	0·9	0·8	1·2	1·1	1·2	0·8
XVI	0·4	0·4	0·6	0·5	0·1	—	—	—	—	—	1·5	0·6
XVII	2·6	1·8	0·4	1·1	0·9	0·4	0·3	1·1	0·4	0·0	—	0·7
XVIII ...	5·8	9·1	9·8	6·0	8·8	2·4	3·7	0·8	1·4	10·0	3·2	4·5
XIX	0·3	0·3	0·2	0·5	0·3	1·0	1·5	2·3	0·4	0·8	0·6	0·2
XX	0·1	0·1	0·2	0·4	1·3	0·1	0·0	0·0	0·2	0·1	0·2	0·2
XXII ...	—	—	—	—	—	—	—	—	—	0·0	2·5	0·9
XXIII ...	0·8	0·3	0·4	0·7	0·1	0·6	1·0	0·6	0·6	0·5	0·3	0·8
XXIV ...	0·4	0·0	0·0	0·0	0·5	0·0	0·8	0·7	0·5	0·2	1·2	0·0
XXV	0·0	0·4	—	—	0·0	0·0	0·0	0·0	0·0	0·0	0·0	0·2
XXVI ...	—	—	0·0	—	0·0	0·0	0·0	0·0	—	0·0	0·0	0·0
XXVII ..	0·0	—	—	—	—	0·0	0·0	0·0	0·0	0·0	0·0	0·0
XXVIII ...	—	0·3	—	—	0·0	0·0	1·4	—	—	0·2	0·3	0·0
XXIX ...	1·3	1·5	2·9	0·0	0·0	0·0	0·0	0·1	0·1	0·5	0·5	1·3
XXX ...	0·0	0·0	0·0	—	—	—	0·0	0·0	—	0·0	0·0	0·0
XXXI ...	0·0	0·0	0·0	—	0·0	0·0	0·0	0·0	0·0	0·0	0·0	0·0
XXXII ...	—	0·0	—	—	0·0	—	0·0	0·0	0·0	0·0	—	—
XXXIII ...	0·0	—	—	—	—	—	—	—	—	—	—	—
XXXIV ...	—	—	—	—	—	—	—	—	—	—	0·0	—
XXXV ...	—	—	—	—	—	0·0	—	—	0·0	0·0	—	—
XXXVI ...	0·0	0·0	0·0	—	—	—	—	—	0·0	0·0	0·0	—
XXXVII ...	0·0	—	—	—	—	—	—	—	0·0	—	—	—
XXXVIII ...	—	—	—	—	—	0·0	—	—	0·0	—	—	—
XLIII ...	—	—	—	—	—	—	0·0	—	—	—	—	—
C	11·7	0·8	1·0	0·2	0·1	0·3	0·3	1·2	1·3	0·0	0·3	0·5
D	10·9	16·3	1·6	0·8	0·1	0·3	0·4	0·0	0·0	—	0·1	0·5
J	0·0	—	—	—	0·1	1·1	0·0	0·0	0·2	—	—	0·0
K	7·3	7·3	9·4	4·3	1·0	3·3	0·0	—	1·2	—	—	—
L	—	32·1	—	—	—	—	—	—	—	—	4·1	6·7
Barra Head ...	—	—	—	—	—	—	—	—	—	—	30·9	—
Minch ...	—	—	2·3	2·9	1·1	0·0	—	—	3·8	—	—	16·3
Western Grounds.	16·9	8·9	6·6	2·8	0·5	0·4	0·3	0·6	0·1	6·5	3·7	3·4
Faroe ...	0·0	—	0·0	0·0	0·0	0·1	0·0	0·0	0·0	—	3·3	—
Iceland ...	—	0·0	0·0	0·3	1·3	0·0	1·9	1·7	0·0	0·0	—	—

AVERAGE CATCH OF SMALL MEGRIMS, IN CWTS., PER 100 HOURS' FISHING (ABERDEEN TRAWLERS)—1905.

Area.	Jan.	Feb.	Mar.	April.	May.	June.	July.	Aug.	Sept.	Oct.	Nov.	Dec.
VI	—	—	3·5	3·5	—	—	—	—	7·3	7·6	—	—
VII	—	—	5·3	4·5	5·5	0·0	—	—	—	—	—	—
VIII	—	—	6·5	8·3	6·0	0·0	—	—	—	—	1·6	—
IX	—	—	0·0	—	—	0·0	—	—	—	—	—	—
X	1·3	1·1	0·8	1·8	0·0	0·1	0·0	1·7	4·7	4·3	1·9	3·0
XI	0·0	2·4	0·6	2·4	2·7	2·0	1·0	—	5·7	1·5	0·4	1·0
XII	0·0	0·0	1·5	3·9	1·5	0·9	0·9	—	1·2	0·1	0·2	0·4
XIII	2·6	0·3	0·0	0·0	0·0	0·0	0·0	0·0	5·2	6·1	6·1	—
XIV	0·3	0·6	0·8	1·9	0·8	0·2	0·1	0·2	0·4	0·6	0·2	0·7
XV	0·1	0·0	0·1	0·1	1·9	0·1	0·0	0·0	0·5	0·2	0·1	0·1
XVI	0·0	0·0	0·1	0·9	0·0	—	—	—	—	—	0·2	0·0
XVII... ...	0·3	0·0	0·0	0·3	0·0	0·0	0·0	0·0	0·0	0·0	—	0·0
XVIII ...	1·9	2·2	2·4	2·3	1·7	0·6	0·3	0·0	0·0	1·0	0·6	1·4
XIX	0·0	0·0	0·0	0·0	0·0	0·0	0·0	0·2	0·0	0·0	0·0	0·0
XX	0·0	0·0	0·0	0·1	0·5	0·0	0·0	0·0	0·0	0·0	0·0	0·0
XXII... ...	—	—	—	—	—	—	—	—	—	0·0	0·0	0·0
XXIII ...	0·0	0·0	0·0	0·0	0·0	0·0	0·0	0·0	0·0	0·0	0·0	0·1
XXIV ...	0·0	0·0	0·0	0·0	0·0	0·0	0·0	0·0	0·0	0·0	1·0	0·0
XXV... ...	0·0	0·0	—	—	0·0	0·0	0·0	0·0	0·0	0·0	0·0	0·0
XXVI ...	—	—	0·0	—	0·0	0·0	0·0	0·0	—	0·0	0·0	0·0
XXVII ...	0·0	—	—	—	—	0·0	0·0	0·0	0·0	0·0	0·0	0·0
XXVIII ...	—	0·0	—	—	0·0	0·0	0·0	—	—	0·0	0·0	0·0
XXIX ...	0·0	0·1	0·0	0·0	0·0	0·0	0·0	0·0	0·0	0·0	0·1	0·0
XXX ...	0·0	0·0	0·0	—	—	—	0·0	0·0	—	0·0	0·0	0·0
XXXI ...	0·0	0·0	0·0	—	0·0	0·0	0·0	0·0	0·0	0·0	0·0	0·0
XXXII ...	—	0·0	—	—	0·0	—	0·0	0·0	0·0	0·0	—	—
XXXIII ...	0·0	—	—	—	—	—	—	—	—	—	—	—
XXXIV ...	—	—	—	—	—	—	—	—	—	—	0·0	—
XXXV ...	—	—	—	—	—	0·0	—	—	0·0	0·0	—	—
XXXVI ...	0·0	0·0	0·0	—	—	—	—	—	0·0	0·0	0·0	—
XXXVII ...	0·0	—	—	—	—	—	—	—	0·0	—	—	—
XXXVIII ...	—	—	—	—	—	0·0	—	—	0·0	—	—	—
XLIII ...	—	—	—	—	—	—	0·0	—	—	—	—	—
C	0·0	0·0	0·5	0·0	0·0	0·1	0·0	0·3	0·5	0·0	0·4	0·6
D	2·7	1·6	0·0	0·4	0·1	0·0	0·0	0·0	0·0	—	0·0	0·1
J	0·0	—	—	—	0·0	0·0	0·0	0·0	0·0	—	—	0·0
K	1·5	0·6	1·3	1·8	0·6	0·8	0·0	—	0·0	—	—	—
L	—	5·1	—	—	—	—	—	—	—	—	0·0	5·8
Barra Head ...	—	—	—	—	—	—	—	—	—	—	12·5	—
Minch ...	—	—	0·4	1·2	—	0·0	—	—	2·8	—	—	9·7
Western Grounds.	5·0	1·3	1·1	1·1	0·1	0·1	0·0	0·0	0·0	1·9	0·4	2·1
Faroe ...	0·0	—	0·0	0·0	0·0	0·0	0·0	0·0	0·0	—	1·1	—
Iceland ...	—	0·0	0·0	0·0	0·0	0·0	0·0	0·0	0·0	0·0	—	—

Average Catch of Total Megrims, in cwts., per 100 hours' fishing (Aberdeen Trawlers)—1905.

Area	Jan.	Feb.	Mar.	April.	May.	June.	July.	Aug.	Sept.	Oct.	Nov.	Dec.
VI	—	—	11·5	9·9	—	—	—	—	15·8	16·5	—	—
VII	—	—	13·5	13·8	15·4	0·8	—	—	—	—	—	—
VIII	—	—	14·8	21·3	10·0	0·2	—	—	—	—	11·3	—
IX	—	—	0·7	—	—	1·4	—	—	—	—	—	—
X	5·5	1·7	4·6	7·3	0·2	0·8	0·4	4·8	13·8	17·5	7·0	9·0
XI	0·5	3·0	2·4	6·5	7·8	6·0	4·2	—	22·4	3·9	2·3	3·7
XII	3·3	0·1	4·6	10·5	4·3	3·0	3·4	—	7·6	1·1	2·3	2·7
XIII	21·5	4·0	0·0	0·0	1·3	1·4	0·4	0·0	15·0	19·6	23·8	—
XIV	2·1	4·2	6·3	6·9	4·0	1·3	2·8	2·1	3·1	4·5	2·0	3·2
XV	0·8	1·1	1·0	1·8	4·6	1·0	0·9	0·8	1·7	1·3	1·3	0·9
XVI	0·4	0·4	0·8	1·4	0·1	—	—	—	—	—	1·6	0·6
XVII	2·9	1·8	0·4	1·4	0·9	0·4	0·3	1·1	0·4	0·0	—	0·7
XVIII ...	7·7	11·3	12·2	8·3	10·4	3·0	4·0	0·8	1·4	11·1	3·9	5·9
XIX	0·3	0·4	0·2	0·5	0·3	1·0	1·5	2·5	0·4	0·8	0·6	0·3
XX	0·1	0·1	0·2	0·5	1·8	0·1	0·0	0·0	0·2	0·1	0·2	0·2
XXII	—	—	—	—	—	—	—	—	—	0·0	2·5	0·9
XXIII ...	0·9	0·3	0·4	0·7	0·1	0·6	1·0	0·7	0·6	0·6	0·3	0·9
XXIV ..	0·4	0·0	0·0	0·0	0·5	0·0	0·8	0·7	0·5	0·2	2·2	0·0
XXV	0·0	0·4	—	—	0·0	0·0	0·0	0·0	0·0	0·0	0·0	0·2
XXVI ...	—	—	0·0	—	0·0	0·0	0·0	0·0	—	0·0	0·0	0·0
XXVII ...	0·0	—	—	—	—	0·0	0·0	0·0	0·0	0·0	0·0	0·0
XXVIII ...	—	0·3	—	—	0·0	0·0	1·4	—	—	0·2	0·3	0·0
XXIX ...	1·3	1·6	2·9	0·0	0·0	0·0	0·0	0·1	0·1	0·5	0·6	1·3
XXX ...	0·0	0·0	0·0	—	—	—	0·0	0·0	—	0·0	0·0	0·0
XXXI ...	0·0	0·0	0·0	—	0·0	0·0	0·0	0·0	0·0	0·0	0·0	0·0
XXXII ...	—	0·0	—	—	0·0	—	0·0	0·0	0·0	0·0	—	—
XXXIII ...	0·0	—	—	—	—	—	—	—	—	—	—	—
XXXIV ...	—	—	—	—	—	—	—	—	—	—	0·0	—
XXXV ...	—	—	—	—	—	0·0	—	—	0·0	0·0	—	—
XXXVI ...	0·0	0·0	0·0	—	—	—	—	—	0·0	0·0	0·0	—
XXXVII ...	0·0	—	—	—	—	—	—	—	0·0	—	—	—
XXXVIII ...	—	—	—	—	—	0·0	—	—	0·0	—	—	—
XLIII ...	—	—	—	—	—	—	0·0	—	—	—	—	—
C	11·7	0·8	1·5	0·2	0·1	0·5	0·3	1·5	1·8	0·0	0·7	1·1
D	13·7	17·9	1·6	1·2	0·3	0·3	0·4	0·0	0·0	—	0·1	0·6
J	0·0	—	—	—	0·1	1·1	0·0	0·0	0·2	—	—	0·0
K	8·8	7·9	10·7	6·1	1·6	1·2	0·0	—	1·2	—	—	—
L	—	37·2	—	—	—	—	—	—	—	—	4·1	12·5
Barra Head ...	—	—	—	—	—	—	—	—	—	—	43·4	—
Minch ...	—	—	2·7	4·2	—	0·0	—	—	6·6	—	—	26·0
Western Grounds.	21·9	10·2	7·7	4·0	0·4	0·4	0·3	0·6	0·1	8·4	5·6	5·5
Faroe ...	0·0	—	0·0	0·0	0·0	0·1	0·0	0·0	0·0	—	4·3	—
Iceland ...	—	0·0	0·0	0·3	1·3	0·0	1·9	1·7	0·0	0·0	—	—

AVERAGE CATCH OF EEL, IN CWTS., PER 100 HOURS' FISHING (ABERDEEN TRAWLERS)—1905.

Area.	Jan.	Feb.	Mar.	April.	May.	June.	July.	Aug.	Sept.	Oct.	Nov.	Dec.
VI	—	—	0·0	0·0	—	—	—	—	0·0	0·0	—	—
VII	—	—	0·0	0·0	0·0	0·0	—	—	—	—	—	—
VIII	—	—	0·0	0·0	0·0	0·0	—	—	—	—	0·0	—
IX	—	—	0·0	—	—	0·0	—	—	—	—	—	—
X	0·5	0·0	0·0	0·0	0·0	0·0	0·0	0·0	0·0	0·0	0·0	0·0
XI	0·1	0·0	0·0	0·0	0·0	0·0	0·0	—	0·0	0·0	0·0	0·0
XII	0·0	0·0	0·0	0·0	0·0	0·0	0·0	—	0·0	0·0	0·0	0·0
XIII	0·9	0·0	0·0	0·0	0·0	0·1	0·1	0·1	0·1	0·2	0·8	—
XIV	0·0	0·0	0·0	0·0	0·0	0·0	0·0	0·0	0·0	0·0	0·0	0·0
XV	0·0	0·0	0·0	0·0	0·0	0·0	0·0	0·0	0·0	0·0	0·0	0·0
XVI	0·2	0·0	0·0	0·0	0·0	—	—	—	—	—	0·0	0·0
XVII... ...	0·7	0·2	0·1	0·1	0·0	0·1	0·2	0·4	0·0	0·2	—	0·3
XVIII ...	0·1	0·0	0·0	0·0	0·0	0·0	0·1	0·2	0·0	0·0	0·0	0·2
XIX	0·0	0·0	0·0	0·0	0·0	0·0	0·0	0·0	0·0	0·0	0·0	0·0
XX	0·0	0·0	0·0	0·4	0·0	0·0	0·0	0·0	0·0	0·0	0·0	0·0
XXII... ...	—	—	—	—	—	—	—	—	—	0·0	0·0	0·2
XXIII ...	0·2	0·1	0·0	0·0	0·0	0·0	0·0	0·0	0·0	0·1	0·1	0·1
XXIV ...	0·0	0·0	0·0	0·0	0·0	0·0	0·0	0·0	0·0	0·0	0·0	0·0
XXV... ...	0·0	0·0	—	—	0·0	0·0	0·0	0·0	0·0	0·0	0·0	0·0
XXVI ...	—	—	0·0	—	0·0	0·0	0·0	0·0	—	0·0	0·0	0·0
XXVII ...	0·0	—	—	—	—	0·0	0·0	0·0	0·0	0·0	0·0	0·0
XXVIII ...	—	0·0	—	—	0·4	0·0	0·1	—	—	0·2	0·3	1·0
XXIX ...	0·1	0·0	0·0	0·0	0·0	0·0	0·0	0·0	0·0	0·1	0·0	0·1
XXX ...	0·0	0·0	0·0	—	—	—	0·0	0·0	—	0·0	0·0	0·0
XXXI ...	0·0	0·0	0·0	—	0·0	0·0	0·0	0·0	0·0	0·0	0·0	0·0
XXXII ...	—	0·0	—	—	0·0	—	0·0	0·0	0·0	0·0	—	—
XXXIII ...	0·0	—	—	—	—	—	—	—	—	—	—	—
XXXIV ...	—	—	—	—	—	—	—	—	—	—	0·0	—
XXXV ...	—	—	—	—	—	0·0	—	—	0·0	0·0	—	—
XXXVI ...	0·0	0·0	0·0	—	—	—	—	—	0·0	0·0	0·0	—
XXXVII ...	0·0	—	—	—	—	—	—	—	0·0	—	—	—
XXXVIII ...	—	—	—	—	—	0·0	—	—	0·0	—	—	—
XLIII ...	—	—	—	—	—	—	0·0	—	—	—	—	—
C	0·0	0·0	0·0	0·0	0·0	0·0	0·1	0·1	0·2	0·3	0·7	0·2
D	5·1	1·3	0·3	0·0	0·0	0·1	0·1	0·0	0·7	—	0·0	0·4
J	1·0	—	—	—	0·0	0·0	0·2	0·0	0·0	—	—	0·0
K	4·8	3·4	1·3	0·3	0·0	0·0	0·0	—	0·2	—	—	—
L	—	26·5	—	—	—	—	—	—	—	—	20·0	15·0
Barra Head ...	—	—	—	—	—	—	—	—	—	—	0·0	—
Minch ...	—	—	1·0	0·3	—	2·5	—	—	4·9	—	—	4·1
Western Grounds.	0·9	1·5	2·3	0·1	0·1	0·0	0·1	0·7	0·1	1·4	0·3	2·5
Faroe ...	0·0	—	0·0	0·0	0·0	0·0	0·0	0·0	0·0	—	0·0	—
Iceland ...	—	0·0	0·0	0·0	0·0	0·0	0·0	0·0	0·0	0·0	—	—

AVERAGE CATCH OF SKATE, IN CWTS., PER 100 HOURS' FISHING (ABERDEEN TRAWLERS)—1905.

Area.	Jan.	Feb.	Mar.	April.	May.	June.	July.	Aug.	Sept.	Oct.	Nov.	Dec.
VI	—	—	14·0	11·3	—	—	—	—	28·4	34·0	—	—
VII	—	—	9·2	8·0	7·7	1·0	—	—	—	—	—	—
VIII	—	—	12·0	15·7	2·5	1·1	—	—	—	—	15·6	—
IX	—	—	1·5	—	—	1·4	—	—	—	—	—	—
X	16·3	12·7	9·1	7·0	4·8	7·0	4·6	13·6	16·5	25·1	16·9	23·5
XI	9·7	9·7	5·4	6·3	4·7	3·9	2·0	—	12·9	8·6	8·0	8·7
XII	0·0	4·1	5·4	7·6	4·5	2·1	0·9	—	17·1	12·2	7·9	6·7
XIII	36·8	6·1	3·1	1·4	11·6	10·7	9·2	3·1	10·1	15·8	21·3	—
XIV	7·6	8·2	5·1	2·9	3·0	8·1	9·7	7·6	7·5	8·9	9·5	6·3
XV	5·1	4·8	2·5	4·1	5·6	3·9	2·8	2·9	5·7	5·1	6·3	3·7
XVI	3·9	4·6	4·5	2·2	2·0	—	—	—	—	—	6·6	2·3
XVII... ...	15·1	5·1	4·6	3·8	6·2	8·0	5·0	4·8	17·7	14·4	—	7·8
XVIII ...	11·6	13·0	8·7	9·1	8·3	5·3	4·5	9·5	10·9	12·3	9·9	7·3
XIX	3·9	3·0	1·5	4·3	2·7	3·2	2·7	2·2	1·6	3·7	11·1	2·5
XX	0·5	1·8	2·5	2·7	1·7	2·3	1·2	4·0	2·9	6·8	5·2	3·2
XXII... ...	—	—	—	—	—	—	—	—	—	7·1	25·0	4·0
XXIII ...	4·9	6·6	4·9	3·8	5·1	5·5	7·0	11·2	8·7	7·7	5·4	6·2
XXIV ...	3·7	4·7	1·5	4·4	3·6	4·2	6·3	9·5	7·9	8·6	14·2	10·4
XXV... ...	3·5	1·5	—	—	1·3	0·8	1·1	2·1	1·5	4·0	2·4	2·1
XXVI ...	—	—	1·1	—	2·9	1·2	0·6	2·6	—	2·8	4·4	6·0
XXVII ...	18·2	—	—	—	—	0·7	0·0	2·2	2·9	4·2	0·6	5·6
XXVIII ...	—	3·3	—	—	0·8	2·3	2·9	—	—	6·2	3·1	4·4
XXIX ...	4·2	3·4	2·2	3·1	3·6	1·4	1·0	2·7	2·6	4·5	5·6	6·2
XXX ...	6·0	2·0	0·2	—	—	—	0·8	0·0	—	1·4	2·6	1·1
XXXI ...	0·6	1·7	1·7	—	0·0	0·3	1·1	3·2	2·1	0·8	0·6	2·6
XXXII ...	—	0·0	—	—	3·7	—	0·4	1·3	0·2	1·9	—	—
XXXIII ...	15·7	—	—	—	—	—	—	—	—	—	—	—
XXXIV ...	—	—	—	—	—	—	—	—	—	—	3·1	—
XXXV ...	—	—	—	—	—	5·0	—	—	0·3	4·3	—	—
XXXVI ...	0·0	0·6	0·0	—	—	—	—	—	0·0	0·0	4·8	—
XXXVII ...	1·4	—	—	—	—	—	—	—	0·3	—	—	—
XXXVIII ...	—	—	—	—	—	0·0	—	—	2·7	—	—	—
XLIII ...	—	—	—	—	—	—	0·0	—	—	—	—	—
C	137·5	11·9	12·2	8·3	6·0	14·7	9·7	10·2	20·7	31·6	24·5	8·4
D	34·3	33·9	5·2	9·4	8·5	13·5	15·7	13·3	23·4	—	5·5	14·1
J	0·0	—	—	—	5·8	5·9	41·7	4·1	85·7	—	—	20·0
K	21·7	28·1	23·8	14·0	6·4	7·5	11·1	—	11·2	—	—	—
L	—	30·6	—	—	—	—	—	—	—	—	26·2	83·3
Barra Head ...	—	—	—	—	—	—	—	—	—	—	51·5	—
Minch ...	—	—	10·9	11·3	—	32·5	—	—	16·7	—	—	34·9
Western Grounds.	67·5	20·1	10·9	11·6	6·2	9·5	4·7	20·1	20·7	30·3	16·5	23·6
Faroe ...	10·0	—	2·7	0·9	1·5	1·3	3·3	2·8	1·1	—	17·4	—
Iceland ...	—	10·3	0·0	3·2	0·9	0·2	0·9	2·1	14·6	5·7	—	—

AVERAGE CATCH OF GURNARD, IN CWTS., PER 100 HOURS' FISHING (ABERDEEN TRAWLERS)—1905.

Area.	Jan.	Feb.	Mar.	April.	May.	June.	July.	Aug.	Sept.	Oct.	Nov.	Dec.
VI	—	—	0·0	1·4	—	—	—	—	2·6	0·2	—	—
VII	—	—	0·0	0·0	0·2	0·0	—	—	—	—	—	—
VIII	—	—	0·0	0·0	0·0	0·0	—	—	—	—	0·0	—
IX	—	—	0·0	—	—	0·0	—	—	—	—	—	—
X	4·2	1·2	4·3	0·0	0·0	0·0	0·0	0·0	0·4	1·8	4·0	1·9
XI	0·4	0·0	0·2	0·1	0·1	0·0	0·0	—	0·0	0·0	0·0	0·0
XII	0·0	0·1	0·0	0·5	0·2	0·0	0·0	—	0·0	0·0	0·2	0·7
XIII	0·0	0·5	0·0	0·0	0·0	0·7	0·0	0·2	0·0	0·0	0·0	—
XIV	0·5	0·4	0·5	1·0	0·0	0·0	0·2	0·0	0·1	1·1	1·5	0·0
XV	0·0	0·3	0·0	0·0	0·0	0·0	0·0	0·0	0·0	0·0	0·0	0·0
XVI	0·3	0·0	0·0	0·0	0·0	—	—	—	—	—	0·0	0·0
XVII ...	1·2	0·5	0·5	0·2	0·0	0·4	1·3	1·5	0·0	4·0	—	1·2
XVIII ...	1·1	3·0	2·4	0·8	0·0	0·0	0·1	0·1	0·0	0·0	0·1	0·0
XIX	0·1	0·4	0·1	0·0	0·7	0·0	0·0	0·0	0·0	0·0	0·0	0·0
XX	0·8	0·5	0·0	0·0	0·0	0·0	0·0	0·0	0·0	0·1	0·0	0·0
XXII ...	—	—	—	—	—	—	—	—	—	0·0	0·6	0·0
XXIII ...	0·7	0·0	0·6	0·6	0·1	0·0	0·1	0·9	1·0	1·9	1·3	0·8
XXIV ...	0·0	0·0	0·0	0·0	0·0	0·0	2·0	0·2	1·4	0·0	0·0	0·0
XXV	0·0	0·0	—	—	0·0	0·0	0·0	0·0	0·3	0·1	0·0	0·4
XXVI ...	—	—	0·0	—	0·0	0·0	0·0	0·0	—	0·4	0·8	0·0
XXVII ...	0·1	—	—	—	—	0·0	0·0	0·0	0·0	0·0	0·0	0·0
XXVIII ...	—	0·0	—	—	0·0	1·1	0·2	—	—	3·8	0·5	0·0
XXIX ...	0·0	1·1	0·5	1·6	0·2	0·1	0·1	1·9	1·6	8·5	1·9	0·0
XXX ...	0·0	0·1	0·0	—	—	—	0·0	0·0	—	0·0	0·1	0·0
XXXI ...	0·0	0·0	0·0	—	0·0	0·0	0·1	0·3	0·0	0·0	0·0	0·0
XXXII ...	—	0·0	—	—	0·0	—	0·0	0·0	0·0	0·0	—	—
XXXIII ...	0·0	—	—	—	—	—	—	—	—	—	—	—
XXXIV ...	—	—	—	—	—	—	—	—	—	—	2·1	—
XXXV ...	—	—	—	—	—	0·8	—	—	0·0	0·0	—	—
XXXVI ...	0·0	0·1	0·0	—	—	—	—	—	0·5	0·0	0·0	—
XXXVII ...	0·0	—	—	—	—	—	—	—	0·0	—	—	—
XXXVIII ...	—	—	—	—	—	0·0	—	—	0·0	—	—	—
XLIII ...	—	—	—	—	—	—	0·0	—	—	—	—	—
C	18·8	0·0	0·0	2·1	0·4	0·1	0·2	0·6	0·7	0·0	4·6	2·6
D	3·7	21·8	0·0	0·8	0·3	0·2	0·0	0·0	0·0	—	11·9	1·7
J	25·0	—	—	—	0·3	0·0	0·0	2·7	11·4	—	—	0·0
K	2·0	4·2	8·4	6·9	0·0	0·0	0·0	—	0·0	—	—	—
L	—	0·0	—	—	—	—	—	—	—	—	0·0	0·0
Barra Head ...	—	—	—	—	—	—	—	—	—	—	0·0	—
Minch ...	—	—	0·3	1·0	—	0·0	—	—	2·8	—	—	0·0
Western Grounds.	30·0	3·7	0·4	0·5	0·4	0·0	0·0	0·0	0·0	0·5	1·7	4·6
Faroe ...	0·0	—	0·1	0·0	0·0	0·1	0·0	0·1	0·0	—	0·0	—
Iceland ...	—	0·0	0·0	0·0	0·0	0·0	0·0	0·0	0·0	0·0	—	—

Average Catch of Catfish, in cwts., per 100 hours' fishing (Aberdeen Trawlers)—1905.

Area.	Jan.	Feb.	Mar.	April.	May.	June.	July.	Aug.	Sept.	Oct.	Nov.	Dec.
VI	—	—	0·8	0·8	—	—	—	—	0·2	0·3	—	—
VII	—	—	1·9	2·0	3·1	3·0	—	—	—	—	—	—
VIII	—	—	1·2	1·2	0·0	2·8	—	—	—	—	1·6	—
IX	—	—	0·0	—	—	2·8	—	—	—	—	—	—
X	0·3	0·5	1·6	2·4	2·2	3·9	1·0	0·5	0·6	0·3	0·6	0·4
XI	0·2	1·1	2·2	1·9	2·8	2·9	0·0	—	1·0	0·3	0·4	0·1
XII	0·4	0·6	0·3	2·2	3·3	2·5	0·9	—	0·4	0·0	0·3	0·1
XIII	0·0	1·6	2·1	5·0	2·5	5·9	2·9	0·1	0·0	0·1	0·0	—
XIV	1·1	2·7	3·7	2·4	4·1	3·3	4·1	1·8	1·0	0·9	0·9	0·6
XV	0·5	1·5	3·2	3·9	4·2	1·1	1·9	2·6	0·5	0·6	0·4	0·3
XVI	0·8	1·1	2·2	1·9	4·1	—	—	—	—	—	0·2	0·2
XVII	1·1	4·5	6·7	5·6	5·0	5·1	2·9	1·4	0·2	0·0	—	0·2
XVIII ...	0·3	1·6	2·2	3·7	1·7	3·3	3·1	1·2	0·6	0·3	0·3	0·3
XIX	0·3	0·9	2·0	2·7	4·4	0·3	1·1	0·9	0·4	0·5	0·0	0·2
XX	0·9	1·2	2·8	5·3	6·7	27·6	4·7	1·1	0·1	0·2	0·4	0·3
XXII ...	—	—	—	—	—	—	—	—	—	0·0	1·2	0·1
XXIII ...	1·3	2·0	4·4	4·4	5·8	4·4	2·3	1·4	0·8	0·8	0·9	0·6
XXIV ...	1·5	9·4	3·2	0·6	2·3	6·2	2·3	1·3	0·9	0·7	0·0	0·8
XXV	0·9	2·4	—	—	13·0	8·8	8·0	1·4	0·3	0·3	0·3	0·2
XXVI ...	—	—	20·4	—	20·6	25·6	3·1	2·9	—	1·1	0·8	1·4
XXVII ...	1·0	—	—	—	—	4·2	11·1	3·7	1·8	1·5	0·5	0·2
XXVIII ...	—	1·8	—	—	8·3	11·4	3·6	—	—	1·9	2·7	4·1
XXIX ...	1·8	3·1	3·1	4·4	4·5	2·8	2·4	1·5	0·6	1·1	0·9	3·5
XXX ...	0·2	3·7	2·9	—	—	—	1·6	1·2	—	0·5	1·2	0·7
XXXI ...	0·6	1·7	8·8	—	4·0	4·4	3·8	2·1	0·4	0·1	0·4	1·1
XXXII ...	—	8·5	—	—	16·6	—	2·1	1·0	0·0	0·2	—	—
XXXIII ...	1·8	—	—	—	—	—	—	—	—	—	—	—
XXXIV ...	—	—	—	—	—	—	—	—	—	—	0·5	—
XXXV ...	—	—	—	—	—	5·0	—	—	0·1	0·0	—	—
XXXVI ...	0·0	1·8	1·8	—	—	—	—	—	0·2	0·0	0·0	—
XXXVII ...	0·1	—	—	—	—	—	—	—	0·3	—	—	—
XXXVIII ...	—	—	—	—	—	0·0	—	—	0·9	—	—	—
XLIII ...	—	—	—	—	—	—	4·7	—	—	—	—	—
C	0·0	0·0	0·9	1·3	1·2	1·0	0·4	0·3	0·0	0·0	0·9	0·0
D	0·0	0·2	1·6	1·3	1·8	1·8	1·3	0·2	0·0	—	0·0	0·1
J	0·0	—	—	—	0·0	0·9	0·5	0·0	0·1	—	—	0·0
K	0·1	0·2	0·2	0·5	0·2	1·9	0·0	—	0·0	—	—	—
L	—	0·0	—	—	—	—	—	—	—	—	0·0	0·0
Barra Head ...	—	—	—	—	—	—	—	—	—	—	0·0	—
Minch ...	—	—	0·6	0·3	—	0·0	—	—	0·0	—	—	0·0
Western Grounds.	0·0	0·1	0·2	0·5	0·5	0·7	0·3	0·0	0·1	0·0	0·1	0·0
Faroe ...	1·9	—	18·7	17·9	26·6	24·7	13·3	4·0	0·6	—	0·0	—
Iceland ...	—	1·5	9·5	39·4	7·4	3·9	2·8	6·2	3·1	0·2	—	—

AVERAGE CATCH OF MONK, IN CWTS., PER 100 HOURS' FISHING (ABERDEEN TRAWLERS)—1905.

Area.	Jan.	Feb.	Mar.	April.	May.	June.	July.	Aug.	Sept.	Oct.	Nov.	Dec.
VI	—	—	0·3	2·6	—	—	—	—	3·7	9·4	—	—
VII	—	—	1·6	1·8	2·2	0·0	—	—	—	—	—	—
VIII	—	—	0·0	1·3	0·0	0·0	—	—	—	—	9·4	—
IX	—	—	0·0	—	—	0·0	—	—	—	—	—	—
X	6·6	1·8	2·7	1·4	0·2	0·4	0·3	1·7	3·4	8·4	5·4	5·7
XI	2·5	4·6	1·7	1·9	2·3	1·3	1·9	—	7·3	2·1	3·3	3·7
XII	0·8	1·9	2·4	2·1	1·1	1·1	0·0	—	0·0	1·3	3·8	3·2
XIII	27·6	3·0	0·0	0·0	1·0	2·6	1·4	0·0	4·1	4·4	10·2	—
XIV	4·0	3·8	2·6	3·8	2·9	0·4	2·0	1·7	1·7	3·8	4·1	4·7
XV	2·7	3·4	1·5	2·2	1·5	1·3	1·6	2·0	2·4	2·5	2·1	3·1
XVI	1·6	1·5	1·3	0·3	0·4	—	—	—	—	—	2·6	2·3
XVII... ...	10·0	4·0	1·5	2·5	0·1	1·5	1·1	0·3	4·8	2·7	—	6·8
XVIII ...	10·6	8·4	5·4	7·0	0·0	2·4	3·5	3·4	1·5	7·4	8·8	8·4
XIX	2·4	2·0	1·0	0·0	0·6	4·9	4·0	4·0	1·4	0·6	3·6	3·7
XX	1·7	0·8	0·8	0·5	0·4	0·4	0·0	1·0	0·0	0·9	1·5	2·6
XXII... ...	—	—	—	—	—	—	—	—	—	0·0	10·0	5·4
XXIII ...	5·1	2·2	3·0	3·1	3·3	3·5	2·9	3·6	4·6	5·1	4·7	5·3
XXIV ...	3·7	2·4	0·7	8·9	2·3	6·2	2·8	2·3	2·4	2·8	9·7	2·3
XXV... ...	3·5	1·5	—	—	0·3	0·2	0·3	0·5	0·4	0·6	0·7	1·1
XXVI ...	—	—	0·0	—	0·0	1·2	0·0	0·0	—	0·4	1·0	0·4
XXVII ...	2·4	—	—	—	—	0·0	0·3	0·3	0·7	0·1	0·1	5·6
XXVIII ...	—	0·6	—	—	0·0	4·5	3·8	—	—	5·8	2·0	0·0
XXIX ...	6·8	5·6	5·1	6·5	6·1	4·1	2·4	4·0	2·8	3·7	3·9	4·3
XXX ...	0·8	1·2	0·0	—	—	—	1·6	5·0	—	0·4	1·8	1·5
XXXI ...	0·0	0·4	0·0	—	0·0	0·0	0·0	0·2	0·2	0·3	0·4	0·7
XXXII ...	—	0·0	—	—	0·5	—	0·0	1·0	0·0	0·0	—	—
XXXIII ...	1·3	—	—	—	—	—	—	—	—	—	—	—
XXXIV ...	—	—	—	—	—	—	—	—	—	—	2·1	—
XXXV ...	—	—	—	—	—	0·0	—	—	0·1	0·0	—	—
XXXVI ...	0·0	0·8	0·0	—	—	—	—	—	0·0	0·0	1·9	—
XXXVII ...	0·3	—	—	—	—	—	—	—	0·0	—	—	—
XXXVIII ...	—	—	—	—	—	0·0	—	—	0·0	—	—	—
XLIII ...	—	—	—	—	—	—	0·0	—	—	—	—	—
C	18·8	0·8	0·0	0·0	0·2	0·3	0·3	0·7	0·6	0·0	1·1	1·5
D	6·3	4·8	4·2	1·1	0·2	0·5	0·1	0·4	0·0	—	2·8	3·2
J	0·0	—	—	—	0·0	0·0	0·7	0·9	0·0	—	—	0·0
K	5·3	4·2	3·0	1·7	0·4	0·0	0·0	—	1·8	—	—	—
L	—	23·5	—	—	—	—	—	—	—	—	16·0	23·3
Barra Head ...	—	—	—	—	—	—	—	—	—	—	14·7	—
Minch ...	—	—	0·5	0·5	—	0·0	—	—	12·5	—	—	4·1
Western Grounds.	5·0	3·7	3·5	0·3	0·3	1·0	0·0	0·0	0·1	6·7	4·1	5·2
Faroe ...	0·0	—	0·8	0·2	0·3	0·1	1·2	1·6	0·0	—	17·4	—
Iceland ...	—	0·0	0·0	0·0	0·0	0·1	0·5	0·5	0·0	0·0	—	—

Average Catch of Squid, in cwts., per 100 hours' fishing (Aberdeen Trawlers)—1905.

Area.	Jan.	Feb.	Mar.	April.	May.	June.	July.	Aug.	Sept.	Oct.	Nov.	Dec.
VI	—	—	0·0	0·0	—	—	—	—	0·0	0·0	—	—
VII	—	—	0·0	0·0	0·0	0·0	—	—	—	—	—	—
VIII	—	—	0·0	0·0	0·0	0·0	—	—	—	—	0·0	—
IX	—	—	0·0	—	—	0·0	—	—	—	—	—	—
X	1·3	0·4	0·0	0·0	0·0	0·0	0·0	0·0	0·0	0·1	1·1	2·7
XI	0·4	0·2	0·0	0·0	0·0	0·0	0·0	—	0·0	0·0	0·0	0·7
XII	0·2	0·0	0·0	0·0	0·0	0·0	0·0	—	0·0	0·0	0·0	0·2
XIII	0·6	0·4	0·0	0·0	0·0	0·0	0·0	0·0	0·0	0·0	0·1	—
XIV	0·7	0·0	0·0	0·0	0·0	0·0	0·0	0·0	0·0	0·0	0·1	2·8
XV	0·6	0·1	0·0	0·0	0·0	0·0	0·0	0·0	0·0	0·0	0·1	1·1
XVI	0·3	0·0	0·0	0·0	0·0	—	—	—	—	—	0·0	1·6
XVII... ...	2·7	0·1	0·0	0·0	0·0	0·0	0·0	0·0	0·0	0·8	—	4·1
XVIII ...	1·5	0·1	0·0	0·0	0·0	0·0	0·0	0·0	0·0	0·2	1·1	3·3
XIX	0·5	0·1	0·0	0·0	0·0	0·0	0·0	0·0	0·0	0·0	0·6	1·8
XX	0·4	0·0	0·0	0·0	0·0	0·0	0·0	0·0	0·0	0·0	0·2	1·2
XXII ...	—	—	—	—	—	—	—	—	—	0·0	1·9	1·0
XXIII ...	0·4	0·0	0·0	0·0	0·0	0·0	0·0	0·0	0·0	1·5	3·1	1·9
XXIV ...	1·2	0·0	0·0	0·0	0·0	0·0	0·0	0·0	0·0	0·4	1·0	4·9
XXV... ...	0·0	0·0	—	—	0·0	0·0	0·0	0·0	0·0	0·0	0·0	3·8
XXVI ...	—	—	0·0	—	0·0	0·0	0·0	0·0	—	0·0	0·0	1·7
XXVII ...	0·0	—	—	—	—	0·0	0·0	0·0	0·0	0·0	0·0	0·4
XXVIII ...	—	0·3	—	—	0·0	0·0	0·0	—	—	0·8	2·2	1·6
XXIX ...	0·4	0·0	0·0	0·0	0·0	0·0	0·0	0·0	0·0	0·0	2·4	1·4
XXX ...	0·3	0·0	0·0	—	—	—	0·0	0·0	—	0·0	0·5	2·9
XXXI ...	0·0	0·0	0·0	—	0·0	0·0	0·0	0·0	0·0	0·0	0·0	4·1
XXXII ...	—	0·0	—	—	0·0	—	0·0	0·0	0·0	0·0	—	—
XXXIII ...	0·3	—	—	—	—	—	—	—	—	—	—	—
XXXIV ...	—	—	—	—	—	—	—	—	—	—	0·0	—
XXXV ...	—	—	—	—	—	0·0	—	—	0·0	0·0	—	—
XXXVI ...	0·0	0·0	0·0	—	—	—	—	—	0·0	5·0	0·0	—
XXXVII ...	0·0	—	—	—	—	—	—	—	0·0	—	—	—
XXXVIII ...	—	—	—	—	—	0·0	—	—	0·0	—	—	—
XLIII ...	—	—	—	—	—	—	0·0	—	—	—	—	—
C	6·2	0·0	0·0	0·0	0·0	0·0	0·0	0·0	0·0	0·0	3·5	7·3
D	0·1	0·5	0·0	0·0	0·0	0·0	0·0	0·0	0·0	—	1·8	2·5
J	4·2	—	—	—	0·0	0·0	0·0	0·0	0·0	—	—	0·0
K	0·5	0·2	0·0	0·0	0·0	0·0	0·0	—	0·0	—	—	—
L	—	0·8	—	—	—	—	—	—	—	—	0·0	0·0
Barra Head ...	—	—	—	—	—	—	—	—	—	—	0·0	—
Minch ...	—	—	0·0	0·0	—	0·0	—	—	0·0	—	—	0·0
Western Grounds.	3·1	0·9	0·0	0·0	0·0	0·0	0·0	0·0	0·0	0·0	0·8	5·1
Faroe ...	0·0	—	0·0	0·0	0·0	0·0	0·0	0·0	0·0	—	17·4	—
Iceland ...	—	0·0	0·0	0·0	0·0	0·0	0·0	0·0	0·0	0·0	—	—

AVERAGE VALUE OF CATCH, IN POUNDS STERLING, PER 100 HOURS' FISHING (ABERDEEN TRAWLERS)—1905.

Area.	Jan.	Feb.	Mar.	April.	May.	June.	July.	Aug.	Sept.	Oct.	Nov.	Dec.
VI	—	—	174·8	320·6	—	—	—	—	206·0	207·6	—	—
VII	—	—	232·4	262·8	149·5	100·6	—	—	—	—	—	—
VIII	—	—	383·7	310·3	0·0	79·7	—	—	—	—	346·7	—
IX	—	—	149·6	—	—	128·3	—	—	—	—	—	—
X	256·6	217·9	192·1	188·4	198·3	147·3	133·1	164·8	179·3	261·4	154·9	216·4
XI	179·9	216·6	184·7	240·4	131·3	124·3	111·2	—	204·3	212·8	168·6	180·4
XII	246·0	162·1	176·5	246·0	151·5	116·0	82·9	—	178·1	240·5	183·4	211·2
XIII	428·1	201·7	190·9	133·2	154·8	124·9	136·3	115·9	189·4	237·1	182·1	—
XIV	199·0	190·6	170·1	156·0	85·5	91·9	116·2	190·2	147·4	212·9	164·8	171·1
XV	225·7	192·6	162·0	173·9	181·5	97·6	102·3	83·8	109·8	217·0	164·9	159·6
XVI	260·5	160·3	149·3	144·0	115·2	—	—	—	—	—	161·9	171·1
XVII... ...	237·1	160·0	156·7	149·1	106·7	127·1	130·9	136·9	67·3	128·4	—	173·3
XVIII ...	172·1	169·7	190·7	119·5	136·9	108·3	85·5	90·5	122·5	146·9	133·5	176·5
XIX	213·4	163·2	141·0	153·7	82·3	87·7	76·0	98·6	104·0	207·1	102·4	149·1
XX	237·5	148·0	142·9	140·6	83·1	88·7	147·2	97·7	121·1	149·2	123·7	153·6
XXII ...	—	—	—	—	—	—	—	—	—	180·6	109·8	56·0
XXIII ...	113·2	115·3	116·7	101·6	85·8	78·3	81·3	111·9	119·2	125·9	104·5	105·3
XXIV ...	238·3	180·4	120·9	99·5	56·0	86·7	84·0	114·7	120·4	166·7	147·2	118·1
XXV	405·6	229·3	—	—	92·9	83·5	97·6	100·3	119·4	167·9	137·8	186·9
XXVI ...	—	—	365·0	—	—	209·1	103·9	120·7	—	212·5	135·0	257·9
XXVII ...	269·5	—	—	—	—	98·7	77·1	142·9	132·1	264·1	114·0	203·2
XXVIII ...	—	160·5	—	—	81·9	87·4	81·9	—	—	150·3	115·2	112·4
XXIX ...	114·2	109·8	81·9	107·3	73·3	62·0	63·1	92·1	96·8	115·7	98·2	124·5
XXX ...	145·4	126·4	89·8	—	—	—	83·5	98·6	—	140·9	114·9	116·0
XXXI ...	238·6	168·1	133·3	—	75·3	79·5	75·0	133·0	103·2	187·0	179·5	211·6
XXXII ...	—	123·9	—	—	87·7	—	56·0	116·0	109·1	109·8	—	—
XXXIII ...	120·7	—	—	—	—	—	—	—	—	—	—	—
XXXIV ...	—	—	—	—	—	—	—	—	—	—	171·7	—
XXXV ...	—	—	—	—	—	71·6	—	—	103·1	150·3	—	—
XXXVI ...	258·1	180·7	99·4	—	—	—	—	—	51·7	120·1	105·2	—
XXXVII ...	114·5	—	—	—	—	—	—	—	126·1	—	—	—
XXXVIII ...	—	—	—	—	—	70·9	—	—	136·1	—	—	—
XLIII ...	—	—	—	—	—	—	91·0	—	—	—	—	—
C	2666·1	429·5	230·9	198·0	172·6	178·2	172·4	284·6	243·8	391·2	299·3	568·0
D	232·1	283·8	471·8	394·6	176·8	150·8	199·3	201·6	267·8	—	281·9	355·0
J	519·7	—	—	—	354·5	270·5	394·1	168·1	193·1	—	—	271·1
K	347·4	315·4	381·6	338·8	261·7	194·8	297·9	—	495·1	—	—	—
L	—	275·9	—	—	—	—	—	—	—	—	96·9	130·2
Barra Head ...	—	—	—	—	—	—	—	—	—	—	279·3	—
Minch ...	—	—	228·4	243·3	—	480·7	—	—	108·0	—	—	273·5
Western Grounds.	555·7	399·2	249·1	251·8	197·9	127·2	159·9	191·8	253·1	352·2	269·0	292·4
Faroe ...	283·5	—	601·0	443·5	222·0	163·2	156·1	133·9	132·1	—	526·5	—
Iceland ...	—	444·2	755·2	927·3	383·2	150·6	294·7	184·3	382·2	225·0	—	—

Average Catch of Cod, in cwts., per 100 hours' fishing (Aberdeen Trawlers)—1906.

Area.	Jan.	Feb.	Mar.	April.	May.	June.	July	Aug.	Sept.	Oct.	Nov.	Dec.
VI	—	12·9	27·3	8·8	22·3	—	—	43·6	34·7	37·1	34·5	—
VII	16·9	10·9	12·5	7·7	8·8	20·6	21·7	—	36·4	—	—	—
VIII	—	—	6·8	7·6	10·8	—	—	—	—	—	—	18·2
IX	—	—	—	—	26·4	—	—	40·3	—	59·8	52·9	—
X	52·4	46·8	33·0	19·5	46·7	65·7	65·0	27·5	30·2	23·5	27·0	20·9
XI	11·4	22·0	11·1	7·4	19·0	42·9	14·9	—	12·0	17·2	11·0	13·6
XII	10·4	13·4	10·3	10·9	12·9	13·6	7·5	3·0	9·9	18·6	12·7	10·7
XIII	65·3	56·2	60·1	31·7	44·5	45·9	63·7	185·5	42·4	27·5	8·3	—
XIV	17·2	14·3	18·9	10·3	—	26·1	75·6	33·5	20·5	29·1	38·1	37·2
XV	14·6	11·4	8·4	10·7	—	—	—	35·3	18·0	19·1	14·4	19·9
XVI	9·7	15·1	16·1	12·2	18·6	—	—	—	—	—	11·8	21·4
XVII ...	102·8	96·6	109·0	93·5	37·5	139·6	107·0	134·3	0·0	9·1	31·9	22·1
XVIII ...	20·7	23·9	43·3	53·4	23·4	24·9	33·6	47·3	48·3	24·8	29·0	25·0
XIX	15·7	16·9	12·9	24·1	37·7	32·9	38·5	52·7	53·4	26·7	21·8	23·7
XX	15·6	30·3	19·4	27·1	19·5	12·5	6·8	10·2	19·7	—	32·7	9·5
XXI	—	—	23·7	41·2	—	—	—	—	—	—	—	—
XXII ...	36·1	—	—	—	—	—	—	—	—	—	—	—
XXIII ...	10·2	13·9	15·2	24·6	17·1	27·2	40·3	34·4	28·3	24·9	9·5	12·3
XXIV ...	15·7	38·5	25·4	—	44·7	35·4	42·9	30·6	30·6	28·8	—	—
XXV ...	20·4	32·0	21·7	30·5	23·2	14·0	10·0	14·1	20·8	22·7	10·9	27·1
XXVI ...	14·0	18·9	23·1	41·5	—	8·7	23·0	15·2	10·6	—	18·8	23·6
XXVII ...	—	—	—	—	—	—	—	18·9	29·2	45·8	26·4	—
XXVIII ...	7·6	7·9	10·4	—	—	—	15·6	—	8·7	7·2	8·7	32·4
XXIX ...	6·1	8·5	20·7	27·7	8·5	14·7	17·7	10·4	6·0	5·1	7·6	11·5
XXX ...	9·6	18·2	14·0	—	—	—	6·5	—	—	14·1	—	6·9
XXXI ...	—	25·7	—	27·5	17·9	10·2	27·1	6·1	13·3	47·5	—	—
XXXII ...	—	—	—	32·0	—	6·4	—	6·9	—	8·9	—	9·4
XXXIII ...	—	—	—	—	—	—	—	—	32·3	—	—	—
XXXIV ...	—	—	—	—	18·8	—	—	—	—	—	—	—
XXXV ...	—	39·7	—	—	—	9·4	—	—	—	—	—	—
XXXVI ...	—	52·5	—	—	11·2	—	—	—	—	—	—	—
XXXVII ...	—	10·8	—	—	9·3	—	—	—	—	—	—	—
XXXVIII ...	—	—	—	—	—	—	—	—	—	—	—	—
XXXIX ...	—	—	—	—	—	—	—	—	—	—	—	—
XL	—	—	—	—	—	—	—	—	—	3·2	—	—
Various—North Sea.	16·9	23·7	24·4	17·9	25·9	27·9	43·1	30·3	22·9	22·3	19·3	21·2
C	223·8	164·2	52·4	127·8	74·6	146·1	54·3	47·4	47·5	42·9	25·2	41·8
D	72·4	160·9	161·2	93·6	68·1	68·4	57·1	31·4	36·8	14·2	35·8	78·7
J	—	—	—	—	313·4	160·4	269·8	171·8	—	—	3·1	4·6
K	97·4	147·0	112·1	131·2	188·8	—	—	92·2	14·4	—	—	—
L	35·4	—	—	—	27·8	—	—	33·8	—	—	—	—
S	—	—	—	—	232·2	840·8	—	8·3	—	—	—	—
Minch ...	—	—	173·9	64·7	63·8	45·7	—	—	—	—	—	—
C. D. Minch...	—	89·4	89·4	52·2	88·5	54·9	48·5	31·7	—	23·4	28·1	44·9
Rockall ...	—	—	26·0	—	—	81·2	46·4	—	—	—	—	—
Western Grounds.	107·4	28·6	130·5	75·6	89·2	92·7	66·7	92·3	12·3	22·2	20·5	38·7
Faroe ...	127·2	140·7	433·2	403·6	104·8	26·6	88·8	77·8	52·8	35·4	33·2	61·1
Iceland ...	897·9	903·4	1321·4	1841·4	1157·8	457·4	364·4	384·1	28·5	8·7	8·0	299·0

AVERAGE CATCH OF CODLING, IN CWTS., PER 100 HOURS FISHING (ABERDEEN TRAWLERS)—1906.

Area.	Jan.	Feb.	Mar.	April.	May.	June.	July.	Aug.	Sept.	Oct.	Nov.	Dec.
VI	—	9·2	7·2	8·8	9·6	—	—	24·0	20·1	13·9	17·6	—
VII	18·8	9·7	9·7	7·0	9·0	20·2	12·9	—	15·6	—	—	—
VIII	—	—	10·1	5·7	9·3	—	—	—	—	—	—	6·8
IX	—	—	—	—	17·4	—	—	16·2	—	32·8	21·7	—
X	14·8	44·2	19·3	16·6	24·0	50·3	55·6	30·3	24·1	13·9	12·6	12·1
XI	14·7	15·8	12·1	8·7	20·1	18·4	13·6	—	12·2	12·5	12·7	9·9
XII	10·0	17·8	10·0	8·1	8·3	13·6	11·4	10·9	11·6	12·7	10·9	10·1
XIII	16·6	8·6	6·0	31·2	9·3	22·5	24·6	32·9	45·7	29·8	8·7	—
XIV	22·5	13·5	10·0	11·1	—	25·6	63·7	31·0	23·2	17·8	16·9	19·2
XV	18·4	18·6	14·1	9·1	—	—	—	29·4	23·5	12·1	12·5	12·3
XVI	4·2	17·0	7·4	4·4	9·4	—	—	—	—	—	11·1	15·0
XVII ...	24·8	11·4	8·6	6·1	12·0	21·1	16·1	40·9	33·3	22·2	38·7	21·0
XVIII ...	9·4	8·7	4·8	5·0	10·0	12·7	12·6	10·3	6·6	9·7	8·9	9·1
XIX	12·6	10·1	6·2	12·9	14·9	11·4	11·1	8·1	6·7	11·1	8·8	10·7
XX	7·6	6·4	6·4	9·2	6·3	3·5	3·4	5·3	5·8	—	5·1	4·3
XXI	—	—	9·8	7·2	—	—	—	—	—	—	—	—
XXII ...	22·2	—	—	—	—	—	—	—	—	—	—	—
XXIII ...	16·9	12·5	12·4	10·5	10·2	15·3	9·9	13·2	21·3	18·5	20·0	18·7
XXIV ...	8·6	7·5	7·3	—	·9	6·4	5·9	3·8	3·9	3·9	—	—
XXV ...	10·5	7·6	4·9	4·8	1·6	3·4	6·1	5·3	12·8	12·1	3·6	2·5
XXVI ...	7·6	3·7	8·2	4·3	—	4·1	3·4	6·1	7·2	—	7·5	8·1
XXVII ...	—	—	—	—	—	—	—	23·9	29·7	38·9	36·1	—
XXVIII ...	18·6	13·6	16·7	—	—	—	32·8	—	42·0	30·6	39·7	41·7
XXIX ...	10·8	9·6	7·6	6·2	4·1	6·8	6·8	8·9	9·4	13·2	17·6	18·6
XXX ...	7·6	8·4	5·1	—	—	—	2·7	—	—	3·1	—	9·0
XXXI ...	—	9·9	—	1·2	5·7	3·1	9·7	5·4	6·5	21·2	—	—
XXXII ...	—	—	—	1·5	—	1·2	—	16·0	—	4·5	—	2·1
XXXIII ...	—	—	—	—	—	—	—	—	15·7	—	—	—
XXXIV ...	—	—	—	—	13·7	—	—	—	—	—	—	—
XXXV ...	—	7·0	—	—	—	15·6	—	—	—	—	—	—
XXXVI ...	—	5·7	—	—	11·9	—	—	—	—	—	—	—
XXXVII ...	—	5·8	—	—	1·3	—	—	—	—	—	—	—
XXXVIII ...	—	—	—	—	—	—	—	—	—	—	—	—
XXXIX ...	—	—	—	—	—	—	—	—	—	—	—	—
XL	—	—	—	—	—	—	—	—	—	12·5	—	—
Various—North Sea.	13·2	15·1	11·4	9·0	12·0	13·9	26·0	19·4	16·8	14·7	13·2	11·7
C	98·7	92·8	44·6	43·4	26·7	43·7	20·8	32·4	45·2	23·5	18·7	32·8
D	78·9	107·3	66·4	42·2	42·3	44·6	46·2	39·0	42·1	27·9	24·4	48·2
J	—	—	—	—	16·4	53·7	56·6	37·4	—	—	4·0	5·2
K	12·2	10·7	19·2	32·1	36·8	—	—	29·2	8·7	—	—	—
L	5·2	—	—	—	4·0	—	—	1·6	—	—	—	—
S	—	—	—	—	17·9	154·5	—	0·0	—	—	—	—
Minch ...	—	—	36·5	18·4	12·2	5·6	—	—	—	—	—	—
C. D. Minch...	—	74·8	30·0	29·6	34·4	37·7	26·0	28·8	—	23·9	37·6	15·9
Rockall ...	—	—	65·5	—	—	24·7	14·3	—	—	—	—	—
Western Grounds.	38·8	19·6	24·7	42·4	31·2	24·5	22·8	21·0	9·6	28·6	12·7	13·3
Faroe ...	361·2	243·4	196·5	163·3	71·5	31·1	151·3	88·2	178·0	133·2	137·4	184·5
Iceland ...	31·9	17·8	51·4	93·2	56·5	46·4	57·4	20·4	9·0	1·8	0·0	3·0

AVERAGE CATCH OF TOTAL COD AND CODLING, IN CWTS., PER 100 HOURS' FISHING (ABERDEEN TRAWLERS)—1906.

Area.	Jan.	Feb.	Mar.	April.	May.	June.	July.	Aug.	Sept.	Oct.	Nov.	Dec.
VI	—	22·1	34·5	17·6	31·9	—	—	67·6	54·9	51·0	52·1	—
VII	35·6	20·6	22·2	14·7	17·8	40·8	34·6	—	52·0	—	—	—
VIII	—	—	16·9	13·2	20·1	—	—	—	—	—	—	25·0
IX	—	—	—	—	43·8	—	—	56·5	—	92·7	79·6	—
X	67·2	91·0	52·3	36·1	70·8	116·0	120·6	57·8	54·3	37·4	39·6	33·0
XI	26·1	37·8	23·2	16·1	39·2	61·3	28·6	—	24·2	29·7	23·7	23·5
XII	20·4	31·2	20·3	19·0	21·2	27·1	19·0	13·9	21·5	31·2	23·6	20·9
XIII	81·9	64·8	66·1	62·9	53·8	68·5	88·3	218·4	88·1	57·3	17·0	—
XIV	39·7	27·8	28·8	21·4	—	51·7	139·3	64·5	43·8	46·9	55·0	56·4
XV	33·0	30·0	22·6	19·8	—	—	—	64·7	41·5	31·1	26·9	32·2
XVI	13·9	32·1	23·5	16·6	28·0	—	—	—	—	—	22·9	36·4
XVII ...	127·6	108·0	117·6	99·6	49·5	160·7	123·0	175·2	33·3	31·3	70·6	43·1
XVIII ...	30·1	32·6	48·1	58·4	33·4	37·6	46·1	57·6	54·8	34·5	37·9	34·1
XIX	28·3	27·0	19·2	37·0	52·6	44·3	49·6	60·8	60·1	37·8	30·6	34·4
XX	23·3	36·7	25·8	36·3	25·8	16·0	10·2	15·5	25·5	—	37·8	13·8
XXI	—	—	33·5	48·4	—	—	—	—	—	—	—	—
XXII ...	58·3	—	—	—	—	—	—	—	—	—	—	—
XXIII ...	27·1	26·4	27·7	35·2	27·3	42·5	50·2	47·6	49·6	43·4	29·6	31·0
XXIV ...	24·3	46·0	32·7	—	45·6	41·9	48·9	34·4	34·5	32·7	—	—
XXV ...	30·9	39·6	26·6	40·3	24·8	17·4	16·1	19·4	33·6	34·8	14·6	29·6
XXVI ...	21·6	22·6	31·3	45·7	—	12·8	26·4	21·3	17·8	—	26·3	31·7
XXVII ...	—	—	—	—	—	—	—	42·9	58·9	84·7	62·5	—
XXVIII ...	26·2	21·5	27·1	—	—	—	48·4	—	50·7	37·8	48·4	74·0
XXIX ...	16·9	18·1	28·3	33·9	12·6	21·5	24·5	19·3	15·4	18·3	25·2	30·1
XXX ...	17·2	26·7	19·1	—	—	—	9·2	—	—	17·2	—	15·9
XXXI ...	—	35·6	—	28·7	23·6	13·3	36·8	11·5	19·8	68·7	—	—
XXXII ...	—	—	—	33·5	—	7·6	—	22·9	—	13·4	—	11·5
XXXIII ...	—	—	—	—	—	—	—	—	48·1	—	—	—
XXXIV ...	—	—	—	—	32·5	—	—	—	—	—	—	—
XXXV ...	—	46·7	—	—	—	25·0	—	—	—	—	—	—
XXXVI ...	—	58·2	—	—	23·1	—	—	—	—	—	—	—
XXXVII ...	—	16·6	—	—	10·6	—	—	—	—	—	—	—
XXXVIII ...	—	—	—	—	—	—	—	—	—	—	—	—
XXXIX ...	—	—	—	—	—	—	—	—	—	—	—	—
XL	—	—	—	—	—	—	—	—	—	16·2	—	—
Various—North Sea.	30·1	38·8	35·8	26·8	37·9	41·8	69·2	49·7	39·7	37·0	32·5	32·9
C	322·5	257·0	97·0	171·2	101·3	189·7	75·1	79·8	92·7	66·4	43·9	74·6
D	151·3	268·2	227·7	135·8	110·4	113·0	103·3	70·4	78·9	42·2	60·2	126·9
J	—	—	—	—	329·8	214·2	326·5	209·1	—	—	7·1	9·8
K	109·6	157·6	131·3	163·3	225·6	—	—	121·4	23·1	—	—	—
L	40·6	—	—	—	31·8	—	—	35·4	—	—	—	—
S	—	—	—	—	250·0	995·4	—	8·3	—	—	—	—
Minch ...	—	—	210·4	83·1	76·1	51·2	—	—	—	—	—	—
C. D. Minch...	—	164·2	119·4	81·8	122·9	92·6	74·5	60·6	—	47·3	65·7	60·8
Rockall ...	—	—	91·5	—	—	105·9	60·7	—	—	—	—	—
Western Grounds.	146·2	48·2	155·2	118·0	120·4	117·2	89·5	113·3	21·9	50·8	33·3	52·0
Faroe ...	488·4	384·1	629·7	566·9	176·3	57·7	240·1	166·0	230·8	168·6	170·6	245·6
Iceland ...	929·8	921·2	1372·8	1934·5	1214·3	503·8	421·8	404·5	37·5	10·6	8·0	302·0

AVERAGE CATCH OF LING, IN CWTS., PER 100 HOURS' FISHING (ABERDEEN TRAWLERS)—1906.

Area.	Jan.	Feb.	Mar.	April.	May.	June.	July.	Aug.	Sept.	Oct.	Nov.	Dec.
VI	—	15·3	6·3	20·6	62·9	—	—	64·6	31·3	46·9	30·1	—
VII	82·9	23·5	74·1	35·6	38·4	16·9	24·2	—	74·9	—	—	—
VIII	—	—	42·2	52·9	42·9	—	—	—	—	—	—	31·0
IX	—	—	—	—	1·4	—	—	21·2	—	13·8	36·9	—
X	21·6	13·2	8·8	10·3	22·0	3·6	9·5	17·5	33·9	22·6	12·3	10·0
XI	4·6	17·5	26·9	34·0	25·9	20·1	72·3	—	47·1	16·0	13·8	15·3
XII	11·9	12·5	12·5	33·2	21·4	66·2	36·1	10·9	14·2	17·5	21·9	14·5
XIII	15·4	1·6	6·6	0·0	1·4	0·9	11·5	0·6	0·3	8·4	0·8	—
XIV	10·2	11·5	14·5	19·8	—	10·6	29·1	22·0	13·0	13·0	8·3	9·6
XV	7·9	9·7	9·1	21·0	—	—	—	52·5	17·0	19·0	14·4	11·1
XVI	2·2	14·3	10·4	7·7	17·3	—	—	—	—	—	12·3	10·2
XVII ...	2·6	2·2	3·0	6·0	4·4	1·6	3·1	2·6	0·0	10·6	2·3	9·1
XVIII ...	6·8	9·3	9·1	8·9	10·3	15·2	16·8	18·3	17·1	11·7	12·9	6·8
XIX	4·9	5·3	6·6	20·0	9·5	12·2	18·5	23·8	15·0	20·5	14·0	8·3
XX	4·9	7·0	8·4	13·4	9·0	5·7	11·2	1·9	3·7	—	1·2	1·3
XXI	—	—	13·8	22·3	—	—	—	—	—	—	—	—
XXII ...	0·0	—	—	—	—	—	—	—	—	—	—	—
XXIII ...	2·8	2·5	3·8	4·9	3·9	7·1	8·8	9·9	10·9	7·4	2·7	2·6
XXIV ...	5·2	18·8	13·8	—	4·4	10·7	15·1	10·0	11·8	12·3	—	—
XXV ...	4·1	7·1	4·5	8·7	1·5	3·2	1·7	4·6	4·1	3·7	0·0	0·7
XXVI ...	5·3	11·1	12·8	26·1	—	4·2	22·2	2·2	2·9	—	5·8	5·7
XXVII ...	—	—	—	—	—	—	—	9·8	7·2	11·1	1·8	—
XXVIII ...	1·3	2·5	2·1	—	—	—	2·6	—	5·2	4·3	0·4	0·8
XXIX ...	3·4	2·7	1·7	3·3	1·2	1·4	2·3	4·2	2·7	2·0	3·6	2·7
XXX ...	1·3	5·4	3·9	—	—	—	1·1	—	—	3·8	—	2·3
XXXI ...	—	4·5	—	4·2	2·8	2·4	3·1	1·2	2·3	7·5	—	—
XXXII ...	—	—	—	9·5	—	2·3	—	3·7	—	0·4	—	0·3
XXXIII ...	—	—	—	—	—	—	—	—	3·2	—	—	—
XXXIV ...	—	—	—	—	5·0	—	—	—	—	—	—	—
XXXV ...	—	5·0	—	—	—	4·1	—	—	—	—	—	—
XXXVI ...	—	2·4	—	—	2·2	—	—	—	—	—	—	—
XXXVII ...	—	2·1	—	—	1·1	—	—	—	—	—	—	—
XXXVIII ...	—	—	—	—	—	—	—	—	—	—	—	—
XXXIX ...	—	—	—	—	—	—	—	—	—	—	—	—
XL	—	—	—	—	—	—	—	—	—	0·4	—	—
Various—	8·3	10·3	10·4	20·3	16·0	7·6	12·9	14·5	18·7	17·1	13·9	11·0
North Sea.												
C	2·5	1·1	1·9	1·6	2·0	4·7	6·0	4·8	5·5	3·5	0·8	1·4
D	7·3	2·1	4·2	3·8	3·0	5·6	7·6	3·1	6·8	2·5	1·3	0·6
J	—	—	—	—	1·1	2·9	15·9	12·8	—	—	1·1	0·4
K	85·5	17·2	25·6	27·4	24·1	—	—	9·1	32·6	—	—	—
L	7·3	—	—	—	9·1	—	—	6·6	—	—	—	—
S	—	—	—	—	26·2	14·4	—	89·6	—	—	—	—
Minch ...	—	—	2·6	5·4	3·8	5·3	—	—	—	—	—	—
C. D. Minch ..	—	4·5	1·5	4·0	1·7	4·9	5·0	5·4	—	11·2	3·0	2·7
Rockall ...	—	—	47·0	—	—	51·0	10·6	—	—	—	—	—
Western Grounds.	16·6	1·1	12·5	7·7	5·8	20·8	9·9	10·3	9·6	6·5	1·3	10·2
Faroe ...	4·1	3·2	4·0	5·6	5·7	4·6	3·9	4·5	2·5	3·8	1·6	2·4
Iceland ...	51·8	6·0	14·2	80·4	50·4	13·0	6·6	8·8	6·4	7·7	7·2	83·6

Average Catch of Tusk, in cwts., per 100 hours' fishing (Aberdeen Trawlers)—1906.

Area.	Jan.	Feb.	Mar.	April.	May.	June.	July.	Aug.	Sept.	Oct.	Nov.	Dec.
VI	—	3·3	0·4	3·3	4·7	—	—	1·1	1·7	1·3	1·0	—
VII	5·0	1·5	1·5	2·3	2·9	1·5	0·0	—	2·6	—	—	—
VIII	—	—	1·4	2·4	2·3	—	—	—	—	—	—	1·1
IX	—	—	—	—	0·0	—	—	0·9	—	0·3	5·0	—
X	0·8	0·2	0·7	1·5	0·8	0·1	0·1	0·0	0·7	0·5	0·5	0·8
XI	1·2	0·5	1·2	1·8	2·0	0·7	1·9	—	2·5	0·3	0·7	0·8
XII	0·5	0·8	1·0	1·3	0·9	1·8	0·1	0·0	0·3	0·7	0·4	0·6
XIII	0·8	0·8	0·0	0·0	0·0	0·0	0·0	0·0	0·0	0·0	0·0	—
XIV	1·0	0·9	1·2	2·8	—	0·0	0·3	0·5	0·4	0·5	0·3	0·6
XV	0·7	0·7	1·2	1·7	—	—	—	1·5	1·0	0·9	0·6	0·6
XVI	0·1	1·0	0·7	0·1	0·0	—	—	—	—	—	0·5	0·8
XVII ...	0·0	0·0	0·0	0·0	0·0	0·0	0·0	0·0	0·0	0·0	0·0	0·4
XVIII ...	0·3	0·5	0·3	0·3	1·3	1·1	0·7	1·9	0·4	0·3	0·4	0·2
XIX	0·5	0·0	0·3	0·6	1·4	0·7	0·7	1·0	0·3	1·2	0·8	0·5
XX	0·3	0·2	0·3	0·5	0·3	0·0	0·0	0·0	0·0	—	0·0	0·5
XXI	—	—	0·7	0·5	—	—	—	—	—	—	—	—
XXII ...	0·0	—	—	—	—	—	—	—	—	—	—	—
XXIII ...	0·0	0·0	0·0	0·0	0·0	0·1	0·0	0·0	0·0	0·0	0·0	0·0
XXIV ...	0·4	0·0	0·0	—	0·0	0·3	0·0	0·0	0·1	0·0	—	—
XXV ...	0·0	0·0	0·3	0·2	0·0	0·0	0·0	0·0	0·1	0·1	0·0	0·0
XXVI ...	0·0	0·3	0·3	0·3	—	0·0	0·0	0·0	0·0	—	0·0	0·2
XXVII ...	—	—	—	—	—	—	—	0·0	0·0	0·0	0·0	—
XXVIII ...	0·0	0·0	0·0	—	—	—	0·0	—	0·0	0·0	0·0	0·0
XXIX ...	0·0	0·0	0·0	0·0	0·0	0·0	0·0	0·0	0·0	0·0	0·0	0·0
XXX ...	0·0	0·0	0·0	—	—	—	0·0	—	—	0·0	—	0·0
XXXI ...	—	0·0	—	0·0	0·0	0·0	0·0	0·0	0·0	0·0	—	—
XXXII ...	—	—	—	0·0	—	0·0	—	0·0	—	0·0	—	0·0
XXXIII ...	—	—	—	—	—	—	—	—	0·0	—	—	—
XXXIV ...	—	—	—	—	0·0	—	—	—	—	—	—	—
XXXV ..	—	0·0	—	—	—	0·0	—	—	—	—	—	—
XXXVI ...	—	0·0	—	—	0·0	—	—	—	—	—	—	—
XXXVII ...	—	0·8	—	—	0·0	—	—	—	—	—	—	—
XXXVIII ...	—	—	—	—	—	—	—	—	—	—	—	—
XXXIX ...	—	—	—	—	—	—	—	—	—	—	—	—
XL	—	—	—	—	—	—	—	—	—	0·0	—	—
Various—	0·5	0·7	0·6	1·2	0·8	0·3	0·5	0·2	0·5	6·1	0·6	0·7
North Sea.												
C	0·0	0·0	0·0	0·0	0·0	0·0	0·0	0·0	0·0	0·0	0·0	0·0
D	0·0	0·0	0·0	0·0	0·0	0·0	0·0	0·0	0 0	0·0	0·0	0·0
J	—	—	—	—	0·0	0·0	0·0	0·0	—	—	0·0	0·0
K	0·0	0·0	0·0	0·0	0·0	—	—	0·0	1·1	—	—	—
L	0·0	—	—	—	0·0	—	—	0·0	—	—	—	—
S	—	—	—	—	—	0·0	—	0·0	—	—	—	—
Minch ...	—	—	0·0	0·0	0·0	0·0	—	—	—	—	—	—
C. D. Minch...	—	0·0	0·0	0·0	0·1	0·0	0·0	0·0	—	0·0	0·0	0·0
Rockall ...	—	—	0·5	—	—	0·7	0·0	—	—	—	—	—
Western Grounds.	0·0	0·0	0·0	0·2	0·0	0·0	0·0	0·0	0·0	0·0	0·0	0·0
Faroe ...	1·6	0·7	0·6	0·9	2·2	1·8	0·3	0·2	0·4	0·9	0·2	0·1
Iceland ...	0·0	0·0	0·0	0·0	0·0	0·0	0·0	0·0	0·0	0·0	0 0	0·0

AVERAGE CATCH OF SAITHE, IN CWTS., PER 100 HOURS' FISHING (ABERDEEN TRAWLERS)—1906.

Area.	Jan.	Feb.	Mar.	April.	May.	June.	July.	Aug.	Sept.	Oct.	Nov.	Dec.
VI	—	20·7	5·4	2·9	17·1	—	—	31·6	16·7	12·1	8·8	—
VII	104·8	48·5	27·9	24·7	22·7	625·2	10·0	—	19·5	—	—	—
VIII	—	—	22·9	39·7	8·1	—	—	—	—	—	—	20·9
IX	—	—	—	—	10·1	—	—	14·5	—	7·1	4·2	—
X ...	21·8	19·3	16·1	14·9	49·4	23·5	13·1	7·6	18·0	6·5	3·6	15·6
XI	6·9	11·9	16·9	13·5	43·5	118·1	52·0	—	14·5	24·7	14·0	14·3
XII	16·9	59·1	10·4	15·5	39·3	35·9	16·9	9·8	11·4	27·2	2 ·2	15·0
XIII	3·2	4·7	6·0	2·3	12·3	5·5	2·9	9·3	16·5	22·5	0·0	—
XIV	14·7	11·2	14·7	12·7	—	27·3	24·1	26·0	17·4	9·1	8·1	10·0
XV	14·5	19·6	21·3	26·5	—	—	—	28·7	14·0	20·1	14·5	14·5
XVI	3·1	20·0	12·3	8·4	56·3	—	—	—	—	—	13·6	11·7
XVII ...	2·6	0·8	2·7	5·1	4·6	6·3	2·4	11·3	0·0	0·2	0·0	2·3
XVIII ...	4·0	2·7	5·4	8·7	15·9	12·6	21·2	11·5	13·1	4·7	7·6	4·7
XIX	5·8	11·7	7·4	49·4	25·0	19·7	24·8	12·5	10·3	4·4	4·8	5·8
XX	5·9	8·8	10·0	14·1	16·5	9·3	3·4	3·5	2·9	—	14·9	0·0
XXI	—	—	24·2	12·5	—	—	—	—	—	—	—	—
XXII ...	1·1	—	—	—	—	—	—	—	—	—	—	—
XXIII ...	0·5	0·3	1·3	5·8	2·3	8·9	10·3	7·5	4·7	5·0	0·6	0·8
XXIV ...	2·8	33·1	4·6	—	41·3	13·1	14·0	4·7	7·9	7·8	—	—
XXV ...	1·2	20·9	6·9	27·9	10·6	6·3	2·2	6·3	5·4	3·1	1·5	0·7
XXVI ...	1·4	1·6	12·3	14·1	—	5·0	13·6	1·5	19·5	—	1·5	1·6
XXVII ...	—	—	—	—	—	—	—	3·9	5·0	0·3	0·6	—
XXVIII ...	0·2	0·3	0·0	—	—	—	0·7	—	0·0	0·3	0·3	0·3
XXIX ...	0·2	0·1	0·4	1·2	0·6	2·9	5·4	1·8	0·5	0·3	0·1	2·3
XXX ...	7·2	2·8	0·8	—	—	—	1·8	—	—	13·6	—	3·1
XXXI ...	—	2·7	—	6·7	4·1	2·4	4·3	0·4	9·0	20·0	—	—
XXXII ...	—	—	—	6·1	—	2·8	—	0·0	—	1·2	—	0·4
XXXIII ...	—	—	—	—	—	—	—	—	1·3	—	—	—
XXXIV ...	—	—	—	—	3·0	—	—	—	—	—	—	—
XXXV ...	—	1·5	—	—	—	0·0	—	—	—	—	—	—
XXXVI ...	—	1·1	—	—	5·8	—	—	—	—	—	—	—
XXXVII ...	—	1·4	—	—	1·1	—	—	—	—	—	—	—
XXXVIII ...	—	—	—	—	—	—	—	—	—	—	—	—
XXXIX ...	—	—	—	—	—	—	—	—	—	—	—	—
XL	—	—	—	—	—	—	—	—	—	0·0	—	—
Various—	9·7	12·9	10·6	15·6	19·0	9·9	20·4	11·6	11·1	17·0	7·9	8·0
North Sea.												
C	3·1	5·3	1·7	53·3	20·1	13·4	6·6	5·5	3·7	5·5	0·4	0·3
D	2·5	6·2	34·8	42·6	29·8	10·5	4·1	11·3	1·4	0·2	0·5	0·7
J	—	—	—	—	58·2	45·8	31·2	17·0	—	—	0·0	0·0
K	8·5	20·6	31·3	28·5	43·5	—	—	1·4	1·1	—	—	—
L	3·1	—	—	—	25·0	—	—	13·5	—	—	—	—
S	—	—	—	—	95·9	200·0	—	33·3	—	—	—	—
Minch ...	—	—	12·3	16·0	24·6	12·3	—	—	—	—	—	—
C. D. Minch...	—	6·5	31·9	10·4	29·3	19·9	5·3	1·0	—	6·9	3·7	4·3
Rockall ...	—	—	80·6	—	—	0·6	0·2	—	—	—	—	—
Western Grounds.	12·2	2·1	23·2	22·1	23·9	25·0	7·7	13·0	1·9	4·9	1·1	7·4
Faroe ...	30·8	33·1	100·7	53·4	35·6	27·6	6·8	24·1	18·1	12·9	8·2	10·6
Iceland ...	60·4	13·8	42·5	68·7	82·2	60·1	86·8	18·4	99·7	25·6	102·3	299·9

Average Catch of Hake, in cwts., per 100 hours' fishing (Aberdeen Trawlers)—1906.

Area.	Jan.	Feb.	Mar.	April.	May.	June.	July.	Aug.	Sept.	Oct.	Nov.	Dec.
VI	—	7·8	0·4	3·1	1·8	—	—	17·4	18·5	68·6	49·4	—
VII	9·5	1·5	0·8	0·7	4·8	5·6	0·2	—	127·3	—	—	—
VIII	—	—	0·4	0·6	1·9	—	—	—	—	—	—	19·1
IX	—	—	—	—	0·0	—	—	11·0	—	7·4	92·0	—
X	10·8	1·5	0·1	0·0	0·7	0·3	1·0	8·1	43·6	45·5	24·8	12·6
XI	0·1	1·3	0·5	0·4	2·7	2·6	53·5	—	38·5	13·6	14·7	18·8
XII	1·0	0·4	0·3	0·6	0·9	0·1	0·3	0·2	3·9	13·3	23·5	13·3
XIII	2·0	0·0	0·0	0·0	0·3	0·2	62·4	0·3	0·0	8·7	0·0	—
XIV	1·3	0·3	0·2	0·1	—	2·9	4·1	7·8	13·9	24·7	9·4	6·7
XV	0·9	0·4	0·2	0·1	—	—	—	15·4	0·0	40·2	19·7	11·5
XVI	0·3	0·2	0·0	0·0	0·3	—	—	—	—	—	10·0	11·4
XVII ...	0·0	0·0	0·0	0·0	0·2	1·7	7·1	4·6	0·0	2·3	0·0	2·8
XVIII ...	0·5	0·2	0·1	0 2	0·7	0·5	0·2	0·2	0·8	3·8	4·6	0·8
XIX	0·3	0·0	0·0	3·8	0·7	0·4	0·2	0·0	1·2	15·9	5·0	0·8
XX	0·2	0·0	0·0	0·1	0·2	0·1	0·0	0·0	0·0	—	0·0	0·0
XXI	—	—	0·0	0·1	—	—	—	—	—	—	—	—
XXII ...	0·0	—	—	—	—	—	—	—	—	—	—	—
XXIII ...	0·0	0·0	0·2	0·0	0·1	0·3	0·2	0·5	0·5	0·4	0·3	1·2
XXIV ...	0·1	0·0	0·0	—	0·1	0·2	0·0	0·0	0·1	0·2	—	—
XXV ...	0·0	0·0	0·0	0·1	0·2	0·1	0·1	0·0	0·0	0·0	0·1	0·0
XXVI ...	0·0	0·0	0·0	0·0	—	0·1	0·6	0·0	0·0	—	0·0	0·1
XXVII ...	—	—	—	—	—	—	—	0·4	0·2	6·9	5·6	—
XXVIII ...	0·0	0·0	0·0	—	—	—	0·3	—	0·0	0·2	0·0	0·0
XXIX ...	0·0	0·0	0·0	0·0	0·0	0·0	0·0	0·1	0·1	0·1	0·0	0·0
XXX ...	0·0	0·0	0·0	—	—	—	0·0	—	—	0·3	—	0·0
XXXI ...	—	0·0	—	0·1	0·3	0·1	0·0	0·0	0·0	0·0	—	—
XXXII ...	—	—	—	0·2	—	0·2	—	0·0	—	0·0	—	0·0
XXXIII ...	—	—	—	—	—	—	—	—	0·0	—	—	—
XXXIV ...	—	—	—	—	0·0	—	—	—	—	—	—	—
XXXV ...	—	0·0	—	—	—	0·0	—	—	—	—	—	—
XXXVI ...	—	0·0	—	—	0·2	—	—	—	—	—	—	—
XXXVII ...	—	0·0	—	—	0·0	—	—	—	—	—	—	—
XXXVIII ...	—	—	—	—	—	—	—	—	—	—	—	—
XXXIX ...	—	—	—	—	—	—	—	—	—	—	—	—
XL	—	—	—	—	—	—	—	—	—	0·0	—	—
Various—North Sea.	1·5	0·4	0·3	0·4	1·0	1·2	2·9	4·4	16·4	31·4	19·1	11·1
C	2·5	0·0	0·1	0·0	0·0	0·3	0·2	0·1	0·2	0·2	0·5	0·3
D	0·0	0·1	0·0	0·0	0·0	0·1	0·4	2·2	0·4	0·4	0·1	0·2
J	—	—	—	—	0·0	0·2	0·0	0·2	—	—	0·2	0·6
K	10·2	4·3	6·3	0·7	1·1	—	—	0·1	18·9	—	—	—
L	6·2	—	—	—	6·4	—	—	59·4	—	—	—	—
S	—	—	—	—	0·0	0·0	—	1·7	—	—	—	—
Minch ...	—	—	0·2	10·7	1·5	91·7	—	—	—	—	—	—
C. D. Minch ...	—	0·8	0·4	0·1	0·2	0·3	2·4	0·0	—	7·7	2·8	0·0
Rockall ...	—	—	0·0	—	—	0·0	0·0	—	—	—	—	—
Western Grounds.	10·8	0·0	0·6	0·2	0·4	3·6	0·1	1·1	9·4	3·5	5·0	11·2
Faroe ...	0·0	0·0	0·0	0·0	0·1	0·0	0·3	0·0	0·0	4·1	0·7	1·0
Iceland ...	0·0	0·0	0·0	0·0	0·0	0·0	0·0	0·0	0·0	0·0	0·0	0·0

AVERAGE CATCH OF EXTRA LARGE HADDOCK, IN CWTS., PER 100 HOURS' FISHING (ABERDEEN TRAWLERS)—1906.

Area.	Jan.	Feb.	Mar.	April	May.	June.	July.	Aug.	Sept.	Oct.	Nov.	Dec.
VI	—	0·0	3·1	0·0	0·9	—	—	3·5	2·1	2·7	4·2	—
VII	0·0	1·0	1·5	0·7	0·3	0·0	0·0	—	0·6	—	—	—
VIII	—	—	1·8	0·7	0·1	—	—	—	—	—	—	0·0
IX	—	—	—	—	2·9	—	—	1·1	—	14·1	6·7	—
X	0·8	4·6	2·3	5·2	1·9	3·6	2·8	3·4	4·1	3·0	2·3	1·1
XI	0·0	1·0	1·2	0·6	0·3	0·1	0·0	—	0·4	0·2	0·1	0·2
XII	0·3	0·3	0·8	0·4	1·7	0·0	0·0	0·3	0·2	0·2	0·3	0·2
XIII	0·3	1·6	1·9	8·3	15·8	5·2	8·5	34·2	107·3	98·0	7·8	—
XIV	1·2	1·8	3·3	2·9	—	2·1	4·5	4·3	4·7	3·6	8·5	4·6
XV	0·3	1·1	2·0	0·3	—	—	—	2·9	0·0	0·1	0·0	0·1
XVI	0·6	1·2	3·5	1·0	0·0	—	—	—	—	—	0·0	0·0
XVII ...	0·8	0·1	1·3	0·5	1·9	1·2	1·3	0·6	0·0	1·0	2·9	0·2
XVIII ...	0·0	0·6	1·1	0·4	0·0	0·0	0·0	0·0	0·0	0·1	0·1	0·0
XIX	0·2	2·8	3·0	0·6	0·0	0·0	0·0	0·0	0·0	0·0	0·0	0·0
XX	0·3	5·6	3·9	2·6	0·2	0·0	0·0	0·0	0·0	—	0·0	0·0
XXI	—	—	12·0	1·9	—	—	—	—	—	—	—	—
XXII ...	0·0	—	—	—	—	—	—	—	—	—	—	—
XXIII ...	0·0	0·0	0·3	0·0	0·1	0·0	0·1	0·1	0·0	0·1	0·0	0·0
XXIV ...	0·7	3·0	2·9	—	0·0	0·0	0·0	0·0	0·0	0·0	—	—
XXV ...	0·4	3·8	2·1	1·2	0·0	0·1	0·0	0·0	0·0	0·2	0·0	0·0
XXVI ...	2·3	5·0	7·2	4·5	—	0·1	0·0	0·0	0·5	—	0·9	0·6
XXVII ...	—	—	—	—	—	—	—	12·5	9·4	6·9	33·3	—
XXVIII ...	0·0	0·0	0·0	—	—	—	0·2	—	0·4	0·0	0·0	0·0
XXIX ...	0·0	0·0	0·0	0·0	0·1	0·1	0·3	0·1	0·1	0·2	0·0	0·0
XXX ...	0·0	0·7	2·5	—	—	—	0·0	—	—	0·0	—	0·0
XXXI ...	—	1·6	—	0·4	0·0	0·0	0·3	0·0	0·0	0·0	—	—
XXXII ...	—	—	—	0·2	—	0·2	—	0·0	—	0·0	—	0·0
XXXIII ...	—	—	—	—	—	—	—	—	8·6	—	—	—
XXXIV ..	—	—	—	—	0·0	—	—	—	—	—	—	—
XXXV ...	—	4·9	—	—	—	0·0	—	—	—	—	—	—
XXXVI ...	—	3·7	—	—	0·0	—	—	—	—	—	—	—
XXXVII ...	—	1·5	—	—	0·0	—	—	—	—	—	—	—
XXXVIII ...	—	—	—	—	—	—	—	—	—	—	—	—
XXXIX ...	—	—	—	—	—	—	—	—	—	—	—	—
XL	—	—	—	—	—	—	—	—	—	25·0	—	—
Various— North Sea.	0·4	1·3	1·7	0·8	0·8	0·9	1·0	2·7	3·2	1·9	3·7	0·8
C	22·6	16·7	5·2	8·0	7·0	5·8	9·3	14·5	15·3	8·5	2·2	6·8
D	8·8	38·3	9·9	11·4	7·7	4·9	10·8	119·1	7·6	6·3	3·4	13·3
J	—	—	—	—	10·0	10·9	14·6	10·2	—	—	0·8	18·9
K	1·3	4·6	5·8	6·9	2·8	—	—	7·5	17·4	—	—	—
L	2·1	—	—	—	2·3	—	—	2·1	—	—	—	—
S	—	—	—	—	16·5	19·3	—	4·2	—	—	—	—
Minch ...	—	—	9·7	2·1	4·7	4·6	—	—	—	—	—	—
C. D. Minch ...	—	14·8	6·2	4·4	6·5	4·0	8·1	3·8	—	9·1	5·7	4·3
Rockall ...	—	—	0·0	—	—	75·8	85·7	—	—	—	—	—
Western Grounds.	7·9	5·4	4·6	7·4	7·1	3·3	7·5	14·6	10·2	10·0	2·5	3·6
Faeoe ...	42·8	33·6	45·9	20·3	34·6	32·5	75·6	85·3	35·4	20·3	25·7	34·9
Iceland ...	154·9	274·3	471·0	467·8	395·2	501·1	121·3	130·1	46·8	6·6	21·6	201·2

AVERAGE CATCH OF LARGE HADDOCK, IN CWTS., PER 100 HOURS' FISHING (ABERDEEN TRAWLERS)—1906.

Area.	Jan.	Feb.	Mar.	April.	May.	June.	July.	Aug.	Sept.	Oct.	Nov.	Dec.
VI	—	18·3	18·8	17·3	79·0	—	—	141·9	36·1	76·3	67·3	—
VII	61·9	51·0	126·9	75·4	22·4	14·7	61·7	—	44·2	—	—	—
VIII	—	—	85·8	49·5	20·5	—	—	—	—	—	—	52·3
IX	—	—	—	—	118·8	—	—	42·0	—	131·8	44·6	—
X	47·1	101·5	44·5	55·7	59·7	123·0	113·4	102·2	100·3	70·6	67·1	43·5
XI	48·4	32·3	56·9	56·0	35·2	35·5	14·9	—	89·0	64·9	63·1	51·2
XII	84·9	59·7	46·6	42·0	53·3	58·4	83·4	94·0	74·6	64·1	71·8	57·7
XIII	29·0	12·5	13·6	34·6	38·3	15·5	30·5	90·4	89·5	82·9	36·0	—
XIV	36·7	36·4	47·2	42·7	—	10·6	140·2	86·5	88·3	63.3	80·3	50·2
XV	37·8	43·0	39·2	48·7	—	—	—	57·4	30·0	35·5	58·7	39·3
XVI	48·4	56·7	57·2	34·8	37·8	—	—	—	—	—	57·2	59·9
XVII ...	27·4	10·7	14·1	10·6	17·3	14·8	17·4	38·8	25·0	72·0	39·7	31·9
XVIII ...	14·4	18·8	23·0	12·3	9·0	13·8	14·8	5·8	5·5	9·9	7·2	12·3
XIX	43·2	47·7	47·1	43·2	10·6	9·3	15·9	9·8	10·4	15·0	6·4	14·4
XX	59·5	79·9	58·9	57·1	26·7	28·8	28·8	54·4	29·9	—	45·8	35·7
XXI	—	—	168·4	79·7	—	—	—	—	—	—	—	—
XXII ...	27·8	—	—	—	—	—	—	—	—	—	—	—
XXIII ...	6 1	5·6	8·3	8·2	6·7	9·8	11·7	12·2	10·3	15·1	10·4	8·3
XXIV ...	39·6	43·0	33·8	—	3·8	11·7	10·4	10·5	7·8	6·3	—	—
XXV ...	85·5	78·2	39·4	49·5	32·7	27·3	41·2	40·5	77·6	51·0	34·9	55·9
XXVI ...	47·2	68·9	105·6	76·1	—	38·5	76·1	64·7	44·1	—	42·5	68·3
XXVII ...	—	—	—	—	—	—	—	160·0	63·8	141·7	638·9	—
XXVIII ...	3·3	2·7	4·2	—	—	—	5·5	—	10·2	4·3	6·7	4·8
XXIX ...	4·9	4·7	2·6	3·8	8·3	22·6	21·9	17·6	12·8	11·6	14·6	9·6
XXX ...	29·1	32·1	20·2	—	—	—	11·2	—	—	9·8	—	31·9
XXXI ...	—	63·1	—	12·9	19·1	34·8	53·5	44·7	48·1	42·5	—	—
XXXII ...	—	—	—	22·5	—	41·2	—	94·5	—	21·0	—	58·3
XXXIII ...	—	—	—	—	—	—	—	—	65·7	—	—	—
XXXIV ...	—	—	—	—	17·5	—	—	—	—	—	—	—
XXXV ...	—	86·3	—	—	—	4·7	—	—	—	—	—	—
XXXVI ...	—	47·9	—	—	23·3	—	—	—	—	—	—	—
XXXVII ...	—	24·5	—	—	34·8	—	—	—	—	—	—	—
XXXVIII ...	—	—	—	—	—	—	—	—	—	—	—	—
XXXIX ...	—	—	—	—	—	—	—	—	—	—	—	—
XL	—	—	—	—	—	—	—	—	—	96·9	—	—
Various—North Sea.	36·5	38·4	35·7	33·2	23·5	24·1	34·2	52·6	57·9	49·0	52·4	36·3
C	219·7	211·7	62·8	86·3	88·9	103·4	187·5	255·3	211·6	153·5	210·2	156·1
D	96·0	321·1	95·6	69·4	62·0	66·9	180·7	115·2	127·7	70·3	40·7	116·3
J	—	—	—	—	105·6	120·5	143·4	208·1	—	—	328·4	300·4
K	5·8	25·2	51·4	91·9	59·7	—	—	172·8	97·8	—	—	—
L	3·1	—	—	—	1·7	—	—	2·1	—	—	—	—
S	—	—	—	—	184·4	222·7	—	280·2	—	—	—	—
Minch ...	—	—	63·5	29·1	51·5	9·7	—	—	—	—	—	—
C. D. Minch ...	—	116·1	53·8	42·8	82·3	55·0	100·2	106·2	—	126·6	95·4	89·0
Rockall ...	—	—	20·0	—	—	257·6	560·2	—	—	—	—	—
Western Grounds.	98·5	76·8	48·5	71·0	86·8	60·6	115·3	139·6	86·5	99·6	77·8	196·4
Faroe ...	81·5	93·6	138·1	83·0	150·5	98·7	96·1	89·8	83·9	62·9	69·7	60·6
Iceland ...	0·0	0·4	18·3	32·1	28·8	83·9	44·2	43·9	97·6	0·8	5·7	2·7

AVERAGE CATCH OF MEDIUM HADDOCK, IN CWTS., PER 100 HOURS' FISHING (ABERDEEN TRAWLERS)—1906.

Area.	Jan.	Feb.	Mar.	April.	May.	June.	July.	Aug.	Sept.	Oct.	Nov.	Dec.
VI	—	8·3	39·3	16·9	15·8	—	—	40·1	17·4	21·5	22·0	—
VII	37·5	31·1	67·1	44·1	19·6	16·9	33·3	—	14·3	—	—	—
VIII	—	—	35·8	48·0	12·9	—	—	—	—	—	—	12·5
IX	—	—	—	—	21·7	—	—	10·8	—	56·3	21·7	—
X	13·4	19·2	22·1	14·1	11·5	13·7	21·6	34·5	34·0	28·9	29·3	18·6
XI	43·1	25·4	45·2	40·2	28·6	24·3	11·0	—	35·2	26·9	25·6	21·7
XII	40·6	44·8	30·4	35·3	30·2	39·0	31·9	31·0	30·1	30·4	29·7	27·2
XIII	17·5	8·6	10·6	16·7	3·0	3·9	14·4	27·1	31·5	33·0	13·7	—
XIV	21·1	20·2	27·5	22·1	—	9·7	35·0	27·8	40·7	28·2	31·6	16·9
XV	28·2	29·6	31·4	40·4	—	—	—	26·5	26·0	19·3	28·1	17·6
XVI	29·9	34·1	39·7	29·6	22·9	—	—	—	—	—	25·7	21·5
XVII ...	21·2	11·8	14·1	10·3	12·2	9·4	11·3	21·9	0·0	39·4	21·1	23·7
XVIII ...	14·2	16·3	21·7	15·4	7·7	11·1	10·2	5·3	5·8	7·8	5·3	7·0
XIX	29·8	30·3	27·6	32·9	11·3	8·1	13·2	7·6	7·5	8·1	7·8	9·1
XX	38·0	49·0	35·8	32·7	19·2	14·2	17·7	19·7	12·5	—	9·8	13·8
XXI	—	—	51·1	61·5	—	—	—	—	—	—	—	—
XXII ...	41·7	—	—	—	—	—	—	—	—	—	—	—
XXIII ...	5·3	3·8	3·9	6·7	5·8	8·1	7·9	8·9	8·6	13·6	12·7	12·5
XXIV ...	22·8	28·9	32·7	—	2·5	8·6	7·6	7·8	6·4	7·8	—	—
XXV ...	54·7	36·8	23·8	32·7	16·8	14·4	18·9	14·7	11·4	16·2	20·3	16·6
XXVI ...	31·7	35·7	25·8	29·5	—	11·1	13·6	18·6	17·7	—	15·0	15·8
XXVII ...	—	—	—	—	—	—	—	29·7	12·8	75·0	200·0	—
XXVIII ...	2·5	2·2	0·0	—	—	—	7·8	—	14·2	15·5	10·6	8·0
XXIX ...	2·8	2·7	2·1	2·9	5·3	9·5	11·5	9·0	8·3	8·5	12·4	13·4
XXX ...	23·8	13·5	10·0	—	—	—	7·1	—	—	2·2	—	20·1
XXXI ...	—	42·6	—	21·5	11·4	15·2	22·3	13·4	21·4	27·5	—	—
XXXII ...	—	—	—	19·3	—	7·8	—	16·0	—	12·5	—	18·2
XXXIII ...	—	—	—	—	—	—	—	—	45·9	—	—	—
XXXIV ...	—	—	—	—	10·6	—	—	—	—	—	—	—
XXXV ...	—	7·5	—	—	—	7·8	—	—	—	—	—	—
XXXVI ...	—	4·4	—	—	7·9	—	—	—	—	—	—	—
XXXVII ...	—	10·7	—	—	7·8	—	—	—	—	—	—	—
XXXVIII ...	—	—	—	—	—	—	—	—	—	—	—	—
XXXIX ...	—	—	—	—	—	—	—	—	—	—	—	—
XL	—	—	—	—	—	—	—	—	—	172·5	—	—
Various— North Sea.	22·0	22·1	21·8	22·0	11·0	10·8	14·0	20·9	23·4	22·1	20·0	17·6
C	26·3	23·0	12·5	21·7	18·5	24·2	57·1	33·9	31·4	41·0	59·6	43 8
D	23·3	72·3	25·7	17·2	14·5	11·3	36·6	28·0	26·0	29·7	16·5	28·8
J	—	—	—	—	19·2	38·2	55·6	73·6	—	—	106·4	104·6
K	7·1	21·3	19·5	33·1	21·0	—	—	66·5	11·4	—	—	—
L	2·6	—	—	—	0·0	—	—	0·0	—	—	—	—
S	—	—	—	—	57·6	57·9	—	295·9	—	—	—	—
Minch ...	—	—	10·9	14·1	9·7	3·4	—	—	—	—	—	—
C. D. Minch ...	—	35·4	14·5	15·8	17·7	11·8	25·0	13·5	—	50·1	27·2	23·9
Rockall ...	—	—	0·0	—	—	117·7	0·0	—	—	—	—	—
Western Grounds.	29·0	28·6	17·5	22·8	24·6	14·8	35·9	38·7	40·3	36·5	33·3	80·9
Faroe ...	0·0	1·5	4·4	5 9	2·7	8·7	35·3	40·3	53·2	63·8	33·4	21·7
Iceland ...	0·0	0·0	0·0	1·2	0·0	3·1	1·5	22·1	30·4	0·0	0·0	0·0

AVERAGE CATCH OF SMALL HADDOCK, IN CWTS., PER 100 HOURS' FISHING (ABERDEEN TRAWLERS)—1906.

Area.	Jan.	Feb.	Mar.	April.	May.	June.	July.	Aug.	Sept.	Oct.	Nov.	Dec.
VI	—	10·4	30·4	22·4	18·4	—	—	54·2	32·6	34·9	38·1	—
VII	22·5	26·0	61·6	41·7	19·1	15·8	28·3	—	26·0	—	—	—
VIII	—	—	24·4	47·4	15·7	—	—	—	—	—	—	15·9
IX	—	—	—	—	20·3	—	—	35·2	—	105·5	38·8	—
X	30·4	24·1	28·3	30·1	15·0	13·4	29·8	44·9	43·4	49·9	61·2	48·4
XI	50·0	36·3	48·9	39·0	28·7	21·4	23·7	—	40·2	37·3	55·9	44·8
XII	24·9	36·5	29·7	38·7	28·4	36·9	41·7	20·1	51·6	45·9	52·0	51·0
XIII	21·9	37·5	28·0	16·2	4·3	4·1	24·0	26·7	15·9	70·2	16.5	—
XIV	30·7	34·5	51·9	34·9	—	21·6	88·2	60·3	75·5	72·0	69·5	54·7
XV	35·2	32·0	41·7	45·0	—	—	—	94·1	56·0	48·9	56·2	49·1
XVI	24·6	39·8	39·5	29·4	21·1	—	—	—	—	—	49·2	48·7
XVII ...	43·8	25·9	38·7	32·3	17·8	28·4	37·2	63·3	191·6	66·2	35·3	135·3
XVIII ...	27·1	60·0	58·8	36·8	20·5	26·1	27·1	28·7	32·2	49·5	31·4	57·7
XIX	35·2	37·1	33·3	42·3	25·0	26·2	32·6	38·4	42·0	39·3	29·2	35·2
XX	34·3	42·4	32·9	36·2	17·5	10·7	12·6	21·4	22·7	—	8·8	91·4
XXI	—	—	41·0	46·6	—	—	—	—	—	—	—	—
XXII ...	75·0	—	—	—	—	—	—	—	—	—	—	—
XXIII ...	10·7	7·9	7·2	20·4	18·0	29·1	34·0	43·9	44·8	70·9	80·0	84·0
XXIV ...	28·6	57·5	50·5	—	7·5	27·1	19·7	26·3	25·5	31·5	—	—
XXV ...	62·4	46·0	26·8	26·2	29·4	20·3	35·3	40·1	90·2	68·6	38·3	121·4
XXVI ...	16·9	23·4	18·6	19·3	—	21·8	20·4	42·5	62·7	—	64·4	103·3
XXVII ...	—	—	—	—	—	—	—	83·2	83·3	77·8	126·4	—
XXVIII ...	1·9	6·6	1·0	—	—	—	34·4	—	55·5	63·1	41·7	27·9
XXIX ...	6·4	4·9	3·6	11·5	18·5	33·7	35·0	42·3	52·3	64·2	94·1	102·5
XXX ...	20·9	24·3	10·6	—	—	—	21·1	—	—	24·0	—	129·2
XXXI ...	—	45·4	—	22·1	16·8	25·1	33·7	38·8	27·6	61·2	—	—
XXXII ...	—	—	—	24·0	—	7·9	—	119·5	—	39·7	—	182·3
XXXIII ...	—	—	—	—	—	—	—	—	70·5	—	—	—
XXXIV ...	—	—	—	—	57·5	—	—	—	—	—	—	—
XXXV ...	—	31·6	—	—	—	18·8	—	—	—	—	—	—
XXXVI ...	—	20·8	—	—	14·2	—	—	—	—	—	—	—
XXXVII ...	—	18·1	—	—	37·8	—	—	—	—	—	—	—
XXXVIII ...	—	—	—	—	—	—	—	—	—	—	—	—
XXXIX ...	—	—	—	—	—	—	—	—	—	—	—	—
XL	—	—	—	—	—	—	—	—	—	106·9	—	—
Various—North Sea.	28·1	30·4	37·8	27·2	17·2	20·9	30·8	45·7	48·0	51·7	46·9	52·4
C	15·2	13·4	10·1	25·1	14·6	25·8	58·4	41·6	36·2	78·1	74·3	46·7
D	20·3	21·9	9·4	18·6	14·9	17·3	25·4	18·1	32·7	55·3	32·4	24·2
J	—	—	—	—	17·1	37·6	43·9	80·6	—	—	147·0	111·9
K	12·8	14·3	29·5	42·7	25·8	—	—	75·9	2·2	—	—	—
L	2·6	—	—	—	9·4	—	—	0·0	—	—	—	—
S	—	—	—	—	64·3	40·9	—	335·4	—	—	—	—
Minch ...	—	—	10·4	13·6	18·0	8·0	—	—	—	—	—	—
C. D. Minch ...	—	26·9	19·9	17·2	15·8	19·0	30·5	3·4	—	65·7	46·2	32·0
Rockall ...	—	—	84·0	—	—	58·6	207·9	—	—	—	—	—
Western Grounds.	30·3	21·4	26·5	33·0	27·0	15·3	33·6	37·7	53·6	58·2	68·9	100·9
Faroe ...	26·0	34·5	30·8	22·4	11·4	69·5	34·5	14·9	34·2	43·7	22·7	11·5
Iceland ...	0·0	0·0	0·0	1·2	0·0	23·9	31·8	22·2	43·6	0·0	0·0	0·0

AVERAGE CATCH OF EXTRA SMALL HADDOCK, IN CWTS., PER 100 HOURS' FISHING (ABERDEEN TRAWLERS)—1906.

Area.	Jan.	Feb.	Mar.	April.	May.	June.	July.	Aug.	Sept.	Oct.	Nov.	Dec.
VI	—	0·0	0·0	0·0	0·7	—	—	0·0	0·0	1·6	0·0	—
VII	0·0	0·0	0·0	0·9	7·9	0·0	0·0	—	0·0	—	—	—
VIII	—	—	19·0	0·0	0·0	—	—	—	—	—	—	9·1
IX	—	—	—	—	0·0	—	—	0·0	—	0·0	0·0	—
X	0·0	0·1	7·5	4·6	1·4	1·2	0·5	0·0	0·4	0·4	0·0	6·1
XI	0·0	3·1	1·7	1·4	0·0	6·2	0·0	—	0·0	1·6	0·0	7·9
XII	0·0	2·3	4·3	3·0	0·0	0·0	0·0	0·0	0·0	6·4	0·8	1·6
XIII	9·9	3·1	3·3	35·0	1·9	1·1	0·0	0·0	0·0	0·0	0·0	—
XIV	4·8	6·7	11·8	8·2	—	0·0	0·0	0·7	0·1	1·9	1·0	7·0
XV	0·7	4·8	4·5	5·1	—	—	—	0·0	0·0	2·3	4·6	3·9
XVI	1·2	3·5	10·5	9·7	0·0	—	—	—	—	—	2·4	8·4
XVII ...	12·2	14·7	25·0	10·8	27·1	3·9	5·3	0·0	0·0	0·0	0·0	46·9
XVIII ...	10·2	5·6	26·5	12·2	17·3	8·3	4·4	0·0	0·8	2·1	13·5	46·8
XIX	1·7	9·8	8·6	0·0	5·3	7·3	3·7	0·7	0·0	0·0	23·9	15·6
XX	2·2	5·0	6·1	3·1	8·5	25·1	0·0	8·7	0·0	—	118·1	0·0
XXI	—	—	27·7	5·4	—	—	—	—	—	—	—	—
XXII ...	294·4	—	—	—	—	—	—	—	—	—	—	—
XXIII ...	46·6	41·3	29·7	24·4	34·8	24·4	7·2	2·9	2·1	10·1	15·2	13·1
XXIV ...	9·6	19·4	2·8	—	9·4	7·0	6·9	0·6	0·7	2·1	—	—
XXV ...	0·0	0·9	1·8	11·8	4·9	11·3	0·0	1·5	0·0	12·8	5·7	8·5
XXVI ...	19·4	20·1	4·5	0·0	—	7·6	0·0	0·0	15·8	—	0·0	0·0
XXVII ...	—	—	—	—	—	—	—	0·0	3·3	0·0	0·0	—
XXVIII ...	25·1	13·1	57·3	—	—	—	33·4	—	16·7	16·9	0·0	8·7
XXIX ...	27·8	30·8	25·7	27·1	21·1	10·3	6·9	4·5	0·0	20·6	25·7	9·1
XXX ...	0·0	29·1	7·5	—	—	—	1·6	—	—	15·8	—	0·0
XXXI ...	—	4·6	—	0·0	0·0	3·8	8·8	4·5	0·0	0·0	—	—
XXXII ...	—	—	—	0·0	—	10·6	—	0·0	—	0·0	—	0·0
XXXIII ...	—	—	—	—	—	—	—	—	0·0	—	—	—
XXXIV ...	—	—	—	—	40·0	—	—	—	—	—	—	—
XXXV ...	—	18·7	—	—	—	9·4	—	—	—	—	—	—
XXXVI ...	—	23·6	—	—	3·1	—	—	—	—	—	—	—
XXXVII ...	—	5·4	—	—	0·0	—	—	—	—	—	—	—
XXXVIII ...	—	—	—	—	—	—	—	—	—	—	—	—
XXXIX ...	—	—	—	—	—	—	—	—	—	—	—	—
XL	—	—	—	—	—	—	—	—	—	0·0	—	—
Various— North Sea.	5·0	7·6	7·6	4·5	6·0	8·1	2·2	0·7	0·8	2·8	3·8	5·8
C	0·0	0·0	0·0	0·0	1·5	0·5	0·6	0·0	0·0	0·0	3·8	0·0
D	1·1	1·3	0·0	0·4	2·0	0·5	0·4	0·0	0·0	0·0	0·0	11·9
J	—	—	—	—	1·7	0·0	0·0	0·0	—	—	0·0	0·0
K	0·0	0·0	2·7	0·4	0·4	—	—	0·0	0·0	—	—	—
L	0·0	—	—	—	0·0	—	—	0·0	—	—	—	—
S	—	—	—	—	0·0	0·0	—	0·0	—	—	—	—
Minch ...	—	—	0·0	0·4	0·0	0·0	—	—	—	—	—	—
C. D. Minch ...	—	1·6	1·3	0·5	1·3	1·8	0·7	0·0	—	0·0	3·7	0·0
Rockall ...	—	—	0·0	—	—	0·0	0·0	—	—	—	—	—
Western Grounds.	0·0	0·0	1·4	0·0	0·0	0·0	0·0	0·0	0·0	0·0	1·0	0·0
Faroe ...	0·0	0·0	0·0	0·5	0·8	1·1	0·0	0·0	0·0	0·0	0·9	0·0
Iceland ...	0·0	0·0	0·0	0·0	0·0	0·0	0·0	0·0	0·0	0·0	0·0	0·0

AVERAGE CATCH OF TOTAL HADDOCK, IN CWTS., PER 100 HOURS' FISHING (ABERDEEN TRAWLERS)—1906.

Area.	Jan.	Feb.	Mar.	April.	May.	June.	July.	Aug.	Sept.	Oct.	Nov.	Dec.
VI	—	37·1	91·5	56·6	114·8	—	—	239·7	88·2	137·1	131·6	—
VII	121·9	109·0	257·1	166·8	69·3	47·4	123·3	—	85·1	—	—	—
VIII	—	—	166·9	141·7	49·2	—	—	—	—	—	—	89·8
IX	—	—	—	—	163·7	—	—	89·2	—	307·8	111·7	—
X	91·7	149·6	104·8	109·7	89·5	155·0	168·2	184·9	182·2	152·8	159·9	117·6
XI	141·5	98·1	153·9	137·2	92·9	87·5	49·7	—	164·8	131·0	144·7	125·7
XII	150·7	143·7	111·9	119·5	113·6	134·3	157·1	145·4	156·4	147·0	154·6	137·7
XIII	78·6	63·3	57·3	110·8	63·3	29·8	77·4	178·4	244·1	284·2	74·0	—
XIV	94·5	99·7	141·8	110·9	—	43·9	267·8	179·6	209·2	169·1	190·9	133·4
XV	102·2	110·6	118·9	139·4	—	—	—	180·9	112·0	106·1	147·7	110·0
XVI	104·7	135·3	150·4	104·5	81·7	—	—	—	—	—	134·5	438·5
XVII ...	105·6	63·3	93·2	64·4	76·3	57·7	72·5	124·7	216·6	178·5	99·0	238·0
XVIII ...	65·9	101·3	131·1	77·0	54·4	59·2	56·6	39·8	44·4	69·4	57·5	123·8
XIX	110·1	127·6	119·6	119·0	52·2	50·9	65·4	56·5	60·0	62·4	67·3	74·3
XX	134·3	181·8	137·6	131·7	72·1	78·8	59·2	104·2	65·1	—	182·5	140·9
XXI	—	—	300·1	195·1	—	—	—	—	—	—	—	—
XXII ...	438·9	—	—	—	—	—	—	—	—	—	—	—
XXIII ...	68·7	58·6	49·5	59·7	65·4	71·4	60·9	68·0	65·8	109·7	118·3	117·9
XXIV ...	101·4	151·7	122·7	—	23·1	54·4	44·5	45·2	40·3	47·7	—	—
XXV ...	203·0	165·7	93·9	121·3	83·8	73·4	95·4	96·7	180·2	148·9	99·2	202·4
XXVI ...	117·5	153·1	161·7	129·5	—	79·1	110·2	125·8	140·7	—	122·8	188·0
XXVII ...	—	—	—	—	—	—	—	285·4	172·6	301·4	998·7	—
XXVIII ...	32·8	24·7	62·5	—	—	—	81·4	—	97·0	99·8	59·0	49·4
XXIX ...	41·9	43·2	34·0	45·2	53·3	76·1	75·6	73·5	73·5	105·1	146·8	134·6
XXX ...	73·8	99·7	50·8	—	—	—	41·1	—	—	51·8	—	181·3
XXXI ...	—	157·3	—	56·9	47·3	78·8	118·6	101·4	97·2	131·2	—	—
XXXII ...	—	—	—	66·0	—	67·7	—	229·9	—	73·2	—	258·5
XXXIII ...	—	—	—	—	—	—	—	—	190·7	—	—	—
XXXIV ...	—	—	—	—	125·6	—	—	—	—	—	—	—
XXXV ...	—	149·1	—	—	—	40·6	—	—	—	—	—	—
XXXVI ...	—	100·4	—	—	48·5	—	—	—	—	—	—	—
XXXVII ...	—	60·2	—	—	80·4	—	—	—	—	—	—	—
XXXVIII ...	—	—	—	—	—	—	—	—	—	—	—	—
XXXIX ...	—	—	—	—	—	—	—	—	—	—	—	—
XL	—	—	—	—	—	—	—	—	—	401·3	—	—
Various— North Sea.	92·1	99·8	104·6	87·8	58·6	64·8	82·1	122·7	133·3	127·5	126·9	112·9
C	283·9	264·8	90·6	141·1	130·5	159·6	312·8	345·2	294·6	281·2	350·0	253·4
D	149·5	454·9	140·6	117·0	101·0	100·9	253·8	280·3	194·0	161·6	93·0	194·5
J	—	—	—	—	153·6	207·3	257·6	372·5	—	—	582·6	535·9
K	26·9	65·4	108·9	175·0	109·7	—	—	322·7	128·8	—	—	—
L	10·4	—	—	—	13·3	—	—	4·2	—	—	—	—
S	—	—	—	—	322·8	340·9	—	915·7	—	—	—	—
Minch ...	—	—	94·4	59·3	83·8	25·8	—	—	—	—	—	—
C. D. Minch ...	—	194·8	95·6	80·7	123·6	91·7	164·5	126·9	—	251·5	178·2	149·3
Rockall ...	—	—	104·0	—	—	509·6	853·8	—	—	—	—	—
Western Grounds.	165·7	132·1	98·6	134·2	145·6	94·0	192·4	230·6	190·6	204·3	183·5	381·8
Faroe ...	150·3	163·2	219·2	132·2	200·0	210·5	241·5	230·2	206·7	190·7	152·4	128·7
Iceland ...	154·9	274·7	489·3	502·3	424·0	612·0	198·8	218·3	218·5	7·4	27·3	203·9

AVERAGE CATCH OF WHITING, IN CWTS., PER 100 HOURS' FISHING (ABERDEEN TRAWLERS)—1906.

Area.	Jan.	Feb.	Mar.	April	May.	June.	July.	Aug.	Sept.	Oct.	Nov.	Dec.
VI	—	17·9	14·3	33·1	13·3	—	—	3·5	15·3	8·2	5·2	—
VII	34·4	37·6	88·3	83·7	81·9	77·6	4·2	—	9·1	—	—	—
VIII	—	—	68·7	64·4	45·4	—	—	—	—	—	—	27·5
IX	—	—	—	—	5·8	—	—	16·2	—	20·5	6·7	—
X	24·7	21·6	33·2	34·6	5·0	3·5	3·7	14·1	15·6	15·7	23·3	40·0
XI	24·8	51·6	52·0	59·8	58·3	76·1	0·0	—	8·0	9·4	14·2	22·3
XII	15·0	26·5	28·9	49·8	31·9	31·0	7·8	3·3	8·5	12·3	12·0	21·0
XIII	25·1	14·1	13·3	30·4	3·5	4·4	6·6	0·0	0·0	35·2	0·0	—
XIV	57·4	60·3	59·3	44·4	—	18·6	17·6	15·1	43·7	28·7	17·2	23·7
XV	42·7	35·7	35·8	45·8	—	—	—	18·4	18·0	28·1	15·1	27·9
XVI	23·6	31·3	23·1	24·8	23·5	—	—	—	—	—	10·9	20·0
XVII ...	8·8	4·8	13·6	36·5	24·8	27·1	30·0	10·4	0·0	8·1	2·9	14·3
XVIII ...	11·7	33·5	29·5	30·8	16·1	18·8	19·3	21·2	20·6	15·6	14·2	20·5
XIX	30·2	20·0	20·8	27·0	17·2	16·6	23·4	13·6	22·8	26·8	15·6	25·8
XX	26·1	13·2	11·3	17·9	10·5	5·4	5·6	10·0	7·9	—	8·2	18·1
XXI	—	—	18·4	22·1	—	—	—	—	—	—	—	—
XXII ...	27·8	—	—	—	—	—	—	—	—	—	—	—
XXIII ...	11·6	9·5	7·2	13·1	8·7	9·5	7·9	8·5	10·8	9·6	8·9	12·7
XXIV ...	20·0	7·5	5·7	—	1·3	8·6	13·8	12·4	12·1	7·8	—	—
XXV ...	34·2	16·5	12·8	13·1	4·0	2·7	3·3	7·7	12·2	6·6	6·8	2·2
XXVI ...	7·6	5·2	4·8	17·9	—	1·1	1·1	1·7	7·2	—	6·3	4·5
XXVII ...	—	—	—	—	—	—	—	23·6	1·9	8·3	27·8	—
XXVIII ...	3·9	4·7	13·5	—	—	—	6·8	—	4·8	10·1	10·3	10·3
XXIX ...	4·2	5·6	4·9	6·0	2·4	1·3	2·7	3·4	2·9	3·4	8·5	11·6
XXX ...	8·4	11·5	5·0	—	—	—	0·8	—	—	4·0	—	8·3
XXXI ...	—	11·1	—	4·2	0·5	1·4	3·2	4·2	3·4	5·0	—	—
XXXII ...	—	—	—	10·3	—	0·0	—	2·8	—	2·9	—	10·9
XXXIII ...	—	—	—	—	—	—	—	—	2·6	—	—	—
XXXIV ...	—	—	—	—	2·5	—	—	—	—	—	—	—
XXXV ...	—	12·0	—	—	—	0·0	—	—	—	—	—	—
XXXVI ...	—	5·3	—	—	0·0	—	—	—	—	—	—	—
XXXVII ...	—	10·7	—	—	0·9	—	—	—	—	—	—	—
XXXVIII ...	—	—	—	—	—	—	—	—	—	—	—	—
XXXIX ...	—	—	—	—	—	—	—	—	—	—	—	—
XL	—	—	—	—	—	—	—	—	—	5·0	—	—
Various—North Sea.	30·4	31·5	33·7	36·3	18·4	9·5	14·1	13·4	20·6	20·3	17·4	24·3
C	7·6	1·9	17·2	5·0	5·8	6·9	10·6	3·1	5·8	1·0	39·8	14·9
D	1·6	3·0	0·0	1·9	0·4	2·2	1·9	7·1	1·3	3·3	1·5	2·2
J	—	—	—	—	9·8	3·5	1·6	4·5	—	—	76·6	33·9
K	5·1	9·6	8·7	10·6	5·6	—	—	0·7	4·6	—	—	—
L	1·6	—	—	—	3·1	—	—	0·0	—	—	—	—
S	—	—	—	—	0·4	21·6	—	12·5	—	—	—	—
Minch ...	—	—	0·1	0·7	2·1	5·9	—	—	—	—	—	—
C. D. Minch ...	—	5·9	4·7	2·8	2·0	5·1	6·4	0·0	—	6·3	5·2	7·5
Rockall ...	—	—	0·0	—	—	0·0	0·0	—	—	—	—	—
Western Grounds.	58·4	100·0	5·5	2·2	3·1	3·9	3·2	2·9	2·1	0·9	22·4	38·3
Faroe ...	0·0	0·0	0·5	2·6	0·3	11·2	30·6	6·7	0·5	0·9	1·3	0·2
Iceland ...	0·0	0·0	0·0	1·5	1·4	3·9	5·0	1·7	49·6	0·0	0·0	0·0

AVERAGE CATCH OF TURBOT, IN CWTS., PER 100 HOURS' FISHING (ABERDEEN TRAWLERS)—1906.

Area.	Jan.	Feb.	Mar.	April.	May.	June.	July.	Aug.	Sept.	Oct.	Nov.	Dec.
VI	—	0·0	0·0	0·0	0·0	—	—	0·0	0·0	0·0	0·1	—
VII	0·3	0·9	0·0	0·0	0·0	0·2	1·3	—	0·3	—	—	—
VIII	—	—	0·0	0·0	0·0	—	—	—	—	—	—	0·0
IX	—	—	—	—	0·7	—	—	0·9	—	0·8	1·0	—
X	0·7	0·6	0·5	0·1	0·5	0·1	0·4	0·2	0·2	0·3	0·5	0·4
XI	0·5	0·1	0·1	0·0	0·3	0·1	0·2	—	0·3	0·2	0·1	0·0
XII	1·3	0·1	0·4	0·2	0·0	2·5	2·6	2·7	1·4	0·0	0·2	0·5
XIII	0·1	1·6	2·0	1·2	2·3	2·0	1·9	0·8	0·2	0·3	1·1	—
XIV	0·1	0·1	0·1	0·0	—	0·4	1·6	0·8	0·3	0·3	0·6	0·3
XV	0·1	0·0	0·1	0·0	—	—	—	0·6	0·0	0·0	0·0	0·0
XVI	0·0	0·0	0·1	0·0	0·2	—	—	—	—	—	0·0	0·1
XVII ...	0·7	0·8	0·7	0·3	0·6	0·2	0·6	0·4	0·0	0·4	0·0	0·6
XVIII ...	0·1	0·0	0·3	0·4	0·7	0·7	0·6	0·2	0·1	0·6	0·1	0·3
XIX	0·0	0·0	0·1	0·0	0·3	0·6	1·2	0·3	0·0	0·4	0·0	0·0
XX	0·0	0·1	0·1	0·3	0·6	2·0	0·6	0·1	0·4	—	0·0	0·0
XXI	—	—	0·0	0·2	—	—	—	—	—	—	—	—
XXII ...	2·8	—	—	—	—	—	—	—	—	—	—	—
XXIII ...	1·1	1·6	1·7	2·0	1·5	1·1	1·3	1·6	0·8	1·1	1·6	1·0
XXIV ...	0·0	0·6	0·2	—	1·3	1·6	1·5	1·8	0·8	0·3	—	—
XXV ...	0·0	0·2	0·3	0·7	1·7	1·1	0·6	0·6	1·5	0·2	0·1	0·2
XXVI ...	0·4	0·4	0·5	0·0	—	1·0	2·8	0·4	0·6	—	0·3	0·0
XXVII ...	—	—	—	—	—	—	—	1·8	0·2	1·4	1·4	—
XXVIII ...	0·8	0·4	0·5	—	—	—	0·6	—	2·4	1·2	1·0	2·1
XXIX ...	1·4	0·8	0·7	2·0	2·0	1·3	1·4	1·3	1·2	1·1	0·8	0·8
XXX ...	0·0	0·3	0·3	—	—	—	0·4	—	—	2·3	—	0·0
XXXI ...	—	0·1	—	0·9	0·7	0·6	0·2	0·2	1·4	0·0	—	—
XXXII ...	—	—	—	0·6	—	1·0	—	0·0	—	0·3	—	0·0
XXXIII ...	—	—	—	—	—	—	—	—	4·7	—	—	—
XXXIV ...	—	—	—	—	0·6	—	—	—	—	—	—	—
XXXV ...	—	0·6	—	—	—	0·8	—	—	—	—	—	—
XXXVI ...	—	0·7	—	—	3·7	—	—	—	—	—	—	—
XXXVII ...	—	0·1	—	—	0·9	—	—	—	—	—	—	—
XXXVIII ...	—	—	—	—	—	—	—	—	—	—	—	—
XXXIX ...	—	—	—	—	—	—	—	—	—	—	—	—
XL	—	—	—	—	—	—	—	—	—	0·9	—	—
Various—North Sea.	0·3	0·2	0·3	0·3	0·5	0·7	0·9	0·7	0·4	0·2	0·3	0·2
C	1·5	2·0	2·3	1·8	0·6	0·4	0·7	0·3	1·0	2·4	1·6	0·6
D	1·8	3·2	5·0	1·5	0·8	0·4	0·7	0·2	3·0	0·3	1·0	1·2
J	—	—	—	—	0·2	0·4	1·3	1·5	—	—	0·4	0·6
K	5·8	4·1	3·3	1·2	2·6	—	—	1·5	3·0	—	—	—
L	0·3	—	—	—	0·0	—	—	0·3	—	—	—	—
S	—	—	—	—	13·2	0·0	—	19·8	—	—	—	—
Minch ...	—	—	0·5	0·2	0·5	0·0	—	—	—	—	—	—
C. D. Minch ...	—	2·2	1·8	1·1	0·7	0·4	0·9	4·8	—	1·3	1·9	0·2
Rockall ...	—	—	2·3	—	—	0·2	0·2	—	—	—	—	—
Western Grounds.	3·7	2·7	0·9	1·4	1·1	1·0	0·8	2·5	1·3	4·2	0·8	0·3
Faroe ...	0·0	0·0	0·0	0·1	0·1	0·1	0·0	0·0	0·0	0·1	0·0	0·0
Iceland ...	0·0	0·0	0·0	0·0	0·0	0·0	0·0	0·0	0·0	0·0	0·0	0·0

AVERAGE CATCH OF HALIBUT, IN CWTS., PER 100 HOURS' FISHING (ABERDEEN TRAWLERS)—1906.

Area.	Jan.	Feb.	Mar.	April.	May.	June.	July.	Aug.	Sept.	Oct.	Nov.	Dec.
VI	—	0·2	0·1	2·2	2·7	—	—	8·9	2·8	2·1	1·7	—
VII	3·1	2·9	4·9	2·9	2·5	2·2	5·0	—	1·8	—	—	—
VIII	—	—	2·5	2·3	2·0	—	—	—	—	—	—	4·5
IX	—	—	—	—	3·3	—	—	0·9	—	3·3	2·9	—
X	3·4	3·9	2·1	1·9	5·9	4·8	3 3	3 2	2·8	1·9	1·5	1·9
XI	2·6	1·7	2·6	2·5	3·9	2·6	1 3	—	8·2	1·8	2·1	2·5
XII	4·1	3·2	2·7	3·6	3·8	4·2	6·2	5·4	2·3	2·3	2·0	2·2
XIII	2·9	2·3	0·5	1·5	1·4	1·4	2·3	1·9	1·5	2·0	0·1	—
XIV	2·4	1·5	0·9	1·1	—	1·7	2·2	1·8	1·7	1·5	1·6	1·6
XV	1·3	2·4	2·3	3·0	—	—	—	1·1	4·5	3·0	2·2	2·1
XVI	1·1	1·2	1·9	1·6	5·8	—	—	—	—	—	1·6	1·7
XVII ...	1·3	0·7	0·4	0·6	0·8	0·9	0·9	1·1	0·0	0·1	0·5	0·9
XVIII ...	1·0	1·3	0·6	0·7	0·8	1·2	1·9	1·6	2·6	1·7	1·6	1·6
XIX	1·1	1·1	1·6	3·5	1·5	1·9	2·0	2·3	3·0	3·2	1·5	2·5
XX	1·2	1·5	2·3	2·7	2·5	2·1	0·4	1 0	1·3	—	0·4	1·9
XXI	—	—	5·9	4·7	—	—	—	—	—	—	—	—
XXII ...	1·4	—	—	—	—	—	—	—	—	—	—	—
XXIII ...	0·3	0·4	0·6	0·9	0·7	1·0	0·8	0 7	0·4	0·4	0·1	0·1
XXIV ...	0·4	2·1	2·2	—	1·3	0·9	1·4	0·8	1·1	0·6	—	—
XXV ...	1·8	1·4	2·4	3·3	1·9	1·4	1·1	1 0	0·8	0·7	1·6	0·8
XXVI ...	1·7	2·7	4·7	6·2	—	1·3	0·9	0·8	0·7	—	1·9	0·8
XXVII ...	—	—	—	—	—	—	—	0·7	1·5	2·1	6·9	—
XXVIII ...	0·3	0·1	0·0	—	—	—	0·2	—	0·3	0·1	0·2	0·3
XXIX ...	0·0	0·1	0·3	0·3	0·1	0·3	0·3	0·2	0·1	0·1	0·0	0·0
XXX ...	0·3	0·7	0 8	—	—	—	0·6	—	—	0·5	—	0·0
XXXI ...	—	2·8	—	2·9	1·9	1·2	0·6	0·3	0·2	0·0	—	—
XXXII ...	—	—	—	3·6	—	0·5	—	1·0	—	0·7	—	0·8
XXXIII ...	—	—	—	—	—	—	—	—	2·6	—	—	—
XXXIV ...	—	—	—	—	0·3	—	—	—	—	—	—	—
XXXV ...	—	0·7	—	—	—	0·0	—	—	—	—	—	—
XXXVI ...	—	0·2	—	—	1·5	—	—	—	—	—	—	—
XXXVII ...	—	0·4	—	—	1·3	—	—	—	—	—	—	—
XXXVIII ...	—	—	—	—	—	—	—	—	—	—	—	—
XXXIX ...	—	—	—	—	—	—	—	—	—	—	—	—
XL	—	—	—	—	—	—	—	—	—	0·0	—	—
Various— North Sea.	1·6	1·6	1·8	2·0	21·7	1·6	1·9	1·9	1·9	1·9	1·7	1·8
C	3·9	2·8	1·7	4·8	3·5	2·2	2·1	1·2	1·7	0·1	1·3	1·3
D	1·8	1·8	4·3	3·0	2·6	2·7	2·3	1·9	0·8	0·4	0·2	0·4
J	—	—	—	—	4·5	2·2	2·3	2·9	—	—	1·9	0·3
K	3·8	3·9	2·3	2·6	9·1	—	—	2·3	0·5	—	—	—
L	0·0	—	—	—	0·7	—	—	0·0	—	—	—	—
S	—	—	—	—	12·5	15·9	—	4·2	—	—	—	—
Minch ...	—	—	1·9	0·9	2·6	1·2	—	—	—	—	—	—
C. D. Minch ...	—	3·4	3·3	2·3	3·5	3·5	2·0	0·7	—	0·9	0·9	0·4
Rockall ...	—	—	10·0	—	—	23·0	25·4	—	—	—	—	—
Western Grounds.	3·1	3·6	1·8	2·5	4·4	3·7	1·9	2·1	0·4	0·8	1·0	1·1
Faroe ...	18·2	10·2	9·8	12·9	8·8	5·7	9·2	11·0	18·6	14·9	11·0	8·6
Iceland ...	5·0	1·1	2·5	5·0	4·0	6·4	7·8	10·1	8·8	2·9	0·9	5·5

AVERAGE CATCH OF BRILL, IN CWTS., PER 100 HOURS' FISHING (ABERDEEN TRAWLERS)—1906.

Area.	Jan.	Feb.	Mar.	April.	May.	June.	July.	Aug.	Sept.	Oct.	Nov.	Dec.
VI	—	0·0	0·0	0·0	0·0	—	—	0·0	0·0	0·0	0·0	—
VII	0·0	0·0	0·0	0·0	0·0	0·0	0·0	—	0·0	—	—	—
VIII	—	—	0·0	0·0	0·0	—	—	—	—	—	—	0·0
IX	—	—	—	—	0·0	—	—	0·0	—	0·0	0·0	—
X	0·0	0·0	0·0	0·0	0·0	0·0	0·0	0·0	0·0	0·1	0·0	0·0
XI	0·0	0·0	0·0	0·0	0·0	0·0	0·0	—	0·0	0·0	0·0	0·0
XII	0·0	0·0	0·0	0·0	0·0	0·0	0·0	0·0	0·0	0·0	0·0	0·0
XIII	0·1	0·4	0·4	0·0	0·1	0·3	0·3	0·0	0·0	0·0	0·5	—
XIV	0·0	0·0	0·0	0·0	—	0·1	0·1	0·0	0·0	0·0	0·0	0·0
XV	0·0	0·0	0·0	0·0	—	—	—	0·0	0·0	0·0	0·0	0·0
XVI	0·0	0·0	0·0	0·0	0·0	—	—	—	—	—	0·0	0·0
XVII ...	0·2	0·3	0·2	0·0	0·0	1·0	0·8	0·0	0·0	0·0	0·0	0·2
XVIII ...	0·0	0·0	0·0	0·0	0·0	0·0	0·0	0·0	0·0	0·0	0·0	0·0
XIX	0·0	0·0	0·0	0·0	0·0	0·0	0·0	0·0	0·0	0·0	0·0	0·0
XX	0·0	0·1	0·1	0·2	0·6	1·5	0·0	0·0	0·0	—	0·0	0·0
XXI	—	—	0·8	0·1	—	—	—	—	—	—	—	—
XXII ...	0·0	—	—	—	—	—	—	—	—	—	—	—
XXIII ...	0·4	0·3	0·3	0·1	0·2	0·0	0·0	0·0	0·0	0·1	0·1	0·1
XXIV ...	0·0	0·0	0·0	—	0·0	0·0	0·0	0·0	0·0	0·0	—	—
XXV ...	0·0	0·1	0·1	0·5	0·9	0·4	0·0	0·0	0·0	0·0	0·0	0·0
XXVI ...	0·3	0·3	0·7	0·0	—	0·3	0·9	0·0	0·2	—	0·0	0·0
XXVII ...	—	—	—	—	—	—	—	0·0	0·0	0·0	0·0	—
XXVIII ...	1·1	0·6	1·0	—	—	—	0·2	—	0·2	0·3	0·5	1·3
XXIX ...	0·0	0·0	0·2	0·1	0·0	0·0	0·0	0·0	0·0	0·0	0·0	0·0
XXX ...	0·0	0·0	0·0	—	—	—	0·0	—	—	0·0	—	0·0
XXXI ...	—	0·0	—	0·2	0·2	0·0	0·0	0·0	0·0	0·0	—	—
XXXII ...	—	—	—	0·0	—	0·5	—	0·0	—	0·0	—	0·0
XXXIII ...	—	—	—	—	—	—	—	—	0·0	—	—	—
XXXIV ...	—	—	—	—	0·0	—	—	—	—	—	—	—
XXXV ...	—	0·0	—	—	—	0·0	—	—	—	—	—	—
XXXVI ...	—	0·0	—	—	0·0	—	—	—	—	—	—	—
XXXVII ...	—	0·1	—	—	0·2	—	—	—	—	—	—	—
XXXVIII ...	—	—	—	—	—	—	—	—	—	—	—	—
XXXIX ...	—	—	—	—	—	—	—	—	—	—	—	—
XL	—	—	—	—	—	—	—	—	—	0·0	—	—
Various— North Sea.	0·0	0·0	0·0	0·0	0·0	0·3	0·1	0·1	0·0	0·0	0·0	0·0
C	0·0	0·0	0·0	0·0	0·0	0·1	0·0	0·0	0·0	0·0	0·0	0·0
D	0·0	0·1	0·6	0·1	0·1	0·1	0·1	0·0	0·1	0·4	0·1	0·0
J	—	—	—	—	0·0	0·0	0·0	0·0	—	—	0·0	0·0
K	0·0	0·0	0·1	0·0	0·0	—	—	0·0	0·0	—	—	—
L	0·3	—	—	—	0·0	—	—	0·0	—	—	—	—
S	—	—	—	—	0·0	0·0	—	0·0	—	—	—	—
Minch ...	—	—	0·0	0·2	0·2	0·0	—	—	—	—	—	—
C. D. Minch ...	—	0·1	0·0	0·1	0·0	0·0	0·0	0·0	—	0·0	0·2	0·0
Rockall ...	—	—	0·0	—	—	0·0	0·0	—	—	—	—	—
Western Grounds	0·1	0·0	0·0	0·0	0·0	0·0	0·3	0·0	0·1	0·2	0·1	0·0
Faroe ...	0·0	0·0	0·0	0·0	0·0	0·0	0·0	0·0	0·0	0·0	0·0	0·0
Iceland ..	0·0	0·0	0·0	0·0	0·0	0·0	0·0	0·0	0·0	0·0	0·0	0·0

AVERAGE CATCH OF LARGE LEMONS, IN CWTS., PER 100 HOURS' FISHING (ABERDEEN TRAWLERS)—1906.

Area.	Jan.	Feb.	Mar.	April.	May.	June.	July.	Aug.	Sept.	Oct.	Nov.	Dec.
VI	—	0·0	0·4	0·2	0·5	—	—	1·1	1·0	0·6	0·5	—
VII	0·0	0·2	0·0	0·0	0·1	0·0	1·7	—	1·9	—	—	—
VIII	—	—	0·0	0·1	0·1	—	—	—	—	—	—	0·0
IX	—	—	—	—	0·7	—	—	4·3	—	3·5	1·3	—
X	1·0	1·5	1·4	1·6	1·9	3·0	2·0	1·8	1·5	1·4	0·9	0·3
XI	0·4	0·5	0·2	0·1	0·6	0·1	0·2	—	0·6	0·7	0·6	0·3
XII	0·4	0·0	0·3	0·2	0·0	0·2	1·2	1·4	0·7	0·5	0·4	0·3
XIII	0·5	1·6	1·9	2·5	1·1	0·9	2·7	2·9	0·6	2·9	0·1	—
XIV	0·3	0·3	0·6	0·6	—	2·5	4·3	3·3	2·7	2·7	1·9	0·8
XV	0·1	0·4	0·3	0·4	—	—	—	8·8	1·5	1·3	0·7	0·4
XVI	0·0	0·1	0·2	0·2	0·1	—	—	—	—	—	0·4	0·4
XVII ...	3·4	3·5	3·4	2·6	7·0	5·0	4·2	5·7	8·3	3·2	1·5	2·7
XVIII ...	1·1	1·0	1·4	2·6	2·3	2·2	0·9	2·6	2·2	2·5	0·6	0·9
XIX	0·3	0·4	0·3	0·2	0·2	0·4	0·5	1·2	0·9	1·1	0·5	0·4
XX	0·3	0·5	0·5	0·7	1·2	1·0	1·5	0·7	0·8	—	0·3	0·2
XXI	—	—	0·4	1·3	—	—	—	—	—	—	—	—
XXII ...	8·3	—	—	—	—	—	—	—	—	—	—	—
XXIII ...	6·1	5·5	10·4	13·7	9·5	7·8	10·3	9·9	9·7	7·4	6·3	5·8
XXIV ...	0·0	4·6	4·6	—	9·7	8·1	8·6	12·7	9·4	10·9	—	—
XXV ...	1·5	0·5	1·1	1·6	1·3	1·2	1·7	1·5	0·6	1·1	1·0	0·5
XXVI ...	0·8	0·4	0·5	0·3	—	1·4	5·7	1·0	0·5	—	0·9	1·2
XXVII ...	—	—	—	—	—	—	—	1·4	0·9	4·9	1·4	—
XXVIII ...	5·9	4·8	7·3	—	—	—	11·1	—	9·9	8·6	6·7	7 4
XXIX ...	5·3	5·1	4·9	6·2	5·7	8·3	10·8	10·9	9·8	6·7	6·8	5·7
XXX ...	0·1	0·9	1·1	—	—	—	2·6	—	—	13·5	—	3·1
XXXI ...	—	1·9	—	0·8	1·1	1·8	2·8	2·2	3·2	5·6	—	—
XXXII ...	—	—	—	0·8	—	0·7	—	3·8	—	0·9	—	1·0
XXXIII ...	—	—	—	—	—	—	—	—	0·6	—	—	—
XXXIV ...	—	—	—	—	3·8	—	—	—	—	—	—	—
XXXV ...	—	0·9	—	—	—	6·3	—	—	—	—	—	—
XXXVI ...	—	0·8	—	—	1·2	—	—	—	—	—	—	—
XXXVII ...	—	0·5	—	—	1·5	—	—	—	—	—	—	—
XXXVIII ...	—	—	—	—	—	—	—	—	—	—	—	—
XXXIX ...	—	—	—	—	—	—	—	—	—	—	—	—
XL	—	—	—	—	—	—	—	—	—	0·3	—	—
Various—	0·6	0·6	1·5	1·2	1·6	2·2	3·6	4·7	2·3	1·9	0·9	0·7
North Sea.												
C	1·3	0·7	1·7	1·4	1·3	0·8	0·7	0·6	0·6	0·9	0·7	0·7
D	2·2	1·1	3·0	2·9	2·0	2·1	2·0	0·6	0·7	0·7	0·6	0·8
J	—	—	—	—	0·2	0·5	0·8	0·4	—	—	0·0	0·0
K	0·0	1·5	2·8	2·9	4·2	—	—	0·7	0·8	—	—	—
L	0·8	—	—	—	0·1	—	—	0·3	—	—	—	—
S	—	—	—	—	1·3	2·3	—	1·0	—	—	—	—
Minch ...	—	—	1·5	3·0	2·0	0·5	—	—	—	—	—	—
C. D. Minch ...	—	1·4	1·7	1·8	1·8	1·9	1·9	1·4	0·9	0·9	0·9	0·3
Rockall ...	—	—	0·0	—	—	0·4	0·0	—	—	—	—	—
Western Grounds.	0·7	0·0	2·1	2·4	1·3	1·2	0·5	1·1	0·2	0·7	1·0	0·8
Faroe ...	11·1	10·4	8·8	11·1	7·2	4·7	7·7	3·6	8·9	7·9	4·4	4·6
Iceland ...	0·5	0·0	0·0	0·8	1·1	1·4	1·1	1·0	1·1	0·0	0·0	0·0

AVERAGE CATCH OF SMALL LEMONS, IN CWTS., PER 100 HOURS' FISHING (ABERDEEN TRAWLERS)—1906.

Area.	Jan.	Feb.	Mar.	April.	May.	June.	July.	Aug.	Sept.	Oct.	Nov.	Dec.
VI	—	0·0	0·0	0·0	0·2	—	—	0·0	0·3	0·0	0·2	—
VII	0·0	0·0	0·0	0·0	0·0	0·0	0·0	—	0·0	—	—	—
VIII	—	—	0·0	0·0	0·0	—	—	—	—	—	—	0·0
IX	—	—	—	—	0·4	—	—	0·0	—	1·0	0·4	—
X	0·0	0·3	0·1	0·1	1·0	2·8	0·9	1·0	0·6	0·2	0·3	0·0
XI	0·0	0·1	0·0	0·0	0·0	0·0	0·0	—	0·0	0·0	0·0	0·0
XII	0·0	0·0	0·0	0·0	0·0	0·0	0·0	0·0	0·0	0·1	0·0	0·0
XIII	0·0	0·0	0·3	0·8	0·4	0·3	0·2	1·3	0·2	0·6	0·0	—
XIV	0·0	0·0	0·0	0·0	—	0·6	0·6	0·5	0·6	0·3	0·7	0·1
XV	0·0	0·0	0·0	0·0	—	—	—	0·0	0·0	0·0	0·0	0·0
XVI	0·0	0·0	0·0	0·0	0·0	—	—	—	—	—	0·0	0·0
XVII ...	1·5	0·5	0·6	0·4	1·4	1·1	0·9	1·4	0·0	0·5	0·0	0·7
XVIII ...	0·1	0·0	0·2	0·7	0·5	0·3	0·0	0·4	0·2	0·4	0·0	0·1
XIX	0·0	0·0	0·0	0·0	0·0	0·0	0·0	0·0	0·0	0·0	0·0	0·0
XX	0·0	0·0	0·0	0·1	0·0	0·0	0·0	0·1	0·0	—	0·0	0·0
XXI	—	—	0·0	0·1	—	—	—	—	—	—	—	—
XXII ...	1·4	—	—	—	—	—	—	—	—	—	—	—
XXIII ...	1·9	2·9	2·2	2·7	2·5	2·5	1·4	2·1	3·7	2·5	3·0	2·4
XXIV ...	0·0	0·0	0·0	—	0·3	0·3	0·1	0·3	0·3	0·1	—	—
XXV ...	0·0	0·0	0·0	0·0	0·0	0·0	0·0	0·0	0·0	0·0	0·0	0·0
XXVI ...	0·0	0·0	0·0	0·0	—	0·1	0·1	0·2	0·0	—	0·0	0·0
XXVII ...	—	—	—	—	—	—	—	0·7	0·0	2·0	2·8	—
XXVIII ...	1·6	1·7	1·6	—	—	—	3·4	—	3·4	2·7	2·6	1·4
XXIX ...	0·8	1·2	1·1	0·1	0·4	0·2	0·5	1·0	1·3	1·9	2·8	1·8
XXX ...	0·0	0·0	0·1	—	—	—	0·6	—	—	0·2	—	0·0
XXXI ...	—	0·1	—	0·0	0·1	0·0	0·0	0·0	0·0	0·6	—	—
XXXII ...	—	—	—	0·0	—	0·1	—	0·0	—	0·0	—	0·0
XXXIII ...	—	—	—	—	—	—	—	—	0·0	—	—	—
XXXIV ...	—	—	—	—	0·0	—	—	—	—	—	—	—
XXXV ...	—	0·0	—	—	—	0·0	—	—	—	—	—	—
XXXVI ...	—	0·0	—	—	0·0	—	—	—	—	—	—	—
XXXVII ...	—	0·0	—	—	0·0	—	—	—	—	—	—	—
XXXVIII ...	—	—	—	—	—	—	—	—	—	—	—	—
XXXIX ...	—	—	—	—	—	—	—	—	—	—	—	—
XL	—	—	—	—	—	—	—	—	—	0·0	—	—
Various—North Sea.	0·0	0·1	0·2	0·2	0·3	0·4	0·3	0·5	0·3	0·2	0·2	0·1
C	0·0	0·3	0·0	0·0	0·4	0·5	0·4	0·2	0·3	0·2	0·3	0·2
D	0·5	0·0	0·2	0·4	0·4	0·7	0·4	0·1	0·4	0·6	0·1	0·0
J	—	—	—	—	0·2	0·5	0·3	0·4	—	—	0·4	0·0
K	0·0	0·0	0·1	0·3	0·3	—	—	6·8	0·0	—	—	—
L	0·0	—	—	—	0·0	—	—	0·0	—	—	—	—
S	—	—	—	—	1·1	0·0	—	0·0	—	—	—	—
Minch ...	—	—	0·2	0·5	0·3	0·5	—	—	—	—	—	—
C. D. Minch ...	—	0·3	0·0	0·3	0·6	0·6	0·5	1·0	—	0·2	0·1	0·1
Rockall ...	—	—	0·0	—	—	0·0	0·0	—	—	—	—	—
Western Grounds.	0·0	0·0	0·1	0·2	0·3	0·3	0·1	0·4	0·2	0·2	0·3	0·0
Faroe ...	0·7	0·8	1·0	1·0	0·7	0·6	1·3	0·5	1·3	1·7	1·0	0·4
Iceland ...	0·0	0·0	0·0	0·0	0·0	0·0	0·0	0·0	0·1	0·0	0·0	0·0

AVERAGE CATCH OF TOTAL LEMONS, IN CWTS., PER 100 HOURS' FISHING (ABERDEEN TRAWLERS)—1906.

Area.	Jan.	Feb.	Mar.	April.	May.	June.	July.	Aug.	Sept.	Oct.	Nov.	Dec.
VI	—	0·0	0·4	0·2	0·7	—	—	1·1	1·4	0·6	0·7	—
VII	0·0	0·2	0·0	0·0	0·1	0·0	1·7	—	1·9	—	—	—
VIII	—	—	0·0	0·1	0·1	—	—	—	—	—	—	0·0
IX	—	—	—	—	1·1	—	—	4·3	—	4·5	1·7	—
X	1·0	1·8	1·5	1·7	2·9	5·8	2·9	2·8	2·1	1·6	1·1	0·3
XI	0·4	0·6	0·2	0·1	0·6	0·1	0·2	—	0·6	0·7	0·6	0·3
XII	0·4	0·0	0·3	0·2	0·0	0·2	1·2	1·4	0·7	0·6	0·4	0·3
XIII	0·5	1·6	2·2	3·3	1·4	1·2	2·9	4·2	0·8	3·5	0·1	—
XIV	0·3	0·3	0·6	0·6	—	3·0	4·9	3·7	3·3	3·0	2·6	0·9
XV	0·1	0·4	0·3	0·4	—	—	—	8·8	1·5	1·3	0·7	0·4
XVI	0·0	0·1	0·2	0·2	0·1	—	—	—	—	—	0·4	0·4
XVII ...	4·9	4·0	3·9	3·0	8·4	6·1	5·1	7·2	8·3	3·7	1·5	3·3
XVIII ...	1·2	1·0	1·6	3·3	2·8	2·5	0·9	3·0	2·3	2·9	0·6	1·0
XIX	0·3	0·4	0·3	0·2	0·2	0·4	0·5	1·2	1·0	1·1	0·5	0·4
XX	0·3	0·5	0·5	0·8	1·2	1·0	1·5	0·8	0·8	—	0·3	0·2
XXI	—	—	0·4	1·4	—	—	—	—	—	—	—	—
XXII ...	9·7	—	—	—	—	—	—	—	—	—	—	—
XXIII ...	8·0	8·4	12·6	16·5	12·0	10·3	11·7	12·0	13·4	9·9	9·3	8·2
XXIV ...	0·0	4·6	4·6	—	10·0	8·5	8·7	13·0	9·7	11·0	—	—
XXV ...	1·5	0·5	1·1	1·6	1·3	1·2	1·7	1·5	0·6	1·1	1·0	0·5
XXVI ...	0·8	0·4	0·5	0·3	—	1·5	5·8	1·2	0·5	—	0·9	1·2
XXVII ...	—	—	—	—	—	—	—	2·1	0·9	6·9	4·2	—
XXVIII ...	7·5	6·5	8·9	—	—	—	14·5	—	13·3	11·3	9·3	8·8
XXIX ...	6·1	6·3	6·0	6·3	6·1	8·6	11·3	12·0	11·1	8·6	9·6	7·5
XXX ...	0·1	0·9	1·2	—	—	—	3·3	—	—	13·7	—	3·1
XXXI ...	—	2·0	—	0·8	1·2	1·8	2·8	2·2	3·2	6·2	—	—
XXXII ...	—	—	—	0·8	—	0·8	—	3·8	—	0·9	—	1·0
XXXIII ...	—	—	—	—	—	—	—	—	0·6	—	—	—
XXXIV ...	—	—	—	—	3·8	—	—	—	—	—	—	—
XXXV ...	—	0·9	—	—	—	6·3	—	—	—	—	—	—
XXXVI ...	—	0·8	—	—	1·2	—	—	—	—	—	—	—
XXXVII ...	—	0·5	—	—	1·5	—	—	—	—	—	—	—
XXXVIII ...	—	—	—	—	—	—	—	—	—	—	—	—
XXXIX ...	—	—	—	—	—	—	—	—	—	—	—	—
XL	—	—	—	—	—	—	—	—	—	0·3	—	—
Various—North Sea.	0·6	0·7	1·7	1·4	1·9	2·6	3·9	5·3	2·7	0·4	1·1	0·8
C	1·3	1·0	1·7	1·4	1·7	1·3	1·1	0·8	0·9	1 1	0·9	0·9
D	2·8	1·1	3·2	3·3	2·4	2·8	2·4	0·7	1·1	1·3	0·7	0·8
J	—	—	—	—	0·5	1·0	1·0	0·8	—	—	0·4	0·0
K	0·0	1·5	2·9	3·2	4·5	—	—	7·5	0·8	—	—	—
L	0·8	—	—	—	0·1	—	—	0·3	—	—	—	—
S	—	—	—	—	2·4	2·3	—	1·0	—	—	—	—
Minch ...	—	—	1·7	3·5	2·3	1·0	—	—	—	—	—	—
O. D. Minch ...	—	1·7	1·7	2·1	2·4	2·4	2·4	2·4	—	1·1	1·0	0·4
Rockall ...	—	—	0·0	—	—	0·4	0·0	—	—	—	—	—
Western Grounds.	0·7	0·0	2·2	2·6	1·6	1·5	0·7	1·5	0·3	0·9	1·3	0·8
Faroe ...	11 8	11·2	9·8	12·1	7·8	5·3	9·0	4·1	10·2	9·6	5·4	4·9
Iceland ...	0·5	0·0	0·0	0·8	1·1	1·4	1·1	1·0	1·1	0·1	0·0	0·0

AVERAGE CATCH OF LARGE PLAICE, IN CWTS., PER 100 HOURS' FISHING (ABERDEEN TRAWLERS)—1906.

Area.	Jan.	Feb.	Mar.	April.	May.	June.	July.	Aug.	Sept.	Oct.	Nov.	Dec.
VI	—	0·0	0·0	0·0	0·0	—	—	0·1	0·0	0·0	0·8	—
VII	0·0	0·0	0·0	0·0	0·0	0·0	1·3	—	0·0	—	—	—
VIII	—	—	0·0	0·0	0·0	—	—	—	—	—	—	0·0
IX	—	—	—	—	1·4	—	—	0·9	—	4·0	2·5	—
X	2·9	6·1	4·4	1·5	1·4	3·5	2·4	1·2	1·0	0·6	1·8	1·1
XI	0·5	0·3	0·1	0·0	0·2	0·0	0·0	—	0·8	0·0	0·8	0·3
XII	1·5	1·0	0·1	0·2	0·1	1·1	1·4	0·8	0·6	0·6	0·8	0·7
XIII	1·0	9·4	3·5	4·2	5·4	3·2	1·3	3·3	1·1	2·1	2·5	—
XIV	0·7	0·1	1·1	0·0	—	4·7	1·9	1·4	1·1	1·5	2·1	1·2
XV	0·0	0·0	0·1	0·2	—	—	—	0·4	0·0	0·4	0·6	0·1
XVI	0·1	0·5	0·1	0·3	0·7	—	—	—	—	—	0·5	0·2
XVII ...	0·4	1·0	0·8	1·1	3·7	2·7	1·2	1·3	0·0	1·0	0·0	0·0
XVIII ...	0·0	0·1	0·2	0·0	0·0	0·0	0·0	0·0	0·0	0·3	0·3	0·0
XIX	0·0	0·0	0·1	0·2	0·0	0·0	0·0	0·0	0·0	0·0	0·0	0·0
XX	0·3	0·4	0·2	0·1	0·5	0·8	0·2	0·0	0·1	—	0·0	0·5
XXI	—	—	0·3	0·8	—	—	—	—	—	—	—	—
XXII ...	2·8	—	—	—	—	—	—	—	—	—	—	—
XXIII ...	0·3	0·5	0·5	0·1	0·1	0·1	0·0	0·1	0·0	0·0	0·1	0·0
XXIV ...	0·0	0·0	0·0	—	0·0	0·1	0·1	0·0	0·0	0·0	—	—
XXV ...	0·0	0·2	0·0	0·2	0·9	0·7	0·5	1·0	0·4	1·1	1·8	1·1
XXVI ...	2·1	0·9	0·2	0·3	—	0·8	2·8	1·0	0·3	—	5·6	0·1
XXVII ...	—	—	—	—	—	—	—	2·5	7·2	25·7	11·1	—
XXVIII ...	0·2	1·2	3·6	—	—	—	0·1	—	0·4	0·0	0·0	0·2
XXIX ...	0·5	0·8	0·8	0·0	0·2	0·2	0·1	0·1	0·1	0·3	0·0	0·2
XXX ...	0·0	0·0	0·1	—	—	—	0·0	—	—	0·0	—	0·0
XXXI ...	—	0·5	—	0·6	0·5	0·6	0·3	0·4	1·2	0·0	—	—
XXXII ...	—	—	—	1·5	—	0·9	—	0·0	—	0·9	—	1·6
XXXIII ...	—	—	—	—	—	—	—	—	7·1	—	—	—
XXXIV ...	—	—	—	—	0·0	—	—	—	—	—	—	—
XXXV ...	—	0·1	—	—	—	0·0	—	—	—	—	—	—
XXXVI ...	—	0·0	—	—	0·8	—	—	—	—	—	—	—
XXXVII ...	—	0·9	—	—	0·9	—	—	—	—	—	—	—
XXXVIII ...	—	—	—	—	—	—	—	—	—	—	—	—
XXXIX ...	—	—	—	—	—	—	—	—	—	—	—	—
XL	—	—	—	—	—	—	—	—	—	0·0	—	—
Various—	0·7	0·4	1·3	0·8	1·0	0·9	0·8	0·9	1·3	0·4	0·9	0·6
North Sea.												
C	5·6	10·7	12·0	6·2	3·6	1·1	1·2	1·2	0·8	1·7	0·9	2·8
D	3·6	10·6	32·9	4·8	4·3	3·9	1·8	2·2	0·2	2·0	1·5	2·9
J	—	—	—	—	0·7	1·0	3·2	0·2	—	—	0·0	0·0
K	2·6	10·6	3·6	1·5	1·4	—	—	0·0	3·5	—	—	—
L	0·3	—	—	—	0·0	—	—	0·0	—	—	—	—
S	—	—	—	—	0·9	1·1	—	0·0	—	—	—	—
Minch ...	—	—	13·1	1·8	4·3	0·0	—	—	—	—	—	—
C. D. Minch ..	—	17·4	13·0	3·9	3·6	2·2	1·4	0·2	—	0·2	2·1	0·5
Rockall ...	—	—	0·0	—	—	0·0	0·0	—	—	—	—	—
Western	2·4	0·0	6·8	3·2	2·1	1·0	1·2	0·1	0·0	1·3	1·3	0·0
Grounds.												
Faroe ...	2·2	3·6	2·3	4·8	2·5	0·7	0·1	1·7	1·5	0·5	1·4	1·2
Iceland ...	0·1	0·6	6·9	17·7	2·3	0·6	0·3	0·0	0·2	0·1	0·3	0·2

AVERAGE CATCH OF MEDIUM PLAICE, IN CWTS., PER 100 HOURS' FISHING (ABERDEEN TRAWLERS)—1906.

Area.	Jan.	Feb.	Mar.	April.	May.	June.	July.	Aug.	Sept.	Oct.	Nov.	Dec.
VI	—	0·0	0·4	0·0	0·7	—	—	0·8	0·5	0·1	2·8	—
VII	0·0	1·9	0·0	0·0	0·0	0·0	1·7	—	0·3	—	—	—
VIII	—	—	0·0	0·0	0·1	—	—	—	—	—	—	0·0
IX	—	—	—	—	4·0	—	—	1·1	—	5·3	3·8	—
X	9·6	12·4	9·0	5·5	5·1	6·7	5·1	3·6	2·8	3·4	6·2	4·3
XI	0·8	0·9	0·2	0·1	0·5	0·0	0·2	—	1·2	1·1	1·1	0·7
XII	2·4	1·2	0·6	0·3	0·0	1·6	2·6	1·9	1·5	0·7	0·7	1·1
XIII	3·4	14·1	9·2	18·7	26·1	18·2	11·1	6·7	5·9	8·5	45·8	—
XIV	1·1	0·7	1·7	0·5	—	5·3	8·4	3·9	3·7	3·8	4·6	2·7
XV	0·0	0·3	0·2	0·9	—	—	—	1·5	1·5	1·3	1·1	0·5
XVI	0·2	1·1	0·3	0·0	0·8	—	—	—	—	—	0·7	0·4
XVII ...	3·0	4·8	2·1	2·1	5·5	9·3	5·0	3·2	0·0	6·1	1·5	2·0
XVIII ...	0·7	0·4	0·6	0·7	0·7	0·5	0·0	0·1	0·4	1·4	0·6	0·1
XIX	0·1	0·5	0·5	0·0	0·1	0·3	0·0	0·1	0·1	0·1	0·1	0·0
XX	1·4	2·7	1·4	1·3	2·4	7·7	4·9	5·2	3·3	—	1·3	1·9
XXI	—	—	2·5	2·6	—	—	—	—	—	—	—	—
XXII ...	1·4	—	—	—	—	—	—	—	—	—	—	—
XXIII ...	5·3	5·9	5·4	2·1	2·4	1·9	1·9	1·5	1·2	1·5	4·2	2·2
XXIV ...	0·0	0·0	0·1	—	0·2	1·5	1·3	1·0	0·6	0·6	—	—
XXV ...	0·5	2·1	1·7	2·5	11·7	8·8	6·7	9·3	7·2	6·9	4·9	7·6
XXVI ...	7·0	5·7	3·9	0·8	—	9·8	17·3	8·0	7·8	—	32·5	1·8
XXVII ...	—	—	—	—	—	—	—	22·5	15·9	31·9	8·3	—
XXVIII ...	15·4	6·6	21·9	—	—	—	4·7	—	4·8	5·2	3·8	13·6
XXIX ...	11·1	12·8	10·2	3·4	4·1	4·4	3·4	2·9	2·8	3·4	1·8	2·6
XXX ...	0·0	1·6	0·8	—	—	—	1·2	—	—	1·4	—	0·7
XXXI ...	—	1·8	—	11·9	11·2	7·5	3·8	4·5	7·0	2·5	—	—
XXXII ...	—	—	—	7·1	—	9·5	—	4·9	—	5·4	—	3·6
XXXIII ...	—	—	—	—	—	—	—	—	38·1	—	—	—
XXXIV ...	—	—	—	—	0·6	—	—	—	—	—	—	—
XXXV ...	—	1·1	—	—	—	6·3	—	—	—	—	—	—
XXXVI ...	—	1·7	—	—	6·7	—	—	—	—	—	—	—
XXXVII ...	—	2·6	—	—	11·1	—	—	—	—	—	—	—
XXXVIII ...	—	—	—	—	—	—	—	—	—	—	—	—
XXXIX ...	—	—	—	—	—	—	—	—	—	—	—	—
XL	—	—	—	—	—	—	—	—	—	0·6	—	—
Various—	1·9	1·2	3·3	2·6	3·8	4·3	3·2	3·3	3·2	2·1	2·5	1·8
North Sea.												
C	19·1	24·1	56·6	25·4	15·2	8·6	11·1	7·4	6·1	8·1	3·8	14·0
D	12·0	15·1	64·3	19·2	17·1	13·0	8·4	26·4	4·6	8·0	24·5	9·4
J	—	—	—	—	7·6	10·7	9·6	4·6	—	—	0·4	3·5
K	11·5	14·8	12·1	7·6	12·0	—	—	0·0	19·0	—	—	—
L	3·6	—	—	—	0·0	—	—	0·0	—	—	—	—
S	—	—	—	—	1·1	11·4	—	0·0	—	—	—	—
Minch ...	—	—	46·3	10·2	20·7	1·5	—	—	—	—	—	—
C. D. Minch ..	—	27·7	29·3	12·9	16·1	9·9	6·6	0·0	—	3·4	8·4	1·8
Rockall ...	—	—	0·0	—	—	0·0	0·0	—	—	—	—	—
Western Grounds.	7·6	0·0	23·5	13·3	11·8	7·6	10·2	2·3	2·5	7·9	3·1	2·0
Faroe ...	0·6	1·1	1·9	5·1	3·1	0·6	0·7	1·7	0·5	0·2	0·9	0·6
Iceland ...	2·8	1·1	21·1	52·1	11·9	4·3	2·7	3·9	14·0	4·2	3·4	4·3

AVERAGE CATCH OF SMALL PLAICE, IN CWTS., PER 100 HOURS' FISHING (ABERDEEN TRAWLERS)—1906.

Area.	Jan.	Feb.	Mar.	April.	May.	June.	July.	Aug.	Sept.	Oct.	Nov.	Dec.
VI	—	0·0	0·0	0·0	0·0	—	—	0·0	0·0	0·0	0·3	—
VII	0·0	0·0	0·0	0·0	0·0	0·0	0·0	—	0·0	—	—	—
VIII	—	—	0·0	0·0	0·0	—	—	—	—	—	—	0·0
IX	—	—	—	—	1·4	—	—	0·0	—	0·0	0·0	—
X	0·4	1·0	1·0	0·9	0·4	0·2	0·2	0·5	0·1	0·2	0·3	0·4
XI	0·0	0·0	0·0	0·0	0·0	0·0	0·0	—	0·0	0·0	0·0	0·0
XII	0·0	0·0	0·0	0·0	0·0	0·0	0·0	0·0	0·0	0·0	0·0	0·0
XIII	1·0	1·6	0·5	10·8	3·6	2·6	0·3	4·2	4·6	3·8	1·0	—
XIV	0·0	0·0	0·3	0·2	—	0·2	0·1	0·1	0·1	0·0	0·1	0·1
XV	0·0	0·0	0·0	0·2	—	—	—	0·0	0·0	0·0	0·0	0·0
XVI	0·0	0·0	0·0	0·0	0·0	—	—	—	—	—	0·0	0·0
XVII ...	0·0	0·5	0·1	0·1	0·1	0·5	0·3	0·0	0·0	0·1	0·0	0·4
XVIII ...	0·0	0·0	0·1	0·0	0·0	0·1	0·0	0·0	0·0	0·0	0·0	0·0
XIX	0·0	0·0	0·0	0·0	0·0	0·0	0·0	0·0	0·0	0·0	0·0	0·0
XX	0·0	0·0	0·0	0·1	0·0	0·6	0·2	0·0	0·0	—	0·0	0·0
XXI	—	—	0·0	0·1	—	—	—	—	—	—	—	—
XXII ...	0·0	—	—	—	—	—	—	—	—	—	—	—
XXIII ...	0·7	0·7	0·6	0·1	0·1	0·1	0·2	0·1	0·0	0·1	2·0	0·9
XXIV ...	0·0	0·0	0·0	—	0·0	0·1	0·1	0·0	0·0	0·0	—	—
XXV ...	0·0	0·0	0·0	0·1	0·5	0·3	0·5	0·0	0·0	0·0	0·0	0·1
XXVI ...	0·0	0·0	0·3	0·0	—	0·4	0·6	0·1	0·1	—	0·0	0·0
XXVII ...	—	—	—	—	—	—	—	0·0	1·9	0·0	0·0	—
XXVIII ...	4·4	2·4	2·1	—	—	—	0·3	—	0·0	1·3	0·6	3·2
XXIX ...	0·7	1·3	1·8	0·2	0·3	0·1	0·1	0·0	0·0	3·9	0·2	0·7
XXX ...	0·0	0·0	0·0	—	—	—	0·0	—	—	0·0	—	0·0
XXXI ...	—	0·0	—	0·4	0·7	0·5	0·6	0·0	0·3	0·0	—	—
XXXII ...	—	—	—	0·0	—	1·8	—	0·0	—	0·0	—	0·0
XXXIII ...	—	—	—	—	—	—	—	—	16·2	—	—	—
XXXIV ...	—	—	—	—	0·0	—	—	—	—	—	—	—
XXXV ...	—	0·0	—	—	—	0·0	—	—	—	—	—	—
XXXVI ...	—	0·3	—	—	2·5	—	—	—	—	—	—	—
XXXVII ...	—	0·1	—	—	0·7	—	—	—	—	—	—	—
XXXVIII ...	—	—	—	—	—	—	—	—	—	—	—	—
XXXIX ...	—	—	—	—	—	—	—	—	—	—	—	—
XL	—	—	—	—	—	—	—	—	—	0·0	—	—
Various—North Sea.	0·1	0·1	0·4	0·3	0·3	0·2	0·2	0·2	0·2	0·0	0·1	0·1
C	0·2	1·3	2·4	0·9	0·8	0·2	0·1	0·0	1·3	0·0	0·1	0·2
D	2·2	1·8	2·8	0·9	1·5	0·7	0·7	3 5	0·0	0·0	1·7	0·0
J	—	—	—	—	0·0	0·2	0·0	0·0	—	—	0·0	0·0
K	0·0	0·9	0·8	0·4	1·0	—	—	0·0	1·6	—	—	—
L	0·0	—	—	—	0·0	—	—	0·0	—	—	—	—
S	—	—	—	—	0·0	0·0	—	0·0	—	—	—	—
Minch ...	—	—	3·1	1·3	6·4	0·0	—	—	—	—	—	—
C. D. Minch ...	—	1·5	2·2	1·1	0·7	0·3	0·3	0·0	—	0·1	0·0	0·0
Rockall ...	—	—	0·0	—	—	0·0	0·0	—	—	—	—	—
Western Grounds.	0·0	0·0	1·5	0·6	1·0	0·2	0·1	0·2	0·2	1·6	0·0	0 0
Faroe ...	0·0	0·0	0·0	0·0	0·0	0·0	0·0	0·0	0·0	0·0	0·1	0·0
Iceland ...	0·0	0·0	0·2	0·7	2·8	0·3	0·8	1·5	8·2	1 5	1·1	0·6

AVERAGE CATCH OF TOTAL PLAICE, IN CWTS., PER 100 HOURS' FISHING (ABERDEEN TRAWLERS)—1906.

Area.	Jan.	Feb.	Mar.	April.	May.	June.	July.	Aug.	Sept.	Oct.	Nov.	Dec.
VI	—	0·0	0·4	0·0	0·7	—	—	1·0	0·5	0·1	3·9	—
VII	0·0	1·9	0·0	0·0	0·0	0·0	2·9	—	0·3	—	—	—
VIII	—	—	0·0	0·0	0·1	—	—	—	—	—	—	0·0
IX	—	—	—	—	6·9	—	—	2·0	—	9·3	6·3	—
X	12·9	19·4	14·4	7·9	6·9	10·4	7·7	5·4	3·9	4·2	8·4	5·7
XI	1·3	1·2	0·3	0·1	0·7	0·0	0·2	—	2·0	1·9	1·9	1·0
XII	3·9	2·2	0·7	0·5	0·1	2·6	3·9	2·7	2·1	1·3	1·5	1·9
XIII	5·4	25·0	13·3	33·7	35·1	24·0	12·6	14·2	11·6	14·4	49·3	—
XIV	1·8	0·8	3·1	0·7	—	10·2	10·4	5·4	4·9	5·4	6·8	3·9
XV	0·0	0·3	0·3	1·3	—	—	—	1·8	1·5	1·6	1·7	0·6
XVI	0·3	1·6	0·4	0·3	1·5	—	—	—	—	—	1·2	0·6
XVII ...	3·4	6·3	3·0	3·3	9·3	12·5	6·5	4·5	0·0	7·2	1·5	2·5
XVIII ...	0·7	0·5	0·9	0·7	0·7	0·6	0·0	0·1	0·4	1·7	0·9	0·1
XIX	0·1	0·5	0·7	0·2	0·1	0·3	0·0	0·1	0·1	0·1	0·1	0·0
XX	1·7	3·1	1·6	1·5	2·9	9·1	5·3	5·2	3·4	—	1·3	2·4
XXI	—	—	2·8	3·5	—	—	—	—	—	—	—	—
XXII ...	4·2	—	—	—	—	—	—	—	—	—	—	—
XXIII ...	6·3	7·0	6·5	2·3	2·6	2·0	2·1	1·7	1·2	1·6	6·3	3·1
XXIV ...	0·0	0·0	0·1	—	0·2	1·7	1·4	1·0	0·6	0·6	—	—
XXV ...	0·5	2·4	1·7	2·8	13·1	9·8	7·7	10·3	7·6	8·0	6·8	8·8
XXVI ...	9·1	6·6	4·5	1·1	—	11·0	20·7	9·2	8·1	—	38·1	1·8
XXVII ...	—	—	—	—	—	—	—	25·0	25·0	57·6	19·4	—
XXVIII ...	20·0	10·2	27·6	—	—	—	5·1	—	5·2	6·5	4·5	17·0
XXIX ...	12·3	14·9	12·8	3·6	4·6	4·7	3·7	3·0	2·9	7·6	2·0	3·5
XXX ...	0·0	1·6	0·9	—	—	—	1·2	—	—	1·4	—	0·7
XXXI ...	—	2·4	—	12·9	12·4	8·7	4·7	4·9	8·5	2·5	—	—
XXXII ...	—	—	—	8·6	—	12·2	—	4·9	—	6·3	—	5·2
XXXIII ...	—	—	—	—	—	—	—	—	61·4	—	—	—
XXXIV ...	—	—	—	—	0·6	—	—	—	—	—	—	—
XXXV ...	—	1·2	—	—	—	6·3	—	—	—	—	—	—
XXXVI ...	—	2·0	—	—	10·0	—	—	—	—	—	—	—
XXXVII ...	—	3·6	—	—	12·8	—	—	—	—	—	—	—
XXXVIII ...	—	—	—	—	—	—	—	—	—	—	—	—
XXXIX ...	—	—	—	—	—	—	—	—	—	—	—	—
XL	—	—	—	—	—	—	—	—	—	0·6	—	—
Various—North Sea.	2·7	1·7	5·0	3·7	5·1	5·4	4·2	4·5	4·7	2·6	3·6	2·5
C	24·9	36·1	71·0	32·5	19·6	9·9	12·3	8·6	8·3	9·8	4·8	17·0
D	17·9	27·5	100·1	24·9	22·9	17·6	10·8	32·1	4·8	10·0	27·7	12·4
J	—	—	—	—	8·3	11·9	12·8	4·8	—	—	0·4	3·5
K	14·1	26·3	16·5	9·5	14·4	—	—	0·0	24·2	—	—	—
L	3·9	—	—	—	0·0	—	—	0·0	—	—	—	—
S	—	—	—	—	2·0	12·5	—	0·0	—	—	—	—
Minch ...	—	—	62·5	13·3	31·4	1·5	—	—	—	—	—	—
C. D. Minch ...	—	46·6	44·5	17·9	20·4	12·4	8·2	0·2	—	3·7	10·5	2·3
Rockall ...	—	—	0·0	—	—	0·0	0·0	—	—	—	—	—
Western Grounds.	10·0	0·0	31·8	17·2	14·9	8·8	11·5	2·6	2·8	10·7	4·5	2·0
Faroe ...	2·8	4·8	4·2	9·9	5·6	1·3	1·7	3·4	2·1	0·8	2·4	1·8
Iceland ...	2·9	1·8	28·1	70·5	17·0	5·2	3·8	5·5	22·4	5·8	4·8	5·1

AVERAGE CATCH OF DABS, IN CWTS., PER 100 HOURS' FISHING (ABERDEEN TRAWLERS)—1906.

Area.	Jan.	Feb.	Mar.	April.	May.	June.	July.	Aug.	Sept.	Oct.	Nov.	Dec.
VI	—	0·0	0·0	0·0	0·0	—	—	0·0	0·0	0·0	0·2	—
VII	0·0	0·0	0·0	0·0	0·0	0·0	0·0	—	0·0	—	—	—
VIII	—	—	0·0	0·0	0·0	—	—	—	—	—	—	0·0
IX	—	—	—	—	0·0	—	—	0·0	—	0·0	0·0	—
X	0·0	0·5	0·7	0·1	0·0	0·3	0·1	0·0	0·1	0·0	0·1	0·0
XI	0·0	0·0	0·0	0·0	0·0	0·0	0·0	—	0·0	0·0	0·0	0·0
XII	0·0	0·0	0·0	0·0	0·0	0·0	0·0	0·0	0·0	0·0	0·0	0·0
XIII	1·0	0·0	0·0	0·0	0·6	0·0	0·0	0·0	2·0	1·9	5·5	—
XIV	0·0	0·0	0·0	0·0	—	0·2	0·0	0·0	0·0	0·0	0·0	0·0
XV	0·0	0·0	0·0	0·0	—	—	—	0·0	0·0	0·0	0·0	0·0
XVI	0·0	0·0	0·0	0·0	0·0	—	—	—	—	—	0·0	0·0
XVII ...	0·4	0·1	0·2	0·0	0·2	0·6	0·8	0·2	0·0	0·5	0·0	0·0
XVIII ...	0·0	0·0	0·2	0·0	0·0	0·1	0·0	0·0	0·0	0·1	0·0	0·0
XIX	0·0	0·0	0·0	0·0	0·0	0·0	0·0	0·0	0·0	0·0	0·0	0·1
XX	0·0	0·0	0·0	0·0	0·0	0·0	0·0	0·0	0·0	—	0·0	0·0
XXI	—	—	0·0	0·0	—	—	—	—	—	—	—	—
XXII ...	1·4	—	—	—	—	—	—	—	—	—	—	—
XXIII ...	0·6	0·9	0·5	0·3	0·4	0·1	0·2	0·5	0·6	0·8	2·1	1·4
XXIV ...	0·0	0·5	0·0	—	0·0	0·0	0·0	0·0	0·0	0·1	—	—
XXV ...	0·0	0·0	0·0	0·0	0·0	0·0	0·0	0·0	0·0	0·0	0·0	0·0
XXVI ...	0·0	0·0	0·0	0·0	—	0·0	0·0	0·0	0·0	—	0·0	0·0
XXVII ...	—	—	—	—	—	—	—	0·7	0·0	0·0	0·0	—
XXVIII ...	0·1	0·0	0·0	—	—	—	0·0	—	0·2	2·9	1·3	3·2
XXIX ...	1·0	1·1	0·4	0·0	0·5	0·2	0·1	0·1	0·5	1·1	1·2	2·6
XXX ...	0·0	0·2	0·5	—	—	—	0·0	—	—	0·0	—	0·0
XXXI ...	—	0·0	—	0·0	0·0	0·0	0·0	0·0	0·0	0·0	—	—
XXXII ...	—	—	—	0·0	—	0·0	—	0·0	—	0·0	—	0·0
XXXIII ...	—	—	—	—	—	—	—	—	0·0	—	—	—
XXXIV ...	—	—	—	—	0·0	—	—	—	—	—	—	—
XXXV ...	—	1·0	—	—	—	0·0	—	—	—	—	—	—
XXXVI ...	—	0·5	—	—	0·0	—	—	—	—	—	—	—
XXXVII ...	—	0·0	—	—	0·0	—	—	—	—	—	—	—
XXXVIII ...	—	—	—	—	—	—	—	—	—	—	—	—
XXXIX ...	—	—	—	—	—	—	—	—	—	—	—	—
XL	—	—	—	—	—	—	—	—	—	0·0	—	—
Various—North Sea.	0·0	0·1	0·2	0·1	0·1	0·0	0·0	0·1	0·2	0·1	0·1	0·0
C	1·6	0·4	0·3	0·0	0·1	0·0	0·1	0·0	0·4	0·0	1·5	1·1
D	0·8	0·0	0·8	0·2	0·1	0·3	0·1	3·3	0·0	0·0	2·3	0·6
J	—	—	—	—	0·0	0·0	0·0	0·0	—	—	0·0	1·8
K	0·0	1·5	0·3	0·1	0·0	—	—	0·0	5·4	—	—	—
L	0·0	—	—	—	0·0	—	—	0·0	—	—	—	—
S	—	—	—	—	0·0	0·0	—	0·0	—	—	—	—
Minch ...	—	—	0·0	0·0	0·7	0·3	—	—	—	—	—	—
C. D. Minch ...	—	0·0	0·2	0·0	0·2	0·2	0·2	0·0	—	0·5	0·0	0·2
Rockall ...	—	—	0·0	—	—	0·0	0·0	—	—	—	—	—
Western Grounds.	0·0	0·0	0·0	0·2	0·2	0·0	0·5	0·0	0·0	0·6	0·0	0·0
Faroe ...	0·0	0·2	0·3	0·2	0·2	0·1	0·6	0·6	1·0	1·5	0·4	0·5
Iceland ...	0·0	0·0	0·0	1·2	0·2	0·0	0·1	0·0	4·5	0·0	0·0	0·0

AVERAGE CATCH OF LARGE WHITCHES, IN CWTS., PER 100 HOURS' FISHING (ABERDEEN TRAWLERS)—1906.

Area.	Jan.	Feb.	Mar.	April.	May.	June.	July.	Aug.	Sept.	Oct.	Nov.	Dec.
VI	—	2·5	3·6	3·3	0·0	—	—	0·0	4·5	0·4	0·6	—
VII	0·6	1·9	1·6	0·7	0·8	0·2	0·4	—	0·3	—	—	—
VIII	—	—	0·8	0·7	1·2	—	—	—	—	—	—	1·1
IX	—	—	—	—	0·0	—	—	0·0	—	0·0	0·0	—
X	0·1	1·2	1·6	1·6	0·2	0·0	0·1	0·0	0·3	0·6	0·6	2·1
XI	5·1	3·2	3·1	1·6	8·1	12·7	0·6	—	1·6	3·6	4·3	3·9
XII	2·4	2·9	4·6	2·5	0·2	1·9	0·6	0·8	3·3	2·7	2·0	2·4
XIII	5·7	0·8	0·3	0·0	0·0	0·0	0·0	0·0	0·0	0·1	0·0	—
XIV	7·2	3·1	2·7	1·2	—	1·3	0·0	0·3	0·8	1·1	0·8	2·3
XV	7·9	4·6	4·2	2·5	—	—	—	2·9	4·5	7·0	3·6	5·9
XVI	2·8	6·4	4·5	4·6	1·0	—	—	—	—	—	2·4	1·9
XVII ...	0·6	1·6	0·9	1·1	0·7	0·1	0·2	0·0	0·0	0·0	0·0	4·0
XVIII ...	7·7	7·5	2·5	3·3	11·0	13·1	15·6	11·1	9·2	8·8	12·2	9·7
XIX	7·8	6·9	4·6	2·1	18·7	16·1	19·6	16·0	9·4	7·9	11·5	9·8
XX	4·2	2·6	2·2	2·3	1·2	0·6	0·3	1·5	1·2	—	1·1	2·1
XXI	—	—	1·1	0·8	—	—	—	—	—	—	—	—
XXII ...	16·7	—	—	—	—	—	—	—	—	—	—	—
XXIII ...	0·2	0·4	0·2	0·5	0·5	2·5	0·8	1·0	1·5	2·2	0·6	0·4
XXIV ...	15·0	1·9	1·7	—	0·0	4·3	4·0	2·8	4·3	3·5	—	—
XXV ...	8·9	3·0	2·0	1·2	0·5	0·5	0·5	0·8	0·8	0·7	2·0	0·5
XXVI ...	0·5	0·9	0·9	1·4	—	0·4	0·6	0·9	0·4	—	0·6	0·2
XXVII ...	—	—	—	—	—	—	—	0·0	0·0	0·0	0·0	—
XXVIII ...	0·0	0·0	0·0	—	—	—	0·0	—	0·0	0·0	0·0	0·0
XXIX ...	0·1	0·0	0·0	0·4	0·1	0·0	0·1	0·1	0·0	0·1	0·0	0·0
XXX ...	1·7	3·5	1·5	—	—	—	0·1	—	—	0·2	—	2·8
XXXI ...	—	3·6	—	0·2	0·4	0·4	1·0	0·5	1·3	0·6	—	—
XXXII ...	—	—	—	2·1	—	0·0	—	0·7	—	1·6	—	0·0
XXXIII ...	—	—	—	—	—	—	—	—	0·0	—	—	—
XXXIV ...	—	—	—	—	0·0	—	—	—	—	—	—	—
XXXV ...	—	1·1	—	—	—	0·0	—	—	—	—	—	—
XXXVI ...	—	1·0	—	—	0·0	—	—	—	—	—	—	—
XXXVII ...	—	1·5	—	—	0·0	—	—	—	—	—	—	—
XXXVIII ...	—	—	—	—	—	—	—	—	—	—	—	—
XXXIX ...	—	—	—	—	—	—	—	—	—	—	—	—
XL	—	—	—	—	—	—	—	—	—	0·0	—	—
Various—	4·3	4·9	2·9	2·1	3·0	2·7	4·4	2·1	1·4	2·4	2·4	3·8
North Sea.												
C	0·1	0·1	0·2	1·1	0·0	0·1	0·0	0·1	0·0	0·0	0·0	0·0
D	0·3	0·0	0·0	0·2	0·0	0·0	0·0	0·0	0·1	0·0	0·1	0·1
J	—	—	—	—	0·0	0·0	0·0	0·0	—	—	0·0	0·0
K	1·9	1·5	2·6	0·2	0·0	—	—	0·0	0·0	—	—	—
L	12·0	—	—	—	16·2	—	—	38·0	—	—	—	—
S	—	—	—	—	0·0	0·0	—	0·0	—	—	—	—
Minch ...	—	—	0·2	4·3	1·1	25·0	—	—	—	—	—	—
C. D. Minch ...	—	1·1	1·3	0·5	0·1	0·1	0·1	0·0	—	1·3	0·4	2·3
Rockall ...	—	—	0·0	—	—	0·0	0·0	—	—	—	—	—
Western Grounds.	1·5	0·0	0·0	0·2	0·0	0·1	0·0	0·0	2·6	0·6	0·2	1·0
Faroe ...	0·2	0·0	0·1	0·0	0·0	0·0	0·1	0·0	0·0	0·0	0·3	0·0
Iceland ...	0·0	0·0	0·1	1·3	2·6	2·7	0·3	0·8	2·7	0·0	0·3	0·1

AVERAGE CATCH OF SMALL WHITCHES, IN CWTS., PER 100 HOURS' FISHING (ABERDEEN TRAWLERS)—1906.

Area.	Jan.	Feb.	Mar.	April.	May.	June.	July.	Aug.	Sept.	Oct.	Nov.	Dec.
VI	—	3·3	3·6	2·9	0·0	—	—	0·0	2·8	0·3	0·2	—
VII	4·4	1·0	0·6	0·7	1·0	0·0	0·0	—	0·0	—	—	—
VIII	—	—	0·6	0·3	0·8	—	—	—	—	—	—	0·0
IX	—	—	—	—	0·0	—	—	0·0	—	0·0	0·0	—
X	0·1	3·5	0·7	2·4	0·1	0·0	0·1	0·0	0·1	0·3	0·6	1·3
XI	1·9	1·6	1·6	1·1	5·3	9·3	0·0	—	0·2	1·5	1·1	1·9
XII	0·7	1·6	3·4	1·5	0·0	0·0	0·0	0·1	0·9	0·5	0·6	0·9
XIII	5·7	0·0	0·3	0·0	0·0	0·0	0·0	0·0	0·0	0·1	0·0	—
XIV	4·3	1·5	1·4	0·9	—	0·4	0·0	0·1	0·3	0·6	0·4	1·4
XV	3·1	1·9	1·4	1·0	—	—	—	1·1	2·0	3·2	1·5	2·5
XVI	0·7	2·7	2·1	2·5	0·3	—	—	—	—	—	0·6	0·5
XVII ...	0·0	0·3	0·5	0·6	0·1	0·0	0·1	0·0	0·0	0·0	0·0	1·3
XVIII ...	4·5	5·1	1·8	1·9	4·7	6·2	5·9	4·7	3·7	3·7	6·2	6·2
XIX	2·9	3·0	1·6	2·1	6·5	7·6	8·2	4·8	4·0	4·1	6·4	5·5
XX	1·2	0·4	0·8	0·8	0·2	0·1	0·0	0·0	0·0	—	0·5	0·5
XXI	—	—	0·0	0·1	—	—	—	—	—	—	—	—
XXII ...	1·4	—	—	—	—	—	—	—	—	—	—	—
XXIII ...	0·0	0·1	0·0	0·1	0·1	0·8	0·3	0·4	0·4	0·9	0·2	0·1
XXIV ...	4·3	0·3	0·6	—	0·0	1·3	1·4	1·0	1·6	1·8	—	—
XXV ...	3·0	0·4	0·7	0·1	0·2	0·0	0·0	0·4	0·0	0·0	0·8	0·0
XXVI ...	0·0	0·1	0·1	0·8	—	0·0	0·0	0·0	0·0	—	0·0	0·0
XXVII ...	—	—	—	—	—	—	—	0·0	0·0	0·0	0·0	—
XXVIII ...	0·0	0·0	0·0	—	—	—	0·0	—	0·0	0·0	0·0	0·0
XXIX ...	0·0	0·0	0·0	0·0	0·0	0·0	0·0	0·0	0·0	0·0	0·0	0·0
XXX ...	0·0	0·3	0·0	—	—	—	0·0	—	—	0·0	—	0·0
XXXI ...	—	0·0	—	0·0	0·0	0·0	0·0	0·0	0·0	0·0	—	—
XXXII ...	—	—	—	0·0	—	0·0	—	0·0	—	0·0	—	0·0
XXXIII ...	—	—	—	—	—	—	—	—	0·0	—	—	—
XXXIV ...	—	—	—	—	0·0	—	—	—	—	—	—	—
XXXV ...	—	0·0	—	—	—	0·0	—	—	—	—	—	—
XXXVI ...	—	0·0	—	—	0·0	—	—	—	—	—	—	—
XXXVII ...	—	1·0	—	—	0·0	—	—	—	—	—	—	—
XXXVIII ...	—	—	—	—	—	—	—	—	—	—	—	—
XXXIX ...	—	—	—	—	—	—	—	—	—	—	—	—
XL	—	—	—	—	—	—	—	—	—	0·0	—	—
Various—North Sea.	2·2	2·9	1·7	1·2	1·4	1·1	1·7	0·9	0·7	1·2	1·2	2·0
C	0·5	0·0	0·0	0·5	0·0	0·1	0·0	0·0	0·0	0·0	0·0	0·0
D	0·1	0·0	0·0	0·2	0·0	0·0	0·0	0·0	0·0	0·0	0·0	0·0
J	—	—	—	—	0·0	0·0	0·0	0·0	—	—	0·0	0·0
K	4·5	2·6	3·0	0·3	0·0	—	—	0·0	0·0	—	—	—
L	14·6	—	—	—	13·6	—	—	33·3	—	—	—	—
S	—	—	—	—	0·0	0·0	—	0·0	—	—	—	—
Minch ...	—	—	0·0	3·2	2·7	14·5	—	—	—	—	—	—
C. D. Minch ...	—	1·8	0·0	0·3	0·0	0·1	0·0	0·0	—	1·2	0·9	3·
Rockall ...	—	—	0·0	—	—	0·0	0·0	—	—	—	—	—
Western Grounds.	4·1	0·0	0·3	0·2	0·0	0·2	0·0	0·0	5·2	0·7	0·0	3·6
Faroe ...	0·0	0·0	0·0	0·0	0·0	0·0	0·1	0·0	0·0	0·0	0·2	0·0
Iceland ...	0·0	0·0	0·0	0·0	0·0	0·0	0·0	0·1	0·0	0·0	0·0	0·0

AVERAGE CATCH OF TOTAL WHITCHES, IN CWTS., PER 100 HOURS' FISHING (ABERDEEN TRAWLERS)—1906.

Area.	Jan.	Feb.	Mar.	April.	May.	June.	July.	Aug.	Sept.	Oct.	Nov.	Dec.
VI	—	5·8	7·2	6·2	0·0	—	—	0·0	7·3	0·7	0·7	—
VII	5·0	2·9	2·2	1·4	1·8	0·2	0·4	—	0·3	—	—	—
VIII	—	—	1·4	1·0	2·0	—	—	—	—	—	—	1·1
IX	—	—	—	—	0·0	—	—	0·0	—	0·0	0·0	—
X	0·2	4·7	2·3	4·0	0·3	0·0	0·2	0·0	0·4	0·9	1·2	3·4
XI	7·0	4·8	4·7	2·7	13·4	22·0	0·6	—	1·8	5·1	5·3	5·8
XII	3·1	4·5	8·0	4·0	0·2	1·9	0·6	0·9	4·2	3·1	2·5	3·2
XIII	11·4	0·8	0·6	0·0	0·0	0·0	0·0	0·0	0·0	0·2	0·0	—
XIV	11·5	4·5	4·2	2·1	—	1·7	0·0	0·5	1·1	1·7	1·2	3·7
XV	11·0	6·5	5·7	3·5	—	—	—	4·0	6·5	10·2	5·1	8·4
XVI	3·5	9·1	6·6	7·1	1·3	—	—	—	—	—	3·0	2·3
XVII ...	0·6	1·9	1·4	1·7	0·7	0·1	0·3	0·0	0·0	0·0	0·0	5·4
XVIII ...	12·2	12·5	4·3	5·2	15·7	19·3	21·5	15·9	12·9	12·6	18·4	15·8
XIX	10·7	9·9	6·2	4·2	25·2	23·7	27·8	20·7	13·4	12·1	17·9	15·3
XX	5·5	3·0	3·0	3·1	1·4	0·8	0·3	1·5	1·2	—	1·6	2·6
XXI	—	—	1·1	0·9	—	—	—	—	—	—	—	—
XXII ...	18·1	—	—	—	—	—	—	—	—	—	—	—
XXIII ...	0·2	0·5	0·2	0·7	0·6	3·3	1·1	1·4	1·9	3·1	0·8	0·5
XXIV ...	19·3	2·2	2·3	—	0·0	5·6	5·4	3·8	5·9	5·3	—	—
XXV ...	12·0	3·4	2·7	1·3	0·7	0·5	0·5	1·2	0·8	0·7	2·7	0·5
XXVI ...	0·5	1·0	1·1	2·4	—	0·4	0·6	0·9	0·4	—	0·6	0·2
XXVII ...	—	—	—	—	—	—	—	0·0	0·0	0·0	0·0	—
XXVIII ...	0·0	0·0	0·0	—	—	—	0·0	—	0·0	0·0	0·0	0·0
XXIX ...	0·1	0·0	0·0	0·4	0·1	0·0	0·1	0·1	0·0	0·1	0·0	0·0
XXX ..	1·7	3·9	1·5	—	—	—	0·1	—	—	0·2	—	2·8
XXXI ...	—	3·6	—	0·2	0·4	0·4	1·0	0·5	1·3	0·6	—	—
XXXII ...	—	—	—	2·1	—	0·0	—	0·7	—	1·6	—	0·0
XXXIII ...	—	—	—	—	—	—	—	—	0·0	—	—	—
XXXIV ...	—	—	—	—	0·0	—	—	—	—	—	—	—
XXXV ...	—	1·1	—	—	—	0·0	—	—	—	—	—	—
XXXVI ...	—	1·0	—	—	0·0	—	—	—	—	—	—	—
XXXVII ...	—	2·5	—	—	0·0	—	—	—	—	—	—	—
XXXVIII ...	—	—	—	—	—	—	—	—	—	—	—	—
XXXIX ...	—	—	—	—	—	—	—	—	—	—	—	—
XL	—	—	—	—	—	—	—	—	—	0·0	—	—
Various—	6·5	7·8	4·6	3·3	4·4	3·8	6·1	3·0	2·1	3·6	3·6	6·0
North Sea.												
C	0·6	0·1	0·2	1·6	0·0	0·1	0·0	0·1	0·0	0·0	0·0	0·0
D	0·4	0·0	0·0	0·4	0·0	0·0	0·0	0·0	0·1	0·0	0·1	0·1
J	—	—	—	—	0·0	0·0	0·0	0·0	—	—	0·0	0·0
K	6·4	4·1	5·6	0·6	0·0	—	—	0·0	0·0	—	—	—
L	26·6	—	—	—	29·8	—	—	71·3	—	—	—	—
S	—	—	—	—	0·0	0·0	—	0·0	—	—	—	—
Minch ...	—	—	0·2	7·5	3·8	39·5	—	—	—	—	—	—
C, D. Minch ...	—	3·0	1·3	0·8	0·1	0·2	0·1	0·0	—	2·5	1·3	5·7
Rockall ...	—	—	0·0	—	—	0·0	0·0	—	—	—	—	—
Western	5·6	0·0	0·3	0·4	0·0	0·3	0·0	0·0	7·8	1·3	0·2	4·6
Grounds.												
Faroe ...	0·2	0·0	0·1	0·0	0·0	0·0	0·2	0·0	0·0	0·1	0·5	0·0
Iceland ...	0·0	0·0	0·1	1·3	2·6	2·7	0·3	0·9	2·7	0·0	0·3	0·1

AVERAGE CATCH OF LARGE MEGRIMS, IN CWTS., PER 100 HOURS' FISHING (ABERDEEN TRAWLERS)—1906.

Area.	Jan.	Feb.	Mar.	April.	May.	June.	July.	Aug.	Sept.	Oct.	Nov.	Dec.
VI	—	6·3	3·1	11·8	7·6	—	—	10·3	5·6	7·7	3·2	—
VII	10·6	2·9	6·0	5·4	8·4	1·5	1·7	—	9·7	—	—	—
VIII	—	—	4·7	3·7	5·4	—	—	—	—	—	—	4·0
IX	—	—	—	—	0·2	—	—	3·4	—	0·3	1·3	—
X	5·7	4·1	4·2	5·9	5·4	0·2	0·7	1·6	5·9	4·2	3·2	3·2
XI	0·3	3·7	2·9	4·5	8·6	5·6	5·8	—	4·4	0·8	0·8	1·6
XII	1·6	2·1	1·7	4·8	2·4	2·5	2·1	1·1	1·1	1·5	2·1	1·4
XIII	17·5	3·1	2·2	0·0	0·8	0·3	1·8	0·0	0·0	0·9	0·0	—
XIV	2·1	2·9	5·0	4·1	—	1·8	2·3	2·0	1·8	1·6	1·3	1·6
XV	0·6	0·9	1·9	2·3	—	—	—	1·5	0·5	1·6	1·2	1·0
XVI	0·1	0·9	0·7	0·4	0·7	—	—	—	—	—	1·0	1·7
XVII ...	0·5	0·3	0·8	1·4	0·5	0·2	0·4	0·0	0·0	5·1	0·0	0·9
XVIII ...	2·3	4·3	6·7	3·8	1·7	3·3	4·0	4·2	3·6	3·1	2·5	1·6
XIX	0·2	0·3	0·6	1·2	0·9	3·4	6·2	4·4	2·5	1·4	2·1	0·8
XX	0·1	0·0	0·2	0·0	0·1	0·1	0·0	0·0	0·0	—	0·0	0·0
XXI	—	—	0·0	0·0	—	—	—	—	—	—	—	—
XXII ...	1·4	—	—	—	—	—	—	—	—	—	—	—
XXIII ...	0·9	0·5	0·2	0·3	0·3	0·7	0·5	0·6	0·8	0·7	0·6	0·8
XXIV ...	0·0	0·3	0·2	—	0·0	0·8	1·2	0·8	1·1	1·0	—	—
XXV ...	0·1	0·2	0·4	0·0	0·0	0·1	0·0	0·0	0·0	0·0	0·0	0·0
XXVI ...	0·0	0·0	0·0	0·0	—	0·0	0·0	0·0	0·0	—	0·0	0·0
XXVII ...	—	—	—	—	—	—	—	0·4	0·0	0·0	0·0	—
XXVIII ...	0·2	0·3	0·0	—	—	—	0·4	—	0·3	0·3	0·0	0·6
XXIX ...	1·6	1·2	0·1	0·2	0·1	0·0	0·0	0·3	0·2	0·7	2·0	1·3
XXX ...	0·0	0·3	0·1	—	—	—	0·1	—	—	0·1	—	0·0
XXXI ...	—	0·2	—	0·0	0·0	0·0	0·0	0·0	0·0	0·0	—	—
XXXII ...	—	—	—	0·0	—	0·0	—	0·0	—	0·0	—	7·8
XXXIII ...	—	—	—	—	—	—	—	—	0·0	—	—	—
XXXIV ...	—	—	—	—	0·0	—	—	—	—	—	—	—
XXXV ...	—	0·0	—	—	—	0·0	—	—	—	—	—	—
XXXVI ...	—	0·0	—	—	0·0	—	—	—	—	—	—	—
XXXVII ...	—	1·3	—	—	0·0	—	—	—	—	—	—	—
XXXVIII ...	—	—	—	—	—	—	—	—	—	—	—	—
XXXIX ...	—	—	—	—	—	—	—	—	—	—	—	—
XL	—	—	—	—	—	—	—	—	—	0·0	—	—
Various—	1·4	2·5	3·3	3·6	3·5	0·9	1·4	1·7	3·4	2·9	2·4	1·9
North Sea.												
C	0·6	0·3	0·7	0·4	0·5	0·3	0·4	0·3	0·0	0·0	0·6	0·7
D	0·9	0·1	0·0	0·3	0·1	0·0	0·2	0·6	0·3	0·1	0·0	0·5
J	—	—	—	—	0·2	0·2	0·2	0·1	—	—	0·9	1·2
K	15·4	4·4	4·1	3·3	2·5	—	—	0·0	5·4	—	—	—
L	6·2	—	—	—	10·8	—	—	4·2	—	—	—	—
S	—	—	—	—	0·9	0·0	—	8·3	—	—	—	—
Minch ...	—	—	0·0	0·7	2·5	3·7	—	—	—	—	—	—
C. D. Minch ...	—	1·0	0·8	0·6	0·2	0·3	0·2	0·0	—	4·1	0·7	2·1
Rockall ...	—	—	0·0	—	—	1·9	32·1	—	—	—	—	—
Western Grounds.	5·5	3·6	1·8	1·9	0·8	1·2	0·1	0·2	1·0	0·8	1·2	2·7
Faroe ...	0·0	0·0	0·1	0·2	0·4	0·1	0·4	0·0	0·0	0·4	0·4	0·0
Iceland ...	0·0	0·0	0·0	0·0	0·5	0·6	0·7	0·6	0·2	0·1	0·0	0·0

AVERAGE CATCH OF SMALL MEGRIMS, IN CWTS., PER 100 HOURS' FISHING (ABERDEEN TRAWLERS)—1906.

Area.	Jan.	Feb.	Mar.	April.	May.	June.	July.	Aug.	Sept.	Oct.	Nov.	Dec.
VI	—	0·8	1·8	3·3	5·5	—	—	11·3	2·8	4·0	1·7	—
VII	2·5	1·9	1·9	2·1	3·5	0·0	0·0	—	5·2	—	—	—
VIII	—	—	3·9	1·6	2·4	—	—	—	—	—	—	0·0
IX	—	—	—	—	0·0	—	—	0·3	—	0·0	0·0	—
X	2·1	2·0	0·7	3·8	2·9	0·0	0·1	1·9	3·8	2·8	2·1	2·1
XI	0·0	0·3	0·0	1·8	2·8	3·3	3·2	—	1·8	0·0	0·2	0·2
XII	0·1	0·8	0·4	2·3	2·1	0·9	0·2	0·1	0·0	0·1	0·2	0·1
XIII	8·4	0·0	0·7	0·0	0·0	0·0	0·0	0·0	0·0	0·4	0·0	—
XIV	0·3	0·6	1·4	0·5	—	0·2	0·2	0·3	0·3	0·4	0·3	0·3
XV	0·0	0·1	0·4	0·5	—	—	—	0·0	0·0	0·2	0·3	0·1
XVI	0·0	0·0	0·2	0·0	0·0	—	—	—	—	—	0·2	1·3
XVII ...	0·3	0·0	0·1	0·5	0·0	0·0	0·0	0·0	0·0	0·0	0·0	0·1
XVIII ...	0·5	0·8	2·3	1·0	0·2	0·0	0·9	0·9	0·8	0·7	0·5	0·0
XIX	0·0	0·0	0·1	0·0	0·2	0·6	0·9	0·6	0·9	0·3	0·3	0·2
XX	0·0	0·0	0·0	0·0	0·1	0·0	0·0	0·0	0·0	—	0·0	0·0
XXI	—	—	0·0	0·0	—	—	—	—	—	—	—	—
XXII ...	0·0	—	—	—	—	—	—	—	—	—	—	—
XXIII ...	0·0	0·0	0·0	0·0	0·0	0·2	0·1	0·0	0·0	0·0	0·0	0·0
XXIV ...	0·0	0·0	0·0	—	0·0	0·0	0·2	0·0	0·1	0·0	—	—
XXV ...	0·0	0·0	0·2	0·0	0·0	0·0	0·0	0·0	0·0	0·0	0·0	0·0
XXVI ...	0·0	0·0	0·0	0·0	—	0·0	0·0	0·0	0·0	—	0·0	0·0
XXVII ...	—	—	—	—	—	—	—	0·2	0·0	0·0	0·0	—
XXVIII ...	0·0	0·0	0·0	—	—	—	0·0	—	0·0	0·0	0·0	0·0
XXIX ...	0·0	0·0	0·0	0·0	0·0	0·0	0·0	0·0	0·0	0·0	0·0	0·0
XXX ...	0·0	0·0	0·0	—	—	—	0·0	—	—	0·0	—	0·0
XXXI ...	—	0·0	—	0·0	0·0	0·0	0·0	0·0	0·0	0·0	—	—
XXXII ...	—	—	—	0·0	—	0·0	—	0·0	—	0·0	—	0·0
XXXIII ...	—	—	—	—	—	—	—	—	0·0	—	—	—
XXXIV ...	—	—	—	—	0·0	—	—	—	—	—	—	—
XXXV ...	—	0·0	—	—	—	0·0	—	—	—	—	—	—
XXXVI ...	—	0·0	—	—	0·0	—	—	—	—	—	—	—
XXXVII ...	—	0·2	—	—	0·0	—	—	—	—	—	—	—
XXXVIII ...	—	—	—	—	—	—	—	—	—	—	—	—
XXXIX ...	—	—	—	—	—	—	—	—	—	—	—	—
XL	—	—	—	—	—	—	—	—	—	0·0	—	—
Various—North Sea.	0·3	0·5	1·2	1·3	1·4	0·4	0·3	0·6	1·8	1·3	1·1	0·7
C	0·1	0·0	0·3	0·2	0·1	0·0	0·0	0·0	0·0	0·0	0·4	0·2
D	0·1	0·0	0·0	0·1	0·0	0·0	0·0	0·0	0·0	0·0	0·0	0·0
J	—	—	—	—	0·0	0·0	0·0	0·0	—	—	0·1	0·0
K	0·6	2·3	2·3	1·1	1·3	—	—	0·0	1·9	—	—	—
L	3·1	—	—	—	2·3	—	—	0·0	—	—	—	—
S	—	—	—	—	0·9	0·0	—	4·2	—	—	—	—
Minch ...	—	—	0·0	0·0	2·1	0·0	—	—	—	—	—	—
C. D. Minch ...	—	0·5	0·0	0·3	0·0	0·3	0·1	0·0	—	2·3	0·1	1·4
Rockall ...	—	—	3·5	—	—	9·9	0·0	—	—	—	—	—
Western Grounds.	2·1	1·8	0·3	0·3	0·2	0·4	0·0	0·0	1·8	0·1	0·3	2·5
Faroe ...	0·0	0·0	0·0	0·0	0·1	0·0	0·0	0·0	0·0	0·3	0·2	0·0
Iceland ...	0·0	0·0	0·0	0·0	0·0	0·0	0·0	0·0	0·0	0·0	0·0	0·0

Average Catch of Total Megrims, in cwts., per 100 hours' fishing (Aberdeen Trawlers)—1906.

Area.	Jan.	Feb.	Mar.	April.	May.	June.	July.	Aug.	Sept.	Oct.	Nov.	Dec.
VI	—	7·1	4·9	15·1	13·1	—	—	21·6	8·3	11·7	4·9	—
VII	13·1	4·8	7·9	7·5	11·9	1·5	1·7	—	14·9	—	—	—
VIII	—	—	8·6	5·3	7·8	—	—	—	—	—	—	4·0
IX	—	—	—	—	0·2	—	—	3·7	—	0·3	1·3	—
X	7·8	6·1	4·9	9·7	8·3	0·2	0·8	3·5	9·7	7·0	5·3	5·3
XI	0·3	4·0	3·9	6·3	11·4	8·9	9·1	—	6·2	0·8	1·0	1·8
XII	1·8	2·9	2·1	7·1	4·5	3·3	2·3	1·2	1·1	1·6	2·3	1·5
XIII	25·9	3·1	2·9	0·0	0·8	0·3	1·8	0·0	0·0	1·3	0·0	—
XIV	2·4	3·4	6·4	4·6	—	2·0	2·5	2·3	2·1	2·0	1·6	1·9
XV	0·6	1·0	2·3	2·8	—	—	—	1·5	0·5	1·8	1·5	1·0
XVI	0·1	0·9	0·9	0·4	0·7	—	—	—	—	—	1·2	3·1
XVII ...	0·8	0·3	0·9	1·9	0·5	0·2	0·4	0·0	0·0	7·1	0·0	1·0
XVIII ...	2·8	5·1	9·0	4·8	1·9	3·3	4·8	5·1	4·5	3·7	3·0	1·6
XIX	0·2	0·3	0·7	1·2	1·2	4·0	7·1	4·9	3·4	1·6	2·4	0·9
XX	0·1	0·0	0·2	0·0	0·2	0·1	0·0	0·0	0·0	—	0·0	0·0
XXI	—	—	0·0	0·0	—	—	—	—	—	—	—	—
XXII ...	1·4	—	—	—	—	—	—	—	—	—	—	—
XXIII ...	0·9	0·5	0·2	0·3	0·3	0·9	0·6	0·6	0·8	0·7	0·6	0·8
XXIV ...	0·0	0·3	0·2	—	0·0	0·8	1·4	0·8	1·2	1·0	—	—
XXV ...	0·1	0·2	0·6	0·0	0·0	0·1	0·0	0·0	0·0	0·0	0·0	0·0
XXVI ...	0·0	0·0	0·0	0·0	—	0·0	0·0	0·0	0·0	—	0·0	0·0
XXVII ...	—	—	—	—	—	—	—	0·5	0·0	0·0	0·0	—
XXVIII ...	0·2	0·3	0·0	—	—	—	0·4	—	0·3	0·3	0·0	0·6
XXIX ...	1·6	1·2	0·1	0·2	0·1	0·0	0·0	0·3	0·2	0·7	2·0	1·3
XXX ...	0·0	0·3	0·1	—	—	—	0·1	—	—	0·1	—	0·0
XXXI ...	—	0·2	—	0·0	0·0	0·0	0·0	0·0	0·0	0·0	—	—
XXXII ...	—	—	—	0·0	—	0·0	—	0·0	—	0·0	—	7·8
XXXIII ...	—	—	—	—	—	—	—	—	0·0	—	—	—
XXXIV ...	—	—	—	—	0·0	—	—	—	—	—	—	—
XXXV ...	—	0·0	—	—	—	0·0	—	—	—	—	—	—
XXXVI ...	—	0·0	—	—	0·0	—	—	—	—	—	—	—
XXXVII ...	—	1·5	—	—	0·0	—	—	—	—	—	—	—
XXXVIII ...	—	—	—	—	—	—	—	—	—	—	—	—
XXXIX ...	—	—	—	—	—	—	—	—	—	—	—	—
XL	—	—	—	—	—	—	—	—	—	0·0	—	—
Various—North Sea.	1·7	3·1	4·6	4·9	4·9	1·3	1·7	2·3	5·2	4·2	3·6	2·6
C	0·7	0·3	1·0	0·6	0·6	0·3	0·4	0·3	0·0	0·0	1·0	0·9
D	1·0	0·1	0·0	0·4	0·1	0·0	0·2	0·6	0·3	0·1	0·0	0·5
J	—	—	—	—	0·2	0·2	0.2	0·1	—	—	1·1	1·2
K	16·0	6·7	6·4	4·4	3·8	—	—	0·0	7·3	—	—	—
L	9·4	—	—	—	13·1	—	—	4·2	—	—	—	—
S	—	—	—	—	1·8	0·0	—	12·5	—	—	—	—
Minch ...	—	—	0·0	0·7	4·6	3·7	—	—	—	—	—	—
C. D. Minch ...	—	1·5	0·8	0·9	0·2	0·6	0·3	0·0	—	6·4	0·8	3·5
Rockall ...	—	—	3·5	—	—	11·8	32·1	—	—	—	—	—
Western Grounds.	7·6	5·4	2·1	2·2	1·0	1·6	0·1	0·2	2·8	0·8	1·6	5·2
Faroe ...	0·0	0·0	0·1	0·2	0·5	0·1	0·4	0·0	0·0	0·7	0·6	0·0
Iceland ...	0·0	0·0	0·0	0·0	0·5	0·6	0·7	0·6	0·2	0·1	0·0	0·0

AVERAGE CATCH OF EEL, IN CWTS., PER 100 HOURS' FISHING (ABERDEEN TRAWLERS)—1906.

Area.	Jan.	Feb.	Mar.	April.	May.	June.	July.	Aug.	Sept.	Oct.	Nov.	Dec.
VI	—	0·0	0·0	0·0	0·0	—	—	0·0	0·0	0·0	0·0	—
VII	0·0	0·0	0·0	0·0	0·0	0·0	0·0	—	0·0	—	—	—
VIII	—	—	0·0	0·0	0·0	—	—	—	—	—	—	0·0
IX	—	—	—	—	0·0	—	—	0·0	—	0·0	0·0	—
X	0·0	0·0	0·0	0·0	0·0	0·0	0·0	0·0	0·0	0·1	0·0	0·0
XI	0·0	0·0	0·0	0·0	0·0	0·0	0·0	—	0·0	0·0	0·0	0·0
XII	0·0	0·0	0·0	0·0	0·0	0·0	0·0	0·0	0·0	0·0	0·0	0·0
XIII	0·1	0·0	0·1	0·0	0·0	0·0	0·0	0·4	0·0	0·0	1·0	—
XIV	0·0	0·0	0·0	0·0	—	0·1	0·0	0·0	0·0	0·0	0·0	0·0
XV	0·0	0·0	0·0	0·0	—	—	—	0·0	0·0	0·0	0·0	0·0
XVI	0·0	0·0	0·0	0·0	0·0	—	—	—	—	—	0·0	0·0
XVII ...	0·1	0·0	0·2	0·0	0·1	0·3	0·5	0·3	0·0	0·0	2·5	0·2
XVIII ...	0·0	0·3	0·0	0·0	0·0	0·0	0·0	0·0	0·0	0.0	0·0	0·0
XIX	0·0	0·0	0·0	0·0	0·0	0·0	0·0	0·0	0·1	0·0	0·0	0·0
XX	0·0	0·0	0·0	0·0	0·0	0·0	0·0	0·0	0·0	—	0·0	0·0
XXI	—	—	0·0	0·0	—	—	—	—	—	—	—	—
XXII ...	1·4	—	—	—	—	—	—	—	—	—	—	—
XXIII ...	0·1	0·1	0·1	0·0	0·1	0·0	0·0	0·0	0·0	0·1	0·1	0·1
XXIV ...	0·0	0·0	0·0	—	0·0	0·0	0·0	0·0	0·0	0·0	—	—
XXV ...	0·0	0·0	0·0	0·0	0·0	0·0	0·0	0·0	0·0	0·0	0·0	0·0
XXVI ...	0·0	0·0	0·0	0·0	—	0·0	0·0	0·0	0·1	—	0·0	0·0
XXVII ...	—	—	—	—	—	—	—	0·0	0·0	0·0	0·0	—
XXVIII ...	0·0	0·1	0·5	—	—	—	0·0	—	0·2	0·0	0·2	0·3
XXIX ...	0·1	0·0	0·0	0·0	0·0	0·0	0·0	0·0	0·0	0·0	0·0	0·0
XXX ...	0·0	0·0	0·0	—	—	—	0·0	—	—	0·0	—	0·0
XXXI ...	—	0·0	—	0·0	0·0	0·0	0·0	0·0	0·0	0·0	—	—
XXXII ...	—	—	—	0·0	—	0·0	—	0·0	—	0·0	—	0·0
XXXIII ...	—	—	—	—	—	—	—	—	0·0	—	—	—
XXXIV ...	—	—	—	—	0·0	—	—	—	—	—	—	—
XXXV ...	—	0·0	—	—	—	0·0	—	—	—	—	—	—
XXXVI ...	—	0·0	—	—	0·0	—	—	—	—	—	—	—
XXXVII ...	—	0·0	—	—	0·0	—	—	—	—	—	—	—
XXXVIII ...	—	—	—	—	—	—	—	—	—	—	—	—
XXXIX ...	—	—	—	—	—	—	—	—	—	—	—	—
XL	—	—	—	—	—	—	—	—	—	0·0	—	—
Various—	0·0	0·0	0·0	0·0	0·0	0·0	0·0	0·0	0·0	0·0	0·0	0·0
North Sea.												
C	0·6	0·1	0·0	0·0	0·0	0·0	0·0	0·0	0·1	0·3	0·6	0·0
D	0·6	0·3	0·3	0·2	0·0	0·0	0·1	0·0	0·1	0·3	0·8	0·5
J	—	—	—	—	0·0	0·0	0·1	0·1	—	—	0·1	0·5
K	5·1	1·9	1·1	0·1	0·6	—	—	0·1	0·1	—	—	—
L	22·9	—	—	—	8·0	—	—	8·3	—	—	—	—
S	—	—	—	—	0·0	0·0	—	0·0	—	—	—	—
Minch ...	—	—	0·3	1·0	0·4	4·3	—	—	—	—	—	—
C. D. Minch ...	—	0·8	0·5	0·1	0·1	0·0	0·2	0·0	—	2·2	1·7	2·7
Rockall ...	—	—	0·0	—	—	0·0	0·0	—	—	—	—	—
Western Grounds.	1·8	0·0	0·3	0·1	0·1	0·1	0·1	0·1	0·5	1·4	0·1	4·8
Faroe ...	0·0	0·0	0·0	0·0	0·0	0·0	0·0	0·0	0·0	0·0	0·0	0·0
Iceland ...	0·0	0·0	0·0	0·0	0·0	0·0	0·0	0·0	0·0	0·0	0·0	0·0

AVERAGE CATCH OF SKATE, IN CWTS., PER 100 HOURS' FISHING (ABERDEEN TRAWLERS)—1906.

Area.	Jan.	Feb.	Mar.	April.	May.	June.	July.	Aug.	Sept.	Oct.	Nov.	Dec.
VI	—	6·7	5·4	7·3	10·9	—	—	46·5	8·3	28·6	14·1	—
VII	15·0	33·0	11·2	4·7	3·4	1·5	10·0	—	39·0	—	—	—
VIII	—	—	6·4	3·8	4·3	—	—	—	—	—	—	9·1
IX	—	—	—	—	2·2	—	—	4·5	—	21·2	6·7	—
X	19·5	25·9	7·5	10·6	28·9	5·6	8·0	13·3	21·2	21·5	14·9	8·4
XI	1·7	9·2	4·9	4·0	12·0	5·1	3·9	—	9·6	5·2	4·8	5·1
XII	9·7	6·4	4·3	6·7	2·8	2·9	30·1	34·8	17·2	6·3	7·5	6·1
XIII	12·8	31·3	9·8	7·5	12·6	17·2	15·7	17·5	4·9	32·9	5·0	—
XIV	9·3	6·0	6·0	3·4	—	12·9	26·8	11·7	7·4	11·1	10·7	6·6
XV	3·8	3·6	3·3	3·2	—	—	—	5·9	4·0	5·7	6·2	3·6
XVI	1·0	4·1	1·6	1·0	3·9	—	—	—	—	—	3·6	3·9
XVII ...	6·4	4·0	3·8	2·9	6·3	12·0	9·0	8·1	0·0	5·6	5·9	8·0
XVIII ...	7·4	7·3	9·0	7·4	5·6	6·0	3·4	3·0	4·9	9·4	5·2	5·9
XIX	1·6	3·0	2·4	5·9	4·8	4·5	3·1	4·5	3·5	4·9	6·2	3·4
XX	2·6	3·5	2·1	1·7	1·6	2·1	0·8	1·8	3·9	—	3·2	2·4
XXI	—	—	5·9	3·9	—	—	—	—	—	—	—	—
XXII ...	11·1	—	—	—	—	—	—	—	—	—	—	—
XXIII ...	6·4	4·3	10·2	5·0	6·4	5·9	6·6	9·9	9·2	10·4	7·3	7·7
XXIV ...	0·7	11·2	8·6	—	2·5	7·5	6·9	11·2	7·6	10·6	—	—
XXV ...	2·1	6·3	2·3	2·0	2·4	1·7	0·6	0·9	0·5	2·2	3·1	3·6
XXVI ...	4·4	5·2	4·4	3·7	—	1·3	3·4	2·2	1·6	—	0·0	1·3
XXVII ...	—	—	—	—	—	—	—	11·4	1·9	25·0	5·6	—
XXVIII ...	5·9	5·4	8·3	—	—	—	7·0	—	7·4	6·4	11·5	21·8
XXIX ...	6·4	4·3	4·7	1·9	4·5	1·8	1·8	2·8	3·4	5·3	7·6	4·2
XXX ...	1·7	4·1	7·5	—	—	—	1·2	—	—	13·5	—	8·3
XXXI ...	—	4·9	—	3·3	1·8	0·2	0·1	0·9	3·4	0·6	—	—
XXXII ...	—	—	—	4·6	—	0·6	—	0·0	—	2·7	—	6·2
XXXIII ...	—	—	—	—	—	—	—	—	9·5	—	—	—
XXXIV ...	—	—	—	—	0·0	—	—	—	—	—	—	—
XXXV ...	—	0·4	—	—	—	1·6	—	—	—	—	—	—
XXXVI ...	—	0·0	—	—	0·8	—	—	—	—	—	—	—
XXXVII ...	—	4·9	—	—	0·7	—	—	—	—	—	—	—
XXXVIII ...	—	—	—	—	—	—	—	—	—	—	—	—
XXXIX ...	—	—	—	—	—	—	—	—	—	—	—	—
XL	—	—	—	—	—	—	—	—	—	0·0	—	—
Various—North Sea.	6·4	6·9	7·4	5·2	8·4	4·0	9·4	10·9	11·8	11·2	11·0	7·9
C	18·4	8·9	4·9	11·8	6·2	7·1	3·2	5·8	9·8	22·5	41·2	8·4
D	28·2	7·3	11·1	6·6	7·4	13·7	10·9	5·5	18·4	13·7	17·9	15·9
J	—	—	—	—	1·1	6·1	5·3	8·5	—	—	38·2	11·3
K	117·9	21·3	17·8	8·4	32·5	—	—	16·7	17·4	—	—	—
L	37·5	—	—	—	20·4	—	—	58·3	—	—	—	—
S	—	—	—	—	21·4	6·8	—	75·0	—	—	—	—
Minch ...	—	—	2·3	11·9	5·6	43·8	—	—	—	—	—	—
C. D. Minch ...	—	13·1	11·9	6·0	6·0	13·1	8·7	36·5	—	16·3	25·1	18·7
Rockall ...	—	—	32·0	—	—	11·8	31·7	—	—	—	—	—
Western Grounds.	31·7	7·1	10·8	6·0	8·5	10·2	9·0	7·7	30·5	75·7	23·2	23·9
Faroe ...	2·7	0·5	0·7	1·2	3·4	1·1	1·8	1·5	3·5	4·9	2·4	1·7
Iceland ...	4·3	1·7	3·7	8·2	2·7	1·0	1·8	3·3	5·8	1·8	1·1	6·0

AVERAGE CATCH OF GURNARD, IN CWTS., PER 100 HOURS' FISHING (ABERDEEN TRAWLERS)—1906.

Area.	Jan.	Feb.	Mar.	April.	May.	June.	July.	Aug.	Sept.	Oct.	Nov.	Dec.
VI	—	0·0	0·0	5·9	0·0	—	—	14·8	0·0	0·0	1·1	—
VII	0·0	0·0	5·0	0·7	0·2	0·0	8·3	—	0·0	—	—	—
VIII	—	—	0·0	0·0	0·0	—	—	—	—	—	—	2·3
IX	—	—	—	—	0·0	—	—	0·0	—	0·0	6·7	—
X	1·7	1·9	0·7	0·3	0·1	0·0	0·0	0·6	0·6	1·2	1·4	0·3
XI	0·0	0·3	0·0	0·1	0·0	0·0	0·0	—	0·0	0·0	0·0	0·0
XII	0·6	0·0	0·0	0·0	0·0	0·0	0·0	0·0	0·0	0·0	0·2	0·2
XIII	0·0	0·0	3·3	0·0	0·4	0·0	1·3	0·0	0·0	0·0	5·0	—
XIV	0·5	0·4	0·4	0·4	—	0·0	0·0	0·7	0·3	0·9	1·8	0·5
XV	0·0	0·0	0·0	1·2	—	—	—	0·0	0·0	0·0	0·0	0·1
XVI	0·0	0·0	0·0	0·0	0·0	—	—	—	—	—	0·0	0·0
XVII ...	0·0	0·0	0·2	0·3	0·4	0·2	0·1	0·2	0·0	0·0	2·0	0·0
XVIII ...	0·0	0·0	0·7	0·8	0·0	0·0	0·0	0·0	0·0	0·4	0·0	0·4
XIX	0·0	0·2	0·0	0·0	0·0	0·1	0·0	0·0	0·0	0·0	0·0	0·0
XX	0·4	0·5	0·1	0·0	0·1	0·0	0·0	0·0	0·0	—	0·0	0·0
XXI	—	—	0·0	0·0	—	—	—	—	—	—	—	—
XXII ...	0·0	—	—	—	—	—	—	—	—	—	—	—
XXIII ...	0·7	0·1	0·1	0·2	0·4	0·0	0·0	0·3	0·5	0·9	2·2	0·5
XXIV ...	0·0	2·5	0·0	—	0·0	0·0	0·0	0·1	0·0	0·1	—	—
XXV ...	0·0	0·8	0·2	0·0	0·0	0·1	0·0	0·0	0·0	0·0	0·0	0·0
XXVI ...	0·2	0·0	0·0	0·0	—	0·0	0·0	0·0	0·0	—	0·0	0·0
XXVII ...	—	—	—	—	—	—	—	0·0	0·0	0·0	0·0	—
XXVIII ...	0·0	0·0	0·0	—	—	—	0·0	—	0·3	0·9	1·3	1·3
XXIX ...	0·8	0·1	0·7	0·7	0·0	0·0	0·1	0·9	1·7	1·6	1·0	1·1
XXX ...	0·0	6·1	0·5	—	—	—	0·1	—	—	1·0	—	0·0
XXXI ...	—	0·0	—	0·0	0·0	0·0	0·0	0·0	0·0	0·0	—	—
XXXII ...	—	—	—	0·0	—	0·0	—	0·0	—	0·0	—	0·0
XXXIII ...	—	—	—	—	—	—	—	—	0·0	—	—	—
XXXIV ...	—	—	—	—	0·3	—	—	—	—	—	—	—
XXXV ...	—	0·0	—	—	—	0·0	—	—	—	—	—	—
XXXVI ...	—	0·2	—	—	0·0	—	—	—	—	—	—	—
XXXVII ...	—	0·0	—	—	0·0	—	—	—	—	—	—	—
XXXVIII ...	—	—	—	—	—	—	—	—	—	—	—	—
XXXIX ...	—	—	—	—	—	—	—	—	—	—	—	—
XL	—	—	—	—	—	—	—	—	—	0·0	—	—
Various—	1·5	0·3	2·1	0·1	0·1	0·1	0·3	0·3	0·9	0·2	1·1	0·3
North Sea.												
C	0·0	0·1	2·8	0·3	0·1	0·0	0·0	0·0	0·0	0·0	2·1	1·4
D	0·1	0·0	0·0	0·0	0·0	0·0	0·3	0·0	2·4	0·8	0·0	0·0
J	—	—	—	—	0·0	0·0	0·0	0·0	—	—	0·0	0·0
K	0·0	3·5	0·3	4·0	1·2	—	—	0·0	0·0	—	—	—
L	0·0	—	—	—	0·0	—	—	0·0	—	—	—	—
S	—	—	—	—	0·9	0·0	—	0·0	—	—	—	—
Minch ...	—	—	0·0	0·0	1·1	0·0	—	—	—	—	—	—
C. D. Minch ...	—	0·0	0·3	1·7	0·0	0·0	2·2	0·0	—	5·1	0·3	1·0
Rockall ...	—	—	0·0	—	—	0·0	6·3	—	—	—	—	—
Western Grounds.	2·8	7·1	14·1	3·0	1·4	0·0	0·9	0·5	1·3	0·8	5·3	0·0
Faroe ...	0·0	0·0	0·0	0·0	0·0	0·0	0·0	0·0	0·0	0·7	0·4	1·0
Iceland ...	0·0	0·0	0·0	0·0	0·0	0·0	0·0	0·0	0·0	0·0	0·0	0·0

AVERAGE CATCH OF CATFISH, IN CWTS., PER 100 HOURS' FISHING (ABERDEEN TRAWLERS)—1906.

Area.	Jan.	Feb.	Mar.	April.	May.	June.	July.	Aug.	Sept.	Oct.	Nov.	Dec.
VI	—	0·4	3·6	1·5	3·1	—	—	0·6	0·0	0·3	0·2	—
VII	0·3	0·0	1·5	2·3	2·2	0·7	3·3	—	1·3	—	—	—
VIII	—	—	1·6	1·5	1·9	—	—	—	—	—	—	0·6
IX	—	—	—	—	0·7	—	—	4·3	—	1·5	0·0	—
X	0·2	0·4	3·4	1·9	1·3	3·2	2·6	0·8	0·7	0·7	0·2	0·5
XI	0·5	1·7	2·6	2·6	3·4	2·1	1·9	—	1·4	0·7	0·6	0·6
XII	0·4	0·5	2·0	2·8	3·1	8·3	5·9	2·2	0·8	0·6	0·3	0·3
XIII	0·1	0·8	3·3	10·8	2·8	2·8	4·2	0·4	0·1	1·1	0·0	—
XIV	0·6	1·8	3·3	5·5	—	5·7	9·1	4·0	1·6	1·1	0·8	0·7
XV	0·4	1·4	3·0	3·5	—	—	—	9·9	2·0	1·4	0·6	0·6
XVI	0·0	0·6	2·1	2·1	3·0	—	—	—	—	—	0·6	1·1
XVII ...	1·3	3·2	4·8	4·4	8·6	3·8	3·8	1·4	0·0	1·5	0·0	0·8
XVIII ...	0·3	1·8	3·3	3·6	1·9	3·1	2·2	1·7	0·9	0·6	0·3	0·0
XIX	0·2	0·9	2·1	2·9	1·1	1·7	1·6	1·9	0·8	1·2	0·4	0·3
XX	0·4	3·2	3·1	6·0	8·4	15·8	8·5	0·2	0·3	—	0·0	0·0
XXI	—	—	7·7	13·8	—	—	—	—	—	—	—	—
XXII ...	2·8	—	—	—	—	—	—	—	—	—	—	—
XXIII ...	1·4	2·5	4·9	7·2	6·2	6·2	4·1	1·9	1·3	1·0	0·9	1·0
XXIV ...	0·0	4·8	4·5	—	3·8	5·0	4·5	2·0	1·7	1·1	—	—
XXV ...	0·2	2·1	2·2	7·1	19·9	16·4	6·6	0·4	0·4	0·7	0·0	0·1
XXVI ...	1·0	5·6	10·9	17·0	—	17·8	23·9	1·0	1·3	—	0·0	4·5
XXVII ...	—	—	—	—	—	—	—	2·5	3·7	0·7	0·0	—
XXVIII ...	2·5	6·2	3·1	—	—	—	9·6	—	2·4	1·9	1·3	1·6
XXIX ...	1·5	2·9	2·7	4·7	6·2	6·7	4·0	2·7	1·4	1·2	1·6	1·1
XXX ...	1·7	1·4	2·7	—	—	—	0·9	—	—	0·5	—	1·4
XXXI ...	—	3·6	—	14·2	21·2	10·0	3·8	0·5	0·1	1·9	—	—
XXXII ...	—	—	—	11·4	—	15·4	—	0·0	—	0·2	—	0·0
XXXIII ...	—	—	—	—	—	—	—	—	4·3	—	—	—
XXXIV ...	—	—	—	—	8·7	—	—	—	—	—	—	—
XXXV ...	—	0·9	—	—	—	15·6	—	—	—	—	—	—
XXXVI ...	—	0·6	—	—	7·5	—	—	—	—	—	—	—
XXXVII ...	—	1·2	—	—	14·8	—	—	—	—	—	—	—
XXXVIII ...	—	—	—	—	—	—	—	—	—	—	—	—
XXXIX ...	—	—	—	—	—	—	—	—	—	—	—	—
XL	—	—	—	—	—	—	—	—	—	0·0	—	—
Various—	0·5	1·0	3·0	3·6	4·0	6·6	3·3	2·2	1·0	0·8	0·6	0·6
North Sea.												
C	0·0	0·1	0·1	0·1	1·2	0·8	0·2	1·4	0·1	0·1	0·3	0·0
D	0·1	0·1	0·5	1·3	1·9	1·8	0·7	0·0	0·0	0·0	0·0	0·0
J	—	—	—	—	0·0	0·0	0·8	0·2	—	—	0·0	0·0
K	0·0	0·1	0·4	1·3	0·9	—	—	0·0	0·0	—	—	—
L	0·0	—	—	—	0·0	—	—	0·0	—	—	—	—
S	—	—	—	—	0·0	0·0	—	0·0	—	—	—	—
Minch ...	—	—	0·2	0·1	0·2	0·0	—	—	—	—	—	—
C. D. Minch ...	—	0·5	1·9	1·4	0·9	1·4	6·3	0·0	—	0·1	0·0	0·0
Rockall ...	—	—	0·0	—	—	0·2	0·0	—	—	—	—	—
Western Grounds.	0·0	0·0	0·7	1·1	0·7	0·5	0·1	0·1	0·0	0·0	0·0	0·1
Faroe ...	29·9	30·7	49·4	24·1	15·8	29·2	18·8	3·0	1·8	1·0	1·6	1·3
Iceland ...	0·5	0·5	16·9	15·1	9·3	6·9	3·1	4·9	1·2	1·4	0·0	0·0

Average Catch of Monk, in cwts., per 100 hours' fishing (Aberdeen Trawlers)—1906.

Area.	Jan.	Feb.	Mar.	April.	May.	June.	July.	Aug.	Sept.	Oct.	Nov.	Dec.
VI	—	5·8	7·2	5·9	4·7	—	—	7·3	4·2	4·2	7·1	—
VII	2·0	3·9	2·5	2·2	1·8	2·9	6·7	—	7·8	—	—	—
VIII	—	—	3·3	1·5	2·3	—	—	—	—	—	—	4·5
IX	—	—	—	—	0·0	—	—	0·0	—	4·0	11·7	—
X	7·3	5·8	4·0	4·5	4·0	0·2	0·9	1·5	4·2	4·4	5·4	4·0
XI	2·5	6·4	3·4	2·2	4·8	4·8	1·3	—	0·0	2·2	2·3	3·9
XII	4·5	4·4	2·4	2·4	2·1	4·2	0·0	0·0	0·7	2·4	3·7	3·5
XIII	18·7	6·3	2·2	2·5	1·4	0·0	1·2	1·7	0·0	3·0	0·0	—
XIV	6·9	5·0	4·6	3·6	—	0·8	1·8	2·0	2·1	3·6	4·1	3·9
XV	3·7	3·0	3·1	2·0	—	—	—	0·0	2·0	4·4	2·4	2·3
XVI	0·5	4·5	1·0	0·9	2·0	—	—	—	—	—	1·8	2·4
XVII ...	3·3	3·4	3·2	2·2	3·0	1·4	2·2	1·4	0·0	3·0	2·9	5·4
XVIII ...	9·2	7·3	6·2	3·9	9·1	6·8	4·8	3·6	2·4	4·6	4·8	5·8
XIX	3·5	3·4	1·6	2·4	8·0	7·1	6·7	5·2	2·0	3·4	3·4	4·3
XX	2·1	1·1	0·9	0·5	0·4	0·4	0·0	0·0	0·0	—	0·0	1·4
XXI	—	—	2·1	0·0	—	—	—	—	—	—	—	—
XXII ...	11·1	—	—	—	—	—	—	—	—	—	—	—
XXIII ...	4·1	2·6	4·9	3·8	4·7	4·3	2·6	4·1	4·4	5·1	4·8	3·9
XXIV ...	5·7	3·1	2·3	—	1·0	3·4	2·0	2·7	1·9	1·8	—	—
XXV ...	2·2	1·4	0·3	0·7	0·5	0·8	0·0	0·2	0·0	0·6	0·5	0·1
XXVI ...	1·0	1·6	1·1	1·1	—	1·1	2·3	0·8	0·9	—	0·0	0·2
XXVII ...	—	—	—	—	—	—	—	3·6	1·0	0·0	0·0	—
XXVIII ...	1·5	1·0	4·2	—	—	—	2·9	—	6·5	2·1	4·5	2·2
XXIX ...	5·1	2·7	2·9	2·9	3·0	2·6	2·1	2·5	3·1	3·1	4·2	2·9
XXX ...	1·2	3·4	0·1	—	—	—	1·2	—	—	2·0	—	0·0
XXXI ...	—	1·4	—	0·0	1·8	0·2	0·0	0·0	0·0	0·0	—	—
XXXII ...	—	—	—	0·0	—	0·0	—	0·0	—	0·0	—	0·0
XXXIII ...	—	—	—	—	—	—	—	—	1·7	—	—	—
XXXIV ...	—	—	—	—	0·6	—	—	—	—	—	—	—
XXXV ...	—	0·4	—	—	—	3·1	—	—	—	—	—	—
XXXVI ...	—	0·2	—	—	0·0	—	—	—	—	—	—	—
XXXVII ...	—	3·0	—	—	0·0	—	—	—	—	—	—	—
XXXVIII ...	—	—	—	—	—	—	—	—	—	—	—	—
XXXIX ...	—	—	—	—	—	—	—	—	—	—	—	—
XL	—	—	—	—	—	—	—	—	—	0·0	—	—
Various—North Sea.	4·1	4·7	3·7	2·3	3·3	1·8	2·8	2·3	2·6	3·2	4·0	3·9
C	0·6	0·1	0·0	0·6	0·4	0·5	0·3	0·0	0·0	0·0	1·4	1·0
D	0·6	0·0	0·2	0·9	0·5	0·6	0·1	0·0	1·5	1·6	0·4	2·1
J	—	—	—	—	0·0	0·6	0·0	1·5	—	—	0·3	0·3
K	7·7	3·5	5·5	0·6	5·2	—	—	0·0	2·7	—	—	—
L	4·2	—	—	—	13·6	—	—	12·5	—	—	—	—
S	—	—	—	—	9·8	4·5	—	41·7	—	—	—	—
Minch ...	—	—	0·1	2·4	1·6	8·6	—	—	—	—	—	—
C. D. Minch...	—	1·4	0·0	0·6	0·2	0·4	1·0	1·0	—	4·2	2·0	3·8
Rockall ...	—	—	0·0	—	—	0·0	0·0	—	—	—	—	—
Western Grounds.	6·9	0·0	1·4	1·0	0·4	1·3	0·3	0·3	1·3	2·5	2·6	2·7
Faroe ...	1·7	0·1	1·3	0·6	0·1	1·1	0·3	0·0	1·2	2·0	1·4	1·3
Iceland ...	0·0	0·0	0·0	0·0	0·2	0·1	1·0	1·9	1·0	0·0	0·0	0·0

AVERAGE CATCH OF SQUID, IN CWTS., PER 100 HOURS' FISHING (ABERDEEN TRAWLERS)—1906.

Area.	Jan.	Feb.	Mar.	April.	May.	June.	July.	Aug.	Sept.	Oct.	Nov.	Dec.
VI	—	0·0	0·0	0·0	0·0	—	—	0·0	0·0	0·0	0·2	—
VII	0·0	0·0	0·0	0·0	0·0	0·0	0·0	—	0·0	0·0	—	—
VIII	—	—	0·0	0·0	0·0	—	—	—	—	—	—	0·0
IX	—	—	—	—	0·0	—	—	0·0	—	0·0	0·0	—
X	6·2	1·4	0·0	0·0	0·0	0·0	0·0	0·0	0·0	0·0	0·5	1·5
XI	0·0	0·5	0·0	0·0	0·0	0·0	0·0	—	0·0	0·0	0·0	0·3
XII	0·4	0·1	0·0	0·0	0·0	0·0	0·0	0·0	0·0	0·0	0·1	0·1
XIII	1·1	0·8	0·4	0·0	0·0	0·0	0·0	0·0	0·0	0·0	0·5	—
XIV	2·6	0·7	0·1	0·0	—	0·0	0·0	0·0	0·0	0·1	1·4	3·0
XV	0·9	0·6	0·1	0·0	—	—	—	0·0	0·0	0·0	0·2	0·6
XVI	0·8	0·2	0·0	0·0	0·0	—	—	—	—	—	0·0	0·0
XVII ...	2·3	0·3	0·0	0·0	0·0	0·0	0·0	0·0	0·0	0·0	2·0	1·3
XVIII ...	1·1	0·5	0·0	0·0	0·0	0·0	0·0	0·0	0·0	0·1	0·9	2·6
XIX	1·1	0·4	0·1	0·0	0·0	0·0	0·0	0·0	0·0	0·0	0·4	1·6
XX	1·1	0·2	0·0	0·0	0·0	0·0	0·0	0·0	0·0	—	0·5	1·4
XXI	—	—	0·0	0·0	—	—	—	—	—	—	—	—
XXII ...	5·6	—	—	—	—	—	—	—	—	—	—	—
XXIII ...	1·4	0·5	0·0	0·0	0·0	0·0	0·0	0·0	0·0	1·4	3·6	3·5
XXIV ...	2·5	1·9	0·4	—	0·0	0·0	0·0	0·0	0·0	0·0	—	—
XXV ...	3·3	0·1	0·0	0·0	0·0	0·0	0·0	0·0	0·0	0·0	0·0	0·8
XXVI ...	1·2	0·3	0·0	0·0	—	0·0	0·0	0·0	0·0	—	0·0	1·6
XXVII ...	—	—	—	—	—	—	—	0·0	0·0	0·0	8·3	—
XXVIII ...	0·5	0·3	0·0	—	—	—	0·0	—	0·0	0·6	2·9	5·4
XXIX ...	0·4	0·0	0·0	0·0	0·0	0·0	0·0	0·0	0·0	0·6	1·6	4·3
XXX ...	0·6	0·9	0·0	—	—	—	0·0	—	—	0·0	—	6·9
XXXI ...	—	0·9	—	0·0	0·0	0·0	0·0	0·0	0·0	0·0	—	—
XXXII ...	—	—	—	0·0	—	0·0	—	0·0	—	0·0	—	2·6
XXXIII ...	—	—	—	—	—	—	—	—	0·0	—	—	—
XXXIV ...	—	—	—	—	0·0	—	—	—	—	—	—	—
XXXV ...	—	0·0	—	—	—	0·0	—	—	—	—	—	—
XXXVI ...	—	0·1	—	—	0·0	—	—	—	—	—	—	—
XXXVII ...	—	0·0	—	—	0·0	—	—	—	—	—	—	—
XXXVIII ...	—	—	—	—	—	—	—	—	—	—	—	—
XXXIX ...	—	—	—	—	—	—	—	—	—	—	—	—
XL	—	—	—	—	—	—	—	—	—	0·0	—	—
Various—North Sea.	1·6	0·6	0·1	0·0	0·0	0·0	0·0	0·0	0·0	0·1	0·6	0·8
C	1·3	0·2	0·0	0·0	0·0	0·0	0·0	0·0	0·0	0·0	10·9	2·8
D	2·7	0·2	0·0	0·0	0·0	0·0	0.0	0·0	0·0	0·7	1·7	2·0
J	—	—	—	—	0·0	0·0	0·0	0·0	—	—	4·0	2·7
K	1·3	1·5	0·0	0·0	0·0	—	—	0·0	0·0	—	—	—
L	0·0	—	—	—	0·0	—	—	0·0	—	—	—	—
S	—	—	—	—	0·0	0·0	—	0·0	—	—	—	—
Minch ...	—	—	0·0	0·0	0·0	0·0	—	—	—	—	—	—
C. D. Minch...	—	0·0	0·0	0·0	0·0	0·0	0·0	0·0	—	0·0	4·8	1·3
Rockall ...	—	—	0·0	—	—	0·0	0·0	—	—	—	—	—
Western Grounds.	2·3	12·5	0·0	0·0	0·0	0·0	0·3	0·0	0·0	0·0	3·3	2·0
Faroe ...	0·0	0·0	0·0	0·0	0·0	0·0	0·0	0·0	0·0	0·0	2·0	0·0
Iceland ...	0·0	0·0	0·0	0·0	0·0	0·0	0·0	0·0	0·0	0·0	0·0	0·0

AVERAGE VALUE OF CATCH, IN POUNDS STERLING, PER 100 HOURS' FISHING (ABERDEEN TRAWLERS)—1906.

Area.	Jan.	Feb.	Mar.	April.	May.	June.	July.	Aug.	Sept.	Oct.	Nov.	Dec.	Mean.
VI	—	124·2	108·6	106·9	176·3	—	—	165·5	90·0	181·1	214·3	—	145·9
VII	235·9	145·5	326·5	178·8	150·8	189·8	133·9	—	156·8	—	—	—	189·8
VIII	—	—	230·9	132·3	127·1	—	—	—	—	—	—	212·5	175·7
IX	—	—	—	—	232·4	—	—	103·9	—	331·1	280·1	—	236·9
X	227·4	306·8	216·0	147·7	155·1	162·1	117·1	116·6	161·7	179·6	204·6	105·4	175·0
XI	185·4	150·9	189·6	138·7	165·8	118·1	48·3	—	107·4	155·7	143·8	185·3	144·9
XII	209·2	236·9	131·4	135·8	178·9	143·1	95·3	144·3	117·3	158·1	161·6	194·7	153·9
XIII	168·2	171·1	151·3	147·3	156·1	97·0	121·3	211·5	126·1	273·0	165·9	167·0	162·6
XIV	181·8	168·0	207·9	100·2	—	72·3	205·0	128·8	155·4	171·2	223·2	182·2	163·6
XV	156·8	180·7	158·2	132·0	—	—	—	120·5	56·9	148·4	156·4	169·4	142·6
XVI	109·7	207·2	185·3	87·2	176·9	—	—	—	—	—	136·4	181·1	154·8
XVII ...	248·5	150·2	173·5	126·0	143·1	133·7	114·2	172·3	58·3	113·5	155·3	220·5	150·8
XVIII ...	119·4	151·1	146·4	102·8	95·1	71·3	81·6	98·9	107·9	100·7	130·3	142·3	112·3
XIX	148·9	163·9	147·5	141·4	119·4	77·2	99·3	99·1	105·6	88·2	91·3	109·5	115·9
XX	168·2	189·1	104·9	135·3	106·4	76·6	39·9	64·3	40·7	—	135·8	69·3	108·2
XXI	—	—	412·7	185·7	—	—	—	—	—	—	—	—	299·2
XXII ...	354·2	—	—	—	—	—	—	—	—	—	—	—	—
XXIII ...	116·3	101·7	116·8	113·0	98·2	121·6	77·4	94·6	103·9	125·8	118·8	132·8	110·1
XXIV ...	142·9	225·4	194·3	—	70·3	67·7	75·3	89·7	87·3	101·4	140·9	—	119·5
XXV ...	218·4	202·4	106·5	125·7	116·7	74·1	54·0	77·6	102·6	129·5	179·3	155·1	128·5
XXVI ...	149·2	178·8	201·1	220·3	—	67·9	116·9	86·1	62·8	—	—	136·7	135·5
XXVII ...	—	—	—	—	—	—	—	178·2	154·0	502·2	1004·2	—	459·7
XXVIII ...	116·0	82·2	161·4	—	—	—	79·5	—	124·8	115·8	107·3	230·2	113·0
XXIX ...	103·9	96·3	94·6	78·0	70·6	67·3	73·2	72·9	72·1	81·4	115·3	134·9	88·4
XXX ...	80·3	138·2	70·8	—	—	—	23·2	—	—	89·3	—	145·8	91·3
XXXI ...	—	178·6	—	107·5	86·2	64·9	73·3	57·8	91·8	157·4	—	—	102·2
XXXII ...	—	—	—	121·1	—	61·3	—	124·6	—	83·0	—	249·6	127·9
XXXIII ...	—	—	—	—	—	—	—	—	282·6	—	—	—	—
XXXIV ...	—	—	—	—	67·5	—	—	—	—	—	—	—	—
XXXV ...	—	131·7	—	—	—	55·1	—	—	—	—	—	—	93·4
XXXVI ...	—	148·7	—	—	71·7	—	—	—	—	—	—	—	110·2
XXXVII ...	—	115·9	—	—	87·0	—	—	—	—	—	—	—	101·4
XXXVIII ...	—	—	—	—	—	—	—	—	—	—	—	—	—
XL	—	—	—	—	—	—	—	—	—	330·9	—	—	—
XLI	—	—	—	—	—	—	—	—	—	—	—	—	—
C	643·3	541·7	312·6	316·3	221·6	170·9	167·2	218·4	259·1	235·0	348·9	386·6	270·2
D	277·2	666·9	531·5	235·4	193·9	140·5	188·6	231·5	190·3	119·1	185·5	328·9	274·1
J	—	—	—	—	330·3	294·9	235·1	276·6	—	—	448·7	370·9	326·1
K	302·6	236·7	289·0	267·1	258·7	—	—	205·6	161·4	—	—	—	245 9
L	107·9	—	—	—	113·4	—	—	166·8	—	—	—	—	129·4
S	—	—	—	—	433·4	576·8	—	438·5	—	—	—	—	484·6
Minch ...	—	—	350·9	141·3	208·2	107·8	—	—	—	—	—	—	202·0
C. D. Minch ...	—	331·5	290·9	157·6	219·0	138·2	124·1	164·8	—	188·9	232·4	251·0	209·8
Rockall ...	—	—	218·3	—	—	209·7	130·6	—	—	—	—	—	—
Other Western Grounds.	383·3	345·7	271·8	214·3	235·9	126·6	150·2	191·9	126·3	229·9	195·7	439·3	242·6
Faroe ...	511·9	345·9	503·9	373·5	256·9	152·1	171·8	151·0	212·3	226·8	227·3	233·8	280·6
Iceland ...	505·5	409·6	713·9	733·1	422·7	265·5	162·7	194·7	99·8	27·9	77·3	314·9	327·3
Various—North Sea.	151·5	185·5	161·6	116·0	114·4	76·0	92·7	108·2	116·6	150·5	157·5	165·6	133·0

Average Catch of Cod, in cwts., per 100 hours' fishing (Aberdeen Trawlers)—1907.

Area.	Jan.	Feb.	Mar.	April.	May.	June.	July.	Aug.	Sept.	Oct.	Nov.	Dec.
VI	—	—	43·4	21·1	29·3	42·6	218·8	—	18·8	39·1	—	14·1
VII	10·3	14·0	23·6	7·6	4·1	—	—	—	—	—	—	19·3
VIII	19·8	—	16·2	13·0	—	—	—	6·8	—	—	—	22·5
IX	—	—	—	—	64·2	14·0	50·8	16·7	—	—	—	117·5
X	18·0	23·3	71·5	38·2	29·9	38·5	43·7	24·6	27·7	19·4	12·8	11·9
XI	12·5	3·3	8·0	8·1	—	73·4	—	—	—	17·4	23·1	21·1
XII	10·9	12·3	14·1	10·7	23·6	—	9·8	—	—	9·9	23·4	12·3
XIII	—	32·4	12·0	284·0	96·5	118·6	41·7	53·1	20·5	26·0	35·4	79·3
XIV	36·4	25·3	22·4	12·8	—	40·9	41·5	42·7	39·7	33·2	29·4	20·9
XV	19·5	12·9	13·1	12·3	—	—	—	—	33·3	—	20·8	19·4
XVI	8·6	8·1	17·2	23·9	—	—	—	20·8	—	8·1	17·3	—
XVII	24·6	51·5	109·9	78·6	57·3	64·3	371·4	—	20·5	27·4	21·6	12·3
XVIII ...	22·7	25·2	34·3	18·8	30·6	35·4	55·5	48·4	33·6	24·4	27·6	20·6
XIX	18·0	10·8	15·9	27·1	22·2	27·9	42·9	53·7	30·6	10·6	19·1	21·3
XX	18·4	14·0	19·2	19·4	15·6	20·4	—	—	—	—	7·9	13·5
XXI	32·9	—	—	7·5	—	—	—	—	—	—	—	—
XXII ...	13·3	18·1	—	—	—	—	—	—	23·2	—	—	84·4
XXIII ...	17·6	26·8	15·1	20·5	17·3	5·9	22·8	20·4	19·6	10·6	8·4	12·4
XXIV ...	15·0	67·2	34·9	38·0	16·2	—	47·6	45·3	19·6	23·7	6·1	15·2
XXV	108·8	76·0	70·6	19·2	24·3	—	—	—	4·3	—	—	7·5
XXVI ...	15·6	14·8	49·8	13·8	32·4	—	—	—	20·0	9·7	—	15·8
XXVII ...	106·3	—	—	—	—	—	100·0	18·8	36·7	26·7	—	—
XXVIII ...	3·5	19·5	4·5	13·7	15·2	—	—	8·3	6·1	5·9	4·0	2·7
XXIX ...	12·1	6·7	8·4	25·1	10·4	4·0	4·7	4·2	5·5	4·8	4·7	2·0
XXX ...	13·0	—	—	—	—	3·3	—	—	1·9	—	—	48·7
XXXI ...	—	24·0	—	—	—	—	—	—	—	—	6·3	—
XXXIII ...	—	—	—	—	—	—	—	—	23·3	—	—	—
XXXIV ...	—	—	—	—	—	—	—	—	38·6	—	—	—
XXXV ...	—	—	—	—	—	—	—	—	—	301·7	—	—
XXXVI ...	—	—	—	20·0	—	—	—	—	—	—	—	—
XXXVII ...	—	—	—	—	—	—	—	34·2	—	—	—	—
XLI	—	—	—	—	—	—	—	—	—	—	14·7	—
Various North Sea.	21·7	23·1	28·6	16·3	23·9	36·3	47·5	32·0	24·8	22·1	22·3	24·2
C	46·7	98·3	74·5	39·8	53·3	43·9	38·9	70·0	55·9	39·6	35·6	77·6
D	64·9	81·6	176·5	83·4	53·6	40·0	71·3	23·4	56·4	45·2	25·5	86·6
J	15·0	0·0	70·8	—	11·1	258·9	111·6	40·5	108·0	7·8	22·3	—
K	109·3	166·1	139·7	113·3	110·9	0·0	131·0	138·2	248·5	—	—	0·0
N	—	—	—	—	—	—	—	—	—	16·0	12·0	—
S	—	—	153·0	94·5	—	—	—	—	—	—	218·2	280·0
Minch ...	57·1	18·9	53·7	74·9	—	—	—	—	—	—	—	19·4
C.D. and Minch.	38·4	59·6	31·9	86·5	57·0	26·1	77·6	33·3	0·0	11·7	—	22·8
Rockall ...	—	—	—	—	—	246·5	—	—	—	—	—	—
Other Western Grounds.	39·2	121·2	56·0	45·6	70·2	57·4	56·7	42·5	65·0	17·1	—	48·5
Faroe ...	40·9	69·3	177·9	225·6	90·9	115·9	25·2	13·6	26·2	22·0	8·9	39·6
Iceland ...	486·2	514·3	620·9	936·7	614·5	377·8	282·2	203·9	77·2	54·5	52·2	220·3

AVERAGE CATCH OF CODLING, IN CWTS., PER 100 HOURS' FISHING (ABERDEEN TRAWLERS)—1907.

Areas.	Jan.	Feb.	Mar.	April.	May.	June.	July.	Aug.	Sept.	Oct.	Nov.	Dec.
VI	—	—	5·9	9·0	22·9	31·3	123·4	—	24·4	30·4	—	14·1
VII	6·5	2·6	8·7	6·4	7·4	—	—	—	—	—	—	12·3
VIII	8·3	—	6·5	14·1	—	—	—	7·5	—	—	—	11·0
IX	—	—	—	—	18·1	16·0	32·7	23·3	—	—	—	65·0
X	14·2	14·7	19·0	15·9	23·3	29·4	23·3	38·4	21·2	15·6	13·0	16·6
XI	9·8	11·1	6·5	7·2	—	13·2	—	—	—	9·1	7·8	10·5
XII	8·1	10·0	5·9	6·3	12·9	—	4·3	—	—	5·7	10·2	6·9
XIII	—	9·8	47·2	42·1	13·4	35·9	50·0	11·9	28·1	50·1	31·8	42·6
XIV	17·7	13·6	6·5	11·7	—	24·2	27·8	31·3	24·3	15·9	19·4	14·2
XV	15·0	11·3	6·2	10·6	—	—	—	—	8·3	—	9·4	11·3
XVI	6·6	11·9	12·9	10·6	—	—	—	13·3	—	11·3	8·4	—
XVII... ...	11·4	14·4	10·3	18·9	15·8	9·7	28·2	—	33·2	34·8	28·1	19·4
XVIII ...	5·2	5·2	4·2	3·6	4·8	5·2	6·6	4·6	5·8	5·2	5·3	7·8
XIX	9·4	7·4	5·5	10·4	8·9	7·8	9·3	8·4	4·5	6·6	5·3	9·2
XX	5·1	4·4	5·1	6·1	1·2	5·6	—	—	—	—	4·2	5·8
XXI	3·4	—	—	9·6	—	—	—	—	—	—	—	—
XXII ...	15·8	12·5	—	—	—	—	—	—	150·0	—	—	18·8
XXIII ...	13·7	13·3	10·2	6·4	7·4	7·6	11·7	10·8	19·9	15·2	18·2	12·3
XXIV ...	4·2	3·9	8·2	7·2	4·3	—	8·7	4·3	4·0	2·6	9·5	4·7
XXV	10·9	4·9	10·3	4·5	1·9	—	—	—	12·3	—	—	3·9
XXVI ...	4·0	1·8	4·9	2·5	6·8	—	—	—	17·1	8·4	—	8·8
XXVII ...	87·5	—	—	—	—	—	16·7	13·1	26·9	22·1	—	—
XXVIII ...	13·5	19·5	14·0	4·0	17·1	—	—	17·9	54·5	51·0	49·8	19·2
XXIX ...	13·5	12·2	18·1	6·4	4·8	6·6	5·4	4·9	6·3	8·1	20·8	20·4
XXX ...	9·0	—	—	—	—	3·3	—	—	1·9	—	—	23·8
XXXI ...	—	7·6	—	—	—	—	—	—	—	—	13·9	—
XXXIII ...	—	—	—	—	—	—	—	—	31·9	—	—	—
XXXIV ...	—	—	—	—	—	—	—	—	59·1	—	—	—
XXXV ...	—	—	—	—	—	—	—	—	—	32·1	—	—
XXXVI ...	—	—	—	4·7	—	—	—	—	—	—	—	—
XXXVII ...	—	—	—	—	—	—	—	5·4	—	—	—	—
XLI	—	—	—	—	—	—	—	—	—	—	21·4	—
Various North Sea.	12·6	10·1	9·0	7·8	11·6	22·6	14·7	21·6	13·2	13·3	11·7	13·1
C	73·4	89·6	105·0	24·1	22·4	14·0	8·3	9·6	12·1	19·0	30·2	44·4
D	52·4	85·0	33·9	22·5	21·8	19·5	30·7	18·8	19·6	51·2	21·0	48·3
J	54·0	—	18·3	—	9·5	21·4	12·7	9·5	8·5	9·4	16·0	—
K	17·0	32·4	21·2	29·4	29·8	—	14·2	20·6	40·5	—	—	11·1
N	—	—	—	—	—	—	—	—	—	0·6	0·5	—
S	—	—	8·1	0·3	—	—	—	—	—	—	0·0	2·9
Minch ...	28·1	16·7	20·3	22·8	—	—	—	—	—	—	—	62·5
C.D. and Minch.	36·4	67·9	56·9	29·4	24·5	15·0	25·5	2·4	—	9·7	—	23·2
Rockall ...	—	—	—	—	—	38·9	—	—	—	—	—	—
Other Western Grounds.	12·7	57·7	25·9	19·7	12·7	8·0	7·2	15·3	7·8	18·9	—	26·8
Faroe ...	220·9	153·2	135·5	140·1	87·6	140·3	103·7	86·1	80·7	76·4	57·7	93·5
Iceland ...	14·2	65·0	61·2	111·6	61·0	58·9	31·9	11·3	6·0	7·6	6·0	5·8

Average Catch of Total Cod and Codling, in cwts., per 100 hours' fishing (Aberdeen Trawlers)—1907.

Areas.	Jan.	Feb.	Mar.	April.	May.	June.	July.	Aug.	Sept.	Oct.	Nov.	Dec.
VI	—	—	49·3	30·2	52·3	73·8	342·2	—	43·1	69·5	—	28·3
VII	16·8	16·5	32·3	14·0	11·5	—	—	—	—	—	—	31·6
VIII	28·1	—	22·7	27·1	—	—	—	14·3	—	—	—	33·5
IX	—	—	—	—	82·3	30·0	83·5	40·0	—	—	—	182·5
X	32·2	38·0	90·6	54·2	53·2	67·9	67·0	62·9	49·0	35·0	25·8	28·5
XI	22·3	14·4	14·5	15·3	—	86·5	—	—	—	26·5	30·9	31·6
XII	19·0	22·3	20·0	17·0	36·4	—	14·1	—	—	15·6	33·7	19·2
XIII	—	42·2	59·3	326·1	109·9	154·5	91·7	65·1	48·7	76·0	67·2	122·0
XIV	54·0	38·9	28·9	24·5	—	65·1	69·3	73·9	64·0	49·2	48·8	35·1
XV	34·5	24·2	19·2	22·8	—	—	—	—	41·7	—	30·2	30·7
XVI	15·1	20·0	30·1	34·4	—	—	—	34·2	—	19·4	25·7	—
XVII	35·9	65·9	120·2	97·6	73·1	74·0	399·6	—	53·7	62·1	49·7	31·6
XVIII ...	27·9	30·3	38·5	22·4	35·4	40·6	62·1	53·0	39·4	29·6	32·9	28·4
XIX	27·4	18·2	21·5	37·5	31·1	35·7	52·2	62·1	35·1	17·2	24·4	30·5
XX	23·5	18·4	24·3	25·5	16·8	26·0	—	—	—	—	12·1	19·3
XXI	36·3	—	—	17·1	—	—	—	—	—	—	—	—
XXII ...	29·2	30·6	—	—	—	—	—	—	173·2	—	—	103·1
XXIII ...	31·3	40·1	25·3	27·0	24·6	13·5	34·6	31·2	39·4	25·8	26·7	24·7
XXIV ...	19·2	71·1	43·1	45·2	20·5	—	56·2	49·6	23·7	26·3	15·6	19·9
XXV ...	119·8	80·9	80·8	23·7	26·2	—	—	—	16·5	—	—	11·4
XXVI ...	19·6	16·5	54·7	16·3	39·2	—	—	—	37·1	18·1	—	24·6
XXVII ...	193·8	—	—	—	—	—	116·7	31·9	63·6	48·8	—	—
XXVIII ...	17·0	39·0	18·6	17·7	32·2	—	—	26·3	60·6	57·0	53·8	22·0
XXIX ...	25·6	18·9	26·5	31·5	15·2	10·6	10·2	9·1	11·7	13·0	25·5	22·4
XXX ...	22·0	—	—	—	—	6·7	—	—	3·8	—	—	72·5
XXXI ...	—	31·6	—	—	—	—	—	—	—	—	20·1	—
XXXIII ...	—	—	—	—	—	—	—	—	55·2	—	—	—
XXXIV ...	—	—	—	—	—	—	—	—	97·7	—	—	—
XXXV ...	—	—	—	—	—	—	—	—	—	333·9	—	—
XXXVI ...	—	—	—	24·7	—	—	—	—	—	—	—	—
XXXVII ...	—	—	—	—	—	—	—	39·6	—	—	—	—
XLI	—	—	—	—	—	—	—	—	—	—	36·2	—
Various North Sea.	34·4	33·2	37·5	24·2	35·5	58·9	62·2	53·6	37·9	35·4	34·1	37·4
C	120·1	187·9	179·5	63·9	75·7	58·0	47·2	79·6	68·0	58·6	65·9	122·0
D	117·3	166·5	210·5	105·9	75·4	59·5	102·0	42·1	76·0	96·4	46·5	134·9
J	69·0	—	89·2	—	20·6	280·3	124·3	50·0	116·5	17·2	38·4	—
K	126·2	198·5	160·9	142·6	140·7	—	145·2	158·8	289·0	—	—	11·1
N	—	—	—	—	—	—	—	—	—	16·6	12·5	—
S	—	—	161·0	94·8	—	—	—	—	—	—	218·2	282·9
Minch ...	85·2	35·3	74·0	97·7	—	—	—	—	—	—	—	82·0
C.D. and Minch.	74·8	127·6	83·9	115·9	81·4	41·1	103·1	35·7	—	21·4	—	46·0
Rockall	—	—	—	—	—	285·4	—	—	—	—	—	—
Other Western Grounds.	51·9	196·8	81·8	65·4	82·9	65·4	63·8	57·8	72·8	36·0	—	75·3
Faroe ...	261·8	222·4	313·4	365·7	178·4	256·2	128·9	99·7	106·9	98·4	66·6	133·2
Iceland ...	500·4	579·3	682·2	1048·3	675·5	436·7	314·2	215·2	83·2	62·1	68·1	226·1

AVERAGE CATCH OF LING, IN CWTS., PER 100 HOURS' FISHING (ABERDEEN TRAWLERS)—1907.

Areas.	Jan.	Feb.	Mar.	April.	May.	June.	July.	Aug.	Sept.	Oct.	Nov.	Dec.
VI	—	—	8·8	37·7	63·3	87·6	73·9	—	21·3	50·6	—	18·5
VII	16·8	0·5	28·4	30·5	39·2	—	—	—	—	—	—	40·6
VIII	33·0	—	22·9	73·6	—	—	—	212·0	—	—	—	22·0
IX	—	—	—	—	58·1	2·0	14·5	7·8	—	—	—	35·0
X	4·9	3·6	10·9	22·3	37·6	55·3	11·1	7·2	29·6	35·2	27·1	4·4
XI	7·3	2·2	20·7	16·9	—	82·3	—	—	—	38·8	66·0	13·8
XII	11·5	9·3	21·0	19·1	40·0	—	97·1	—	—	22·2	34·2	5·6
XIII	—	7·8	0·3	2·1	5·2	15·6	0·0	44·7	21·9	6·9	10·1	21·6
XIV	11·4	7·9	14·1	6·8	—	15·7	10·9	12·8	16·0	19·9	10·1	8·9
XV	9·6	10·3	11·0	15·2	—	—	—	—	3·0	—	12·5	13·8
XVI	5·0	31·3	4·7	17·4	—	—	—	277·8	—	8·8	6·5	—
XVII ...	3·2	2·8	2·7	2·6	2·3	2·9	3·7	—	1·0	4·7	0·9	2·8
XVIII ...	6·6	8·9	10·5	9·4	10·6	16·1	21·3	16·5	16·9	13·6	15·2	11·9
XIX	5·4	9·5	2·8	15·0	7·7	9·5	13·1	11·4	8·6	5·4	17·0	4·9
XX	4·4	4·2	6·0	7·2	0·5	8·9	—	—	—	—	6·3	2·5
XXI	4·2	—	—	5·4	—	—	—	—	—	—	—	—
XXII ...	5·0	2·3	—	—	—	—	—	—	25·0	—	—	5·2
XXIII ...	4·9	2·8	3·1	3·0	3·8	4·2	10·8	7·5	6·3	5·4	3·8	5·1
XXIV ...	8·1	4·3	3·9	6·7	5·9	—	11·1	12·6	7·4	6·3	6·5	6·3
XXV	4·5	4·0	4·0	8·5	1·2	—	—	—	0·8	—	—	1·5
XXVI ...	4·2	3·0	6·0	3·8	2·3	—	—	—	3·3	2·5	—	4·4
XXVII ...	36·4	—	—	—	—	—	2·7	2·8	4·4	7·8	—	—
XXVIII ...	1·3	1·9	0·5	0·5	2·4	—	—	1·7	1·5	1·8	1·2	0·7
XXIX ...	3·6	0·8	1·7	2·1	3·3	4·2	1·7	1·3	2·0	1·8	2·0	0·4
XXX ...	12·0	—	—	—	—	1·4	—	—	0·3	—	—	8·9
XXXI ...	—	0·0	—	—	—	—	—	—	—	—	1·2	—
XXXIII ...	—	—	—	—	—	—	—	—	5·6	—	—	—
XXXIV ...	—	—	—	—	—	—	—	—	31·7	—	—	—
XXXV ...	—	—	—	—	—	—	—	—	—	105·3	—	—
XXXVI ...	—	—	—	9·0	—	—	—	—	—	—	—	—
XXXVII ...	—	—	—	—	—	—	—	6·2	—	—	—	—
XLI	—	—	—	—	—	—	—	—	—	—	0·0	—
Various North Sea.	7·4	6·9	12·8	15·0	19·7	34·8	15·6	13·4	16·7	15·3	17·8	10·2
C	1·3	0·7	1·0	3·0	2·2	1·8	12·6	56·0	43·8	28·1	11·2	6·0
D	0·9	2·3	8·6	2·4	1·3	4·1	5·1	2·8	12·7	9·3	0·9	2·5
J	2·0	—	2·2	—	1·2	3·5	18·0	9·4	5·4	0·0	4·5	—
K	15·4	10·9	21·6	19·0	10·4	—	11·0	18·8	2·6	—	—	0·0
N	—	—	—	—	—	—	—	—	—	99·5	66·7	—
S	—	—	105·4	53·3	—	—	—	—	—	—	260·0	201·2
Minch ...	8·2	4·4	14·5	25·8	—	—	—	—	—	—	—	1·4
C.D. and Minch.	3·3	1·7	0·4	2·7	3·2	2·2	3·1	0·0	—	8·6	—	1·9
Rockall ...	—	—	—	—	—	34·3	—	—	—	—	—	—
Other Western Grounds.	5·6	4·7	14·0	5·8	4·2	6·9	20·0	7·7	12·4	5·2	—	18·9
Faroe ...	3·0	3·5	5·9	3·8	5·3	4·9	3·3	1·7	5·6	2·3	16·9	3·0
Iceland ...	10·4	8·8	8·4	90·3	87·5	48·5	3·7	29·6	17·2	13·3	6·9	17·3

Average Catch of Tusk, in cwts., per 100 hours' fishing (Aberdeen Trawlers)—1907.

Areas.	Jan.	Feb.	Mar.	April.	May.	June.	July.	Aug.	Sept.	Oct.	Nov.	Dec.
VI	—	—	0·4	1·8	0·2	1·0	0·0	—	0·0	2·2	—	0·0
VII	0·3	0·0	0·9	1·2	2·3	—	—	—	—	—	—	0·9
VIII	1·0	—	1·0	6·2	—	—	—	1·0	—	—	—	0·8
IX	—	—	—	—	0·3	0·0	0·1	0·0	—	—	—	0·0
X	0·3	0·1	0·8	0·9	0·6	0·7	0·1	0·0	0·9	1·5	1·3	0·2
XI	0·3	0·3	1·3	1·1	—	2·0	—	—	—	2·6	3·4	0·4
XII	0·3	0·4	0·7	0·9	1·4	—	0·0	—	—	0·3	1·0	0·5
XIII	—	0·4	0·0	0·0	0·0	0·1	0·0	0·8	0·4	0·0	0·2	0·6
XIV	0·9	0·6	0·8	1·1	—	0·0	0·1	0·2	0·8	1·2	0·5	0·5
XV	0·9	0·8	0·5	0·7	—	—	—	—	0·6	—	0·5	0·7
XVI	0·3	0·0	0·0	1·1	—	—	—	3·3	—	0·6	0·6	—
XVII... ...	0·0	0·0	0·0	0·0	0·0	0·0	0·0	—	0·0	0·0	0·0	0·0
XVIII ...	0·2	0·2	0·3	0·2	0·4	0·5	0·5	0·3	0·3	0·2	0·0	0·3
XIX	0·4	0·2	0·0	0·0	0·4	0·4	0·7	0·2	0·0	0·9	0·9	0·2
XX	0·4	0·2	0·1	0·1	0·0	0·0	—	—	—	—	1·1	0·3
XXI	0·0	—	—	0·4	—	—	—	—	—	—	—	—
XXII ...	0·0	0·0	—	—	—	—	—	—	0·0	—	—	0·0
XXIII ...	0·0	0·0	0·0	0·0	0·0	0·1	0·0	0·0	0·0	0·2	0·0	0·0
XXIV ...	0·2	0·2	0·0	0·0	0·0	—	0·2	0·1	0·0	0·1	0·0	0·2
XXV	0·5	0·1	0·1	0·4	0·0	—	—	—	0·0	—	—	0·0
XXVI ...	0·0	0·0	0·1	0·0	0·0	—	—	—	0·0	0·0	—	0·0
XXVII ...	0·0	—	—	—	—	—	0·0	0·0	0·0	0·0	—	—
XXVIII ...	0·0	0·0	0·0	0·0	0·0	—	—	0·0	0·0	0·0	0·0	0·0
XXIX ...	0·0	0·0	0·0	0·0	0·0	0·0	0·0	0·0	0·0	0·0	0·0	0·0
XXX ...	1·0	—	—	—	—	0·0	—	—	0·0	—	—	0·0
XXXI ...	—	0·0	—	—	—	—	—	—	—	—	0·0	—
XXXIII ...	—	—	—	—	—	—	—	—	0·0	—	—	—
XXXIV ...	—	—	—	—	—	—	—	—	0·0	—	—	—
XXXV ...	—	—	—	—	—	—	—	—	—	0·0	—	—
XXXVI ...	—	—	—	0·0	—	—	—	—	—	—	—	—
XXXVII ...	—	—	—	—	—	—	—	0·0	—	—	—	—
XLI	—	—	—	—	—	—	—	—	—	—	0·0	—
Various North Sea.	0·4	0·3	0·6	0·8	0·5	0·6	0·1	0·1	0·7	0·7	0·7	0·6
C	0·0	0·0	0·0	0·0	0·0	0·0	0·3	0·9	0·5	0·9	0·1	0·0
D	0·0	0·0	0·0	0·0	0·0	0·0	0·0	0·0	0·1	0·2	0·0	0·0
J	0·0	—	0·0	—	0·0	0·0	0·2	0·0	0·0	0·0	0·0	—
K	0·0	0·0	0·0	0·1	0·0	—	0·0	0·5	0·0	—	—	0·0
N	—	—	—	—	—	—	—	—	—	0·6	0·0	—
S	—	—	1·3	0·0	—	—	—	—	—	—	0·0	0·3
Minch ...	0·0	0·0	0·4	0·0	—	—	—	—	—	—	—	0·0
C.D. and Minch.	0·0	0·0	0·0	0·0	0·0	0·0	0·0	0·0	—	0·7	—	0·0
Rockall ...	—	—	—	—	—	0·0	—	—	—	—	—	—
Other Western Grounds.	0·0	0·0	0·4	0·0	0·3	0·1	0·0	0·0	0·0	0·2	—	0·0
Faroe ...	0·9	0·7	0·9	0·6	0·8	0·7	0·4	0·0	1·6	0·8	0·0	0·1
Iceland ...	0·0	0·0	0·0	0·3	0·4	0·1	0·0	0·6	0·2	0·3	0·0	0·0

AVERAGE CATCH OF SAITHE, IN CWTS., PER 100 HOURS' FISHING (ABERDEEN TRAWLERS)—1907.

Areas.	Jan.	Feb.	Mar.	April.	May.	June.	July.	Aug.	Sept.	Oct.	Nov.	Dec.
VI	—	—	41·2	7·4	56·5	45·5	0·0	—	4·5	7·7	—	9·2
VII	13·6	12·5	75·4	14·8	10·7	—	—	—	—	—	—	52·9
VIII	35·4	—	11·5	31·2	—	—	—	122·5	—	—	—	5·3
IX	—	—	—	—	126·4	1·5	16·9	0·6	—	—	—	2·5
X	2·1	1·2	5·7	13·1	39·7	51·4	22·1	2·4	7·2	10·2	11·5	3·3
XI	6·8	14·0	28·1	9·7	—	560·6	—	—	—	40·1	31·1	46·3
XII	26·1	52·9	27·6	27·4	49·3	—	80·9	—	—	35·6	62·2	6·7
XIII	—	3·1	0·0	0·5	5·4	14·3	0·8	0·7	27·2	0·1	0·3	3·1
XIV	9·8	4·1	6·8	6·1	—	22·2	30·0	6·7	11·9	10·6	12·4	12·6
XV	13·8	7·1	108·7	5·0	—	—	—	—	13·7	—	31·3	21·6
XVI	11·8	22·5	11·5	41·5	—	—	—	111·7	—	16·3	34·2	—
XVII ...	1·0	0·8	2·4	8·9	3·5	0·7	3·4	—	0·1	0·2	0·3	0·2
XVIII ...	1·4	1·1	3·0	2·3	6·2	8·3	28·4	18·3	16·0	7·0	7·5	4·8
XIX	2·9	5·0	4·1	6·7	6·8	5·9	18·0	11·1	7·3	50·0	16·7	10·7
XX	6·3	5·6	8·8	7·0	4·4	5·1	—	—	—	—	3·2	21·6
XXI	0·5	—	—	2·9	—	—	—	—	—	—	—	—
XXII ...	0·0	0·8	—	—	—	—	—	—	0·0	—	—	0·0
XXIII ...	0·6	0·7	0·4	1·3	2·8	0·3	4·9	6·7	7·5	2·8	1·7	4·3
XXIV ...	4·1	1·2	5·3	2·5	3·9	—	12·1	9·7	6·0	5·1	0·8	3·9
XXV... ...	13·5	1·0	3·5	23·1	5·9	—	—	—	14·8	—	—	0·7
XXVI ...	1·2	0·3	3·0	4·1	7·4	—	—	—	2·5	7·5	—	4·0
XXVII ...	105·0	—	—	—	—	—	8·3	10·0	17·4	4·0	—	—
XXVIII ...	0·0	0·1	0·2	0·0	0·5	—	—	0·8	0·0	0·0	0·0	0·2
XXIX ...	0·6	0·0	0·1	0·2	1·2	0·3	0·4	0·2	0·3	0·2	0·2	0·0
XXX... ...	0·4	—	—	—	—	0·2	—	—	0·0	—	—	6·0
XXXI ...	—	1·1	—	—	—	—	—	—	—	—	0·1	—
XXXIII ...	—	—	—	—	—	—	—	—	4·0	—	—	—
XXXIV ...	—	—	—	—	—	—	—	—	0·0	—	—	—
XXXV ...	—	—	—	—	—	—	—	—	—	18·2	—	—
XXXVI ...	—	—	—	11·8	—	—	—	—	—	—	—	—
XXXVII ...	—	—	—	—	—	—	—	7·7	—	—	—	—
XLI	—	—	—	—	—	—	—	—	—	—	0·2	—
Various North Sea.	6·6	6·2	6·9	11·0	22·9	29·9	15·2	9·8	9·9	9·0	10·2	27·2
C	4·5	3·3	6·0	7·4	14·4	11·4	6·2	8·6	5·3	1·6	1·0	10·1
D	1·3	4·7	10·5	5·6	18·0	8·3	5·1	1·6	5·8	5·6	0·6	3·4
J	0·0	—	7·7	—	0·6	38·5	51·3	22·6	3·9	0·0	1·0	—
K	31·0	15·6	36·1	18·6	24·1	—	28·8	15·7	0·0	—	—	0·0
N	—	—	—	—	—	—	—	—	—	397·8	215·8	—
S	—	—	103·1	52·0	—	—	—	—	—	—	16·4	26·2
Minch ...	14·6	28·1	3·2	7·9	—	—	—	—	—	—	—	0·0
C.D. and Minch.	10·0	3·4	4·4	25·7	13·7	11·5	4·4	0·0	—	0·6	—	3·2
Rockall ...	—	—	—	—	—	5·6	—	—	—	—	—	—
Other Western Grounds.	5·6	15·8	73·7	7·4	12·4	7·9	108·8	6·1	8·5	0·7	—	13·2
Faroe... ...	15·7	14·0	76·4	47·8	19·6	39·0	21·7	20·4	28·1	16·9	4·8	8·0
Iceland ...	82·3	15·5	16·9	117·1	54·4	50·4	137·3	143·5	163·7	28·6	30·6	147·9

AVERAGE CATCH OF HAKE, IN CWTS., PER 100 HOURS' FISHING (ABERDEEN TRAWLERS)—1907.

Areas.	Jan.	Feb.	Mar.	April.	May.	June.	July.	Aug.	Sept.	Oct.	Nov.	Dec.
VI	—	—	0·3	0·6	0·4	4·3	2·3	—	26·8	54·4	—	7·7
VII	0·7	0·0	0·2	0·6	5·3	—	—	—	—	—	—	53·0
VIII	4·4	—	0·2	0·2	—	—	—	3·3	—	—	—	17·3
IX	—	—	—	—	3·3	0·0	3·C	0·6	—	—	—	3·0
X	3·6	0·1	0·1	0·1	0·5	1·6	0·1	4·0	19·8	36·9	28·4	8·3
XI	1·1	0·0	0·2	0·4	—	1·6	—	—	—	59·0	76·3	15·1
XII	1·9	0·2	0·1	0·2	10·1	—	2·6	—	—	11·1	27·8	4·0
XIII	—	0·2	0·0	0·0	3·8	8·7	0·0	0·2	10·4	1·7	0·7	2·3
XIV	2·3	0·2	0·1	0·0	—	1·3	0·3	1·8	8·8	10·7	10·0	6·1
XV	1·0	0·1	0·0	0·2	—	—	—	—	0·4	—	12·1	7·6
XVI	0·3	0·0	0·0	0·6	—	—	—	2·3	—	8·3	3·1	—
XVII... ...	0·3	0·0	0·0	0·0	1·6	4·4	5·1	—	1·2	0·0	0·1	0·0
XVIII ...	0·2	0·1	0·1	0·1	0·2	0·2	0·1	0·2	0·7	1·7	1·0	0·5
XIX	0·2	0·1	0·0	0·0	0·1	0·2	0·1	0·0	0·1	12·5	2·0	0·3
XX	0·1	0·0	0·0	0·0	0·1	0·1	—	—	—	—	8·6	2·0
XXI	0·0	—	—	0·0	—	—	—	—	—	—	—	—
XXII... ...	0·2	0·3	—	—	—	—	—	—	7·1	—	—	0·0
XXIII ...	0·0	0·0	0·0	0·0	0·1	0·2	0·2	0·1	0·4	0·2	0·1	0·2
XXIV ...	1·8	0·0	0·0	0·0	0·1	—	0·1	0·0	0·1	0·2	0·1	0·2
XXV... ...	1·0	0·0	0·0	0·0	0·0	—	—	—	0·1	—	—	0·0
XXVI ...	0·0	0·0	0·0	0·0	0·8	—	—	—	0·1	0·0	—	0·0
XXVII ...	0·0	—	—	—	—	—	6·7	3·4	1·9	1·5	—	—
XXVIII .	0·0	0·0	0·0	0·0	0·0	—	—	0·5	0·0	0·0	0·1	0·0
XXIX ...	0·1	0·0	0·0	0·0	0·0	0·0	0·1	0·1	0·0	0·1	0·0	0·0
XXX ...	0·0	—	—	—|	—	0·0	—	—	0·0	—	—	0·1
XXXI ...	—	0·0	—	—	—	—	—	—	—	—	0·0	—
XXXIII ...	—	—	—	—	—	—	—	—	0·2	—	—	—
XXXIV ..	—	—	—	—	—	—	—	—	0·0	—	—	—
XXXV ...	—	—	—	—	—	—	—	—	—	0·0	—	—
XXXVI ...	—	—	—	0·0	—	—	—	—	—	—	—	—
XXXVII ...	—	—	—	—	—	—	—	0·2	—	—	—	—
XLI	—	—	—	—	—	—	—	—	—	—	0·0	—
Various North Sea.	1·1	0·2	0·1	0·4	0·8	1·0	0·9	1·3	8·5	10·6	17·2	5·5
C	0·2	0·0	0·0	0·0	0·1	0·3	0·4	0·6	1·5	6·6	1·4	0·2
D	0·1	0·1	0·1	0·1	1·0	0·2	0·2	0·0	1·1	2·3	0·4	0·1
J	0·4	—	0·3	—	0·0	0·6	0·2	0·6	2·3	0·3	0·2	—
K	2·0	1·8	0·3	0·5	4·7	—	0·0	0·2	0·2	—	—	0·0
N	—	—	—	—	—	—	—	—	—	29·0	32·9	—
S	—	—	0·0	0·0	—	—	—	—	—	—	3·1	4·5
Minch ...	3·5	0·0	0·1	0·1	—	—	—	—	—	—	—	0·0
C.D. and Minch.	1·9	0·0	0·6	0·1	0·5	0·2	0·0	8·6	—	3·6	—	0·8
Rockall ...	—	—	—	—	—	0·0	—	—	—	—	—	—
Other Western Grounds,	1·7	0·5	0·6	0·1	1·3	22·2	0·1	2·1	0·0	0·3	—	2·5
Faroe ...	0·0	0·0	0·0	0·1	0·0	0·0	0·1	0·2	0·0	0·3	7·0	0·0
Iceland ...	0·0	0·0	0·0	0·0	0·0	0·0	0·0	0·0	0·1	0·0	0·5	0·0

AVERAGE CATCH OF EXTRA LARGE HADDOCK, IN CWTS., PER 100 HOURS' FISHING (ABERDEEN TRAWLERS)—1907.

Areas.	Jan.	Feb.	Mar.	April.	May.	June.	July.	Aug.	Sept.	Oct.	Nov.	Dec.
VI	—	—	1·8	2·0	4·1	4·3	3·1	—	5·0	7·0	—	3·1
VII	0·0	2·9	4·0	1·6	0·2	—	—	—	—	—	—	0·0
VIII	0·0	—	1·6	3·6	—	—	—	0·0	—	—	—	0·3
IX	—	—	—	—	4·2	3·0	10·9	4·4	—	—	—	112·5
X	2·6	4·9	6·7	12·3	5·4	3·6	10·2	11·5	5·1	2·8	2·3	5·6
XI	0·1	0·0	1·5	1·0	—	1·3	—	—	—	0·8	0·6	0·6
XII	0·4	0·5	2·5	1·0	0·0	—	0·0	—	—	0·1	0·0	0·5
XIII	—	0·0	3·2	11·8	3·8	7·6	212·5	57·3	32·3	11·2	6·9	4·9
XIV	2·3	2·8	4·2	1·3	—	4·3	8·2	9·5	5·7	4·8	4·2	2·0
XV	0·5	1·1	2·0	0·8	—	—	—	—	0·0	—	0·1	0·2
XVI	0·0	1·9	6·1	1·6	—	—	—	0·0	—	0·0	0·1	—
XVII... ...	1·0	0·1	1·1	3·3	1·6	0·3	1·8	—	4·5	1·6	0·1	0·7
XVIII ...	0·3	0·3	1·7	0·3	0·0	0·0	0·0	0·0	0·0	0·0	0·0	0·1
XIX	0·1	0·4	2·7	3·3	0·0	0·0	0·0	0·1	0·0	0·0	0·0	0·1
XX	0·4	1·5	5·9	2·0	0·0	0·0	—	—	—	—	1·1	0·0
XXI	0·0	—	—	0·0	—	—	—	—	—	—	—	—
XXII ...	0·0	1·4	—	—	—	—	—	—	1·8	—	—	0·0
XXIII ...	0·0	0·0	0·0	0·1	0·0	0·0	0·0	0·0	0·2	0·0	0·0	0·0
XXIV ...	0·4	0·4	4·5	0·0	0·0	—	0·0	0·0	0·0	0·0	0·0	0·0
XXV... ...	0·0	1·3	5·2	1·3	0·0	—	—	—	15·0	—	—	0·1
XXVI ...	0·0	0·3	10·0	0·0	0·0	—	—	—	0·5	1·9	—	0·0
XXVII ...	6·3	—	—	—	—	—	0·0	5·1	14·2	6·0	—	—
XXVIII ...	0·0	0·0	0·2	0·0	0·0	—	—	0·0	0·0	0·0	0·0	0·0
XXIX ...	0·0	0·0	0·0	0·0	0·0	0·0	0·0	0·0	0·0	0·1	0·0	0·0
XXX... ...	0·0	—	—	—	—	0·0	—	—	0·0	—	—	0·0
XXXI ...	—	1·0	—	—	—	—	—	—	—	—	0·0	—
XXXIII ...	—	—	—	—	—	—	—	—	8·1	—	—	—
XXXIV ...	—	—	—	—	—	—	—	—	0·0	—	—	—
XXXV ...	—	—	—	—	—	—	—	—	—	0·0	—	—
XXXVI ...	—	—	—	0·9	—	—	—	—	—	—	—	—
XXXVII ...	—	—	—	—	—	—	—	0·0	—	—	—	—
XLI	—	—	—	—	—	—	—	--	—	—	0·4	—
Various North Sea.	1·2	1·8	3·1	1·3	3·1	2·7	4·0	4·6	2·1	1·5	1·8	1·4
C	10·0	9·3	4·0	6·6	7·1	10·7	10·9	49·3	57·2	28·3	24·5	37·2
D	8·5	11·2	14·1	11·4	9·0	10·6	10·8	28·1	16·7	29·2	15·2	70·6
J	12·0	—	7·5	—	11·1	11·6	13·1	26·7	15·6	8·6	18·0	—
K	0·7	5·3	9·1	7·9	2·6	—	12·7	12·3	30·4	—	—	0·0
N	—	—	—	—	—	—	—	—	—	0·8	1·0	—
S	—	—	36·0	5·5	—	—	—	—	—	—	12·7	43·3
Minch ...	2·1	3·1	4·4	2·4	—	—	—	—	—	—	—	8·3
C.D. and Minch.	7·4	4·9	8·3	3·4	4·7	6·4	15·1	31·0	—	19·1	—	12·0
Rockall ...	—	—	—	—	—	45·8	—	—	—	—	—	—
Other Western Grounds.	1·6	6·5	6·6	6·7	12·8	4·0	6·2	10·5	60·8	10·0	—	18·9
Faroe ...	29·3	27·3	41·4	35·6	31·1	42·3	30·5	25·9	19·4	8·1	7·4	5·2
Iceland ...	229·1	156·6	188·6	266·5	340·1	146·3	42·2	62·8	29·4	31·1	29·4	52·7

AVERAGE CATCH OF LARGE HADDOCK, IN CWTS., PER 100 HOURS' FISHING (ABERDEEN TRAWLERS)—1907.

Areas.	Jan.	Feb.	Mar.	April.	May.	June.	July.	Aug.	Sept.	Oct.	Nov.	Dec.
VI	—	—	93·0	57·0	89·3	66·1	71·9	—	110·0	66·7	—	18·5
VII	55·2	83·8	133·4	76·2	37·8	—	—	—	—	—	—	15·6
VIII	82·1	—	81·5	77·1	—	—	—	5·4	—	—	—	28·3
IX	—	—	—	—	94·5	62·8	109·8	47·8	—	—	—	468·8
X	57·0	74·7	118·3	129·2	121·4	64·1	107·4	126·2	82·4	63·1	85·5	139·2
XI	34·0	21·1	81·1	49·7	—	52·6	—	—	—	3·1	17·6	51·4
XII	59·8	51·4	77·2	59·2	13·6	—	2·4	—	—	33·3	34·7	28·7
XIII	—	31·2	51·9	27·1	12·4	40·3	641·6	221·7	159·2	75·2	71·3	68·6
XIV	42·1	37·3	44·9	33·2	—	66·5	83·5	90·6	76·6	59·5	84·6	58·5
XV	26·4	32·2	78·2	71·9	—	—	—	—	30·0	—	27·2	30·0
XVI	45·3	39·4	50·6	64·1	—	—	—	5·0	—	43·7	30·7	—
XVII... ...	26·2	15·7	12·9	21·0	19·8	13·2	32·8	—	91·8	90·3	30·5	34·1
XVIII ...	13 3	12·7	22·5	10·0	4·5	4·5	6·1	5·8	5·5	6·9	7·0	17·4
XIX	21·3	25·5	42·1	39·2	10·5	13·9	10·8	7·8	5·6	14·1	8·3	23·3
XX	42·2	39·4	60·6	36·7	13·6	6·9	—	—	—	—	33·4	24·0
XXI	52·7	—	—	5·0	—	—	—	—	—	—	—	—
XXII... ...	16·3	6·3	—	—	—	—	—	—	64·3	—	—	40·6
XXIII ...	7·7	6·5	4·7	7·4	8·9	6·9	14·7	13·1	25·2	25·0	23·5	14·1
XXIV ...	20·7	24·0	42·7	2·4	11·7	—	6·2	7·0	9·5	6·4	35·8	21·5
XXV	39·0	32·7	55·9	31·2	14·6	—	—	—	45·3	—	—	27·7
XXVI ...	44·2	24·0	83·1	15·6	33·8	—	—	—	45·2	24·7	—	38·1
XXVII ...	65·6	—	—	—	—	—	104·2	55·0	60·8	74·1	—	—
XXVIII ...	4·5	3·3	1·6	3·2	9·1	—	—	21·8	33·9	23·6	11·7	6·2
XXIX ...	7·0	3·1	1·8	3·4	10·9	7·5	17·5	19·9	29·7	28·1	19·3	8·9
XXX ...	18·0	—	—	—	—	5·0	—	—	36·5	—	—	28·4
XXXI ...	—	24·2	—	—	—	—	—	—	—	—	8·7	—
XXXIII ...	—	—	—	—	—	—	—	—	53·2	—	—	—
XXXIV ...	—	—	—	—	—	—	—	—	656·8	—	—	—
XXXV ...	—	—	—	—	—	—	—	—	—	17·9	—	—
XXXVI ...	—	—	—	34·7	—	—	—	—	—	—	—	—
XXXVII ...	—	—	—	—	—	—	—	29·6	—	—	—	—
XLI	—	—	—	—	—	—	—	—	—	—	71·4	—
Various North Sea.	30·3	34·6	47·3	44·5	47·4	44·2	43·1	46·8	38·2	35·2	31·2	43·3
C	191·2	137·3	192·0	83·7	121·0	136·7	198·5	293·6	290·6	189·0	214·5	222·7
D	136·3	89·0	49·8	71·5	96·3	191·4	186·7	156·2	111·0	202·8	158·9	303·2
J	480·0	—	146·7	—	201·4	283·2	263·4	185·6	203·4	318·8	328·7	—
K	9·9	40·6	138·7	78·3	43·0	—	242·3	207·8	223·8	—	—	41·6
N	—	—	—	—	—	—	—	—	—	25·9	21·2	—
S	—	—	80·5	47·5	—	—	—	—	—	—	15·5	12·9
Minch ...	21·5	23·7	39·8	38·2	—	—	—	—	—	—	—	44·4
C.D. and Minch.	119·5	65·4	102·8	41·5	63·2	141·7	195·5	316·7	—	167·0	—	104·9
Rockall ...	—	—	—	—	—	266·7	—	—	—	—	—	—
Other Western Grounds.	49·3	81·6	62·8	50·5	102·5	91·3	206·6	100·7	265·7	108·1	—	161·4
Faroe ...	66·6	87·7	86·1	69·2	64·0	148·9	106·0	95·6	110·3	65·4	55·9	44·0
Iceland ...	9·0	1·0	7·1	23·0	25·1	61·4	38·2	30·9	13·8	15·2	10·2	2·6

AVERAGE CATCH OF MEDIUM HADDOCK, IN CWTS., PER 100 HOURS' FISHING (ABERDEEN TRAWLERS)—1907.

Areas.	Jan.	Feb.	Mar.	April.	May.	June.	July.	Aug.	Sept.	Oct.	Nov.	Dec.
VI	—	—	20·6	18·5	30·2	18·5	44·4	—	97·5	38·8	—	12·3
VII	15·5	29·4	53·9	31·2	18·2	—	—	—	—	—	—	12·1
VIII	18·5	—	30·2	71·9	—	—	—	0·0	—	—	—	16·8
IX	—	—	—	—	25·0	32·0	51·7	23·3	—	—	—	143·8
X	27·4	25·2	26·7	31·6	33·1	26·0	48·6	53·7	60·5	42·2	39·7	60·8
XI	17·1	12·8	32·5	23·5	—	15·8	—	—	—	20·1	11·3	36·3
XII	24·1	22·4	32·5	30·7	10·0	—	0·0	—	—	17·6	24·0	21·3
XIII	—	23·4	22·2	13·7	8·0	24·9	241·7	86·9	47·6	32·5	33·4	30·6
XIV	17·4	17·0	22·8	17·4	—	36·6	37·8	48·8	60·4	40·6	47·5	43·5
XV	14·4	16·1	33·7	30·4	—	—	—	—	34·1	—	27·8	32·7
XVI	21·0	21·3	30·7	30·6	—	—	—	6·7	—	41·3	27·4	—
XVII ...	19·6	13·3	8·8	9·0	11·5	11·6	32·0	—	82·6	69·6	43·4	28·0
XVIII ...	14·4	12·8	18·5	8·1	3·9	5·8	6·8	5·9	7·6	10·9	12·1	26·4
XIX	11·8	13·1	20·0	28·8	7·7	15·0	10·9	8·7	8·3	17·5	10·3	25·3
XX	19·0	19·1	27·3	19·9	6·4	5·6	—	—	—	—	28·4	17·3
XXI	10·5	—	—	4·2	—	—	—	—	—	—	—	—
XXII ...	16·7	9·7	—	—	—	—	—	—	71·4	—	—	40·6
XXIII ...	9·7	7·5	4·2	6·8	9·2	12·4	22·6	20·1	31·0	32·8	27·6	19·0
XXIV ...	12·1	10·3	19·4	6·2	8·3	—	9·2	9·6	13·7	10·7	41·6	29·9
XXV	14·1	15·1	24·2	18·6	11·7	—	—	—	35·1	—	—	18·9
XXVI ...	12·9	8·3	48·0	6·3	18·2	—	—	—	53·3	23·8	—	49·1
XXVII ..	50·0	—	—	—	—	—	133·3	65·7	61·3	55·7	—	—
XXVIII ...	3·2	6·5	1·5	9·7	11·0	—	—	30·8	24·3	12·2	10·6	6·9
XXIX ...	7·8	1·9	1·8	2·5	9·1	9·6	23·1	27·5	37·1	36·3	26·0	9·8
XXX ...	16·0	—	—	—	—	5·8	—	—	52·9	—	—	21·2
XXXI ...	—	13·1	—	—	—	—	—	—	—	—	11·8	—
XXXIII ...	—	—	—	—	—	—	—	—	43·6	—	—	—
XXXIV ...	—	—	—	—	—	—	—	—	736·4	—	—	—
XXXV ...	—	—	—	—	—	—	—	—	—	33·9	—	—
XXXVI ...	—	—	—	15·6	—	—	—	—	—	—	—	—
XXXVII ...	—	—	—	—	—	—	—	20·0	—	—	—	—
XLI	—	—	—	—	—	—	—	—	—	—	23·2	—
Various North Sea.	14·9	16·3	21·3	17·6	15·9	21·0	20·8	29·0	33·0	26·5	21·9	29·2
C	46·1	25·2	34·0	32·3	36·6	41·3	85·8	121·5	101·4	56·3	52·1	41·2
D	32·7	24·3	13·6	15·3	29·7	51·7	70·6	88·2	59·3	54·0	42·4	50·5
J	172·0	—	45·8	—	71·8	99·7	108·8	84·9	94·7	87·5	125·0	—
K	5·3	15·6	32·9	21·7	10·7	—	78·5	122·8	97·6	—	—	13·9
N	—	—	—	—	—	—	—	—	—	10·1	21·6	—
S	—	—	25·4	33·5	—	—	—	—	—	—	8·6	3·3
Minch ...	12·7	5·3	9·9	8·0	—	—	—	—	—	—	—	13·9
C.D. and Minch.	39·0	18·9	34·0	12·7	22·2	52·0	74·1	171·4	—	75·0	—	36·7
Rockall ...	—	—	—	—	—	615·3	—	—	—	—	—	—
Other Western Grounds.	15·0	21·2	15·7	12·4	29·4	29·4	81·2	74·6	90·0	45·8	—	58·3
Faroe ...	12·6	26·9	28·2	18·5	19·5	23·6	30·2	24·4	25·5	16·5	17·9	15·0
Iceland ...	0·0	0·0	0·1	0·0	1·1	2·9	4·3	3·7	5·6	1·9	1·3	1·1

Average Catch of Small Haddock, in cwts., per 100 hours' fishing (Aberdeen Trawlers)—1907.

Areas.	Jan.	Feb.	Mar.	April.	May.	June.	July.	Aug.	Sept.	Oct.	Nov.	Dec.
VI	—	—	46·3	55·4	50·0	34·3	22·5	—	169·4	56·2	—	63·0
VII	58·4	25·4	108·7	66·1	52·7	—	—	—	—	—	—	59·2
VIII	33·6	—	45·8	94·3	—	—	—	26·5	—	—	—	72·3
IX	—	—	—	—	51·7	37·5	76·8	30·6	—	—	—	158·8
X	52·0	51·6	58·3	45·2	46·3	39·6	54·2	57·5	74·7	60·7	56·6	76·8
XI	58·2	16·1	93·5	64·9	—	31·9	—	—	—	69·0	48·6	70·8
XII	55·3	44·6	68·5	69·5	53·6	—	19·6	—	—	75·6	84·8	64·1
XIII	—	76·5	57·4	57·9	62·1	66·2	158·3	51·6	74·8	53·3	44·9	38·0
XIV	62·9	82·2	108·0	68·8	—	61·7	54·9	75·9	92·9	79·0	74·1	98·5
XV	49·8	54·9	104·0	74·9	—	—	—	—	97·0	—	96·3	102·6
XVI	60·1	144·4	86·9	78·6	—	—	—	51·7	—	128·4	103·1	—
XVII	108·0	93·6	59·6	42·2	61·9	87·4	129·8	—	84·7	68·0	166·7	106·0
XVIII ...	99·7	97·4	109·0	41·1	54·9	88·3	69·8	66·5	74·9	111·5	155·5	156·4
XIX	49·3	75·7	61·3	91·7	53·2	115·1	93·8	64·5	58·2	56·9	69·2	124·8
XX	61·0	77·2	99·3	61·0	66·4	33·8	—	—	—	—	70·0	92·5
XXI	103·2	—	—	18·3	—	—	—	—	—	—	—	—
XXII ...	55·4	18·8	—	—	—	—	—	—	178·6	—	—	243·8
XXIII ...	52·8	45·0	24·1	46·2	62·5	60·3	83·2	72·7	78·6	93·0	83·2	91·5
XXIV ...	67·2	65·5	67·0	83·7	63·8	—	87·9	84·8	94·8	96·8	102·3	158·2
XXV	45·8	90·6	100·3	70·3	86·3	—	—	—	65·5	—	—	176·5
XXVI ...	96·9	99·3	166·9	76·2	80·4	—	—	—	122·2	88·8	—	87·7
XXVII ...	87·5	—	—	—	—	—	383·4	77·4	71·2	40·0	—	—
XXVIII ...	10·3	4·2	1·4	23·4	48·2	—	—	73·1	21·4	10·5	22·7	16·1
XXIX ...	48·8	7·1	2·3	15·4	67·3	48·7	81·0	92·0	96·2	96·0	76·7	36·8
XXX	106·0	—	—	—	—	31·7	—	—	148·1	—	—	183·8
XXXI ...	—	108·1	—	—	—	—	—	—	—	—	68·1	—
XXXIII ...	—	—	—	—	—	—	—	—	47·6	—	—	—
XXXIV ...	—	—	—	—	—	—	—	—	1113·6	—	—	—
XXXV ...	—	—	—	—	—	—	—	—	—	74·1	—	—
XXXVI ...	—	—	—	84·7	—	—	—	—	—	—	—	—
XXXVII ...	—	—	—	—	—	—	—	161·5	—	—	—	—
XLI	—	—	—	—	—	—	—	—	—	—	86·2	—
Various North Sea.	59·8	75·4	75·1	52·9	48·5	43·9	60·8	71·2	83·2	70·8	72·3	80·1
C	70·1	17·4	15·5	62·3	59·6	62·8	80·2	68·1	43·2	39·8	39·8	23·5
D	36·6	35·7	35·3	27·7	35·0	62·8	58·8	69·4	60·8	57·8	53·5	18·0
J	268·0	—	37·5	—	99·1	151·1	107·0	130·2	106·6	67·2	126·1	—
K	9·6	40·8	48·5	31·2	22·0	—	82·1	189·2	109·5	—	—	19·4
N	—	—	—	—	—	—	—	—	—	20·8	51·4	—
S	—	—	36·9	67·5	—	—	—	—	—	—	20·8	1·2
Minch ...	20·6	25·0	18·7	16·7	—	—	—	—	—	—	—	10·4
C.D. and Minch.	45·4	28·8	54·2	26·4	38·0	75·4	65·8	190·5	—	43·9	—	53·4
Rockall ...	—	—	—	—	—	24·3	—	—	—	—	—	—
Other Western Grounds.	27·5	37·5	30·0	24·6	62·4	50·0	93·0	72·6	33·3	50·1	—	14·4
Faroe ...	3·7	17·5	13·0	7·1	9·3	13·5	17·0	15·7	22·3	25·9	8·3	3·2
Iceland ...	0·0	0·0	0·0	0·0	0·4	1·7	0·6	2·4	0·8	0·0	1·4	0·0

AVERAGE CATCH OF EXTRA SMALL HADDOCK, IN CWTS., PER 100 HOURS' FISHING (ABERDEEN TRAWLERS)—1907.

Areas.	Jan.	Feb.	Mar.	April.	May.	June.	July.	Aug.	Sept.	Oct.	Nov.	Dec.
VI	—	—	0·0	0·0	0·0	4·1	0·0	—	0·0	3·1	—	0·0
VII	0·0	131·3	0·0	3·5	0·0	—	0·0	—	—	—	—	0·0
VIII	0·0	—	0·0	0·0	—	—	—	0·0	—	—	—	0·0
IX	—	—	—	—	0·0	0·0	0·0	0·0	—	—	—	0·0
X	1·3	2·5	1·2	0·9	0·6	0·3	0·0	0·0	0·6	0·8	0·2	3·8
XI	0·2	5·6	16·2	12·6	—	0·0	—	—	—	—	0·2	0·7
XII	4·5	19·1	0·0	7·5	0·0	—	0·0	—	—	1·5	3·4	4·6
XIII	—	11·3	0·0	3·4	0·0	0·0	0·0	0·0	0·0	0·0	0·0	0·0
XIV	5·7	10·4	22·4	5·9	—	0·1	0·0	0·0	0·1	0·7	1·8	4·4
XV	16·1	18·7	20·6	10·1	—	—	—	—	0·0	—	5·8	2·9
XVI	0·0	0·0	0·0	5·0	—	—	—	0·0	—	0·0	2·4	—
XVII... ...	59·3	14·8	9·5	1·5	1·8	0·0	0·0	—	0·0	0·0	2·3	0·0
XVIII ...	52·6	28·4	21·1	32·2	4·6	0·0	0·4	0·4	0·0	0·7	0·5	2·8
XIX	5·3	5·0	39·2	0·0	6·1	10·1	0·9	0·0	10·1	0·0	4·7	6·4
XX	4·0	9·8	12·0	0·4	0·0	0·0	—	—	—	—	0·0	0·0
XXI	0·0	—	—	0·0	—	—	—	—	—	—	—	—
XXII ...	69·2	45·8	—	—	—	—	—	—	0·0	—	—	0·0
XXIII ...	5·6	6·7	5·0	1·9	1·6	1·3	0·2	0·3	0·4	3·6	5·0	8·2
XXIV ...	6·2	40·0	44·0	0·0	0·0	—	0·0	0·0	4·6	0·4	2·0	8·8
XXV ...	0·0	8·2	14·0	0·0	0·0	—	—	—	0·0	—	—	0·0
XXVI ...	0·0	0·0	0·0	0·0	0·0	—	—	—	0·0	0·0	—	0·0
XXVII ...	0·0	—	—	—	—	—	0·0	2·5	0·0	0·0	—	—
XXVIII ...	0·0	0·0	0·0	0·0	0·0	—	—	0·0	0·0	0·0	0·0	0·0
XXIX ...	4·1	0·0	0·0	0·0	3·7	2·6	0·3	0·4	0·1	1·3	2·7	0·0
XXX... ...	0·0	—	—	—	—	0·0	—	—	0·0	—	—	4·7
XXXI ...	—	0·0	—	—	—	—	—	—	—	—	0·0	—
XXXIII ...	—	—	—	—	—	—	—	—	0·0	—	—	—
XXXIV ...	—	—	—	—	—	—	—	—	0·0	—	—	—
XXXV ...	—	—	—	—	—	—	—	—	—	0·0	—	—
XXXVI ...	—	—	—	0·0	—	—	—	—	—	—	—	—
XXXVII ...	—	—	—	—	—	—	—	0·0	—	—	—	—
XLI	—	—	—	—	—	—	—	—	—	—	0·0	—
Various North Sea.	8·9	9·5	13·7	6·7	0·7	0·4	0·0	0·0	0·1	0·7	2·1	2·8
C	0·4	1·3	0·0	0·0	1·6	0·7	0·2	0·0	0·0	1·0	1·3	0·0
D	0·0	3·1	5·7	0·9	0·5	0·0	0·0	0·0	0·0	0·0	0·0	0·0
J	0·0	—	0·0	—	0·0	0·0	0·0	0·0	0·0	0·0	0·0	—
K	6·8	2·5	0·0	2·2	0·0	—	0·0	11·3	0·0	—	—	0·0
N	—	—	—	—	—	—	—	—	—	0·0	0·0	—
S	—	—	0·0	0·0	—	—	—	—	—	—	0·0	0·0
Minch ...	22·3	5·7	0 0	0·0	—	—	—	—	—	—	—	0·0
C.D. and Minch.	0·0	0·8	0·0	0·0	0·0	0·9	0·0	0·0	—	16·5	—	0·0
Rockall ...	—	—	—	—	—	0·0	—	—	—	—	—	—
Other Western Grounds.	0·0	2·5	0·0	5·7	1·2	0·3	0·0	0·0	0·0	3·3	—	0·0
Faroe ...	0·0	0·9	0·2	0·0	0·0	0·0	0·0	0·0	0·0	0·0	0·0	0·0
Iceland ...	0·0	0·0	0·0	0·0	0·0	0·0	0·0	0·0	0·0	0·0	0·0	0·0

AVERAGE CATCH OF TOTAL HADDOCK, IN CWTS., PER 100 HOURS' FISHING (ABERDEEN TRAWLERS)—1907.

Areas.	Jan.	Feb.	Mar.	April.	May.	June.	July.	Aug.	Sept.	Oct.	Nov.	Dec.
VI	—	—	161·8	132·9	173·6	127·2	141·9	—	381·9	171·8	—	96·9
VII	129·1	272·9	300·0	178·5	108·9	—	—	—	—	—	—	86·8
VIII	134·2	—	159·2	246·8	—	—	—	32·0	—	—	—	117·7
IX	—	—	—	—	175·4	135·3	249·2	106·1	—	—	—	883·8
X	140·4	159·0	211·3	219·3	206·8	133·6	220·4	248·9	223·2	169·6	184·4	286·2
XI	109·6	55·6	224·8	151·7	—	101·7	—	—	—	92·9	78·4	159·9
XII	144·2	138·0	180·6	168·0	77·2	—	22·0	—	—	128·1	146·9	119·2
XIII	—	142·5	134·7	113·9	86·3	139·0	1254·1	417·5	314·0	172·2	156·4	142·2
XIV	130·5	149·7	202·2	126·6	—	169·2	184·4	224·8	235·7	184·5	212·3	206·7
XV	107·2	123·0	238·4	188·1	—	—	—	—	161·2	—	157·3	168·4
XVI	126·5	206·9	174·4	179·9	—	—	—	63·3	—	213·4	163·9	—
XVII... ...	214·1	137·5	91·9	77·0	96·7	112·5	196·4	—	263·7	229·4	243·1	168·9
XVIII ...	180·5	151·6	172·9	91·8	67·9	98·6	83·0	778·6	88·0	130·0	175·0	203·1
XIX	87·7	119·7	165·3	162·9	77·5	154·2	116·5	81·0	82·2	88·4	92·6	179·8
XX	126·7	147·0	205·2	120·0	86·4	46·3	—	—	—	—	132·9	133·8
XXI	166·4	—	—	27·5	—	—	—	—	—	—	—	—
XXII ...	157·5	81·9	—	—	—	—	—	—	316·1	—	—	325·0
XXIII ...	75·7	65·6	38·0	62·5	82·2	80·9	120·7	106·2	135·5	154·4	139·4	132·7
XXIV ...	106·5	140·1	177·6	92·3	83·8	—	103·3	101·5	122·6	114·4	181·6	218·5
XXV	98·9	147·9	199·6	121·4	112·6	—	—	—	160·9	—	—	223·3
XXVI ...	154·0	131·8	308·1	98·1	132·3	—	—	—	221·2	139·1	—	175·0
XXVII ...	209·4	—	—	—	—	—	620·9	205·8	207·6	175·7	—	—
XXVIII ...	17·9	14·0	4·7	36·3	68·3	—	—	125·6	79·7	46·4	45·0	29·2
XXIX ...	67·7	12·2	5·9	21·3	90·9	68·5	122·0	139·8	163·2	161·8	124·7	55·4
XXX ...	140·0	—	—	—	—	42·5	—	—	237·5	—	—	238·1
XXXI ...	—	146·5	—	—	—	—	—	—	—	—	88·5	—
XXXIII ...	—	—	—	—	—	—	—	—	152·4	—	—	—
XXXIV ...	—	—	—	—	—	—	—	—	2506·8	—	—	—
XXXV ...	—	—	—	—	—	—	—	—	—	125·9	—	—
XXXVI ...	—	—	—	135·8	—	—	—	—	—	—	—	—
XXXVII ...	—	—	—	—	—	—	—	211·1	—	—	—	—
XLI	—	—	—	—	—	—	—	—	—	—	181·3	—
Various North Sea.	114·3	137·6	160·5	123·1	115·6	112·2	128·7	151·7	156·7	134·7	129·3	156·9
C	317·8	190·5	245·5	185·3	225·9	252·2	375·6	532·6	492·4	314·4	332·3	324·5
D	214·0	163·3	118·5	126·9	170·5	316·5	326·9	341·8	247·8	343·7	270·0	442·4
J	932·0	—	237·5	—	383·3	545·6	492·2	427·4	420·3	482·0	597·8	—
K	32·3	104·7	229·3	141·2	78·3	—	415·6	543·4	461·3	—	—	75·0
N	—	—	—	—	—	—	—	—	—	57·6	95·2	—
S	—	—	178·8	154·0	—	—	—	—	—	—	57·7	60·8
Minch ...	79·2	62·7	72·8	65·3	—	—	—	—	—	—	—	77·1
C.D. and Minch.	211·3	118·8	199·3	84·0	128·1	276·4	350·5	709·5	—	321·4	—	206·9
Rockall ...	—	—	—	—	—	952·1	—	—	—	—	—	—
Other Western Grounds.	73·5	149·2	115·1	99·5	208·4	175·0	387·1	258·4	449·8	217·2	—	253·0
Faroe ...	112·3	160·3	168·9	130·4	123·9	228·3	183·7	161·6	177·7	115·9	89·5	67·5
Iceland ...	238·0	156·6	195·7	289·5	366·6	212·4	85·3	99·8	49·6	48·2	42·3	56·4

AVERAGE CATCH OF WHITING, IN CWTS., PER 100 HOURS' FISHING (ABERDEEN TRAWLERS)—1907.

Areas.	Jan.	Feb.	Mar.	April.	May.	June.	July.	Aug.	Sept.	Oct.	Nov.	Dec.
VI	—	—	11·4	37·9	25·7	22·8	0·0	—	51·3	16·5	—	33·5
VII	17·4	8·1	59·8	75·4	95·9	—	—	—	—	—	—	35·6
VIII	32·3	—	51·8	85·4	—	—	—	61·2	—	—	—	36·0
IX	—	—	—	—	59·7	0·0	16·3	11·1	—	—	—	15·0
X	23·4	9·8	17·3	16·1	30·0	21·5	5·7	32·0	22·4	25·2	27·8	34·8
XI	24·5	15·6	58·8	67·8	—	46·1	—	—	—	19·4	38·5	30·8
XII	24·1	23 8	23·4	56·5	94·3	—	48·0	—	—	9·8	24·1	26·0
XIII	—	38·7	27·8	2·1	10·3	5·7	0·0	6·6	8·7	3·1	3·3	4·9
XIV	43·6	42·6	47·6	35·8	—	7·0	10·1	18·0	16·8	32·5	28·3	43·9
XV	46·2	46·1	48·8	48·5	—	—	—	—	24·4	—	46·6	65·9
XVI	20·0	18·1	6·8	53·9	—	—	—	116·7	—	10·0	22·6	—
XVII ...	8·7	8·1	16·4	13·3	18·6	19·8	38·1	—	18·3	43·8	3·6	3·4
XVIII ...	18·6	19·0	27·4	26·9	18·8	14·2	17·3	9·8	29·0	35·1	35·9	29·1
XIX	15·9	15·5	9·9	11·7	13·6	18·6	18·0	16·3	20·9	22·2	21·5	29·9
XX	6·5	4·4	4·7	5·7	5·0	10·1	—	—	—	—	12·6	20·5
XXI	1·1	—	—	11·7	—	—	—	—	—	—	—	—
XXII... ...	4·2	4·2	—	—	—	—	—	—	91·1	—	—	3·1
XXIII ...	9·4	8·8	6·6	8·1	9·7	6·3	13·3	15·7	23·7	14·2	15·7	18·4
XXIV ...	8·2	10·9	10·7	1·4	7·3	—	10·1	17·0	15·4	16·2	13·2	11·5
XXV	16·1	4·1	5·8	8·6	6·1	—	—	—	2·6	—	—	6·8
XXVI ...	2·2	1·8	1·0	4·1	1·1	—	—	—	7·1	2·8	—	7·0
XXVII ...	0·0	—	—	—	—	—	16·7	3·5	4·4	10·0	—	—
XXVIII ...	0·0	2·4	1·4	9·7	0·0	—	—	16·7	3·8	2·3	10·7	6·7
XXIX ...	11·0	1·1	3·6	5·9	5·5	3·2	2·8	6·9	6·2	7·4	13·0	12·6
XXX... ...	7·0	—	—	—	—	0·4	—	—	0·0	—	—	28·5
XXXI ...	—	1·0	—	—	—	—	—	—	—	—	5·6	—
XXXIII ...	—	—	—	—	—	—	—	—	9·0	—	—	—
XXXIV ...	—	—	—	—	—	—	—	—	63·6	—	—	—
XXXV ...	—	—	—	—	—	—	—	—	—	12·5	—	—
XXXVI ...	—	—	—	7·1	—	—	—	—	—	—	—	—
XXXVII ...	—	—	—	—	—	—	—	5·4	—	—	—	—
XLI	—	—	—	—	—	—	—	—	—	—	8·9	—
Various North Sea.	26·5	21·2	28·7	34·2	13·3	11·5	11·6	20·6	18·2	24·3	23·7	23·8
C	45·2	1·8	0·0	6·4	5·7	6·9	18·4	3·5	4·6	6·1	9·3	11·4
D	15·4	1·8	4·0	2·7	3·4	1·3	4·5	5·9	5·7	5·2	6·8	2·9
J	204·0	—	26·7	—	46·1	6·1	10·0	5·4	6·0	8·6	41·9	—
K	2·4	8·4	11·8	11·0	6·1	—	4·8	6·6	2·4	—	—	2·8
N	—	—	—	—	—	—	—	—	—	5·8	9·1	—
S	—	—	3·0	0·0	—	—	—	—	—	—	0·0	0·0
Minch ...	7·3	1·8	2·7	4·1	—	—	—	—	—	—	—	0·0
C.D. and Minch.	45·8	1·3	0·0	2·6	3·3	4·9	7·5	31·0	—	19·9	—	60·9
Rockall ...	—	—	—	—	—	0·0	—	—	—	—	—	—
Other Western Grounds.	22·1	6·2	3·6	6·6	9·2	3·7	8·0	2·5	0·2	7·8	—	9·7
Faroe ...	0·0	0·8	1·1	0·5	0·5	0·2	29·3	19·6	19·1	2·1	0·9	0·0
Iceland ..	0·0	0·0	0·2	5·4	15·0	8·7	3·7	0·6	0·5	0·7	0·5	0·0

AVERAGE CATCH OF TURBOT, IN CWTS., PER 100 HOURS' FISHING (ABERDEEN TRAWLERS)—1907.

Areas.	Jan.	Feb.	Mar.	April.	May.	June.	July.	Aug.	Sept.	Oct.	Nov.	Dec.
VI	—	—	0·2	0·3	0·1	0·1	0·0	—	0·9	0·0	—	0·0
VII	0·8	0·0	0·0	0·1	0·2	—	—	—	—	—	—	0·0
VIII	0·1	—	0·1	0·5	—	—	—	0·0	—	—	—	0·0
IX	—	—	—	—	0·0	0·3	0·2	0·1	—	—	—	0·0
X	0·3	0·4	0·2	0·4	0·2	0·1	0·2	0·3	0·3	0·2	0·2	0·1
XI	0·2	0·0	0·0	0·0	—	0·0	—	—	—	0·0	0·1	0·0
XII	0·7	0·7	0·1	0·1	0·7	—	0·0	—	—	0·2	0·3	0·1
XIII	—	0·4	0·7	1·9	2·9	1·0	0·0	0·0	1·5	4·3	1·7	0·3
XIV	0·2	0·3	0·2	0·1	—	0·4	0·7	0·6	0·3	0·3	0·3	0·2
XV	0·0	0·0	0·2	0·2	—	—	—	—	0·0	—	0·1	0·0
XVI	0·1	0·0	0·2	0·1	—	—	—	0·0	—	0·3	0·0	—
XVII... ...	0·4	0·5	0·4	0·6	0·8	0·1	0·7	—	2·6	0·4	0·9	0·5
XVIII ...	0·1	0·4	0·4	0·2	0·4	0·9	0·9	0·2	0·4	0·5	0·1	0·1
XIX	0·0	0·1	0·3	0·6	0·1	0·2	0·5	0·2	0·1	0·0	0·0	0·0
XX	0·2	0·2	0·2	0·1	0·4	0·5	—	—	—	—	0·0	0·0
XXI	0·3	—	—	0·1	—	—	—	—	—	—	—	—
XXII... ...	1·0	0·0	—	—	—	—	—	—	0·0	—	—	0·8
XXIII ...	1·0	1·9	1·8	2·2	1·7	0·9	1·9	2·2	1·2	1·4	1·1	0·8
XXIV ...	0·0	0·0	0·7	2·4	0·9	—	1·0	0·7	1·6	0·7	0·7	0·1
XXV... ...	0·0	0·4	0·4	0·1	1·0	—	—	—	0·6	—	—	0·2
XXVI ...	0·7	0·4	0·5	0·9	1·4	—	—	—	0·3	0·3	—	0·0
XXVII ...	2·3	—	—	—	—	—	0·0	0·7	0·3	0·0	—	—
XXVIII ...	0·0	0·5	0·6	0·4	0·0	—	—	0·6	1·0	0·6	1·7	0·4
XXIX ...	0·8	0·6	0·7	0·5	1·0	0·6	1·2	1·2	0·7	1·0	1·3	0·3
XXX... ...	0·0	—	—	—	—	0·6	—	—	1·0	—	—	0·0
XXXI ...	—	0·4	—	—	—	—	—	—	—	—	1·4	—
XXXIII ...	—	—	—	—	—	—	—	—	0·8	—	—	—
XXXIV ...	—	—	—	—	—	—	—	—	0·0	—	—	—
XXXV ...	—	—	—	—	—	—	—	—	—	0·0	—	—
XXXVI ..	—	—	—	0·1	—	—	—	—	—	—	—	—
XXXVII ...	—	—	—	—	—	—	—	1·5	—	—	—	—
XLI	—	—	—	—	—	—	—	—	—	—	1·3	—
Various North Sea.	0·2	0·3	0·3	0·3	0·6	0·3	0·6	0·6	0·6	0·3	0·3	0·2
C	0·4	0·4	0·3	0·4	0·2	0·1	0·2	0·4	0·2	0·2	0·4	0·3
D	0·4	2·2	0·9	0·3	0·4	0·2	0·3	0·6	0·1	1·7	0·6	0·0
J	1·5	—	3·3	—	0·0	0·5	0·5	0·5	0·4	0·0	2·2	—
K	3·3	2·3	1·4	0·7	0·4	—	0·1	0·6	0·3	—	—	0·0
N	—	—	—	—	—	—	—	—	—	0·6	1·0	—
S	—	—	90·7	20·0	—	—	—	—	—	—	36·4	10·3
Minch ...	0·5	2·9	0·9	0·3	—	—	—	—	—	—	—	7·6
C.D. and Minch.	0·5	1·0	0·7	0·6	0·2	0·1	0·3	0·0	—	0·8	—	0·9
Rockall ...	—	—	—	—	—	0·0	—	—	—	—	—	—
Other Western Grounds.	1·1	1·6	1·5	0·4	0·5	0·4	0·6	1·3	0·1	0·2	—	0·7
Faroe ...	0·0	0·1	0·0	0·0	0·0	0·1	0·0	0·0	0·0	0·0	0·0	0·0
Iceland ...	0·0	0·0	0·0	0·0	0·0	0·0	0·0	0·0	0·2	0·0	0·0	0·0

AVERAGE CATCH OF HALIBUT, IN CWTS., PER 100 HOURS' FISHING (ABERDEEN TRAWLERS)—1907.

Areas.	Jan.	Feb.	Mar.	April.	May.	June.	July.	Aug.	Sept.	Oct.	Nov.	Dec.
VI	—	—	2·9	3·9	10·6	7·1	6·3	—	0·6	2·3	—	2·5
VII	4·3	1·5	4·5	3·2	3·4	—	—	—	—	—	—	2·6
VIII	2·2	—	2·3	10·9	—	—	—	4·1	—	—	—	1·8
IX	—	—	—	—	6·3	2·5	5·0	2·8	—	—	—	8·8
X	1·8	2·0	2·3	3·3	6·3	5·5	2·7	3·5	2·1	1·7	2·2	2·3
XI	2·0	4·4	2·6	2·4	—	7·9	—	—	—	1·6	1·5	2·1
XII	2·9	3·2	2·9	3·5	7·1	—	3·5	—	—	1·0	1·4	1·4
XIII	—	0·4	1·4	1·2	1·8	4·5	0·0	1·9	1·8	1·7	2·1	3·3
XIV	1·8	1·4	1·1	1·6	—	3·3	2·6	2·8	2·0	1·6	1·7	1·5
XV	2·1	2·3	1·8	3·2	—	—	—	—	2·7	—	1·6	1·8
XVI	1·2	0·9	5·1	3·7	—	—	—	3·8	—	0·9	0·8	—
XVII... ...	0·3	0·3	0·4	0·5	1·3	0·7	2·7	—	0·4	0·6	0·6	0·6
XVIII ...	0·1	0·4	0·4	0·7	1·3	2·2	2·4	2·1	2·3	1·3	0·5	0·8
XIX	2·1	1·7	1·6	1·7	2·0	1·4	2·1	2·3	1·9	0·9	1·2	1·7
XX	1·8	1·7	2·7	1·8	1·3	0·8	—	—	—	—	1·6	0·8
XXI	1·3	—	—	1·5	—	—	—	—	—	—	—	—
XXII... ...	0·0	0·0	—	—	—	—	—	—	0·0	—	—	0·8
XXIII ...	0·3	0·5	0·7	0·7	0·6	0·3	0·8	0·7	0·4	0·3	0·2	0·3
XXIV ...	0·9	1·2	1·2	1·9	0·9	—	1·9	1·3	0·6	0·7	0·3	0·6
XXV	1·6	1·6	2·2	1·6	2·3	—	—	—	2·1	—	—	0·3
XXVI ...	3·1	2·5	2·9	3·4	1·3	—	—	—	1·2	0·9	—	0·2
XXVII ...	7·8	—	—	—	—	—	0·0	1·3	0·7	0·2	—	—
XXVIII ...	0·3	0·3	0·3	0·0	1·5	—	—	0·6	0·2	0·3	0·3	0·0
XXIX ...	0·2	0·1	0·3	0·0	1·0	0·1	0·2	0·2	0·1	0·1	0·2	0·0
XXX ...	3·0	—	—	—	—	0·0	—	—	0·2	—	—	2·0
XXXI ...	—	2·8	—	—	—	—	—	—	—	—	0·7	—
XXXIII ...	—	—	—	—	—	—	—	—	1·2	—	—	—
XXXIV ...	—	—	—	—	—	—	—	—	0·0	—	—	—
XXXV ...	—	—	—	—	—	—	—	—	—	1·3	—	—
XXXVI ...	—	—	—	1·8	—	—	—	—	—	—	—	—
XXXVII ...	—	—	—	—	—	—	—	0·8	—	—	—	—
XLI	—	—	—	—	—	—	—	—	—	—	0·2	—
Various North Sea.	1·6	1·2	1·6	2·5	2·7	3·3	2·0	2·5	1·7	1·5	1·6	1·3
C	1·5	1·2	2·5	2·9	5·5	2·6	3·5	2·5	2·0	1·1	1·5	2·4
D	1·1	0·8	1·1	1·4	5·0	2·7	2·1	1·9	1·1	1·2	0·2	3·1
J	4·5	—	4·2	—	6·6	4·7	3·5	1·3	0·5	0·4	2·1	—
K	2·3	2·3	1·9	2·0	7·4	—	6·5	4·4	0·3	—	—	0·0
N	—	—	—	—	—	—	—	—	—	9·6	3·1	—
S	—	—	35·6	29·5	—	—	—	—	—	—	9·1	7·9
Minch ...	0·3	0·6	1·6	0·5	—	—	—	—	—	—	—	1·0
C.D. and Minch.	0·6	1·3	3·5	2·0	3·5	2·5	3·2	0·0	—	0·3	—	2·0
Rockall ...	—	—	—	—	—	27·8	—	—	—	—	—	—
Other Western Grounds.	1·5	2·2	1·3	1·3	7·3	2·7	7·4	4·3	1·3	6·6	—	2·8
Faroe ...	8·2	6·5	9·9	9·1	6·8	11·3	9·2	9·6	13·3	11·6	6·0	8·5
Iceland ...	1·1	1·2	1·3	3·1	7·0	12·1	4·9	6·1	6·2	6·6	5·2	1·4

AVERAGE CATCH OF BRILL, IN CWTS., PER 100 HOURS' FISHING (ABERDEEN TRAWLERS)—1907.

Areas.	Jan.	Feb.	Mar.	April.	May.	June.	July.	Aug.	Sept.	Oct.	Nov.	Dec.
VI	—	—	0·0	0·0	0·0	0·0	0·0	—	0·0	0·0	—	0·0
VII	0·0	0·0	0·0	0·0	0·0	—	—	—	—	—	—	—
VIII	0·0	—	0·0	0·0	—	—	—	0·0	—	—	—	0·0
IX	—	—	—	—	0·0	0·0	0·0	0·0	—	—	—	0·0
X	0·0	0·0	0·0	0·0	0·0	0·0	0·0	0·0	0·0	0·0	0·0	0·0
XI	0·0	0·0	0·0	0·0	—	0·0	—	—	—	0·0	0·0	0·0
XII	0·0	0·0	0·0	0·0	0·0	—	0·0	—	—	0·0	0·0	0·0
XIII	—	0·0	0·2	0·1	0·0	0·1	0·0	0·0	0·5	0·0	0·0	0·1
XIV	0·0	0·1	0·0	0·0	—	0·0	0·0	0·0	0·0	0·0	0·0	0·0
XV	0·0	0·0	0·0	0·0	—	—	—	—	0·0	—	0·0	0·0
XVI	0·0	0·0	0·0	0·0	—	—	—	0·0	—	0·0	0·0	—
XVII... ...	0·1	0·1	0·1	0·1	0·5	0·6	0·2	—	1·3	0·0	0·2	0·4
XVIII ...	0·0	0·0	0·0	0·0	0·0	0·0	0·0	0·0	0·0	0·0	0·0	0·0
XIX	0·0	0·0	0·1	0·6	0·0	0·0	0·0	0·0	0·0	0·0	0·0	0·0
XX	0·1	0·0	0·2	0·1	0·2	0·0	—	—	—	—	0·0	0·0
XXI	0·3	—	—	0·0	—	—	—	—	—	—	—	—
XXII ...	0.2	0·0	—	—	—	—	—	—	0·0	—	—	0·0
XXIII ...	0·1	0·2	0·3	0·1	0·0	0·1	0·1	0·0	0·0	0·0	0·0	0·0
XXIV ...	0·0	0.0	0.0	0·0	0·0	—	0·0	0·0	0·0	0·0	0·0	0·0
XXV	0·0	0·2	0·2	0·5	0·1	—	—	—	0·0	0·0	—	0·0
XXVI ...	0·8	0·8	0·4	0·3	0·1	—	—	—	0·0	—	—	0·0
XXVII ...	0·8	—	—	—	—	—	0·0	0·1	0·0	0·0	—	—
XXVIII ...	0·6	2·1	1·4	2·4	0·9	—	—	1·0	0·1	0·1	0·9	0·3
XXIX ...	0·0	0·0	1·1	0·1	0·0	0·0	0·0	0·0	0·0	0·0	0·2	0·0
XXX ...	0·0	—	—	—	—	0·0	—	—	0·0	—	—	0·0
XXXI ...	—	0·8	—	—	—	—	—	—	—	—	0·0	—
XXXIII ...	—	—	—	—	—	—	—	—	0·1	—	—	—
XXXIV ...	—	—	—	—	—	—	—	—	0·0	—	—	—
XXXV ...	—	—	—	—	—	—	—	—	—	0·0	—	—
XXXVI ...	—	—	—	0·1	—	—	—	—	—	—	—	—
XXXVII ...	—	—	—	—	—	—	—	0·0	—	—	—	—
XLI	—	—	—	—	—	—	—	—	—	—	0·2	—
Various North Sea..	0·2	0·1	0·0	0·0	0·0	0·0	0·0	0·0	0·1	0·0	0·0	0·1
C	0·0	0·0	0·0	0·0	0·0	0·1	0·1	0·0	0·0	0·0	0·3	0·0
D	0·1	0·1	0·0	0·0	0·0	0·0	0·0	0·0	0·0	0·3	0·0	0·0
J	0·0	—	0·0	—	0·0	0·0	0·0	0·0	0·0	0·0	0·1	—
K	0·0	0·0	0·1	0·2	0·0	—	0·1	0·0	0·0	—	—	0·0
N	—	—	—	—	—	—	—	—	—	0·0	0·0	—
S	—	—	0·0	0·0	—	—	—	—	—	—	0·0	0·0
Minch ...	0·0	0·0	0·1	0·0	—	—	—	—	—	—	—	0·7
C.D. and Minch	0·0	0·0	0·0	0·0	0·0	0·1	0·0	0·0	—	0·0	—	0·1
Rockall ...	—	—	—	—	—	0·0	—	—	—	—	—	—
Other Western Grounds.	0·0	0·1	0·0	0·0	0·0	0·0	0·0	0·0	0·0	0·1	—	0·1
Faroe ...	0·0	0·0	0·0	0·0	0·0	0·0	0·0	0·0	0·0	0·0	0·0	0·0
Iceland ...	0·0	0·0	0·0	0·0	0·0	0·0	0·0	0·0	0·0	0·0	0·0	0·0

AVERAGE CATCH OF LARGE LEMON SOLES, IN CWTS., PER 100 HOURS' FISHING (ABERDEEN TRAWLERS)—1907.

Areas.	Jan.	Feb.	Mar.	April.	May.	June.	July.	Aug.	Sept.	Oct.	Nov.	Dec.
VI	—	—	0·7	0·2	0·4	0·5	0·0	—	1·3	1·5	—	0·0
VII	0·5	0·2	0·2	0·1	0·1	—	—	—	—	—	—	0·2
VIII	0·0	—	0·0	0·0	—	—	—	0·0	—	—	—	0·1
IX	—	—	—	—	0·5	3·8	7·0	3·6	—	—	—	6·9
X	0·7	1·0	1·0	0·8	0·9	1·4	3·5	2·9	1·1	1·1	0·8	1·1
XI	0·3	0·6	0·1	0·3	—	1·0	—	—	—	0·6	0·2	0·4
XII	0·3	0·4	0·2	0·1	0·4	—	0·0	—	—	0·4	0·2	0·5
XIII	—	0·8	16·7	1·9	2·8	9·2	0·0	1·3	1·3	2·5	1·8	0·7
XIV	0·6	0·7	0·6	1·1	—	8·1	3·5	3·4	2·9	2·5	1·9	1·2
XV	0·4	0·6	0·3	0·2	—	—	—	—	0·1	—	0·2	0·4
XVI	0·1	0·0	0·8	0·3	—	—	—	0·0	—	0·0	0·8	—
XVII... ...	2·4	4·0	2·7	4·3	11·6	7·0	4·9	—	8·5	2·3	4·8	4·0
XVIII ...	1·3	1·1	1·0	1·1	1·9	0·4	1·3	1·3	2·2	1·8	0·9	0·9
XIX	0·3	0·5	0·7	0·8	0·3	0·2	0·4	0·9	1·8	0·0	0·6	0·5
XX	0·5	0·5	0·5	0·8	0·8	1·9	—	—	—	—	2·4	0·1
XXI	1·6	—	—	0·6	—	—	—	—	—	—	—	—
XXII ...	5·4	2·1	—	—	—	—	—	—	64·3	—	—	7·8
XXIII ...	7·0	5·8	8·3	8·9	8·8	9·1	10·9	9·5	7·7	7·7	6·3	3·1
XXIV ...	0·8	0·9	2·8	8·7	7·5	—	1·6	5·0	9·2	3·4	8·9	0·7
XXV... ...	0·5	0·8	1·1	0·2	1·7	—	—	—	2·7	—	—	0·9
XXVI ...	0·5	0·5	0·6	1·6	1·7	—	—	—	2·6	0·6	—	0·9
XXVII ...	3·1	—	—	—	—	—	0·0	0·9	0·7	0·7	—	—
XXVIII ...	4·8	5·9	3·9	5·2	4·9	—	—	0·0	13·8	8·2	8·0	4·7
XXIX ...	8·8	6·3	5·6	8·8	9·2	11·0	9·2	9·8	6·7	7·5	7·4	3·6
XXX... ...	1·5	—	—	—	—	7·5	—	—	9·6	—	—	1·0
XXXI ...	—	0·8	—	—	—	—	—	—	—	—	6·9	—
XXXIII ...	—	—	—	—	—	—	—	—	4·0	—	—	—
XXXIV ...	—	—	—	—	—	—	—	—	11·4	—	—	—
XXXV ...	—	—	—	—	—	—	—	—	—	3·6	—	—
XXXVI ...	—	—	—	0·3	—	—	—	—	—	—	—	—
XXXVII ...	—	—	—	—	—	—	—	9·2	—	—	—	—
XLI	—	—	—	—	—	—	—	—	—	—	0·9	—
Various North Sea.	0·8	1·3	1·2	0·9	1·8	2·3	2·9	3·9	3·1	2·0	1·3	1·2
C	1·1	0·8	2·0	1·9	1·0	1·1	0·7	0·9	0·9	1·2	1·9	1·2
D	1·2	1·8	0·1	3·8	1·0	2·0	1·9	1·1	1·2	2·3	1·3	0·8
J	0·5	—	1·7	—	0·2	0·4	1·0	0·5	0·2	0·0	1·2	—
K	0·4	2·0	2·1	2·5	2·2	—	0·7	1·8	1·2	—	—	0·0
N	—	—	—	—	—	—	—	—	—	0·0	0·0	—
S	—	—	1·1	2·0	—	—	—	—	—	—	0·0	0·1
Minch ...	1·4	1·3	1·1	2·8	—	—	—	—	—	—	—	2·1
C.D. and Minch.	0·3	1·3	2·1	3·8	1·5	1·6	1·3	1·2	—	—	—	—
Rockall ...	—	—	—	—	—	0·3	—	—	—	—	—	—
Other Western Grounds.	0·2	2·6	1·4	2·4	0·9	1·1	1·0	1·4	0·4	0·8	—	0·7
Faroe ...	5·6	7·0	10·8	8·9	7·6	11·5	12·9	6·5	10·7	6·9	3·6	6·5
Iceland ...	0·1	0·0	0·2	0·4	1·5	2·7	1·0	0·9	0·2	0·1	0·0	0·1

Average Catch of Small Lemon Soles, in cwts., per 100 hours' fishing (Aberdeen Trawlers)—1907.

Areas.	Jan.	Feb.	Mar.	April.	May.	June.	July.	Aug.	Sept.	Oct.	Nov.	Dec.
VI	—	—	0·0	0·1	0·2	0·0	0·0	—	0·0	0·0	—	0·0
VII	0·0	0·0	0·0	0·0	0·0	—	—	—	—	—	—	0·0
VIII	0·0	—	0·0	0·0	—	—	—	0·0	—	—	—	0·0
IX	—	—	—	—	0·0	1·2	2·1	1·7	—	—	—	0·6
X	0·1	0·1	0·2	0·2	0·6	0·7	0·9	0·9	0·2	0·3	0·9	0·4
XI	0·0	0·0	0·0	0·0	—	0·0	—	—	—	0·0	0·0	0·2
XII	0·0	0·0	0·0	0·0	0·0	—	0·0	—	—	0·0	0·0	0·1
XIII	—	0·0	6·9	0·0	0·2	1·6	4·2	0·3	0·3	1·3	0·7	0·2
XIV	0·0	0·0	0·0	0·1	—	1·5	1·0	1·3	0·6	0·8	1·1	0·4
XV	0·0	0·0	0·0	0·0	—	—	—	—	0·0	—	0·0	0·0
XVI	0·0	0·0	0·0	0·1	—	—	—	0·0	—	0·0	0·0	—
XVII ...	0·8	0·7	0·4	0·4	1·4	1·2	1·5	—	1·4	0·8	1·8	1·4
XVIII ...	0·2	0·1	0·1	0·0	0·4	0·0	0·1	0·3	0·1	0·1	0·1	0·1
XIX	0·0	0·0	0·0	0·0	0·0	0·0	0·0	0·0	0·0	0·0	0·0	0·0
XX	0·0	0·0	0·0	0·0	0·0	0·0	—	—	—	—	0·0	0·0
XXI	0·0	—	—	0·0	—	—	—	—	—	—	—	—
XXII ...	1·7	0·7	—	—	—	—	—	—	21·4	—	—	0·0
XXIII ...	1·2	1·3	2·1	2·6	1·9	3·3	3·8	3·2	4·6	3·5	3·4	1·9
XXIV ...	0·0	0·0	0·0	1·4	0·2	—	0·3	0·4	0·9	0·2	1·4	0·0
XXV	0·0	0·0	0·0	0·0	0·2	—	—	—	0·1	—	—	0·0
XXVI ...	0·0	0·0	0·0	0·3	0·0	—	—	—	0·4	0·0	—	0·0
XXVII ...	0·0	—	—	—	—	—	0·0	0·0	0·0	0·0	—	—
XXVIII ...	2·6	1·2	1·6	3·6	3·0	—	—	3·2	5·8	3·9	5·4	3·0
XXIX ...	1·1	0·7	2·7	2·6	1·2	2·2	1·4	1·5	1·2	1·5	3·5	3·4
XXX ...	0·0	—	—	—	—	0·2	—	—	0·2	—	—	0·0
XXXI ...	—	0·0	—	—	—	—	—	—	—	—	0·7	—
XXXIII ...	—	—	—	—	—	—	—	—	2·2	—	—	—
XXXIV ...	—	—	—	—	—	—	—	—	0·0	—	—	—
XXXV ...	—	—	—	—	—	—	—	—	—	0·0	—	—
XXXVI ..	—	—	—	0·0	—	—	—	—	—	—	—	—
XXXVII ...	—	—	—	—	—	—	—	0·8	—	—	—	—
XLI	—	—	—	—	—	—	—	—	—	—	0·2	—
Various North Sea.	0·1	0·2	0·2	0·1	0·4	0·6	0·7	1·2	0·5	0·5	0·4	0·3
C	0·3	0·2	0·8	0·1	0·5	0·3	0·4	0·3	0·1	0·3	1·1	0·3
D	0·3	0·6	0·5	0·8	0·2	0·5	0·6	0·4	0·1	0·6	0·3	0·3
J	0·0	—	0·0	—	0·2	0·1	0·3	0·0	0·1	0·0	0·4	—
K	0·0	0·3	0·4	0·2	0·2	—	0·0	0·0	0·0	—	—	0·0
N	—	—	—	—	—	—	—	—	—	0·0	0·0	—
S	—	—	0·0	0·5	—	—	—	—	—	—	0·0	0·0
Minch ...	0·2	0·0	0·1	0·4	—	—	—	—	—	—	—	0·0
C.D. and Minch.	0·0	0·1	0·3	0·4	0·1	0·4	0·7	0·0	—	0·7	—	0·3
Rockall ...	—	—	—	—	—	0·0	—	—	—	—	—	—
Other Western Grounds.	0·0	0·2	0·3	0·4	0·2	0·2	0·1	0·6	0·0	0·4	—	0·3
Faroe ...	0·5	0·4	0·6	0·7	0·5	0·3	1·6	0·7	1·7	0·6	0·3	0·5
Iceland ...	0·0	0·0	0·0	0·0	0·1	0·1	0·0	0·1	0·0	0·0	0·0	0·0

AVERAGE CATCH OF TOTAL LEMON SOLES, IN CWTS., PER 100 HOURS' FISHING (ABERDEEN TRAWLERS)—1907.

Areas.	Jan.	Feb.	Mar.	April.	May.	June.	July.	Aug.	Sept.	Oct.	Nov.	Dec.
VI	—	—	0·7	0·3	0·7	0·5	0·0	—	1·3	1·5	—	0·0
VII	0·5	0·2	0·2	0·1	0·1	—	—	—	—	—	—	0·2
VIII	0·0	—	0·0	0·0	—	—	—	0·0	—	—	—	0·1
IX	—	—	—	—	0·5	5·0	9·0	5·3	—	—	—	7·5
X	0·8	1·1	1·2	1·0	1·6	2·1	4·4	3·7	1·3	1·5	1·6	1·5
XI	0·3	0·6	0·1	0·3	—	1·0	—	—	—	0·6	0·2	0·6
XII	0·3	0·4	0·2	0·1	0·4	—	0·0	—	—	0·4	0·2	0·6
XIII	—	0·8	23·6	1·9	2·9	10·8	4·2	1·6	1·6	3·8	2·5	0·9
XIV	0·6	0·7	0·7	1·1	—	9·6	4·5	4·7	3·6	3·3	3·0	1·6
XV	0·4	0·6	0·3	0·2	—	—	—	—	0·1	—	0·3	0·4
XVI	0·1	0·0	0·8	0·4	—	—	—	0·0	—	0·0	0·8	—
XVII... ...	3·2	4·7	3·1	4·6	13·0	8·2	6·4	—	9·9	3·1	6·5	5·4
XVIII ...	1·5	1·2	1·1	1·1	2·3	0·4	1·4	1·6	2·3	1·9	1·0	1·0
XIX	0·4	0·5	0·8	0·8	0·3	0·2	0·4	0·9	1·8	0·0	0·6	0·5
XX	0·5	0·5	0·5	0·8	0·8	1·9	—	—	—	—	2·4	0·1
XXI	1·6	—	—	0·6	—	—	—	—	—	—	—	—
XXII ...	7·1	2·8	—	—	—	—	—	—	85·7	—	—	7·8
XXIII ...	8·2	7·1	10·4	11·4	10·7	12·4	14·7	12·8	12·2	11·2	9·7	5·1
XXIV ...	0·8	0·9	2·8	10·1	7·7	—	1·9	5·4	10·2	3·6	10·2	0·7
XXV... ...	0·5	0·8	1·1	0·2	1·9	—	—	—	2·9	—	—	0·9
XXVI ...	0·5	0·5	0·6	1·9	1·7	—	—	—	3·1	0·6	—	0·9
XXVII ...	3·1	—	—	—	—	—	0·0	0·9	0·7	0·7	—	—
XXVIII ...	7·4	7·0	5·5	8·9	7·9	—	—	3·2	19·6	12·1	13·4	7·7
XXIX ...	9·9	7·0	8·3	11·4	10·4	13·2	10·6	11·3	7·9	9·0	10·9	7·0
XXX ...	1·5	—	—	—	—	7·7	—	—	9·9	—	—	1·0
XXXI ...	—	0·8	—	—	—	—	—	—	—	—	7·6	—
XXXIII ...	—	—	—	—	—	—	—	—	6·3	—	—	—
XXXIV ...	—	—	—	—	—	—	—	—	11·4	—	—	—
XXXV ...	—	—	—	—	—	—	—	—	—	3·6	—	—
XXXVI ...	—	—	—	0·3	—	—	—	—	—	—	—	—
XXXVII ...	—	—	—	—	—	—	—	10·0	—	—	—	—
XLI	—	—	—	—	—	—	—	—	—	—	1·1	—
Various North Sea.	0·9	1·5	0·2	1·0	2·2	2·9	3·6	5·1	3·6	2·6	1·7	1·4
C	1·4	1·0	2·8	2·0	1·5	1·4	1·0	1·1	1·0	1·5	3·0	1·5
D	1·5	2·4	0·5	4·6	1·2	2·5	2·5	1·5	1·3	2·9	1·6	1·1
J	0·5	—	1·7	—	0·5	0·6	1·3	0·5	0·3	0·0	1·7	—
K	0·4	2·2	2·5	2·8	2·4	—	0·7	1·8	1·2	—	—	0·0
N	—	—	—	—	—	—	—	—	—	0·0	0·0	—
S	—	—	1·1	2·5	—	—	—	—	—	—	0·0	0·1
Minch ...	1·5	1·3	1·1	3·2	—	—	—	—	—	—	—	2·1
C.D. and Minch.	0·3	1·4	2·4	4·2	1·6	2·0	2·0	1·2	—	1·6	—	1·2
Rockall ...	—	—	—	—	—	0·3	—	—	—	—	—	—
Other Western Grounds.	0·2	2·8	1·7	2·8	1·0	1·3	1·1	2·0	0·4	1·2	—	1·0
Faroe ...	6·1	7·4	11·5	9·6	8·1	11·7	14·4	7·2	12·4	7·5	3·9	7·0
Iceland ...	0·1	0·0	0·2	0·4	1·6	2·8	1·0	1·0	0·2	0·1	0·0	0·1

AVERAGE CATCH OF LARGE PLAICE, IN CWTS., PER 100 HOURS' FISHING (ABERDEEN TRAWLERS)—1907.

Areas.	Jan.	Feb.	Mar.	April.	May.	June.	July.	Aug.	Sept.	Oct.	Nov.	Dec.
VI	—	—	0·2	0·8	0·0	0·2	0·0	—	0·0	0·0	—	0·0
VII	1·1	1·5	0·0	0·1	0·0	—	—	—	—	—	—	0·0
VIII	0·0	—	0·0	0·0	—	—	—	0·0	—	—	—	0·0
IX	—	—	—	—	0·0	0·8	3·8	1·1	—	—	—	2·5
X	2·5	5·3	1·8	2·5	0·9	0·6	1·0	1·8	0·7	0·6	0·6	1·3
XI	0·5	1·7	0·1	0·1	—	0·0	—	—	—	0·3	0·0	0·0
XII	0·5	0·7	0·2	0·1	0·0	—	0·0	—	—	0·5	0·1	0·1
XIII	—	1·6	0·0	4·1	1·6	1·3	0·0	0·7	0·0	13·1	4·7	1·9
XIV	0·8	0·8	0·6	1·0	—	1·4	1·1	0·9	0·9	0·8	1·0	0·5
XV	0·0	0·2	0·0	0·2	—	—	—	—	0·0	—	0·0	0·0
XVI	0·2	0·0	0·2	0·1	—	—	—	0·0	—	0·3	0·0	—
XVII ...	1·7	0·2	0·3	3·2	2·3	0·7	0·8	—	0·5	1·6	1·0	1·6
XVIII ...	0·1	0·1	0·0	0·0	0·0	0·0	0·0	0·0	0·0	0·1	0·0	0·1
XIX	0·1	0·4	0·2	0·0	0·1	0·0	0·0	0·0	0·0	0·0	0·0	0·0
XX	3·0	1·3	0·3	0·1	1·4	0·1	—	—	—	—	0·1	0·0
XXI	2·1	—	—	0·0	—	—	—	—	—	—	—	—
XXII ...	0·8	0·0	—	—	—	—	—	—	0·0	—	—	0·0
XXIII ...	0·1	0·3	0·2	0·1	0·1	0·1	0·1	0·0	0·0	0·0	0·0	0·1
XXIV ...	0·0	0·0	0·0	0·0	0·4	—	0·0	0·0	0·0	0·0	0·1	0·0
XXV ...	0·0	1·3	0·7	0·2	0·6	—	—	—	2·0	—	—	0·4
XXVI ...	3·5	0·8	1·0	0·9	2·3	—	—	—	1·2	2·2	—	0·2
XXVII ...	1·6	—	—	—	—	—	0·0	1·9	5·5	1·4	—	—
XXVIII ...	0·6	0·5	1·3	0·0	0·0	—	—	0·0	0·0	0·1	0·1	0·0
XXIX ...	0·2	0·7	0·6	0·1	0·0	0·0	0·0	0·0	0·1	0·0	0·0	0·0
XXX ...	0·0	—	—	—	—	0·0	—	—	0·0	—	—	0·0
XXXI ...	—	2·0	—	—	—	—	—	—	—	—	0·7	—
XXXIII ...	—	—	—	—	—	—	—	—	2·8	—	—	—
XXXIV ...	—	—	—	—	—	—	—	—	0·0	—	—	—
XXXV ...	—	—	—	—	—	—	—	—	—	0·0	—	—
XXXVI ...	—	—	—	0·0	—	—	—	—	—	—	—	—
XXXVII ...	—	—	—	—	—	—	—	0·4	—	—	—	—
XLI	—	—	—	—	—	—	—	—	—	—	0·9	—
Various North Sea.	0·5	1·2	0·8	0·8	0·7	0·6	0·8	0·7	0·5	0·7	0·7	0·6
C	3·6	3·5	1·5	4·6	2·7	1·8	0·5	0·1	0·4	0·8	0·8	1·3
D	2·4	9·4	3·8	4·7	3·9	2·6	3·7	1·1	3·5	4·7	1·7	1·1
J	0·0	—	10·8	—	0·2	1·1	0·3	0·8	0·0	0·0	0·2	—
K	8·2	6·3	3·8	2·2	1·1	—	0·0	0·0	1·8	—	—	0·0
N	—	—	—	—	—	—	—	—	—	0·0	0·0	—
S	—	—	0·0	0·0	—	—	—	—	—	—	0·0	0·3
Minch ...	6·8	17·5	6·0	3·8	—	—	—	—	—	—	—	12·5
C.D. and Minch.	3·4	9·1	7·6	2·0	4·4	2·7	2·8	0·0	—	0·0	—	0·8
Rockall ...	—	—	—	—	—	0·0	—	—	—	—	—	—
Other Western Grounds.	2·2	8·4	2·9	1·7	0·9	0·9	0·2	0·1	0·2	1·0	—	1·0
Faroe ...	1·0	1·4	2·4	5·3	4·4	0·6	0·7	0·6	0·2	0·3	3·6	1·5
Iceland ...	0·2	0·5	0·8	1·7	0·6	0·2	0·0	0·0	0·1	0·2	0·2	0·2

AVERAGE CATCH OF MEDIUM PLAICE, IN CWTS., PER 100 HOURS' FISHING (ABERDEEN TRAWLERS)—1907.

Areas.	Jan.	Feb.	Mar.	April.	May.	June.	July.	Aug.	Sept.	Oct.	Nov.	Dec.
VI	—	—	0·6	3·0	1·1	0·2	0·0	—	0·6	0·5	—	0·0
VII	1·1	9·6	0·1	0·6	0·1	—	—	—	—	—	—	0·0
VIII	0·0	—	0·0	0·0	—	—	—	0·0	—	—	—	0·1
IX	—	—	—	—	0·3	4·5	6·7	3·3	—	—	—	3·8
X	7·3	15·5	6·0	9·5	4·8	2·7	3·9	3·8	1·8	1·5	1·4	4·2
XI	1·5	2·8	0·2	0·8	—	0·0	—	—	—	0·5	0·2	0·8
XII	1·2	1·7	0·3	0·1	0·7	—	0·0	—	—	0·5	0·6	0·1
XIII	—	2·7	3·7	22·2	19·7	6·7	12·5	2·0	3·4	23·9	7·9	4·3
XIV	1·8	1·9	1·7	2·4	—	4·2	4·1	2·4	2·4	1·7	2·1	1·2
XV	0·1	0·1	0·2	1·6	—	—	—	—	0·0	—	0·4	0·1
XVI	0·3	0·0	0·6	0·2	—	—	—	0·0	—	0·9	0·2	—
XVII ...	2·9	1·9	1·5	4·7	8·3	2·6	4·7	—	6·6	2·3	7·5	9·0
XVIII ...	0·4	0·7	0·3	0·2	0·0	0·1	0·1	0·1	0·4	1·0	0·3	0·6
XIX	0·4	0·9	1·5	1·6	0·1	0·0	0·0	0·0	0·1	0·0	0·0	0·1
XX	8·5	6·6	3·7	1·4	7·0	0·7	—	—	—	—	0·5	0·3
XXI	10·8	—	—	0·4	—	—	—	—	—	—	—	—
XXII ...	1·7	0·7	—	—	—	—	—	—	0·0	—	—	0·0
XXIII ...	1·9	3·5	3·2	2·8	2·0	3·4	1·7	1·3	2·0	1·6	2·3	1·4
XXIV ...	0·1	0·4	1·8	1·0	1·1	—	0·5	0·4	0·9	0·4	0·8	0·0
XXV	1·6	8·8	6·8	2·4	5·1	—	—	—	12·3	—	—	1·4
XXVI ...	13·9	2·2	19·9	4·1	9·9	—	—	—	5·1	10·0	—	1·8
XXVII ...	12·5	—	—	—	—	—	16·7	10·8	19·8	12·4	—	—
XXVIII ...	12·8	7·6	8·9	11·3	4·9	—	—	6·4	3·1	6·5	12·9	8·4
XXIX ...	3·3	5·1	7·5	8·7	1·7	2·8	4·2	3·3	3·5	3·0	3·2	1·1
XXX ...	1·0	—	—	—	—	2·9	—	—	4·8	—	—	0·0
XXXI ...	—	13·6	—	—	—	—	—	—	—	—	7·3	—
XXXIII ...	—	—	—	—	—	—	—	—	19·8	—	—	—
XXXIV ...	—	—	—	—	—	—	—	—	7·9	—	—	—
XXXV ...	—	—	—	—	—	—	—	—	—	5·4	—	—
XXXVI ...	—	—	—	1·5	—	—	—	—	—	—	—	—
XXXVII ...	—	—	—	—	—	—	—	6·9	—	—	—	—
XLI	—	—	—	—	—	—	—	—	—	—	5·4	—
Various North Sea.	2·1	3·8	2·7	2·4	3·6	2·3	2·5	2·4	2·7	2·3	1·6	1·7
C	13·6	7·4	6·0	16·0	11·3	7·3	3·9	1·6	3·1	2·8	4·2	5·8
D	10·7	26·4	9·7	11·6	17·4	10·2	8·1	7·6	10·6	11·8	7·5	3·9
J	18·0	—	42·5	—	4·9	11·6	5·8	8·1	4·1	7·0	10·1	—
K	18·1	12·5	17·8	10·2	6·9	—	3·7	4·2	17·9	—	—	1·4
N	—	—	—	—	—	—	—	—	—	0·0	0·0	—
S	—	—	1·3	0·5	—	—	—	—	—	—	0·0	1·7
Minch ...	10·0	43·0	20·7	12·9	—	—	—	—	—	—	—	49·3
C.D. and Minch.	5·5	13·6	13·9	12·7	16·0	10·0	10·8	2·4	—	1·0	—	3·1
Rockall ...	—	—	—	—	—	0·0	—	—	—	—	—	—
Other Western Grounds.	7·6	14·9	10·1	7·4	6·5	5·3	7·3	3·8	2·0	3·6	—	4·0
Faroe ...	0·2	0·3	1·1	2·6	3·7	0·8	0·5	0·7	0·5	0·1	1·2	0·5
Iceland ...	1·9	1·6	3·8	12·9	8·4	3·6	0·9	1·2	3·3	6·1	8·1	3·6

Average Catch of Small Plaice, in cwts., per 100 hours' fishing (Aberdeen Trawlers)—1907.

Areas.	Jan.	Feb.	Mar.	April.	May.	June.	July.	Aug.	Sept.	Oct.	Nov.	Dec.
VI	—	—	0·0	0·2	0·0	0·0	0·0	—	0·0	0·0	—	0·0
VII	0·0	0·0	0·0	0·1	0·0	—	—	—	—	—	—	0·0
VIII	0·0	—	0·0	0·0	—	—	—	0·0	—	—	—	0·0
IX	—	—	—	—	0·0	0·5	0·0	0·0	—	—	—	0·0
X	1·3	4·2	0·9	1·0	0·5	0·4	0·7	0·5	0·0	0·1	0·1	0·5
XI	0·0	0·0	0·0	0·0	—	0·0	—	—	—	0·0	0·0	0·0
XII	0·0	0·3	0·0	0·0	0·0	—	0·0	—	—	0·0	0·0	0·0
XIII	—	0·0	0·2	2·8	2·4	0·3	31·2	0·8	1·1	0·8	0·2	0·5
XIV	0·1	0·2	0·3	0·7	—	0·3	0·1	0·1	0·2	0·1	0·1	0·0
XV	0·0	0·0	0·0	0·2	—	—	—	—	0·0	—	0·0	0·0
XVI	0·0	0·0	0·0	0·0	—	—	—	0·0	—	0·0	0·0	—
XVII... ...	0·2	0·1	0·1	0·1	0·6	0·0	1·1	—	1·8	0·4	0·9	3·0
XVIII ...	0·0	0·0	0·0	0·0	0·0	0·0	0·0	0·0	0·0	0·0	0·0	0·0
XIX	0·0	0·0	0·0	0·0	0·0	0·0	0·0	0·0	0·0	0·0	0·0	0·0
XX	0·1	0·0	0·1	0·0	0·0	0·0	—	—	—	—	0·0	0·0
XXI	0·0	—	—	0·0	—	—	—	—	—	—	—	—
XXII... ...	0·0	0·0	—	—	—	—	—	—	0·0	—	—	0·0
XXIII ...	0·5	0·8	0·4	0·2	0·1	0·3	0·0	0·0	0·1	0·1	0·5	0·2
XXIV ...	0·0	0·0	0·0	0·0	0·0	—	0·0	0·0	0·1	0·0	0·0	0·0
XXV... ...	0·0	0·1	0·2	0·0	0·6	—	—	—	1·0	—	—	0·0
XXVI ...	0·0	0·2	1·0	0·9	0·6	—	—	—	0·1	0·0	—	0·0
XXVII ...	1·6	—	—	—	—	—	0·0	1·2	2·6	1·4	—	—
XXVIII ...	3·8	2·8	2·7	9·7	1·8	—	—	0·6	0·0	8·0	4·2	3·5
XXIX ...	0·0	0·0	1·5	0·2	0·0	0·0	0·1	0·1	0·0	0·0	0·3	0·0
XXX... ...	0·0	—	—	—	—	0·0	—	—	0·0	—	—	0·0
XXXI ...	—	0·4	—	—	—	—	—	—	—	—	1·4	—
XXXIII ...	—	—	—	—	—	—	—	—	0·8	—	—	—
XXXIV ...	—	—	—	—	—	—	—	—	0·0	—	—	—
XXXV ...	—	—	—	—	—	—	—	—	—	0·0	—	—
XXXVI ...	—	—	—	0·0	—	—	—	—	—	—	—	—
XXXVII ...	—	—	—	—	—	—	—	0·0	—	—	—	—
XLI	—	—	—	—	—	—	—	—	—	—	4·9	—
Various North Sea.	0·2	0·8	0·3	0·4	0·7	0·2	0·1	0·3	0·2	1·0	0·2	0·4
C	0·2	0·2	0·8	1·1	0·6	0·2	0·2	0·0	0·6	0·4	0·3	0·0
D	0·6	1·6	0·1	1·0	0·8	0·0	0·7	2·4	0·1	1·1	0·3	0·3
J	0·0	—	4·2	—	0·9	0·4	0·2	0·0	0·0	0·0	0·0	—
K	0·2	1·4	1·4	1·0	0·2	—	0·0	0·0	0·0	—	—	0·0
N	—	—	—	—	—	—	—	—	—	0·0	0·0	—
S	—	—	0·0	0·0	—	—	—	—	—	—	0·0	0·0
Minch ...	0·0	5·3	2·3	0·1	—	—	—	—	—	—	—	6·3
C.D. and Minch.	0·5	0·6	0·7	0·9	0·9	0·0	0·0	0·0	—	0·0	—	0·0
Rockall ...	—	—	—	—	—	0·0	—	—	—	—	—	—
Other Western Grounds.	0·3	1·5	1·6	0·9	0·5	0·2	0·0	0·0	0·0	0·1	—	2·9
Faroe ...	0·0	0·1	0·0	0·0	0·1	0·0	0·0	0·0	0·0	0·0	0·0	0·0
Iceland ...	0·0	0·0	0·1	0·0	0·2	6·3	0·0	0·1	0·5	5·2	4·0	0·3

AVERAGE CATCH OF TOTAL PLAICE, IN CWTS., PER 100 HOURS' FISHING (ABERDEEN TRAWLERS)—1907.

Areas.	Jan.	Feb.	Mar.	April.	May.	June.	July.	Aug.	Sept.	Oct.	Nov.	Dec.
VI	—	—	0·7	4·0	1·1	0·4	0·0	—	0·6	0·5	—	0·0
VII	2·2	11·0	0·1	0·8	0·1	—	—	—	—	—	—	0·0
VIII	0·0	—	0·0	0·0	—	—	—	0·0	—	—	—	0·1
IX	—	—	—	—	0·3	5·8	10·5	4·4	—	—	—	6·3
X	11·2	25·0	8·7	12·9	6·2	3·7	5·5	6·1	2·5	2·2	2·2	6·0
XI	2·0	4·4	0·3	0·9	—	0·0	—	—	—	0·8	0·2	0·8
XII	1·7	2·7	0·5	0·2	0·7	—	0·0	—	—	1·0	0·6	0·3
XIII	—	4·3	3·9	29·1	23·7	8·3	43·7	3·5	4·5	37·8	12·8	6·8
XIV	2·7	2·9	2·6	4·1	—	5·9	5·2	3·4	3·5	2·7	3·2	1·7
XV	0·1	0·3	0·2	2·0	—	—	—	—	0·0	—	0·5	0·2
XVI	0·4	0·0	0·8	0·3	—	—	—	0·0	—	1·3	0·2	—
XVII... ...	4·8	2·2	1·9	8·0	11·2	3·4	6·6	—	8·9	4·3	9·5	13·6
XVIII ...	0·5	0·7	0·3	0·2	0·0	0·1	0·1	0·1	0·4	1·1	0·3	0·7
XIX	0·5	1·2	1·6	1·6	0·2	0·0	0·0	0·0	0·1	0·0	0·0	0·1
XX	11·6	7·9	4·1	1·5	8·4	0·8	—	—	—	—	0·7	0·3
XXI	12·9	—	—	0·4	—	—	—	—	—	—	—	—
XXII... ...	2·5	0·7	—	—	—	—	—	—	0·0	—	—	0·0
XXIII ...	2·5	4·7	3·8	3·1	2·2	3·8	1·8	1·4	2·1	1·7	2·8	1·7
XXIV ...	0·1	0·4	1·8	1·0	1·5	—	0·5	0·4	1·0	0·5	0·9	0·0
XXV... ...	1·6	10·2	7·6	2·6	6·2	—	—	—	15·3	—	—	1·8
XXVI ...	17·4	3·2	21·8	5·9	12·8	—	—	—	6·4	12·2	—	2·0
XXVII ...	15·6	—	—	—	—	—	16·7	14·0	27·9	15·2	—	—
XXVIII ...	17·3	10·9	12·9	21·0	6·7	—	—	7·0	3·1	14·6	17·1	11·9
XXIX ...	3·5	5·7	9·6	9·0	1·7	2·8	4·3	3·4	3·7	3·1	3·6	1·1
XXX... ...	1·0	—	—	—	—	2·9	—	—	4·8	—	—	0·0
XXXI ...	—	16·0	—	—	—	—	—	—	—	—	9·4	—
XXXIII ...	—	—	—	—	—	—	—	—	23·4	—	—	—
XXXIV ...	—	—	—	—	—	—	—	—	7·9	—	—	—
XXXV ...	—	—	—	—	—	—	—	—	—	5·4	—	—
XXXVI ...	—	—	—	1·5	—	—	—	—	—	—	—	—
XXXVII ...	—	—	—	—	—	—	—	7·3	—	—	—	—
XLI	—	—	—	—	—	—	—	—	—	—	11·2	—
Various North Sea.	2·8	5·8	3·8	3·6	5·0	3·1	3·4	3·3	3·4	4·0	2·5	2·7
C	17·4	11·2	8·3	21·7	14·6	9·3	4·6	1·6	4·2	4·0	5·3	7·2
D	13·6	37·4	13·6	17·2	22·0	12·9	12·5	11·1	14·1	17·5	9·6	5·3
J	18·0	—	57·5	—	6·0	13·1	6·2	8·9	4·1	7·0	10·3	—
K	26·6	20·2	23·0	13·5	8·1	—	3·7	4·2	19·6	—	—	1·4
N	—	—	—	—	—	—	—	—	—	0·0	0·0	—
S	—	—	1·3	0·5	—	—	—	—	—	—	0·0	2·0
Minch ...	18·8	65·8	29·0	16·8	—	—	—	—	—	—	—	68·1
C.D. and Minch.	9·4	23·4	22·2	15·6	21·3	12·7	13·7	2·4	—	1·0	—	3·9
Rockall ...	—	—	—	—	—	0·0	—	—	—	—	—	—
Other Western Grounds.	10·1	24·9	14·5	9·9	7·9	6·4	7·5	3·9	2·2	4·7	—	7·9
Faroe ...	1·2	1·8	3·5	7·9	8·1	1·5	1·2	1·3	0·7	0·4	4·8	2·0
Iceland ...	2·1	2·1	4·8	14·6	9·2	4·1	0·9	1·4	4·0	11·5	12·3	4·2

Average Catch of Dabs, in cwts., per 100 hours' fishing (Aberdeen Trawlers)—1907.

Areas.	Jan.	Feb.	Mar.	April.	May.	June.	July.	Aug.	Sept.	Oct.	Nov	Dec.
VI	—	—	0·0	0·0	0·0	0·0	0·0	—	0·0	0·0	—	0·0
VII	0·0	0·0	0·0	0·0	0·0	—	—	—	—	—	—	0·0
VIII	0·0	—	0·0	0·0	—	—	—	0·0	—	—	—	0·0
IX	—	—	—	—	0·0	0·0	0·2	0·0	—	—	—	0·0
X	0·1	0·1	0·0	0·1	0·2	0·1	0·0	0·1	0·1	0·1	0·1	0·4
XI	0·0	0·0	0·0	0·0	—	0·0	—	—	—	0·0	0·0	0·0
XII	0·0	0·0	0·0	0·0	0·0	—	0·0	—	—	0·0	0·0	0·0
XIII	—	0·0	0·0	0·8	0·6	0·1	2·1	0·6	0·5	1·7	0·4	1·5
XIV	0·0	0·0	0·1	0·0	—	0·0	0·1	0·2	0·2	0·1	0·2	0·1
XV	0·0	0·0	0·0	0·0	—	—	—	—	0·0	—	0·0	0·0
XVI	0·0	0·0	0·0	0·0	—	—	—	0·0	—	0·0	0·0	—
XVII... ...	0·2	0·4	0·2	0·2	0·8	0·3	0·0	—	0·3	0·0	0·3	2·8
XVIII ...	0·2	0·2	0·2	0·0	0·0	0·0	0·0	0·0	0·0	0·0	0·2	0·0
XIX	0·0	0·0	0·0	0·0	0·0	0·0	0·0	0·0	0·0	0·0	0·0	0·0
XX	0·0	0·0	0·0	0·0	0·0	0·0	—	—	—	—	0·0	0·0
XXI	0·0	—	—	0·0	—	—	—	—	—	—	—	—
XXII... ...	0·0	0·0	—	—	—	—	—	—	0·0	—	—	0·0
XXIII ...	0·7	0·5	0·6	0·6	0·4	1·4	0·4	0·4	1·0	0·9	2·4	1·3
XXIV ...	0·0	0·0	0·0	0·0	0·0	—	0·0	0·0	0·0	0·0	0·3	0·2
XXV ...	0·0	0·0	0·0	0·0	0·0	—	—	—	0·3	—	—	0·0
XXVI ...	0·0	0·0	0·0	0·0	0·0	—	—	—	0·0	0·0	—	0·0
XXVII ...	0·0	—	—	—	—	—	0·0	0·1	0·0	0·0	—	—
XXVIII ...	1·3	0·7	0·9	0·0	0·6	—	—	0·0	0·9	1·8	3·0	3·9
XXIX ...	0·7	0·0	1·7	1·6	0·7	0·6	0·3	0·3	0·2	0·5	1·2	3·2
XXX ...	0·0	—	—	—	—	0·0	—	—	0·0	—	—	0·0
XXXI ...	—	0·0	—	—	—	—	—	—	—	—	0·0	—
XXXIII ...	—	—	—	—	—	—	—	—	0·0	—	—	—
XXXIV ...	—	—	—	—	—	—	—	—	0·0	—	—	—
XXXV ...	—	—	—	—	—	—	—	—	—	0·0	—	—
XXXVI ...	—	—	—	0·0	—	—	—	—	—	—	—	—
XXXVII ...	—	—	—	—	—	—	—	0·0	—	—	—	—
XLI	—	—	—	—	—	—	—	—	—	—	0·9	—
Various North Sea.	0·0	0·1	0·1	0·0	0·1	0·1	0·1	0·1	0·1	0·5	0·3	0·0
C	0·7	0·0	0·0	0·4	0·2	0·0	0·0	0·2	0·3	0·3	0·1	1·1
D	0·3	0·0	0·1	0·1	0·1	0·0	0·0	1·1	0·0	0·9	1·0	0·0
J	2·0	—	0·0	—	0·0	0·0	0·0	0·0	0·6	0·0	0·0	—
K	0·0	0·4	0·3	0·1	0·0	—	0·0	0·0	0·0	—	—	0·0
N	—	—	—	—	—	—	—	—	—	0·0	0·0	—
S	—	—	0·0	0·0	—	—	—	—	—	—	0·0	0·8
Minch ...	0·0	0·0	0·0	0·0	—	—	—	—	—	—	—	13·9
C.D. and Minch.	1·0	0·0	0·0	0·0	0·3	0·1	0·2	0·0	—	0·0	—	1·0
Rockall ...	—	—	—	—	—	0·0	—	—	—	—	—	—
Other Western Grounds.	0·1	0·1	0·2	0·1	0·0	0·0	0·0	0·0	0·0	0·4	—	0·0
Faroe ...	0·0	0·1	0·3	0·2	0·3	1·0	0·2	0·1	0·0	0·2	1·2	1·4
Iceland ...	0·0	0·3	1·0	0·1	0·5	0·4	0·0	0·1	0·4	6·9	4·9	0·0

AVERAGE CATCH OF LARGE WHITCHES, IN CWTS., PER 100 HOURS' FISHING ABERDEEN (TRAWLERS)—1907.

Areas.	Jan.	Feb.	Mar.	April.	May.	June.	July.	Aug.	Sept.	Oct.	Nov.	Dec.
VI	—	—	0·0	0·0	0·0	0·2	0·0	—	0·0	0·5	—	5·5
VII	1·1	0·6	0·4	0·7	0·1	—	—	—	—	—	—	8·1
VIII	0·4	—	0·0	1·0	—	—	—	0·5	—	—	—	5·5
IX	—	—	—	—	0·0	0·0	0·0	0·3	—	—	—	0·0
X	1·1	0·3	0·6	0·1	0·1	0·1	0·0	0·1	0·2	0·5	2·1	2·0
XI	3·2	6·7	3·1	2·1	—	0·0	—	—	—	1·9	3·9	4·4
XII	1·1	1·2	1·5	2·1	2·5	—	0·0	—	—	1·4	2·9	4·9
XIII	—	1·1	0·0	0·0	0·0	0·1	0·0	0·0	0·8	0·0	0·2	4·9
XIV	3·0	2·0	1·8	3·1	—	0·0	0·1	0·2	0·8	0·9	1·1	2·9
XV	8·0	4·3	2·3	2·4	—	—	—	—	1·3	—	7·7	6·9
XVI	5·4	5·0	1·1	1·2	—	—	—	0·0	—	1·9	2·0	—
XVII	1·5	1·9	0·9	0·2	0·0	0·1	0·0	—	0·0	0·0	0·1	1·2
XVIII ...	6·9	4·8	4·2	7·6	15·6	12·4	11·1	7·2	10·4	9.3	10·4	8·6
XIX	16·6	10·1	2·5	2·9	15·1	22·2	16·5	10·7	10·1	3·4	5·9	9·8
XX	2·5	1·6	1·0	1·3	0·8	4·7	—	—	—	—	3·9	1·8
XXI	1·1	—	—	10·8	—	—	—	—	—	—	—	—
XXII ...	0·8	13·2	—	—	—	—	—	—	0·0	—	—	7·0
XXIII ...	0·9	1·0	0·8	0·2	0·1	0·2	0·5	0·9	0·9	1·4	0·9	2·8
XXIV ...	9·9	6·8	1·2	0·0	4·1	—	8·3	4·5	3·2	3·5	0·4	7·3
XXV ...	2·6	0·7	0·9	4·4	0·9	—	—	—	1·1	—	—	1·7
XXVI ...	0·4	0·2	2·7	0·3	0·0	—	—	—	0·5	0·6	—	0·0
XXVII ...	1·6	—	—	—	—	—	0·0	0·3	0·2	0·0	—	—
XXVIII ...	0·0	0·0	0·0	0·0	0·0	—	—	0·0	0·0	0·0	0·0	0·0
XXIX ...	0·2	0·0	0·0	0·0	0·0	0·0	0·0	0·0	0·0	0·1	0·0	0·0
XXX	3·0	—	—	—	—	0·0	—	—	0·0	—	—	8·2
XXXI ...	—	0·5	—	—	—	—	—	—	—	—	0·0	—
XXXIII ...	—	—	—	—	—	—	—	—	0·0	—	—	—
XXXIV ...	—	—	—	—	—	—	—	—	0·0	—	—	—
XXXV ...	—	—	—	—	—	—	—	—	—	0·0	—	—
XXXVI ...	—	—	—	0·6	—	—	—	—	—	—	—	—
XXXVII ...	—	—	—	—	—	—	—	1·9	—	—	—	—
XLI	—	—	—	—	—	—	—	—	—	—	0·0	—
Various North Sea.	4·4	2·7	2·0	2·0	1·7	1·1	2·3	2·9	1·2	2.2	3·2	2·9
C	0·5	0·0	0·0	0·0	0·0	0·0	0·0	0·1	0·0	0·1	0·1	0·1
D	0·0	0·2	0·5	0·1	0·1	0·0	0·0	0·0	0·0	0·5	0·1	0·1
J	0·0	—	0·0	—	0·0	0·0	0·0	0·0	0·0	0·0	0·7	—
K	0·3	0·9	0·2	0·3	0·4	—	0·0	0·0	0·0	—	—	1·4
N	—	—	—	—	—	—	—	—	—	0·0	1·0	—
S	—	—	0·0	0·0	—	—	—	—	—	—	0·0	0·0
Minch ...	1·6	0·0	0·0	0·2	—	—	—	—	—	—	—	0·0
C.D. and Minch.	1·1	0·3	0·0	0·3	0·0	0·0	0.0	0·0	—	0·0	—	0·1
Rockall ...	—	—	—	—	—	0·0	—	—	—	—	—	—
Other Western Grounds.	0·8	0·1	0·3	0·2	0·1	4·7	0·0	0·0	0·0	0·5	—	0·0
Faroe ...	0·0	0·0	0·1	0·0	0·0	0·6	0·0	0·0	0·0	0·0	0·0	0·0
Iceland ...	0·0	0·0	0·2	2·6	6·9	7·6	2·5	5·3	4·4	3·8	1·1	0·3

Average Catch of Small Witches, in cwts., per 100 hours' fishing (Aberdeen Trawlers)—1907.

Areas.	Jan.	Feb.	Mar.	April.	May.	June.	July.	Aug.	Sept.	Oct.	Nov.	Dec.
VI	—	—	0·0	0·0	0·0	0·0	0·0	—	0·0	0·3	—	6·2
VII	0·0	0·0	0·1	0·3	0·0	—	—	—	—	—	—	2·6
VIII	0·0	—	0·0	0·0	—	—	—	0·0	—	—	—	3·5
IX	—	—	—	—	0·0	0·0	0·0	0·0	—	—	—	0·0
X	0·9	0·3	0·2	0·1	0·0	0·0	0·0	0·1	0·1	0·5	1·1	0·7
XI	2·1	5·0	1·8	1·7	—	0·0	—	—	—	0·6	3·2	2·2
XII	0·3	0·5	0·2	1·0	1·4	—	0·0	—	—	0·3	0·9	0·9
XIII	—	0·0	0·0	0·0	0·0	0·0	0·0	0·0	0·4	0·1	0·0	8·5
XIV	1·6	1·2	0·7	2·4	—	0·0	0·0	0·1	0·3	0·5	0·8	1·7
XV	4·0	1·6	1·3	2·4	—	—	—	—	0·6	—	3·5	3·1
XVI	2·1	1·3	0·0	0·7	—	—	—	0·0	—	0·6	0·7	—
XVII ...	0·2	0·4	0·3	0·0	0·0	0·0	0·0	—	0·0	0·0	0·0	0·6
XVIII ...	4·2	3·3	2·5	4·4	7·0	5·4	6·2	4·7	7·7	6·5	7·4	6·0
XIX	8·1	4·2	0·5	0·0	6·5	8·3	7·8	4·8	5·9	1·9	6·1	3·8
XX	0·9	0·4	0·2	0·7	0·1	0·0	—	—	—	—	0·8	0·3
XXI	0·0	—	—	7·1	—	—	—	—	—	—	—	—
XXII ...	0·0	0·0	—	—	—	—	—	—	0·0	—	—	6·3
XXIII ...	0·0	0·1	0·2	0·0	0·0	0·0	0·2	0·3	0·3	0·7	0·4	1·2
XXIV ...	2·9	1·9	0·0	0·0	1·0	—	4·3	2·0	1·4	1·5	0·0	3·2
XXV	2·1	0·0	0·0	1·6	0·0	—	—	—	0·0	—	—	0·2
XXVI ...	0·0	0·0	0·0	0·0	0·0	—	—	—	0·0	0·0	—	0·0
XXVII ...	0·0	—	—	—	—	—	0·0	0·2	0·0	0·0	—	—
XXVIII ...	0·0	0·0	0·0	0·0	—	—	—	0·0	0·0	0·0	0·0	0·0
XXIX ...	0·0	0·0	0·0	0·0	0·0	0·0	0·0	0·0	0·0	0·0	0·0	0·0
XXX ...	0·0	—	—	—	—	0·0	—	—	0·0	—	—	0·8
XXXI ...	—	0·0	—	—	—	—	—	—	—	—	0·0	—
XXXIII ...	—	—	—	—	—	—	—	—	0·0	—	—	—
XXXIV ...	—	—	—	—	—	—	—	—	0·0	—	—	—
XXXV ...	—	—	—	—	—	—	—	—	—	0·0	—	—
XXXVI ...	—	—	—	0·3	—	—	—	—	—	—	—	—
XXXVII ...	—	—	—	—	—	—	—	0·0	—	—	—	—
XLI	—	—	—	—	—	—	—	—	—	—	0·0	—
Various North Sea.	2·1	1·1	0·7	1·0	0·6	0·4	0·9	1·5	0·7	1·0	2·2	2·0
C	0·2	0·0	0·0	0·0	0·0	0·0	0·0	0·0	0·0	0·1	0·0	0·0
D	0·0	0·0	0·1	0·0	0·0	0·0	0·0	0·0	0·0	1·0	0·0	0·0
J	0·0	—	0·0	—	0·0	0·0	0·0	0·0	0·0	0·0	0·0	—
K	0·3	1·0	0·0	0·0	0·6	—	0·0	0 0	0·0	—	—	0·0
N	—	—	—	—	—	—	—	—	—	0·0	0·0	—
S	—	—	0·0	0·0	—	—	—	—	—	—	0·0	0·0
Minch ...	3·9	0·0	0·0	0·0	—	—	—	—	—	—	—	0·0
C.D. and Minch.	2·9	0·1	0·0	0·0	0·0	0·0	0·0	0·0	—	0·0	—	0·0
Rockall ...	—	—	—	—	—	0·0	—	—	—	—	—	—
Other Western Grounds.	2·5	0·1	0·4	0·0	0·0	4·0	0·0	0·0	0·0	0·2	—	0·0
Faroe ...	0·0	0·0	0·1	0·0	0·0	0·2	0·0	0·0	0·0	0·0	0·0	0·0
Iceland ...	0·0	0·0	0·0	0·0	0·1	0·1	0·0	0·8	0·1	0·0	0·2	0·0

AVERAGE CATCH OF TOTAL WHITCHES, IN CWTS., PER 100 HOURS' FISHING (ABERDEEN TRAWLERS)—1907.

Areas.	Jan.	Feb.	Mar.	April.	May.	June.	July.	Aug.	Sept.	Oct.	Nov.	Dec.
VI	—	—	0·0	0·0	0·0	0·2	0·0	—	0·0	0·9	—	11·7
VII	1·1	0·6	0·6	1·0	0·1	—	—	—	—	—	—	10·7
VIII	0·4	—	0·0	1·0	—	—	—	0·5	—	—	—	9·0
IX	—	—	—	—	0·0	0·0	0·0	0·3	—	—	—	0·0
X	2·0	0·6	0·8	0·2	0·1	0·1	0·0	0·1	0·3	1·0	3·2	2·7
XI	5·3	11·7	4·9	3·8	—	0·0	—	—	—	2·6	7·2	6·6
XII	1·4	1·7	1·7	3·1	3·9	—	0·0	—	—	1·8	3·8	5·8
XIII	—	1·1	0·0	0·0	0·0	0·1	0·0	0·0	1·1	0·1	0·2	13·4
XIV	4·6	3·2	2·6	5·5	—	0·0	0·1	0·3	1·1	1·3	2·0	4·6
XV	12·0	5·9	3·6	4·8	—	—	—	—	1·9	—	11·1	10·1
XVI	7·5	6·3	1·1	2·0	—	—	—	0·0	—	2·5	2·7	—
XVII... ...	1·7	2·4	1·1	0·2	0·0	0·1	0·0	—	0·0	0·0	0·1	1·8
XVIII ...	11·1	8·2	6·7	12·0	22·6	17·9	17·3	11·9	18·1	15·8	17·8	14·7
XIX	24·7	14·3	3·0	2·9	21·6	30·5	24·3	15·6	15·9	5·3	12·0	13·6
XX	3·4	2·0	1·1	2·2	0·9	4·7	—	—	—	—	4·7	2·0
XXI	1·1	—	—	17·9	—	—	—	—	—	—	—	—
XXII ...	0·8	13·2	—	—	—	—	—	—	0·0	—	—	13·3
XXIII ...	1·0	1·1	0·9	0·2	0·1	0·2	0·7	1·2	1·2	2·1	1·2	4·0
XXIV ...	12·7	8·7	1·2	0·0	5·1	—	12·5	6·4	4·6	5·0	0·4	10·4
XXV... ...	4·7	0·7	0·9	5·9	0·9	—	—	—	1·1	—	—	1·9
XXVI ...	0·4	0·2	2·7	0·3	0·0	—	—	—	0·5	0·6	—	0·0
XXVII ...	1·6	—	—	—	—	—	0·0	0·5	0·3	0·0	—	—
XXVIII ...	0·0	0·0	0·0	0·0	0·0	—	—	0·0	0·0	0·0	0·0	0·0
XXIX ...	0·2	0·0	0·0	0·0	0·0	0·0	0·0	0·0	0·0	0·2	0·0	0·0
XXX ...	3·0	—	—	—	—	0·0	—	—	0·0	—	—	9·0
XXXI ...	—	0·5	—	—	—	—	—	—	—	—	0·0	—
XXXIII ...	—	—	—	—	—	—	—	—	0·0	—	—	—
XXXIV ...	—	—	—	—	—	—	—	—	0·0	—	—	—
XXXV ...	—	—	—	—	—	—	—	—	—	0·0	—	—
XXXVI ...	—	—	—	0·9	—	—	—	—	—	—	—	—
XXXVII ...	—	—	—	—	—	—	—	1·9	—	—	—	—
XLI	—	—	—	—	—	—	—	—	—	—	0·0	
Various North Sea.	6·4	3·8	2·7	3·1	2·4	1·5	3·3	4·3	1·9	3·2	5·4	4·9
C	0·8	0·0	0·0	0·0	0·0	0·0	0·0	0·1	0·0	0·1	0·1	0·1
D	0·0	0·2	0·6	0·1	0·1	0·0	0·0	0·0	0·0	1·5	0·1	0·1
J	0·0	—	0·0	—	0·0	0·0	0·0	0·0	0·0	0·0	0·7	—
K	0·6	1·9	0·2	0·3	0·9	—	0·0	0·0	0·0	—	—	1·4
N	—	—	—	—	—	—	—	—	—	0·0	1·0	—
S	—	—	0·0	0·0	—	—	—	—	—	—	0·0	0·0
Minch ...	5·5	0·0	0·0	0·2	—	—	—	—	—	—	—	0·0
C.D. and Minch.	4·1	0·4	0·0	0·3	0·0	0·0	0·0	0·0	—	0·0	—	0·1
Rockall ...	—	—	—	—	—	0·0	—	—	—	—	—	—
Other Western Grounds.	3·4	0·2	0·6	0·2	0·0	8·7	0·0	0·0	0·0	0·7	—	0·0
Faroe ...	0·0	0·0	0·7	0·0	0·0	0·8	0·1	0·0	0·0	0·0	0·0	0·0
Iceland ...	0·0	0·0	0·2	2·6	7·1	7·7	2·5	6·1	4·5	3·8	1·3	0·3

AVERAGE CATCH OF LARGE MEGRIMS, IN CWTS., PER 100 HOURS' FISHING (ABERDEEN TRAWLERS)—1907.

Areas.	Jan.	Feb.	Mar.	April.	May.	June.	July.	Aug.	Sept.	Oct.	Nov.	Dec.
VI	—	—	7·0	8·9	5·2	5·7	7·0	—	4·4	7·1	—	4·9
VII	1·1	0·0	4·2	4·9	12·6	—	—	—	—	—	—	4·6
VIII	9·1	—	6·0	3·1	—	—	—	26·9	—	—	—	1·5
IX	—	—	—	—	1·0	0·8	0·3	0·0	—	—	—	3·8
X	3·6	2·0	2·9	2·8	3·3	3·9	0·5	0·5	3·9	4·6	5·4	1·3
XI	1·1	2·2	3·3	2·7	—	4·1	—	—	—	6·2	8·6	1·8
XII	1·5	0·9	1·5	1·9	17·9	—	21·7	—	—	3·1	3·1	0·5
XIII	—	2·7	1·9	1·9	2·1	1·8	0·0	0·6	0·9	1·2	2·1	20·5
XIV	2·4	3·2	4·7	2·4	—	0·9	0·7	0·8	1·1	1·4	1·1	1·4
XV	1·1	1·4	1·1	2·6	—	—	—	—	0·3	—	0·8	0·9
XVI	0·6	1·3	0·1	1·7	—	—	—	55·4	—	0·6	0·5	—
XVII	1·5	0·9	1·1	1·0	0·4	0·1	0·5	—	0·5	0·4	0·4	0·4
XVIII ...	4·2	7·2	7·3	2·4	4·7	3·5	5·1	3·0	3·4	2·7	3·6	2·1
XIX	0·3	0·5	0·2	0·0	0·5	0·6	2·2	1·0	2·1	0·9	1·8	0·4
XX	0·2	0·1	0·1	0·0	0·0	0·3	—	—	—	—	3·2	1·0
XXI	0·0	—	—	0·8	—	—	—	—	—	—	—	—
XXII ...	0·4	0·3	—	—	—	—	—	—	0·0	—	—	0·8
XXIII ...	0·7	0·6	0·5	0·5	0·3	2·1	0·5	0·6	0·5	0·6	0·6	1·0
XXIV ...	1·3	0·8	0·0	0·0	0·3	—	1·9	1·6	0·9	0·7	0·0	0·7
XXV	0·5	0·0	0·0	0·0	0·0	—	—	—	0·0	—	—	0·0
XXVI ...	0·1	0·0	0·0	0·0	0·0	—	—	—	0·1	0·0	—	0·0
XXVII ...	0·0	—	—	—	—	—	0·0	0·0	0·0	0·0	—	—
XXVIII ...	1·0	0·6	0·1	0·0	0·0	—	—	0·0	0·3	0·1	0·2	0·2
XXIX ...	1·4	0·0	0·3	2·0	0·1	0·9	0·3	0·3	0·2	0·1	0·8	0·6
XXX	0·0	—	—	—	—	0·0	—	—	0·0	—	—	0·0
XXXI ...	—	0·0	—	—	—	—	—	—	—	—	0·0	—
XXXIII ...	—	—	—	—	—	—	—	—	0·0	—	—	—
XXXIV ...	—	—	—	—	—	—	—	—	0·0	—	—	—
XXXV ...	—	—	—	—	—	—	—	—	—	0·0	—	—
XXXVI ...	—	—	—	0·0	—	—	—	—	—	—	—	—
XXXVII ...	—	—	—	—	—	—	—	0·0	—	—	—	—
XLI	—	—	—	—	—	—	—	—	—	—	0·0	—
Various North Sea.	2·3	2·4	3·7	3·1	2·7	3·3	1·5	1·2	2·4	2·3	3·1	2·5
C	1·0	0·3	0·0	0·6	0·1	0·1	0·2	1·0	0·7	0·7	0·8	0·6
D	0·2	0·2	3·7	0·8	0·1	0·1	0·0	1·0	1·5	0·6	0·2	0·3
J	1·5	—	1·7	—	0·0	0·0	0·2	0·4	0·1	0·4	0·5	—
K	7·5	4·5	4·6	2·4	2·2	—	0·0	0·0	0·0	—	—	0·0
N	—	—	—	—	—	—	—	—	—	42·4	21·2	—
S	—	—	4·2	4·0	—	—	—	—	—	—	1·8	1·5
Minch ...	6·1	0·2	2·1	0·9	—	—	—	—	—	—	—	0·0
C.D. and Minch.	3·6	0·3	0·0	0·6	0·1	0·2	0·0	0·0	—	0·8	—	2·4
Rockall ...	—	—	—	—	—	35·4	—	—	—	—	—	—
Other Western Grounds	3·5	2·3	1·8	1·3	0·7	1·0	0·0	1·3	0·0	0·7	—	1·9
Faroe ...	0·0	0·2	0·2	0·3	0·1	0·3	0·1	0·0	0·1	0·2	0·6	0·2
Iceland ...	0·0	0·0	0·2	0·0	2·2	3·9	1·1	1·8	2·0	0·7	1·2	0·0

AVERAGE CATCH OF SMALL MEGRIMS, IN CWTS., PER 100 HOURS' FISHING (ABERDEEN TRAWLERS)—1907.

Areas.	Jan.	Feb.	Mar.	April.	May.	June.	July.	Aug.	Sept.	Oct.	Nov.	Dec.
VI	—	—	1·1	3·1	2·3	3·0	0·0	—	1·9	3·6	—	0·0
VII	0·0	0·0	0·8	1·4	5·7	—	—	—	—	—	—	1·8
VIII	1·0	—	0·8	0·5	—	—	—	18·0	—	—	—	0·0
IX	—	—	—	—	0·2	0·0	0·0	0·0	—	—	—	3·8
X	1·3	0·4	0·6	1·1	1·1	1·5	0·0	0·0	1·3	1·9	1·8	0·4
XI	0·0	0·0	0·9	1·0	—	0·3	—	—	—	1·5	2·0	0·0
XII	0·2	0·1	0·4	0·6	5·0	—	13·5	—	—	1·9	1·1	0·0
XIII	—	0·0	0·0	0·0	0·0	0·0	0·0	0·2	0·1	0·2	0·6	9·7
XIV	0·4	0·6	1·3	1·0	—	0·2	0·1	0·1	0·0	0·2	0·2	0·2
XV	0·2	0·4	0·0	0·9	—	—	—	—	0·0	—	0·0	0·0
XVI	0·0	0·0	0·0	0·6	—	—	—	28·3	—	0·0	0·0	—
XVII... ...	0·0	0·0	0·2	0·2	0·0	0·0	0·0	—	0·0	0·0	0·0	0·0
XVIII ...	1·2	1·2	1·1	0·4	1·3	0·0	0·4	0·4	0·2	0·2	0·3	0·1
XIX	0·0	0·0	0·0	0·0	0·1	0·0	0·1	0·0	0·0	0·0	0·0	0·0
XX	0·0	0·0	0·0	0·0	0·0	0·0	—	—	—	—	0·0	0·0
XXI	0·0	—	—	0·0	—	—	—	—	—	—	—	—
XXII ...	0·0	0·0	—	—	—	—	—	—	0·0	—	—	0·0
XXIII ...	0·2	0·0	0·0	0·0	0·1	0·0	0·0	0·0	0·0	0·0	0·0	0·0
XXIV ...	0·1	0·0	0·0	0·0	0·0	—	0·0	0·0	0·0	0·0	0·0	0·0
XXV... ...	0·0	0·0	0·0	0·0	0·0	—	—	—	0·0	—	—	0·0
XXVI ...	0·0	0·0	0·0	0·0	0·0	—	—	—	0·0	0·0	—	0·0
XXVII ...	0·0	—	—	—	—	—	0·0	0·0	0·0	0·0	—	—
XXVIII ...	0·0	0·0	0·0	0·0	0·0	—	—	0·0	0·0	0·0	0·0	0·0
XXIX ...	0·0	0·0	0·0	0·5	0·0	0·0	0·0	0·0	0·0	0·0	0·0	0·0
XXX... ...	0·0	—	—	—	—	0·0	—	—	0·0	—	—	0·0
XXXI ...	—	0·0	—	—	—	—	—	—	—	—	0·0	—
XXXIII ...	—	—	—	—	—	—	—	—	0·0	—	—	—
XXXIV ...	—	—	—	—	—	—	—	—	0·0	—	—	—
XXXV ...	—	—	—	—	—	—	—	—	—	0·0	—	—
XXVI ...	—	—	—	0·0	—	—	—	—	—	—	—	—
XXXVII ...	—	—	—	—	—	—	—	0·0	—	—	—	—
XLI	—	—	—	—	—	—	—	—	—	—	0·0	—
Various North Sea.	0·6	0·5	1·3	1·0	1·0	1·2	0·2	0·1	0·8	0·6	0·7	2·0
C	0·1	0·0	0·0	0·0	0·0	0·0	0·0	0·2	0·1	0·2	0·3	0·1
D	0·0	0·0	0·7	0·2	0·0	0·0	0·0	0·0	0·7	0·0	0·0	0·0
J	0·0	—	0·0	—	0·0	0·0	1·0	0·0	0.0	0·0	0·0	—
K	1·1	1·2	0·8	1·2	0·0	—	0·0	0·0	0·0	—	—	0·0
N	—	—	—	—	—	—	—	—	—	5·6	5·8	—
S	—	—	0·6	0·0	—	—	—	—	—	—	0·0	0·0
Minch ...	2·4	0·0	0·4	0·6	—	—	—	—	—	—	—	0·0
C.D. and Minch	2·6	0·0	0·0	0·1	0·0	0·0	0·0	0·0	—	0·6	—	0·0
Rockall ...	—	—	—	—	—	0·0	—	—	—	—	—	—
Other Western Grounds.	0·6	0·2	0·2	0·4	0·0	0·1	0·0	0·9	0·8	0·2	—	0·0
Faroe ...	0·0	0·0	0·0	0·1	0·0	0·0	0·0	0·0	0·0	0·1	0·9	0·0
Iceland ...	0·0	0·0	0·0	0·0	0·0	0·0	0·0	0·0	0·0	0·0	0·1	0·0

AVERAGE CATCH OF TOTAL MEGRIMS, IN CWTS., PER 100 HOURS' FISHING (ABERDEEN TRAWLERS)—1907.

Areas.	Jan.	Feb.	Mar.	April.	May.	June.	July.	Aug.	Sept.	Oct.	Nov.	Dec.
VI	—	—	8·1	12·0	7·5	8·7	7·0	—	6·3	10·7	—	4·9
VII	1·1	0·0	5·0	6·3	18·3	—	—	—	—	—	—	6·4
VIII	10·2	—	6·8	3·6	—	—	—	44·9	—	—	—	1·5
IX	—	—	—	—	1·2	0·8	0·3	0·0	—	—	—	7·5
X	4·9	2·4	3·6	3·9	4·4	5·4	0·5	0·5	5·2	6·5	7·3	1·6
XI	1·1	2·2	4·2	3·7	—	4·4	—	—	—	7·7	10·5	1·8
XII	1·7	1·1	1·9	2·6	22·9	—	35·2	—	—	5·0	4·3	0·5
XIII	—	2·7	1·9	1·9	2·1	1·8	0·0	0·7	0·9	1·4	2·7	30·3
XIV	2·9	3·8	6·0	3·4	—	1·2	0·8	0·9	1·2	1·6	1·3	1·6
XV	1·3	1·8	1·1	3·4	—	—	—	—	0·3	—	0·8	0·9
XVI	0·6	1·3	0·1	2·3	—	—	—	83·7	—	0·6	0·5	—
XVII... ...	1·5	0·9	1·3	1·3	0·4	0·1	0·5	—	0·5	0·4	0·4	0·4
XVIII ...	5·3	8·4	8·4	2·8	5·9	3·5	5·5	3·4	3·6	2·9	3·9	2·2
XIX	0·3	0·5	0·2	0·0	0·6	0·6	2·3	1·0	2·1	0·9	1·8	0·4
XX	0·2	0·1	0·1	0·0	0·0	0·3	—	—	—	—	3·2	1·0
XXI	0·0	—	—	0·8	—	—	—	—	—	—	—	—
XXII ...	0·4	0·3	—	—	—	—	—	—	0·0	—	—	0·8
XXIII ...	0·9	0·6	0·5	0·5	0·3	2·1	0·5	0·6	0·5	0·6	0·6	1·0
XXIV ...	1·5	0·8	0·0	0·0	0·3	—	1·9	1·6	0·9	0·7	0·0	0·7
XXV ...	0·5	0·0	0·0	0·0	0·0	—	—	—	0·0	—	—	0·0
XXVI ...	0·1	0·0	0·0	0·0	0·0	—	—	—	0·1	0·0	—	0·0
XXVII ...	0·0	—	—	—	—	—	0·0	0·0	0·0	0·0	—	—
XXVIII ...	1·0	0·6	0·1	0·0	0·0	—	—	0·0	0·3	0·1	0·2	0·2
XXIX ...	1·4	0·0	0·3	2·5	0·1	0·9	0·3	0·3	0·2	0·1	0·8	0·6
XXX ...	0·0	—	—	—	—	0·0	—	—	0·0	—	—	0·0
XXXI ...	—	0·0	—	—	—	—	—	—	—	—	0·0	—
XXXIII ...	—	—	—	—	—	—	—	—	0·0	—	—	—
XXXIV ...	—	—	—	—	—	—	—	—	0·0	—	—	—
XXXV ...	—	—	—	—	—	—	—	—	—	0·0	—	—
XXXVI ...	—	—	—	0·0	—	—	—	—	—	—	—	—
XXXVII ...	—	—	—	—	—	—	—	0·0	—	—	—	—
XLI	—	—	—	—	—	—	—	—	—	—	0.0	—
Various North Sea.	2·8	3·0	5·0	4·2	3·7	4·5	0·7	1·3	3·2	2·9	3·8	3·2
C	1·0	0·3	0·0	0·6	0·1	0·1	0·2	1·2	0·9	0·9	1·1	0·7
D	0·2	0·2	4·4	1·0	0·1	0·1	0·0	1·0	2·2	0·6	0·2	0·3
J	1·5	—	1·7	—	0·0	0·0	0·2	0·4	0·1	0·4	0·5	—
K	8·5	5·7	5·4	3·7	2·2	—	0·0	0·0	0·0	—	—	0·0
N	—	—	—	—	—	—	—	—	—	48·1	26·9	—
S	—	—	4·9	4·0	-	—	—	—	—	—	1·8	1·5
Minch ...	8·6	0·2	2·5	1·5	—	—	—	—	—	—	—	0·0
C.D. and Minch.	6·2	0·3	0·0	0·7	0·1	0·2	0·0	0·0	—	1·5	—	2·8
Rockall ...	—	—	—	—	—	35·4	—	—	—	—	—	—
Other Western Grounds.	4·1	2·5	2·0	1·6	0·7	1·1	0·6	2·2	0·0	0·9	—	2·0
Faroe ...	0·0	0·2	0·3	0·4	0·1	0·3	0·1	0·0	0·1	0·2	1·5	0·2
Iceland ...	0·0	0·0	0·2	0·0	2·2	3·9	1·1	1·8	2·0	0·7	1·3	0·0

AVERAGE CATCH OF EEL, IN CWTS., PER 100 HOURS' FISHING (ABERDEEN TRAWLERS)—1907.

Areas.	Jan.	Feb.	Mar.	April.	May.	June.	July.	Aug.	Sept.	Oct.	Nov.	Dec.
VI	—	—	0·0	0·0	0·0	0·0	0·0	—	0·0	0·0	—	0·0
VII	0·0	0·0	0 0	0·0	0·0	—	—	—	—	—	—	0·0
VIII	0·0	—	0·0	0·0	—	—	—	0·0	—	—	—	0·0
IX	—	—	—	—	0·0	0·1	0·1	0·0	—	—	—	0·0
X	0·0	0·0	0·0	0·0	0·0	0·0	0·0	0·0	0·0	0·0	0·0	0·0
XI	0·0	0·0	0·0	0·0	—	0·0	—	—	—	0·0	0·0	0·0
XII	0·0	0·0	0·0	0·0	0·0	—	0·0	—	—	0·0	0·1	0·0
XIII	—	0·0	0·5	0·4	0·0	0·1	0·0	0·0	0·1	0·2	0·3	0·4
XIV	0·0	0·0	0·0	0·0	—	0·0	0·0	0·0	0·0	0·0	0·0	0·0
XV	0·0	0·0	0·0	0·0	—	—	—	—	0·0	—	0·0	0·0
XVI	0·0	0·0	0·0	0·0	—	—	—	0·0	—	0·0	0·0	—
XVII ...	0·4	0·2	0·1	0·5	0·1	0·3	0·3	—	1·4	0·4	1·1	0·4
XVIII ...	0·1	0·1	0·1	0·0	0·0	0·0	0·0	0·0	0·0	0·0	0·0	0·0
XIX	0·0	0·0	0·0	0·0	0·0	0·0	0·0	0·0	0·0	0·0	0·0	0·0
XX	0·0	0·0	0·0	0·0	0·1	0·0	—	—	—	—	0·0	0·0
XXI	0·0	—	—	0·0	—	—	—	—	—	—	—	—
XXII ...	0·0	0·0	—	—	—	—	—	—	0·0	—	—	1·6
XXIII ...	0·1	0·2	0·0	0·0	0·0	0·1	0·0	0·0	0·1	0·1	0·0	0·1
XXIV ...	0·0	0·0	0·0	0·0	0·0	—	0·0	0·0	0·0	0·0	0·0	0·0
XXV ...	0·0	0·0	0·0	0·0	0·0	—	—	—	0·1	—	—	0·0
XXVI ...	0·0	0·0	0·0	0·2	0·0	—	—	—	0·0	0·0	—	0·0
XXVII ...	0·0	—	—	—	—	—	0·0	0·0	0·0	0·0	—	—
XXVIII ...	0·3	0·2	0·1	0·0	0·0	—	—	0·0	0·1	0·1	0·0	0·0
XXIX ...	0·0	0·0	0·2	0·0	0·0	0·0	0·0	0·0	0·0	0·0	0·0	0·0
XXX ...	0·0	—	—	—	—	0·0	—	—	0·0	—	—	0·0
XXXI ...	—	0·0	—	—	—	—	—	—	—	—	0·0	—
XXXIII ...	—	—	—	—	—	—	—	—	0·0	—	—	—
XXXIV ...	—	—	—	—	—	—	—	—	0·0	—	—	—
XXXV ...	—	—	—	—	—	—	—	—	—	0·0	—	—
XXXVI ...	—	—	—	0·0	—	—	—	—	—	—	—	—
XXXVII ...	—	—	—	—	—	—	—	0·0	—	—	—	—
XLI	—	—	—	—	—	—	—	—	—	—	0·0	—
Various North Sea.	0·0	0·0	0·0	0·0	0·0	0·0	0·0	0·0	0·0	0·4	0·1	0·1
C	0·3	0·0	0·0	0·2	0·0	0·0	0·1	0·1	0·0	0·1	0·2	0·4
D	1·1	0·6	0·7	0·4	0·1	0·0	0·0	0·2	0·1	0·6	0·2	0·3
J	0·0	—	0·0	—	0·0	0·0	0·1	0·1	0·1	0·4	0·1	—
K	1·6	0·9	0·3	0·4	0·0	—	0·1	0·0	0·0	—	—	0·0
N	—	—	—	—	—	—	—	—	—	6·2	1·9	—
S	—	—	3·0	4·0	—	—	—	—	—	—	2·3	2·7
Minch ...	4·2	1·1	0·5	0·1	—	—	—	—	—	—	—	5·6
C.D. and Minch.	1·5	0·0	0·0	0·1	0·0	0·0	0·1	0·0	—	0·0	—	0·3
Rockall ...	—	—	—	—	—	0·0	—	—	—	—	—	—
Other Western Grounds.	1·4	0·2	0·5	0·2	0·2	1·7	0·0	0·0	0·1	2·2	—	0·2
Faroe ...	0·0	0·0	0·0	0·0	0·0	0·0	0·0	0·0	0·0	0·0	0·0	0·0
Iceland ...	0·0	0·0	0·0	0·0	0·0	0·0	0·0	0·0	0·0	0·0	0·0	0·0

AVERAGE CATCH OF SKATE, IN CWTS., PER 100 HOURS' FISHING (ABERDEEN TRAWLERS)—1907.

Areas.	Jan.	Feb.	Mar.	April.	May.	June.	July.	Aug.	Sept.	Oct.	Nov.	Dec.
VI	—	—	36·8	8·1	3·4	12·2	31·3	—	70·0	39·7	—	18·5
VII	17·4	0·0	3·1	4·2	6·1	—	—	—	—	—	—	20·2
VIII	17·7	—	5·2	6·2	—	—	—	50·3	—	—	—	12·0
IX	—	—	—	—	2·8	18·0	15·6	4·4	—	—	—	17·5
X	12·6	7·3	9·4	8·1	6·6	8·9	6·2	4·5	20·5	18·2	13·4	5·5
XI	8·1	2·2	4·5	3·7	—	2·0	—	—	—	8·6	14·0	10·3
XII	8·4	4·8	4·0	2·5	48·6	—	20·9	—	—	11·6	7·7	2·1
XIII	—	9·4	4·6	7·7	18·5	19·2	33·3	11·7	9·9	17·5	19·2	17·0
XIV	6·8	5·1	3·3	6·0	—	14·0	6·6	8·2	6·0	8·6	8·8	4·4
XV	3·9	3·3	2·6	2·7	—	—	—	—	2·3	—	4·7	4·0
XVI	4·2	5·0	2·2	2·5	—	—	—	66·7	—	0·5	2·2	—
XVII... ...	7·1	5·6	3·5	2·7	7·8	8·1	7·6	—	11·8	7·8	14·3	6·1
XVIII ...	7·1	9·7	8·9	6·4	10·6	3·5	3·1	3·4	6·3	12·5	13·7	5·7
XIX	2·5	3·3	2·4	0·4	1·5	3·8	2·5	4·1	9·2	4·4	4·8	4·0
XX	6·4	3·5	1·8	0·2	0·4	2·0	—	—	—	—	10·5	1·0
XXI	10·5	—	—	1·7	—	—	—	—	—	—	—	—
XXII... ...	4·2	5·6	—	—	—	—	—	—	3·6	—	—	18·8
XXIII ...	11·5	11·9	7·5	4·9	4·5	6·2	7·8	7·6	8·1	8·5	6·9	7·4
XXIV ...	5·3	3·9	5·8	4·8	5·3	—	2·6	5·2	9·5	10·7	7·3	4·4
XXV	6·2	2·4	2·7	1·6	3·5	—	—	—	1·8	—	—	1·2
XXVI ...	7·2	3·0	1·2	1·3	1·1	—	—	—	2·0	2·5	—	1·8
XXVII ...	50·0	—	—	—	—	—	0·0	1·5	2·2	0·5	—	—
XXVIII ...	8·3	16·7	7·9	13·3	6·1	—	—	2·6	8·9	7·1	9·8	6·3
XXIX ...	6·9	2·2	11·9	4·0	2·5	2·6	2·0	3·3	4·5	6·3	7·5	2·3
XXX	2·0	—	—	—	—	3·3	—	—	—	—	—	3·6
XXXI ...	—	3·0	—	—	—	—	—	—	—	—	2·8	—
XXXIII ...	—	—	—	—	—	—	—	—	4·8	—	—	—
XXXIV ...	—	—	—	—	—	—	—	—	9·7	—	—	—
XXXV ...	—	—	—	—	—	—	—	—	—	0·0	—	—
XXXVI ...	—	—	—	0·6	—	—	—	—	—	—	—	—
XXXVII ...	—	—	—	—	—	—	—	4·6	—	—	—	—
XLI	—	—	—	—	—	—	—	—	—	—	0·0	—
Various North Sea.	7·0	6·3	9·4	5·1	5·1	7·7	4·9	8·6	16·7	9·6	9·5	6·3
C	8·0	2·2	0·0	5·3	3·1	2·4	8·2	19·4	7·9	11·5	10·9	7·5
D	10·1	7·9	5·3	5·9	2·8	4·1	2·3	6·0	16·9	18·1	11·8	5·9
J	8·0	—	5·0	-	1·9	3·6	4·7	7·3	9·4	1·6	14·5	—
K	28·9	7·1	6·1	5·8	8·9	—	0·8	10·0	4·8	—	—	0·0
N	—	—	—	—	—	—	—	—	—	34·8	17·3	—
S	—	—	28·8	22·0	—	—	—	—	—	—	76·4	20·0
Minch ...	17·4	3·5	19·2	4·6	—	—	—	—	—	—	—	44·4
C.D. and Minch.	12·6	5·1	4·2	5·4	3·5	3·3	4·7	4·8	—	7·6	—	0·1
Rockall ...	—	—	—	—	—	150·0	—	—	—	—	—	—
Other Western Grounds.	11·2	5·5	5·0	3·4	3·5	7·3	3·5	13·2	1·0	10·7	—	16·3
Faroe ...	0·8	0·6	0·9	0·8	0·8	2·2	1·7	2·4	5·2	3·2	6·0	2·2
Iceland ...	4·5	1·6	2·5	4·1	2·7	3·2	0·6	4·9	4·5	5·3	3·7	5·3

AVERAGE CATCH OF GURNARD, IN CWTS., PER 100 HOURS FISHING (ABERDEEN TRAWLERS)—1907.

Areas.	Jan.	Feb.	Mar.	April.	May.	June.	July.	Aug.	Sept.	Oct.	Nov.	Dec.
VI	—	—	0·0	0·0	0·5	0·0	0·0	—	0·0	0·0	—	0·0
VII	0·0	8·8	0·0	0·0	0·0	—	—	—	—	—	—	0·0
VIII	10·4	—	0·0	0·0	—	—	—	4·1	—	—	—	0·0
IX	—	—	—	—	0·0	0·0	0·0	2·2	—	—	—	0·0
X	5·0	0·3	2·0	0·4	0·3	0·0	0·1	0·0	0·2	0·0	0·0	0·0
XI	0·0	0·0	0·1	0·1	—	0·0	—	—	—	0·5	0·1	0·0
XII	0·6	1·7	0·1	0·0	0·0	—	2.6	—	—	1·3	0·0	0·0
XIII	—	0·0	0·0	0·0	0·0	0·0	0·0	0·5	0·0	0·9	1·4	0·0
XIV	0·2	1·0	0·6	0·0	—	0·0	0·0	0·0	0·6	0·1	0·3	1·2
XV	0·4	0·0	0·0	0·0	—	—	—	—	0·0	—	0·0	0·2
XVI	0·0	0·0	0·0	0·1	—	—	—	20·0	—	0·0	0·0	—
XVII... ...	1·3	0·1	0·7	1·5	0·2	0·0	0·0	—	0·0	0·0	0·0	0·4
XVIII ...	0·5	1·3	1·6	0·6	0·0	0·0	0·0	0·1	0·0	0·1	0·0	0·1
XIX	0·2	0·0	0·0	0·0	0·1	0·0	0·0	0·0	0·0	0·0	0·0	0·0
XX	0·6	0·2	0·0	0·0	0·0	0·0	—	—	—	—	0·0	0·0
XXI	0·0	—	—	0·0	—	—	—	—	—	—	—	—
XXII... ...	0·2	0·0	—	—	—	—	—	—	0·0	—	—	0·0
XXIII ...	0·1	0·0	0·3	0·3	0·1	0·1	0·2	0·7	0·6	1·4	1·3	0·8
XXIV ...	0·0	0·0	0·0	1·9	0·0	—	0·0	0·0	0·4	0·1	4·3	0·2
XXV... ..	0·0	0·0	0·0	0·0	0·0	—	—	—	0·0	—	—	0·0
XXVI ...	0·0	0·0	0·0	0·0	0·0	—	—	—	0·0	0·0	—	0·0
XXVII ...	0·0	—	—	—	—	—	0·0	0·0	0·0	0·0	—	—
XXVIII ...	0·0	0·0	0·0	0·0	0·6	—	—	0·6	0·0	0·4	0·6	0·7
XXIX ...	0·3	0·0	0·0	0·2	0·1	0·3	0·8	1·8	1·2	1·6	1·9	1·1
XXX ...	0·0	—	—	—	—	0·0	—	—	0·0	—	—	1·0
XXXI ...	—	0·0	—	—	—	—	—	—	—	—	0·0	—
XXXIII ...	—	—	—	—	—	—	—	—	0·4	—	—	—
XXXIV ...	—	—	—	—	—	—	—	—	0·0	—	—	—
XXXV ...	—	—	—	—	—	—	—	—	—	0·0	—	—
XXXVI ...	—	—	—	1·2	—	—	—	—	—	—	—	—
XXXVII ...	—	—	—	—	—	—	—	0·0	—	—	—	—
XLI	—	—	—	—	—	—	—	—	—	—	0·0	—
Various North Sea.	1·0	2·7	0·4	0·5	0·1	0·0	0·0	0·2	0·3	0·6	0·7	0·6
C	0·3	0·0	0·0	0·2	0·3	0·1	0·2	0·0	0·3	0·0	0·7	0·0
D	0·0	0·0	0·4	0·5	0·0	0·8	0·0	0·0	·2·2	3·4	4·1	0·0
J	0·0	—	30·0	—	0·0	0·0	0·0	0·0	0·0	0·0	0·0	—
K	6·8	2·4	19·3	3·2	0·0	—	0·0	0·0	0·0	—	—	0·0
N	—	—	—	—	—	—	—	—	—	0·0	0·0	—
S	—	—	5·1	36·0	—	—	—	—	—	—	0·0	0·0
Minch ...	0·0	0·0	0·8	2·6	—	—	—	—	—	—	—	0·0
C.D. and Minch.	0·0	1·1	0·0	0·9	0·0	1·5	0·0	0·0	—	0·0	—	0·4
Rockall ...	—	—	—	—	—	0·0	—	—	—	—	—	—
Other Western Grounds.	0·0	5·1	2·2	2·7	3·8	0·0	0·0	0·0	0·0	4·2	—	5·8
Faroe ...	0·0	0·1	0·0	0·0	0·2	0·2	0·0	0·0	0·0	0·0	0·0	0·0
Iceland ...	0·0	0·0	0·3	0·0	0·0	0·3	0·0	0·0	0·0	0·0	0·0	0·0

AVERAGE CATCH OF CATFISH, IN CWTS., PER 100 HOURS FISHING (ABERDEEN TRAWLERS)—1907.

Areas.	Jan.	Feb.	Mar.	April.	May.	June.	July.	Aug.	Sept.	Oct.	Nov.	Dec.
VI	—	—	0·0	1·5	0·5	0·9	0·0	—	1·3	2·9	—	0·0
VII	0·0	0·0	1·0	3·0	1·5	—	—	—	—	—	—	1·3
VIII	0·0	—	4·2	14·6	—	—	—	3·4	—	—	—	0·5
IX	—	—	—	—	0·3	11·0	7·1	0·6	—	—	—	0·0
X	0·7	1·4	1·2	1·4	1·0	2·4	3·2	1·8	0·7	0·9	0·4	0·3
XI	0·6	0·6	2·3	3·5	—	0·7	—	—	—	1·2	1·1	0·4
XII	0·1	0·7	2·7	3·7	0·7	—	0·0	—	—	0·0	0·3	0·1
XIII	—	1·6	0·9	0·8	5·4	8·4	2·1	0·8	0·7	0·4	0·3	0·0
XIV	1·2	2·8	4·9	9·3	—	9·9	9·8	6·4	3·5	1·8	1·0	0·9
XV	1·0	1·3	1·7	2·7	—	—	—	—	0·0	—	1·0	0·7
XVI	0·3	0·0	0·2	5·1	—	—	—	3·3	—	0·6	0·4	—
XVII... ...	1·0	3·8	3·7	2·6	5·8	3·5	4·4	—	0·5	0·2	0·3	0·4
XVIII ...	0·7	1·9	3·3	2·2	2·8	1·1	2·6	2·3	1·3	0·8	0·2	0·3
XIX	0·3	1·1	2·4	1·6	1·4	0·8	1·5	1·9	1·0	0·6	0·0	0·4
XX	0·7	1·6	4·5	3·5	10·4	2·4	—	—	—	—	1·6	0·0
XXI	1·1	—	—	2·9	—	—	—	—	—	—	—	—
XXII... ...	1·3	0·7	—	—	—	—	—	—	14·3	—	—	1·6
XXIII ...	1·4	2·9	5·4	5·6	6·2	4·8	3·2	2·3	1.5	1·3	0·8	0·6
XXIV ...	0·5	0·8	2·6	6·7	3·3	—	2·0	2·2	1·6	0·6	0·5	0·3
XXV ...	0·5	3·9	6·4	3·1	12·1	—	—	—	1·5	—	—	0·9
XXVI ...	2·8	6·0	12·3	17·5	16·5	—	—	—	3·0	1·9	—	0·4
XXVII ...	50·0	—	—	—	—	—	25·0	4·6	4·3	4·6	—	—
XXVIII ...	2·9	6·5	8·8	4·0	10·4	—	—	2·6	4·7	2·5	1·5	1·4
XXIX ...	2·3	1·9	6·1	6·2	6·1	4·8	3·9	2·1	1·4	1·1	1·4	1·1
XXX ...	1·0	—	—	—	—	5·0	—	—	0·2	—	—	3·1
XXXI ...	—	12·1	—	—	—	—	—	—	—	—	0·2	—
XXXIII ...	—	—	—	—	—	—	—	—	2·0	—	—	—
XXXIV ...	—	—	—	—	—	—	—	—	4·5	—	—	—
XXXV ...	—	—	—	—	—	—	—	—	—	3·6	—	—
XXXVI ...	—	—	—	2·4	—	—	—	—	—	—	—	—
XXXVII ...	—	—	—	—	...	—	—	1·5	—	—	—	—
XLI	—	—	—	—	—	—	—	—	—	—	0·0	—
Various North Sea.	0·5	2·1	3·6	3·3	4·3	5·4	4·9	3·2	1·6	1·0	0·7	0·5
C	·1	0·1	0·0	1·1	0·9	1·0	0·4	0·4	0·2	0·1	0·1	0·0
D	0·0	0·5	1·6	1·6	1·2	2·1	0·5	0·5	0·3	0·7	0·1	0·0
J	0·0	—	0·0	—	0·0	0·3	2·0	0·0	0·0	0·4	0·0	—
K	0·0	0·7	0·1	0·7	0·6	—	0·0	0·6	0·0	—	—	0·0
N	—	—	—	—	—	—	—	—	—	0·6	0·0	—
S	—	—	5·1	0·0	—	—	—	—	—	—	0·0	0·0
Minch ...	0·0	0·0	0·2	0·5	—	—	—	—	—	—	—	0·0
C.D. and Minch.	0·0	0·5	1·4	1·1	1·5	1·1	0·7	1·2	—	0·0	—	0·0
Rockall ...	—	—	—	—	—	0·0	—	—	—	—	—	—
Other Western Grounds.	0·1	0·5	0·3	0·4	0·2	0·6	0·1	0·3	0·0	0·0	—	0·0
Faroe ...	7·8	24·1	32·0	30·5	26·8	9·1	18·9	5·5	1·7	1·3	1·2	0·4
Iceland ...	0·3	2·0	7·8	9·1	10·1	14·8	2·2	2·5	2·2	0·2	0·0	0·0

AVERAGE CATCH OF MONK, IN CWTS., PER 100 HOURS' FISHING (ABERDEEN TRAWLERS)—1907.

Areas.	Jan.	Feb.	Mar.	April.	May.	June.	July.	Aug.	Sept.	Oct.	Nov.	Dec.
VI	—	—	10·3	3·9	4·3	6·3	0·0	—	10·0	12·2	—	7·4
VII	5·4	0·0	2·4	1·9	2·8	—	—	—	—	—	—	7·9
VIII	7·3	—	0·0	0·0	—	—	—	16·3	—	—	—	8·0
IX	—	—	—	—	2·1	4·0	2·7	2·2	—	—	—	10·0
X	2·9	2·9	2·9	3·1	2·6	3·4	1·1	0·5	6·5	7·6	6·6	3·2
XI	2·4	4·4	3·3	1·6	—	2·6	—	—	—	3·2	7·2	5·0
XII	3·8	3·4	1·5	1·6	11·4	—	17·4	—	—	5·1	4·5	2·1
XIII	—	3·1	1·9	0·8	1·9	3·5	0·0	3·0	2·5	2·3	3·9	14·7
XIV	4·1	3·4	3·8	3·3	—	2·7	1·9	3·2	1·9	3·0	4·1	3·8
XV	3·7	2·6	2·1	3·8	—	—	—	—	1·1	—	2·8	3·0
XVI	1·7	1·3	0·0	1·4	—	—	—	30·0	—	1·3	1·6	—
XVII... ...	4·7	3·4	2·2	2·7	1·9	1·6	1·5	—	0·6	0·6	2·4	3·8
XVIII ...	7·9	8·7	7·8	5·5	4·4	2·8	3·8	2·4	2·7	4·0	6·7	4·7
XIX	4·5	3·7	1·0	0·8	4·4	5·2	3·7	1·3	3·1	0·0	2·4	3·7
XX	2·1	1·4	0·3	1·3	0·0	0·0	—	—	—	—	6·3	2·0
XXI	2·1	—	—	3·3	—	—	—	—	—	—	—	—
XXII ...	6·7	5·6	—	—	—	—	—	—	21·4	—	—	0·0
XXIII ...	4·6	3·8	3·3	3·0	4·3	4·6	3·6	3·5	4·7	4·4	5·2	4·1
XXIV ...	5·0	3·9	0·3	2·9	0·7	—	1·9	1·4	1·4	1·5	5·9	3·0
XXV... ...	1·6	1·1	0·3	1·6	0·1	—	—	—	0·5	—	—	0·4
XXVI ...	1·1	0·0	0·0	0·0	0·0	—	—	—	0·0	0·0	—	0·0
XXVII ...	0·0	—	—	—	—	—	0·0	1·2	2·2	0·6	—	—
XXVIII ...	0·0	2·5	0·8	3·2	0·0	—	—	0·0	0·9	2·7	3·5	1·8
XXIX ...	3·0	0·7	3·6	3·3	2·2	3·3	1·7	2·2	2·0	2·8	3·2	0·0
XXX... ...	0·0	—	—	—	—	1·7	—	—	0·0	—	—	0·5
XXXI ...	—	0·0	—	—	—	—	—	—	—	—	0·0	—
XXXIII ...	—	—	—	—	—	—	—	—	6·5	—	—	—
XXXIV ...	—	—	—	—	—	—	—	—	0·0	—	—	—
XXXV ...	—	—	—	—	—	—	—	—	—	3·6	—	—
XXXVI ...	—	—	—	0·0	—	—	—	—	—	—	—	—
XXXVII ...	—	—	—	—	—	—	—	0·0	—	—	—	—
XLI	—	—	—	—	—	—	—	—	—	—	0·0	—
Various North Sea.	4·1	3·7	3·8	2·5	2·9	3·0	1·7	2·4	3·2	3·8	4·3	4·7
C	1·5	0·1	0·0	0·1	0·2	0·1	0·8	5·2	4·0	2·6	3·0	1·6
D	0·4	0·7	3·8	1·0	0·1	0·3	0·2	0·2	2·8	2·6	0·8	1·1
J	1·0	—	0·0	—	0·0	0·0	1·5	0·0	1·5	0·0	5·0	—
K	5·7	2·4	2·7	1·4	3·0	—	0·0	0·2	0·0	—	—	0·0
N	—	—	—	—	—	—	—	—	—	2·8	0·0	—
S	—	—	16·9	8·0	—	—	—	—	—	—	43·6	12·7
Minch ...	3·9	0·9	1·7	0·4	—	—	—	—	—	—	—	0·0
C.D. and Minch.	1·4	0·6	0·0	1·0	0·0	0·0	0·9	0·0	—	5·9	—	1·9
Rockall ..	—	—	—	—	—	0·0	—	—	—	—	—	—
Other Western Grounds.	2·8	1·2	1·8	1·2	0·7	0·0	0·3	0·0	0·0	2·1	—	2·3
Faroe ...	0·3	0·2	0·7	0·3	0·6	0·1	1·0	1·0	1·7	2·3	2·4	1·2
Iceland ..	0·0	0·0	0·0	0·0	0·1	0·3	0·3	0·9	1·1	1·0	0·3	0·4

AVERAGE CATCH OF SQUID, IN CWTS., PER HOURS' FISHING (ABERDEEN TRAWLERS), 1907.

Areas.	Jan.	Feb.	Mar.	April.	May	June	July	Aug.	Sept.	Oct.	Nov.	Dec.
VI	—	—	0·0	0·0	0·0	0·0	0·0	—	0·0	0·0	—	3·7
VII	0·5	0·0	0·0	0·0	0·0	—	—	—	—	—	—	0·0
VIII	0·0	—	0·0	0·0	—	—	—	0·0	—	—	—	0·0
IX	—	—	—	—	0·0	0·0	0·0	0·0	—	—	—	0·0
X	1·1	0·6	0·0	0·0	0·0	0·0	0·0	0·0	0·0	0·0	0·5	4·3
XI	0·1	0·0	0·0	0·0	—	0·0	—	—	—	0·0	0·1	1·4
XII	0·2	0·1	0·0	0·0	0·0	—	0·0	—	—	0·0	0·0	0·1
XIII	—	0·0	0·0	0·0	0·0	0·0	0·0	0·0	0·0	0·0	0·0	1·9
XIV	1·7	0·2	0·0	0·0	—	0·0	0·0	0·0	0·0	0·0	1·2	2·5
XV	1·0	0·2	0·0	0·0	—	—	—	—	0·0	—	0·0	1·2
XVI	0·4	0·0	0·0	0·0	—	—	—	0·0	—	0·0	0·0	—
XVII ...	3·2	0·5	0·1	0·0	0·0	0·0	0·0	—	0·0	0·0	0·3	3·1
XVIII ...	2·0	0·6	0·0	0·0	0·0	0·0	0·0	0·0	0·0	0·3	1·5	3·1
XIX	0·8	0·1	0·0	0·0	0·0	0·0	0·0	0·0	0·0	0·0	0·2	1·4
XX	0·0	0·0	0·0	0·0	0·0	0·0	—	—	—	—	0·0	0·5
XXI	0·1	—	—	0·0	—	—	—	—	—	—	—	—
XXII ...	2·5	0·0	—	—	—	—	—	—	0·0	—	—	0·0
XXIII ...	1·8	0·6	0·0	0·0	0·0	0·0	0·0	0·0	0·0	1·2	4·2	3·4
XXIV ...	1·3	0·6	0·0	0·0	0·0	—	0·0	0·0	0·0	0·0	7·4	2·7
XXV	0·0	0·0	0·0	0·0	0·0	—	—	—	0·0	—	—	0·9
XXVI ...	0·1	0·0	0·0	0·0	0·0	—	—	—	0·0	0·0	—	0·0
XXVII ...	0·0	—	—	—	—	—	0·0	0·0	0·0	0·0	—	—
XXVIII ...	0·0	0·1	0·0	0·0	0·0	—	—	0·0	0·0	0·9	1·7	2·9
XXIX ...	1·3	0·3	0·0	0·0	0·0	0·0	0·0	0·0	0·0	0·8	2·2	2·3
XXX ...	6·0	—	—	—	—	0·0	—	—	0·0	—	—	2·6
XXXI ...	—	0·0	—	—	—	—	—	—	—	—	0·0	—
XXXIII ...	—	—	—	—	—	—	—	—	0·0	—	—	—
XXXIV ...	—	—	—	—	—	—	—	—	0·0	—	—	—
XXXV ...	—	—	—	—	—	—	—	—	—	0·0	—	—
XXXVI ...	—	—	—	0·0	—	—	—	—	—	—	—	—
XXXVII ...	—	—	—	—	—	—	—	0·0	—	—	—	—
XLI	—	—	—	—	—	—	—	—	—	—	0·0	—
Various North Sea.	1·3	0·5	0·0	0·0	0·0	0·0	0·0	0·0	0·0	0·1	0·6	2·0
C	2·7	0·9	0·0	0·0	0·0	0·0	0·0	0·0	0·0	0·8	1·3	1·2
D	1·9	0·2	0·0	0·0	0·0	0·0	0·0	0·0	0·0	0·0	0·0	2·1
J	0·0	—	0·0	—	0·0	0·0	0·0	0·0	0·0	0·0	6·9	—
K	3·7	0·0	0·0	0·0	0·0	—	0·0	0·0	0·0	—	—	0·0
N	—	—	—	—	—	—	—	—	—	0·0	0·0	—
S	—	—	0·0	3·0	—	—	—	—	—	—	0·0	0·0
Minch ...	3·5	1·8	0·0	0·0	—	—	—	—	—	—	—	0·0
C.D. and Minch.	1·2	0·8	0·0	0·0	0·0	0·0	0·0	0·0	—	0·0	—	1·5
Rockall ...	—	—	—	—	—	0·0	—	—	—	—	—	—
Other Western Grounds.	1·5	0·3	0·0	0·0	0·0	0·0	0·0	0·0	0·0	0·0	—	2·1
Faroe ...	0·0	0·0	0·0	0·0	0·0	0·0	0·0	0·0	0·0	0·0	0·0	0·0
Iceland ...	0·0	0·0	0·0	0·0	0·0	0·0	0·0	0·0	0·0	0·0	0·0	0·0

AVERAGE VALUE OF CATCH, IN POUNDS STERLING, PER 100 HOURS' FISHING (ABERDEEN TRAWLERS)—1907.

Areas.	Jan.	Feb.	Mar.	April.	May.	June.	July.	Aug.	Sept.	Oct.	Nov.	Dec.
VI	—	—	234·6	142·6	179·0	156·6	274·4	—	331·6	193·3	—	103·3
VII	115·2	193·5	262·4	181·5	165·5	—	—	—	—	—	—	146·1
VIII	182·1	—	97·4	304·9	—	—	—	129·4	—	—	—	82·5
IX	—	—	—	—	184·9	73·6	161·2	84·0	—	—	—	638·9
X	202·8	255·1	263·1	258·9	175·4	160·6	125·6	159·4	45·1	158·3	178·8	259·6
XI	132·1	202·2	179·2	140·6	—	251·8	—	—	—	130·4	152·1	135·3
XII	166·5	167·3	155·5	143·7	99·1	—	82·7	—	—	84·3	152·8	109·6
XIII	—	148·7	296·6	223·4	208·5	181·3	327·2	187·1	188·4	240·4	170·9	239·8
XIV	196·7	190·2	169·9	116·1	—	130·4	118·9	143·4	158·1	155·0	192·0	177·1
XV	175·8	169·7	245·0	171·4	—	—	—	—	120·6	—	165·2	161·7
XVI	81·6	204·4	90·0	185·2	—	—	—	202·3	—	94·7	100·4	—
XVII ...	167·5	151·8	157·7	123·8	161·0	117·9	326·2	—	181·5	230·2	200·8	168·4
XVIII ...	153·2	143·8	148·3	105·9	100·4	95·5	99·7	98·8	102·9	124·8	140·5	134·8
XIX	128·8	125·6	115·3	143·1	78·8	97·3	84·8	103·3	91·0	54·4	77·1	133·4
XX	126·6	150·7	154·1	112·1	70·4	46·6	—	—	—	—	61·2	52·9
XXI	139·6	—	—	54·2	—	—	—	—	—	—	—	—
XXII ...	118·9	136·9	—	—	—	—	—	—	997·2	—	—	464·8
XXIII ...	128·1	122·8	98·2	102·3	91·9	79·0	94·5	98·8	120·5	113·9	124·6	112·0
XXIV ...	116·0	97·6	120·8	130·1	71·4	—	87·2	95·0	100·4	91·0	134·5	120·7
XXV ...	256·8	155·8	168·6	99·6	74·2	—	—	—	113·6	—	—	110·1
XXVI ...	140·4	77·2	195·9	87·3	76·4	—	—	—	85·1	65·4	—	114·2
XXVII ...	625·8	—	—	—	—	—	158·5	112·8	183·6	118·3	—	—
XXVIII ...	111·2	105·1	82·6	124·7	100·5	—	—	77·9	175·9	97·3	119·5	74·0
XXIX ...	126·9	65·3	87·6	114·0	79·1	68·0	68·4	81·0	86·7	94·6	113·4	59·9
XXX ...	139·0	—	—	—	—	64·6	—	—	70·1	—	—	153·8
XXXI ...	—	135·0	—	—	—	—	—	—	—	—	77·3	—
XXXIII ...	—	—	—	—	—	—	—	—	128·0	—	—	—
XXXIV ...	—	—	—	—	—	—	—	—	459·1	—	—	—
XXXV ...	—	—	—	—	—	—	—	—	—	251·4	—	—
XXXVI ...	—	—	—	95·3	—	—	—	—	—	—	—	—
XXXVII ...	—	—	—	—	—	—	—	107·4	—	—	—	—
XLI	—	—	—	—	—	—	—	—	—	—	174·0	—
Various North Sea.	147·8	161·0	156·3	125·6	121·7	108·1	94·5	113·3	104·8	126·2	133·7	163·9
C	461·3	324·6	325·8	187·9	182·8	201·9	183·8	250·7	276·3	266·8	307·3	410·5
D	333·3	355·4	225·7	225·6	179·1	231·6	139·6	197·4	187·5	299·3	273·8	455·7
J	950·6	—	322·3	—	198·7	571·8	278·4	251·8	276·8	357·2	584·7	—
K	212·4	332·9	355·9	239·0	163·4	—	269·3	281·7	406·7	—	—	78·9
N	—	—	—	—	—	—	—	—	—	1006·8	495·2	—
S	—	—	915·0	290·7	—	—	—	—	—	—	558·5	392·6
Minch ...	162·5	210·9	168·8	142·0	—	—	—	—	—	—	—	356·1
C.D. and Minch.	333·8	262·2	260·6	165·6	151·0	175·5	220·0	280·5	—	167·7	—	197·3
Rockall ...	—	—	—	—	—	399·8	—	—	—	—	—	—
Other Western Grounds.	181·2	305·9	191·6	160·2	163·8	158·8	261·7	140·1	388·1	198·6	—	366·7
Faroe ...	313·7	338·0	348·7	275·3	163·4	233·2	138·6	132·7	163·7	137·2	88·7	160·9
Iceland ...	303·7	287·6	325·6	420·7	301·3	218·5	145·1	153·3	104·8	91·9	80·7	160·7

Aberdeen Trawlers.

Area.	Trips.	Hours.	Cod.	Codling.	Total.	Ling.	Tusk.	Saithe.	Hake.	Haddocks.					Whiting.	Turbot.	Halibut.	Brill.
										E. Large.	Large.	Medium.	Small.	Total.				
X	8	427	89·5	46·0	135·5	11·3	0·5	10·0	3·4	10·5	436·2	131·5	176·8	755·0	90·2	3·1	7·4	0·1
XI ..	2	150	35·5	41·8	77·2	8·5	0·2	7·2	0·0	1·0	82·2	32·5	82·5	198·2	81·2	0·2	2·0	0·0
XIII ..	8	457	326·0	54·5	380·5	207·3	10·0	67·8	15·9	23·0	197·5	58·0	90·8	369·2	91·8	0·2	4·8	0·0
XIV ..	19	1476	325·5	335·2	660·8	129·0	0·2	112·2	11·5	13·5	699·5	260·5	555·2	1528·8	756·8	0·5	12·4	0·0
XV ..	25	1966	411·8	643·5	1055·2	108·7	0·0	120·8	9·2	12·2	1054·8	358·0	788·2	2213·2	1060·0	0·9	17·6	0·0
XVI ..	2	115	13·2	19·0	32·2	4·5	2·8	2·6	0·0	0·0	44·8	25·2	58·5	128·5	10·8	0·0	2·4	0·0
XVII ..	4	118	79·2	27·0	106·2	2·5	24·5	0·7	0·0	0·2	24·0	17·5	28·5	70·2	1·0	1·2	0·5	1·6
XVIII ..	7	391	114·0	113·5	227·5	47·3	0·5	34·8	4·8	2·0	129·2	55·0	195·8	382·0	140·5	1·0	4·1	0·0
XIX ..	60	4885	1195·5	1500·5	2696·0	297·1	0·0	385·2	36·2	16·2	1946·5	773·8	1766·8	4503·2	1579·5	2·2	59·1	0·0
XX ..	2	98	31·0	25·5	56·5	6·7	0·0	6·7	0·7	0·0	57·0	27·8	88·0	172·8	35·0	0·0	1·0	0·0
XXIII ..	102	2614	505·0	425·2	930·2	91·2	0·0	19·8	0·1	2·8	433·0	338·5	812·0	1586·2	532·5	29·9	6·1	13·0
XXIV ..	3	168	50·2	37·8	88·0	11·0	0·0	3·5	0·0	0·5	78·0	52·5	240·8	371·8	20·5	0·6	2·2	0·0
XXV ..	1	35	15·2	24·5	39·8	0·5	0·0	2·0	0·0	0·2	30·0	28·5	141·0	199·8	13·0	0·1	1·4	0·0
XXVI ..	3	262	22·8	13·0	35·8	7·0	0·0	2·3	0·2	1·0	73·0	26·2	118·5	228·7	5·5	1·0	3·1	0·2
XXIX ..	13	430	73·5	80·0	153·5	15·2	0·0	3·2	0·0	1·0	74·2	66·2	130·8	272·2	22·2	5·6	0·2	0·6
XXX ..	7	541	109·2	96·8	206·0	26·3	0·0	22·9	1·6	1·8	181·8	186·0	777·0	1146·5	40·5	0·5	2·2	0·0
XXXI ..	4	317	118·8	69·0	187·8	12·0	0·0	8·9	0·0	1·0	106·5	103·5	378·5	589·5	17·5	1·2	2·0	0·2
XXXII ..	1	25	29·0	22·0	51·0	7·7	0·0	3·0	0·0	0·0	19·8	22·8	86·5	129·0	4·0	2·6	0·9	1·4
XXXVI ..	6	530	197·2	110·2	307·5	8·3	0·0	3·1	0·0	30·0	384·5	192·5	325·5	932·5	28·0	11·6	0·5	1·9
XXXVII..	3	203	30·0	45·2	75·2	0·5	0·0	0·5	0·2	8·0	145·0	93·8	156·5	403·2	13·0	3·4	0·1	0·8
XLI ..	6	452	58·8	128·8	187·5	11·2	0·0	1·1	1·0	5·5	454·2	172·2	91·0	723·0	82·5	15·9	0·4	2·0
C	5	123	6·2	13·5	19·8	0·2	0·0	1·0	0·0	32·0	341·8	79·8	49·5	503·0	23·2	3·5	2·2	0·0
H	1	50	58·5	9·2	67·8	33·0	0·0	9·0	31·8	1·0	5·0	2·0	4·2	12·2	0·0	2·0	0·6	0·1
Faroe ..	7	350	316·0	479·8	795·8	11·3	1·5	12·7	0·3	83·2	423·0	49·2	23·8	579·2	3·2	0·0	43·5	0·1
Iceland ..	1	45	749·5	0·0	749·5	1·5	0·0	0·0	0·0	160·0	164·5	0·0	0·0	324·5	0·0	0·0	7·5	0·0

Aberdeen Trawlers.

VII ..	1	75	10·0	7·0	17·0	11·5	0·2	59·0	0·8	0·5	11·5	5·0	11·5	27·5	18·8	0·0	1·5	0·0
IX ..	1	40	10·0	3·8	13·8	0·2	0·0	0·4	0·0	0·0	34·8	13·0	23·2	71·0	14·2	0·0	0·4	0·0
X	12	743	344·8	87·5	432·2	112·3	1·9	103·0	8·7	9·2	536·2	167·5	267·8	980·8	208·2	6·5	24·2	0·0
XI ..	4	210	47·8	32·8	80·5	30·5	0·9	33·1	2·9	0·0	93·2	54·0	97·0	244·2	101·0	0·2	4·1	0·0
XII ..	6	420	90·5	60·2	150·8	97·7	4·8	123·6	4·5	3·0	259·5	135·5	188·8	586·8	172·0	2·9	26·8	0·0
XIII ..	1	56	30·5	1·8	32·2	1·0	0·0	0·5	0·0	0·0	12·0	19·2	63·0	94·2	2·0	1·8	0·1	0·1
XIV ..	18	1402	295·0	283·2	578·2	146·0	12·8	103·9	8·0	13·8	725·8	274·8	790·8	1805·0	763·2	0·0	12·9	0·0
XV ..	28	2149	522·0	582·2	1104·2	176·5	16·8	263·6	7·6	21·0	1188·0	537·5	1260·8	3007·2	1005·2	2·2	31·2	0·0
XVI ..	1	100	22·0	10·5	32·5	16·0	0·5	49·0	0·0	4·2	55·8	20·5	75·2	155·8	5·0	0·0	1·2	0·1
XVII ..	6	242	75·8	40·3	116·1	4·0	0·0	0·8	0·0	0·2	93·2	69·8	203·2	366·5	14·2	3·4	1·5	1·4
XVIII ..	11	652	175·5	89·8	265·2	82·5	5·5	21·1	6·8	2·5	143·0	90·5	362·5	598·5	191·8	0·5	4·2	0·0
XIX ..	22	1736	373·5	576·5	950·0	117·0	9·5	146·7	5·2	12·0	691·5	311·2	791·0	1805·8	571·5	0·8	22·4	0·1
XX ..	11	696	208·2	36·0	244·2	82·5	0·8	92·5	0·3	46·5	377·0	155·2	758·0	1336·8	53·2	4·1	17·0	3·5
XXIII ..	53	1311	199·8	151·8	351·5	48·0	0·1	4·1	0·3	0·0	119·2	102·0	338·8	560·0	253·0	5·8	2·8	3·5
XXIV ..	6	390	84·0	82·8	166·8	30·2	2·8	8·5	5·5	2·5	91·5	58·2	241·8	394·0	69·0	0·6	1·9	0·0
XXV ..	1	50	9·5	5·0	14·5	0·5	0·0	0·1	0·0	0·8	17·0	11·0	28·5	57·2	2·2	0·0	0·5	0·0
XXIX ..	17	473	65·5	70·2	135·8	22·5	0·0	1·1	0·0	1·0	39·0	46·0	110·8	196·8	62·5	3·0	0·2	1·8
XXX ..	25	1612	333·0	294·0	627·0	88·0	0·0	29·9	0·3	33·1	533·8	417·5	2254·2	3238·6	148·8	0·4	7·9	0·4
XXXI ..	14	886	524·5	159·0	683·5	49·8	0·8	16·1	0·1	23·8	365·8	243·2	1248·2	1886·0	99·2	5·9	5·1	1·8
XXXII ..	2	217	110·0	12·5	122·5	2·8	0·0	0·5	0·0	9·0	137·2	47·2	80·0	273·5	7·0	5·0	0·0	0·8
XXXV ..	1	60	14·5	7·5	22·0	1·3	0·0	0·7	0·0	1·0	16·0	4·5	54·0	75·5	2·2	0·2	0·2	0·0
XXXVI ..	11	777	550·5	42·5	593·0	41·7	0·0	8·4	0·1	51·8	360·5	196·0	496·8	1105·0	27·8	21·6	4·5	2·4
XXXVII	2	200	27·5	28·2	55·8	0·2	0·0	0·0	0·0	7·0	68·2	28·2	43·5	147·0	12·2	3·6	0·2	0·5
XXXVIII	1	50	22·0	26·5	48·5	0·5	0·0	0·1	0·0	2·2	43·0	41·8	39·0	126·0	5·0	2·8	0·1	0·4
C	21	453	163·5	109·5	273·0	4·1	0·0	44·2	0·6	77·8	1325·0	322·2	285·8	2010·8	205·8	12·5	12·1	0·0
D	7	268	126·2	18·8	145·0	17·5	0·0	104·3	4·0	6·2	81·2	42·8	54·0	184·2	8·2	1·0	2·0	0·2
H	7	355	639·2	52·0	691·2	177·2	0·0	83·3	26·8	59·8	209·5	46·2	74·2	389·8	18·0	54·0	21·1	0·5
Faroe ..	7	352	359·8	461·2	821·0	23·2	2·0	97·6	·2	79·5	401·2	52·8	47·2	580·8	19·2	0·8	38·0	0·0

JANUARY, 1904—TOTALS.

Lemons.			Plaice.				Dabs.	Whitches.			Megrims			Eel.	Skate.	Gurnard.	Catfish.	Monk.	Gross Earnings.
Large.	Small.	Total.	Large	Medium.	Small.	Total.		Large.	Small.	Total.	Large.	Small.	Total.						£ s. d.
2·6	0·0	2·6	19·2	107·8	9·2	136·2	1·2	10·8	4·8	15·5	27·5	17·8	45·2	0·1	57·5	0·0	0·5	14·0	1260 4 1
0·8	0·0	0·8	0·0	0·2	0·0	0·2	0·0	13·8	5·8	19·5	0·5	0·0	0·5	0·0	8·5	0·0	0·5	1·0	282 5 9
0·1	0·0	0·1	0·4	4·9	0·0	5·2	0·0	20·5	7·0	27·5	111·8	60·8	172·5	0·1	135·0	2·0	1·0	21·0	864 15 4
3·0	0·0	3·0	2·1	4·4	0·0	6·5	0·0	92·0	44·8	136·8	22·5	7·8	30·2	0·0	99·0	9·0	4·4	53·0	2074 10 2
2·4	0·0	2·4	0·0	2·4	0·0	2·4	0·2	177·5	98·8	276·2	10·5	0·0	10·5	0·5	92·8	0·2	4·6	60·5	2679 4 2
0·5	0·0	0·5	0·0	0·2	0·0	0·2	0·0	7·2	0·8	8·0	0·0	0·0	0·0	0·0	3·0	0·0	0·2	0·0	172 12 1
5·8	0·2	6·0	2·2	4·8	0·0	7·0	1·2	0·5	0·0	0·5	0·4	0·0	0·4	0·6	28·0	0·0	1·1	3·5	230 4 0
1·9	0·0	1·9	0·0	0·8	0·0	0·8	0·0	52·8	25·5	78·2	6·8	2·0	8·8	0·0	32·0	1·2	1·2	32·5	539 12 4
9·9	0·0	9·9	1·4	3·9	0·2	5·5	0·5	503·5	245·8	749·2	28·9	3·5	32·4	0·0	264·0	2·0	9·5	163·8	5913 2 2
0·1	0·0	0·1	0·1	0·0	0·0	0·1	0·0	12·0	6·8	18·8	1·2	0·8	2·0	0·0	6·0	0·0	0·8	5·0	205 9 5
132·4	17·8	150·1	8·9	129·0	15·2	158·1	14·2	15·9	7·0	22·9	25·4	2·2	27·6	4·9	150·8	0·8	16·1	92·8	2871 15 6
8·4	0·0	8·4	0·1	2·8	0·0	2·9	0·0	7·5	0·0	7·5	0·0	0·0	0·0	0·0	14·0	0·0	2·2	0·2	322 14 11
1·0	0·0	1·0	0·0	0·0	0·0	0·0	0·0	3·2	0·0	3·2	0·0	0·0	0·0	0·0	1·0	0·0	0·1	0·0	78 0 6
0·2	0·0	0·2	2·0	9·8	0·0	11·8	0·0	1·8	0·5	2·2	0·0	0·0	0·0	0·2	6·8	0·0	0·6	0·0	257 18 1
29·0	2·2	31·2	1·0	19·6	2·1	22·8	1·5	0·5	0·0	0·5	4·8	0·0	4·8	0·0	21·5	1·2	6·0	19·2	502 14 2
2·5	0·0	2·5	0·0	0·8	0·0	0·8	0·8	25·0	2·0	27·0	0·0	0·0	0·0	0·0	23·5	0·0	4·2	5·0	749 7 4
4·8	0·0	4·8	0·5	4·0	1·0	5·5	0·0	12·0	1·0	13·0	0·2	0·0	0·2	0·0	13·0	2·0	3·8	1·0	432 18 6
1·2	0·0	1·2	0·8	3·8	0·0	4·5	0·0	2·8	0·0	2·8	0·0	0·0	0·0	0·0	21·0	0·0	1·0	0·0	117 3 1
1·8	0·1	1·9	0·9	10·8	7·5	19·1	4·2	8·2	0·0	8·2	0·0	0·0	0·0	0·1	7·0	0·0	2·9	0·0	774 7 8
0·1	0·0	0·1	0·2	6·0	2·8	9·0	0·2	0·2	0·0	0·2	0·0	0·0	0·0	0·0	0·0	0·0	0·0	0·0	331 10 4
1·0	0·0	1·0	0·2	7·5	9·5	17·2	36·8	1·0	0·0	1·0	0·0	0·0	0·0	0·0	7·5	0·0	0·2	0·2	774 11 8
0·4	0·0	0·4	1·2	10·2	0·0	11·5	6·0	3·0	0·0	3·0	1·0	0·0	1·0	0·0	9·2	0·0	0·0	0·0	544 16 0
0·0	0·0	0·0	3·0	6·0	0·0	9·0	0·0	1·5	0·0	1·5	7·2	3·5	10·8	4·0	52·0	0·0	0·0	0·0	138 12 10
20·9	0·1	21·0	32·9	8·2	0·0	41·1	4·0	2·5	0·0	2·5	3·2	1·5	4·8	0·0	16·5	10·0	7·0	0·8	809 17 10
0·0	0·0	0·0	30·0	6·0	0·0	36·0	7·5	0·0	0·0	0·0	0·0	0·0	0·0	0·0	0·0	0·0	0·0	0·0	310 8 9

FEBRUARY, 1904—TOTALS.

0·0	0·0	0·0	0·0	0·0	0·0	0·0	0·0	1·8	0·8	2·5	0·5	0·0	0·5	0·0	3·0	0·0	0·0	0·0	70 10
0·2	0·0	0·2	0·1	2·0	0·0	2·1	0·0	0·8	0·0	0·8	1·8	0·2	2·0	0·0	0·2	1·2	0·0	0·0	1687 11 3
4·8	0·0	4·8	27·6	67·6	3·5	98·8	0·0	18·6	5·2	23·9	45·8	13·0	58·8	0·0	163·0	58·0	2·5	33·0	1678 9 1
0·1	0·0	0·1	0·1	0·0	0·0	0·1	0·0	16·9	7·0	23·9	6·6	0·8	7·4	0·0	35·0	0·0	0·5	8·0	395 11 11
3·1	0·0	3·1	4·0	8·0	0·0	12·0	0·0	7·8	3·5	11·2	20·0	3·5	23·5	0·0	59·0	2·0	1·2	22·0	831 9 3
0·8	0·0	0·8	2·0	2·5	0·0	4·5	0·0	0·0	0·0	0·0	2·0	0·0	2·0	0·0	4·0	0·0	1·0	0·0	114 8 6
1·8	0·0	1·8	1·8	3·2	0·0	5·0	0·0	91·0	46·8	137·8	36·2	10·8	47·0	0·8	122·8	7·2	18·5	48·5	2283 18 10
3·4	0·0	3·4	1·4	4·9	0·0	6·2	0·0	230·2	82·4	312·6	35·6	3·8	39·4	0·0	129·2	0·5	19·8	76·2	3736 12 7
0·1	0·0	0·1	0·2	1·0	0·0	1·2	0·0	3·0	0·5	3·5	0·2	0·0	0·2	0·0	9·0	0·0	1·5	2·0	165 11 6
14·4	1·0	15·4	2·7	9·0	0·4	12·1	1·8	1·8	0·2	2·0	1·0	0·0	1·0	1·0	12·5	0·2	10·2	5·8	474 5 6
0·8	0·0	0·8	0·0	0·4	0·0	0·4	0·0	58·8	36·0	94·8	37·9	15·2	53·1	0·1	68·8	0·5	3·4	27·0	900 12 9
3·4	0·0	3·4	0·1	1·2	0·0	1·4	0·0	185·0	84·5	269·5	9·4	1·0	10·4	0·0	59·5	0·0	12·5	71·0	2759 19 7
4·0	0·0	4·0	6·5	44·0	0·0	50·5	0·0	17·1	3·2	20·4	1·9	0·0	1·9	0·0	43·8	1·0	15·5	11·2	1506 10 7
81·8	14·8	96·5	2·1	60·2	7·8	70·1	1·8	19·8	4·6	24·4	17·6	1·0	18·6	1·9	86·4	1·5	20·5	64·0	1368 18 11
0·5	0·0	0·5	0·0	0·1	0·0	0·1	0·0	47·8	25·0	72·8	4·8	1·0	5·8	0·0	32·2	2·8	1·8	25·5	539 2 10
0·8	0·0	0·8	0·0	0·2	0·0	0·2	0·0	3·2	0·0	3·2	0·0	0·0	0·0	0·0	2·5	0·0	0·0	1·0	78 11 7
31·5	5·1	36·6	2·4	42·5	5·9	50·8	2·4	0·0	0·0	0·0	5·0	0·0	5·0	0·2	28·9	5·5	9·0	25·2	553 2 11
11·1	0·0	11·1	0·0	2·0	0·1	2·1	5·0	84·0	1·7	85·8	0·6	0·0	0·6	0·0	34·0	0·0	21·0	13·2	2674 12 4
8·2	0·0	8·2	3·4	31·8	0·2	38·4	0·2	38·1	1·2	39·4	0·2	0·0	0·2	0·0	39·5	0·0	33·9	2·2	1792 8 1
1·0	0·0	1·0	0·0	4·5	2·5	7·0	0·0	0·0	0·0	0·0	0·0	0·0	0·0	0·0	0·0	0·0	7·0	0·0	320 17 3
1·0	0·0	1·0	0·0	0·2	0·0	0·2	0·2	2·0	0·0	2·0	0·0	0·0	0·0	0·0	2·0	0·0	1·0	2·0	109 14 6
7·0	0·1	7·1	3·9	49·5	5·0	58·4	0·8	11·5	0·0	11·5	1·1	0·0	1·1	0·0	17·5	0·0	32·2	0·0	1428 1 9
0·4	0·0	0·4	0·0	2·4	3·2	5·6	0·5	0·0	0·0	0·0	0·0	0·0	0·0	0·0	0·0	0·0	2·0	0·0	198 15 6
0·2	0·0	0·2	0·0	0·5	2·0	2·5	0·0	0·0	0·0	0·0	0·0	0·0	0·0	0·0	1·0	1·0	0·2	0·0	161 15 0
3·6	0·2	3·9	27·1	70·8	2·6	100·5	14·5	0·5	0·2	0·8	2·3	0·2	2·6	0·5	30·8	0·0	0·0	0·2	2617 13 10
4·2	0·1	4·4	82·2	127·2	3·2	212·8	1·5	2·5	3·0	5·5	4·6	2·0	6·6	0·5	44·0	3·0	0·2	2·0	704 8 1
1·6	0·0	1·6	40·2	58·2	4·1	102·6	1·0	7·2	0·0	7·2	40·2	3·5	43·8	2·0	148·0	13·0	0·2	17·0	1396 16 10
29·5	0·0	29·5	26·0	5·8	0·0	31·8	5·0	2·2	0·2	2·5	2·4	0·2	2·6	0·0	9·0	0·0	62·5	0·2	1116 13 4

Aberdeen Trawlers.

Area.	Trips.	Hours.	Cod.	Codling.	Total.	Ling.	Tusk.	Saithe.	Hake.	Haddocks.					Whiting.	Turbot.	Halibut.	Brill.
										E. Large.	Large.	Medium.	Small.	Total.				
VI.. ..	2	92	6·8	0·2	7·0	79·5	2·0	51 7	3 6	2·8	105·5	35·8	22·5	166·5	56·2	0·0	1·2	0·0
VII ..	2	106	12·8	15·0	27·8	24·2	2·2	41·5	2·1	1·8	52·8	33·2	58·2	146·0	67·2	0·0	2·0	0·0
VIII ..	3	194	27·5	18·0	45·5	79·0	2·2	49·0	4·2	0·5	168·5	87·0	116·8	372·8	214·5	0·0	6·2	0·0
X	7	375	240·0	45·8	285·8	119·8	4·0	106·5	8·3	17·2	308·8	82·0	131·5	539·5	92·0	2·9	13·5	0·1
XI ..	16	1105	211·8	172·0	383·8	194·8	13·2	355·0	18·2	16·0	809·2	342·8	771·5	1939·5	704·0	1·8	26·1	0·0
XII ..	1	60	3·8	7·0	10·8	7·0	0·5	13·5	0·5	0·0	40·0	20·5	62·5	123·0	40·0	0·0	1·0	0·0
XIII ..	1	60	21·5	5·0	26·5	2·2	0·0	3·3	0·4	0·5	12·0	8·2	27·8	48·5	3·0	0·1	0·1	0·0
XIV ..	20	1281	260·5	158·5	419·0	145·0	8·5	220·8	7·0	34·8	789·0	352·5	901·0	2077·2	670·2	2·6	14·1	0·6
XV ..	21	1811	368·2	240·2	608·5	173·8	12·1	449·0	6·8	65·8	1180·0	508·0	1224·5	2978·2	582·2	1·5	25·0	0·1
XVI ..	8	644	144·5	39·8	184·2	59·5	3·2	29·5	0·1	41·8	366·0	155·8	583·2	1146·8	62·2	0·5	10·1	0·2
XVII ..	9	380	159·8	40·8	200·5	10·0	0·0	1·0	0·0	8·0	162·0	100·8	310·2	581·0	41·2	4·1	2·8	1·1
XVIII ..	5	254	65·8	10·5	76·2	29·0	1·2	16·7	0·4	0·5	40·0	26·2	141·5	208·2	42·5	0·4	0·9	0·0
XIX ..	34	2745	800·5	203·5	1004·0	169·6	2·0	138·1	0·7	183·5	1274·0	553·5	2542·5	4553·5	315·5	6·4	30·6	2·1
XX ..	40	3014	686·5	176·2	862·8	317·3	6·9	212·2	1·3	268·0	1938·2	806·5	3516·0	6528·8	183·5	8·8	45·3	3·9
XXIII ..	28	966	184·8	104·5	289·2	34·2	0·0	3·9	0·0	0·1	82·0	81·2	196·0	359·4	106·8	21·0	3·9	2·2
XXIV ..	1	115	42·5	5·0	47·5	6·5	0·0	2·0	0·0	3·8	33·0	25·0	122·0	183·8	3·2	0·2	0·8	0·0
XXV ..	1	40	19·5	4·0	23·5	4·0	0·0	0·0	0·0	0·8	25·8	20·8	107·2	154·5	3·2	0·5	2·0	0·0
XXIX ..	27	942	155·2	65·0	220·2	20·3	0·0	2·2	0·1	0·5	28·8	27·5	113·2	170·0	65·5	12·1	2·0	0·5
XXX ..	12	1042	286·8	218·0	504·8	40·0	0·0	10·7	0·0	19·2	309·5	235·8	1161·0	1725·5	150·5	0·9	3·9	0·2
XXXI ..	6	492	192·0	71·5	263·5	16·7	0·0	3·9	0·0	17·0	165·2	97·8	472·8	752·8	47·5	1·0	3·8	0·4
XXXVI ..	3	290	86·2	35·5	121·8	12·3	0·0	1·9	0·0	16·0	211·0	89·8	263·5	580·2	24·8	0·1	2·5	0·0
C	4	125	57·2	55·0	112·2	1·3	0·0	2·1	0·0	21·2	441·2	103·0	48·0	613·5	9·5	2·1	5·2	0·0
D	9	370	440·2	38·2	478·5	23·5	2·5	69·5	3·6	23·2	144·2	33·5	63·0	264·0	51·8	7·6	3·9	0·8
H	22	1231	1088·2	105·8	1194·0	280·2	1·8	178·5	20·0	161·0	1092·5	267·8	482·8	2004·0	179·0	46·8	19·8	0·4
Faroe ..	7	306	798·8	614·8	1413·5	12·5	0·5	103·7	0·0	89·2	506·0	33·5	13·5	642·2	0·0	0·0	48·0	0·0

Aberdeen Trawlers.

VI.. ..	16	1023	135·0	50·0	185·0	640·3	20·0	261·5	22·4	14·2	783·2	310·5	419·2	1527·2	557·0	0·8	18·6	0·0
VII ..	12	857	130·5	60·0	190·5	317·2	13·0	256·0	23·2	5·2	583·8	347·8	452·0	1388·8	712·5	0·2	28·0	0·0
VIII ..	3	195	27·5	22·5	50·0	59·5	3·2	30·5	7·2	0·5	89·8	55·2	113·0	258·5	128·5	0·0	3·9	0·0
X	8	310	224·2	66·0	290·2	53·5	12·0	56·5	0·9	5·2	239·0	86·0	147·8	528·0	138·2	0·6	11·4	0·0
XI ..	14	908	140·5	86·5	227·0	238·8	20·5	151·6	23·4	5·0	486·8	258·0	497·2	1247·0	438·5	0·4	21·8	0·0
XII ..	2	180	22·8	11·2	34·0	56·5	2·0	34·6	2·3	2·0	135·0	101·0	159·5	397·5	148·0	0·0	3·8	0·0
XIII ..	1	60	4·0	9·0	13·0	0·3	0·0	1·0	0·0	1·8	15·2	6·0	16·2	39·2	0·5	0·0	0·2	0·0
XV ..	11	751	149·2	106·5	255·8	81·8	5·1	61·6	1·9	5·0	334·0	166·8	505·0	1010·8	198·8	1·9	14·8	0·5
XVI ..	9	696	89·5	46·0	135·5	93·8	4·2	56·8	2·0	18·8	386·5	174·8	625·0	1205·0	247·8	0·6	10·2	0·0
XVII ..	20	880	634·5	40·8	675·2	38·0	0·2	28·0	0·6	6·2	215·2	132·0	525·0	878·5	111·5	4·2	1·1	0·9
XVIII ..	9	272	326·2	17·5	343·8	14·7	0·0	13·2	0·3	2·2	76·2	38·8	207·5	324·8	33·0	1·4	0·6	1·0
XIX ..	25	1916	335·8	544·5	880·2	145·2	24·8	115·0	8·1	7·0	348·0	191·8	715·2	1262·0	234·8	2·6	27·8	0·0
XX ..	27	1648	352·2	155·2	507·5	276·8	1·5	102·6	1·5	70·0	1120·0	420·5	1517·2	3127·8	356·8	3·9	36·6	3·5
XXIII ..	63	2137	803·5	272·2	1075·8	109·0	1·0	91·6	1·0	2·5	233·8	224·8	770·2	1231·2	231·0	66·5	17·6	6·8
XXV ..	15	1411	362·8	21·0	383·8	41·8	0·2	50·4	0·7	14·0	374·8	187·5	752·2	1328·5	70·8	10·0	24·0	1·1
XXVI ..	1	56	22·5	5·0	27·5	6·7	0·0	28·0	0·0	1·0	32·5	20·0	68·0	121·5	13·2	0·2	2·5	0·0
XXIX ..	34	930	246·0	103·8	349·8	9·5	0·0	4·7	0·0	0·0	38·5	40·2	170·8	249·5	73·8	32·4	6·0	4·5
XXXIII ..	1	90	21·5	21·0	42·5	9·7	0·0	3·7	0·0	1·8	21·2	14·0	20·5	57·5	8·0	0·0	2·0	1·2
XXXIV ..	1	54	24·0	5·8	29·8	13·2	0·0	2·7	0·0	4·0	72·0	36·0	112·0	224·0	7·0	0·2	1·5	0·2
XXXVII	1	120	13·0	9·0	22·0	0·5	0·0	1·5	0·0	2·5	42·0	35·5	47·0	127·0	6·0	1·0	1·0	0·2
C	8	382	52·2	60·5	112·8	1·7	0·0	10·5	0·6	34·8	613·2	114·2	105·8	868·0	11·8	2·5	14·9	0·0
D	5	229	233·5	12·2	245·8	38·7	0·0	18·9	4·9	5·0	87·8	28·8	64·2	185·8	23·0	5·4	2·1	0·2
H	4	142	62·2	7·2	69·5	13·2	0·0	6·6	1·0	5·5	110·0	28·0	68·0	211·5	26·2	0·6	5·0	0·0
Faroe ..	21	1040	3330·2	1316·2	4646·5	114·2	15·5	373·7	9·0	466·5	1429·5	163·5	59·2	2118·8	0·8	0·0	172·2	0·0
Iceland ..	4	154	2350·5	0·0	2350·5	87·0	0·0	13·3	0·0	508·0	303·8	0·0	0 0	811 8	25·0	0·0	7·2	0·0

March, 1904—Totals.

Lemons.			Plaice.				Dabs.	Whitches.			Megrims.			Eel.	Skate.	Gurnard.	Catfish.	Monk.	Gross Earnings.
Large.	Small.	Total.	Large.	Medium.	Small.	Total.		Large.	Small.	Total.	Large.	Small.	Total.						£ s. d.
0·0	0·0	0·0	0·0	0·0	0·0	0·0	0·0	0·0	0·0	0·0	21·8	6·0	27·8	0·1	28·0	0·0	0·6	3·0	189 12 3
0·0	0·0	0·0	0·0	0·0	0·0	0·0	0·0	4·0	0·1	4·1	9·0	2·2	11·2	0·0	3·0	0·0	3·0	2·0	185 19 11
0·0	0·0	0·0	0·0	0·0	0·0	0·0	0·0	4·5	4·5	9·0	10·0	5·0	15·0	0·0	30·0	0·0	4·0	3·0	316 16 11
4·9	0·0	4·9	16·0	70·2	1·8	88·0	0·0	8·0	1·8	9·8	32·0	7·8	39·8	0·0	50·5	0·0	8·2	20·0	862 12 7
0·6	0·0	0·6	1·5	1·8	0·0	3·2	0·0	65·0	24·2	89·2	35·9	19·8	55·6	0·0	87·0	6·0	23·0	40·0	1839 1 7
0·0	0·0	0·0	0·0	0·0	0·0	0·0	0·0	4·8	2·5	7·2	0·8	0·0	0·8	0·0	3·0	0·0	1·5	0·0	128 8 6
4·2	0·2	4·5	0·0	1·0	0·0	1·0	0·0	5·0	0·8	5·8	2·2	0·1	2·4	0·0	7·0	0·0	2·0	0·0	66 8 0
7·2	0·0	7·2	11·4	24·1	0·0	35·5	0·0	33·0	12·0	45·5	47·0	17·2	64·2	0·0	63·0	11·2	42·5	24·2	1947 18 8
2·4	0·0	2·4	1·2	4·6	0·0	5·9	0·0	90·2	34·0	124·2	13·0	5·0	18·0	0·0	109·2	0·0	31·0	39·8	2609 14 5
0·9	0·0	0·9	1·8	3·9	0·0	5·6	0·0	23·0	6·5	29·5	2·5	0·8	3·2	0·0	16·5	0·2	15·5	5·0	789 0 9
18·5	1·2	19·8	7·2	18·8	0·4	26·4	2·2	4·6	0·5	5·1	4·6	0·5	5·1	0·2	15·5	0·4	26·8	5·0	546 3 1
1·4	0·0	1·4	0·4	2·2	0·0	2·6	0·2	28·2	11·2	39·5	25·2	10·2	35·5	0·0	35·2	2·1	3·8	20·0	238 0 8
12·4	0·0	12·4	2·1	14·5	0·0	16·6	1·0	235·9	61·4	297·2	3·5	0·0	3·5	0·0	171·0	11·0	69·8	41·5	3336 11 10
12·4	0·0	12·4	8·9	54·0	0·2	63·1	0·0	71·0	11·8	82·8	5·9	1·5	7·4	0·0	113·0	3·1	115·5	9·5	4055 15 3
67·2	10·2	77·5	7·1	78·9	9·2	95·2	1·6	1·5	0·0	1·5	0·8	0·0	0·8	0·2	45·0	4·1	26·5	23·2	950 3 10
1·2	0·1	1·4	0·0	0·2	0·0	0·2	0·0	1·0	0·0	1·0	0·0	0·0	0·0	0·0	7·0	3·0	3·0	1·0	118 1 10
1·0	0·0	1·0	1·2	8·0	0·0	9·2	0·0	1·2	0·0	1·2	0·0	0·0	0·0	0·0	2·0	0·0	10·0	0·5	115 8 6
37·9	2·5	40·4	9·5	142·0	13·0	164·5	7·4	0·2	0·0	0·2	8·5	0·1	8·6	0·0	31·8	28·2	18·8	42·5	805 7 8
6·9	0·1	7·0	0·2	4·1	0·1	4·5	2·8	54·8	1·6	56·4	0·0	0·0	0·0	0·0	4·5	0·0	28·8	8·5	1191 10 10
5·2	0·0	5·2	1·4	10·0	0·2	11·6	0·0	15·0	0·4	15·4	0·0	0·0	0·0	0·0	8·2	0·0	30·5	1·2	664 18 3
2·0	0·1	2·1	0·0	3·2	0·1	3·4	10·5	10·0	0·0	10·0	0·0	0·0	0·0	0·0	6·5	0·0	7·0	12·2	500 0 5
0·8	0·0	0·8	3·2	10·4	1·1	14·8	0·0	0·2	0·0	0·2	0·5	0·0	0·5	0·0	13·5	0·0	0·0	0·0	628 6 7
7·5	0·2	7·8	144·2	219·5	3·0	366·8	0·0	4·5	3·5	8·0	12·5	3·8	16·2	0·0	30·5	0·0	0·0	0·0	1023 15 9
23·5	0·4	23·9	60·0	139·0	9·2	208·2	14·2	6·4	0·4	6·8	182·8	45·0	227·8	2·0	258·2	34·0	1·6	30·8	3083 13 5
20·8	0·4	21·1	53·2	12·8	0·0	66·0	2·2	0·0	0·0	0·0	0·0	0·0	0·0	0·0	9·8	0·0	81·0	0·0	1223 19 9

April, 1904—Totals.

1·9	0·0	1·9	0·0	1·9	0·0	1·9	0·0	8·6	1·5	10·1	141·2	39·2	180·5	0·0	122·0	4·8	16·2	25·5	2116 0 6
2·0	0·2	2·2	0·0	0·2	0·0	0·2	0·0	11·8	2·5	14·2	91·2	48·8	140·0	0·0	93·5	2·0	15·5	15·0	1778 16 8
0·0	0·0	0·0	0·0	1·0	0·0	1·0	0·0	8·0	4·5	12·5	9·5	3·6	13·1	0·0	25·0	0·0	6·5	3·0	389 11 3
7·9	0·6	8·5	18·8	69·2	5·5	93·5	0·5	5·0	2·0	7·0	12·0	5·8	17·8	0·0	32·8	25·2	10·9	3·2	1089 0 8
0·6	0·0	0·6	0·4	0·9	0·0	1·2	0·0	29·5	11·8	41·2	89·1	23·5	112·6	0·0	78·5	6·2	20·6	21·0	1889 8 6
0·0	0·0	0·0	0·0	0·2	0·0	0·2	0·0	7·8	5·0	12·8	16·1	10·0	26·1	0·0	22·0	3·0	2·0	0·0	444 1 3
2·5	0·0	2·5	4·0	7·8	3·0	14·8	0·0	0·0	0·0	0·0	0·0	0·0	0·0	0·1	3·0	0·0	1·5	0·0	58 6 9
2·4	0·0	2·4	0·9	2·8	0·0	3·6	0·0	28·5	11·0	39·5	7·6	2·5	10·1	0·0	23·0	0·0	27·8	10·5	1223 5 8
0·1	0·0	0·1	0·4	0·5	0·0	0·9	0·0	14·5	6·8	21·2	7·4	2·2	9·6	0·0	27·5	0·0	7·8	5·0	1177 13 11
29·1	1·2	30·4	1·9	18·0	0·0	19·9	1·0	9·6	1·0	10·6	8·0	1·8	9·8	0·2	38·5	5·8	55·0	10·8	1466 12 10
14·4	0·4	14·8	0·8	4·2	0·0	5·0	1·0	10·2	2·8	13·0	3·1	0·5	3·6	0·0	22·8	0·8	16·5	7·8	613 18 8
2·1	0·1	2·2	0·1	0·2	0·0	0·4	0·1	589·0	394·8	983·8	15·2	0·0	15·2	0·1	110·0	0·0	27·1	154·0	2459 3 6
9·0	0·0	9·0	0·8	34·1	0·0	34·9	0·8	21·1	3·6	24·8	2·4	0·0	2·4	0·0	52·5	0·6	123·0	13·0	3429 15 11
226·4	19·4	245·8	5·8	69·5	4·4	79·6	5·9	24·9	5·6	30·5	13·5	1·5	15·0	0·1	127·5	12·1	113·5	88·0	2561 11 7
12·4	0·0	12·4	17·2	207·0	4·0	228·2	0·0	11·2	1·2	12·5	0·2	0·0	0·2	0·0	21·0	0·0	200·5	0·0	1585 7 5
0·0	0·0	0·0	0·5	1·2	0·0	1·8	0·0	0·8	0·5	1·2	0·0	0·0	0·0	0·0	2·0	0·0	5·0	0·0	78 5 0
60·5	5·1	65·6	4·2	65·2	6·5	76·0	2·8	0·2	0·0	0·2	1·5	0·0	1·5	0·0	35·8	13·0	26·8	48·0	1132 15 0
0·5	0·0	0·5	0·0	5·0	1·0	6·0	0·0	0·0	0·0	0·0	0·0	0·0	0·0	0·0	1·0	0·0	8·0	0·0	108 19 3
0 2	0·0	0·2	0·1	2·8	0·0	2·9	0·0	0·2	0·0	0·2	0·0	0·0	0·0	0·0	1·0	0·0	5·0	0·0	317 1 6
0·8	0·0	0·8	0·5	5·2	0·8	6·5	0·0	0·2	0·0	0·2	0·2	0·0	0·2	0·0	0·0	0·0	11·0	0·0	124 6 0
1·9	0·2	2·1	15·0	69·5	11·1	95·6	1·5	0·0	0·0	0·0	2·2	0·0	2·2	0·0	3·5	2·2	0·1	0·0	981 5 10
7·5	0·8	8·2	7·6	25·5	1·8	34·9	0·0	13·2	0·0	13·0	26·5	15·8	42·2	0·2	76·0	16·0	5·0	0·0	443 3 5
3·5	0·0	3·5	0·5	2·0	0·0	2·5	0·0	1·2	0·8	2·0	4·5	1·2	5·8	0·0	11·0	9·0	0·9	1·0	294 1 7
77·8	1·4	79·1	115·8	19·4	0·0	135·1	1·5	0·0	0·0	0·0	0·9	1·0	1·9	0·0	26·2	0·0	289·2	3·0	4083 12 7
3·2	0·0	3·2	396·2	473·0	0·8	870·0	0·0	0·0	0·0	0·0	0·0	0·0	0·0	0·0	0·0	0·0	0·0	0·0	1717 3 10

Aberdeen Trawlers.

Area.	Trips.	Hours.	Cod.	Cod-ling	Total.	Ling.	Tusk.	Saithe.	Hake.	Haddocks.					Whiting.	Turbot.	Halibut.	Brill.
										E. Large.	Large.	Medium.	Small.	Total.				
VI ..	1	95	14·5	1·5	16·0	82·0	1 0	22·0	13·0	1·0	29·5	9·8	15·5	55·8	23·0	0·0	2·0	0·0
VII ..	2	270	21·0	14·2	35·2	27·6	0·2	27·0	3·5	0·0	51·5	42·5	69·5	163·5	103·2	0·1	4·2	0·0
X	6	424	142·8	119·8	262·5	5·4	0·0	53·0	6·7	8·8	313·2	65·8	50·8	438·5	12·0	3·5	17·0	0·0
XI ..	4	387	79·8	30·2	110·0	143·0	13·2	180·5	19·9	1·5	165·8	109·5	140·5	417·2	243·8	0·1	6·8	0·0
XIII ..	2	40	20·2	147·2	167·5	0·0	0·0	2·0	0·0	9·0	73·0	10·8	1·2	94·0	0·0	0·1	3·0	0·0
XIV ..	1	100	11·5	16·0	27·5	11·0	0·5	1·0	0·7	0·0	11·2	8·0	27·0	46·2	6·8	0·2	0·8	0·0
XVII ..	16	682	422·8	175·2	598·0	11·2	0·0	64·3	1·0	91·0	515·5	185·5	255·0	1047·0	47·0	2·0	8·5	1·6
XVIII ..	2	84	167·2	11·0	178·2	2·5	0·0	7·7	0·3	0·0	38·8	25·2	54·8	118·8	13·0	0·2	0·5	0·1
XIX ..	18	1697	335·6	437·0	772·6	123·3	14·2	145·6	7·1	0·0	205·0	138·8	444·5	788·2	140·8	1·6	22·6	0·1
XX ..	4	339	116·0	16·5	132·5	25·5	0·2	57·8	0·8	0·0	118·5	58·2	271·5	448·2	47·8	2·9	10·2	0·4
XXIII ..	23	952	214·0	88·0	302·0	38·7	0·8	32·7	0·5	0·0	95·5	71·2	255·0	421·8	67·0	18·9	6·2	2·8
XXIV ..	4	255	85·0	57·7	142·5	28·5	2·5	23·5	0·4	0·0	40·2	46·5	190·8	277·5	35·2	4·0	3·8	0·0
XXV ..	30	3070	939·2	113·2	1052·5	77·8	0·5	149·8	14·0	0·8	712·0	407·2	1821·0	2941·0	106·2	18·6	57·8	1·9
XXVI ..	2	200	70·8	4·0	74·8	3·8	0·0	18·5	1·3	0·0	46·5	24·2	129·8	200·5	12·0	1·0	4·8	0·2
XXVII (Holmen Ground).	1	115	25·0	8·0	33·0	5·3	0·0	5·0	0·4	0·8	14·2	17·2	65·0	97·2	3·0	2·8	1·5	1·0
XXIX ..	13	535	81·5	21·5	103·0	7·1	0·4	5·8	0·0	0·2	55·0	54·8	198·2	308·5	44·5	10·9	3·0	0·2
XXXI ..	15	1482	393·2	97·5	490·8	44·5	0·0	47·7	6·1	1·0	561·8	383·0	920·5	1866·2	23·0	16·5	22·2	0·0
XXXII ..	4	349	95·5	18·0	113·5	11·8	0·0	17·1	1·1	0·0	89·2	74·2	213·8	377·2	12·5	5·8	12·4	1·1
XXXIII ..	2	200	59·5	26·5	86·0	3·0	0·0	5·2	0·8	1·0	52·5	32·5	101·5	187·5	0·5	13·5	4·8	2·0
XXXVI ..	1	115	10·8	15·0	25·8	3·0	0·0	1·0	0·3	3·0	30·0	25·2	18·8	77·0	4·0	2·0	0·0	0·0
C	59	2271	1767·3	939·2	2706·6	26·0	0·0	393·2	1·1	521·2	4685·0	767·5	420·5	6394·2	135·8	17·0	81·8	0·4
D	15	686	1068·8	261·8	1330·5	23·7	2·0	268·3	0·5	184·5	943·2	199·8	149·0	1476·5	14·0	3·9	38·5	0·4
G	4	132	52·5	28·8	81·2	0·5	0·0	29·5	0·0	63·5	494·8	104·5	16·5	679·2	20·0	0·2	4·8	0·0
Faroe ..	45	2758	5253·8	2611·0	7866·8	219·5	25·5	813·6	0·0	1044·2	3730·0	313·8	143·8	5231·8	7·8	0·2	378·2	0·0
Iceland ..	4	176	1242·0	34·0	1276·0	459·7	0·0	19·3	0·0	1298·5	55·0	0·0	0·0	1353·5	38·8	0·0	23·2	0·0

Aberdeen Trawlers.

X	12	578	604·0	425·8	1029·8	20·5	0·0	82·5	0·7	39·0	1010·5	119·8	66·5	1235·8	1·5	2·2	46·1	0·0
XIII ..	3	177	21·2	48·5	69·8	0·0	0·0	10·7	0·4	34·5	196·2	21·5	24·5	276·8	4·5	0·1	0·9	0·0
XVII ..	15	527	585·2	164·0	749·2	12·5	0·0	171·5	7·1	80·2	497·0	136·5	297·5	1011·2	63·0	2·1	21·0	1·4
XIX ..	16	1425	476·0	470·0	946·0	130·5	21·0	579·2	6·6	0·0	189·5	118·8	413·2	721·5	329·0	6·0	18·6	0·0
XX ..	2	225	25·0	8·8	33·8	7·0	0·0	18·5	0·1	0·0	27·0	32·0	89·0	148·0	6·2	1·5	3·0	0·0
XXIII ..	30	1052	166·4	239·5	405·9	80·5	0·0	41·4	2·6	0·0	333·8	158·8	303·2	795·8	92·2	13·6	5·8	0·2
XXIV ..	13	1018	343·2	228·2	571·5	110·6	9·8	241·0	4·6	0·0	174·2	147·8	551·8	873·8	108·5	11·1	14·2	0·0
XXV ..	8	790	154·2	61·5	215·8	24·3	0·0	29·2	3·8	0·8	229·5	169·5	515·5	915·2	14·8	5·4	9·2	0·1
XXVI ..	1	100	20·5	6·8	27·2	2·0	0 0	1·3	0·4	7·0	80·0	33·5	21·5	142·0	0·0	1·8	0·2	0·5
XXIX ..	48	2070	313·6	223·5	537·1	66·8	0·2	36·2	3·9	1·5	430·5	343·2	696·8	1472·0	77·0	20·0	4·9	0 1
XXXI ..	34	3604	714·0	263·5	977·5	85·4	0·0	113·8	10·4	8·4	1205·0	990·0	2549·8	4753·1	89·2	21·4	44·2	0·5
XXXII ..	4	403	54·5	25·0	79·5	7·0	0·0	3·6	1·9	0·0	137·8	144·2	255·0	537·0	30·0	4·0	5·8	0·0
XXXIII ..	1	75	32·2	14·0	46·2	0·5	0·0	0·4	0·1	3·0	54·5	43·2	42·0	142·8	0·0	0·0	0·4	1·5
XXXVI ..	1	100	2·2	2·5	4·8	0·6	0·0	0·0	0·2	0·0	35·0	50·0	58·0	143·0	2·2	0·2	0·5	0·0
C	44	1966	2385·5	1054·2	3939·8	38·8	1·0	384·9	19·0	367·0	3075·2	591·0	531·5	4544·8	268·2	6·8	100·9	0·9
D	29	1460	1708·2	541·0	2249·2	184·5	0·0	251·9	413·2	416·5	1630·8	341·5	478·5	2867·2	138·2	13·1	65·8	0·6
G	4	276	625·0	125·5	750·5	2·5	0·0	28·5	0·0	23·8	269·0	62·0	52·8	407·5	23·0	0·6	6·8	0·0
H	1	36	15·0	7·0	22·0	6·5	0·0	1·0	10·2	4·5	33·0	8·5	22·0	68·0	28·5	0·0	0·1	0·0
Faroe ..	53	3835	8323·5	5895·0	14218·5	156·5	9·2	1462·3	0·4	562·0	2951·0	205·2	285·8	4004·0	683·0	0·5	927·2	0·0
Iceland ..	10	637	3400·0	647·8	4047·8	720·3	710·0	194·0	0·0	1920·7	269·2	2·5	0·0	2192·5	122·2	0·0	81·0	0·0

May, 1904—Totals.

Lemons.			Plaice.				Dabs.	Whitches.			Megrims.			Eel.	Skate.	Gurnard.	Catfish	Monk	Gross Earnings.
Large.	Small.	Total.	Large.	Medium.	Small.	Total.		Large.	Small.	Total.	Large.	Small.	Total.						£ s. d.
0·8	0·0	0·8	0·0	0·0	0·0	0·0	0·0	0·5	0·0	0·5	17·0	9·0	26·0	0·0	16·0	0·0	0·0	0·0	113 10 1
0·2	0·0	0·2	0·0	0·2	0·0	0·2	0·0	3·2	0·0	3·2	7·5	4·0	11·5	0·0	1·0	0·0	0·0	0·0	177 7 5
6·0	0·4	6·4	33·8	106·2	6·5	146·5	9·0	0·0	0·0	0·0	1·8	0·0	1·8	0·0	14·2	0·0	25·5	0·0	625 17 4
0·2	0·0	0·2	0·0	0·0	0·0	0·0	0·0	8·0	5·0	13·0	23·5	13·8	37·2	0·0	29·0	0·0	5·8	5·0	443 3 0
0·4	0·1	0·5	3·2	10·2	5·8	19·2	0·0	0·0	0·0	0·0	0·0	0·0	0·0	0·0	0·5	0·0	0·0	0·0	143 15 9
2·0	0·0	2·0	0·0	0 0	0·0	0·0	0·0	24·0	14·0	38·0	0·0	0·0	0·0	0·0	6·0	1·0	1·0	8·0	47 6 9
33·1	6·0	39·1	36·5	103·8	4·0	144·2	9·0	2·6	0·0	2·6	0·6	0·0	0·6	0·5	53·0	0·0	14·0	8·0	1163 12 8
1·0	0·0	1·0	1·2	3·0	0·0	4·2	0·0	2·0	1·2	3·2	0·0	0·0	0·0	0·0	3·0	0·0	0·2	2·0	131 3 0
5·4	0·0	5·4	0·0	0·0	0·0	0·0	0·0	439·2	198·2	637 5	14·5	1·0	15·5	0·0	67·5	0·0	13·2	143·0	1429 11 9
5·2	0·1	5·4	1·8	38·0	0·0	39·8	0·0	2·4	0·0	2·3	0·0	0·0	0·0	0·0	14·5	0·0	62·5	1·0	349 3 8
74·5	11·6	86·1	3·6	55·2	16·9	75·8	0·2	12·4	3·5	15·9	6·0	0·0	6·0	0·0	54·2	3·5	41·9	20·5	783 18 7
12·1	0·5	12·6	0·5	1·8	0·0	2·2	0·0	31·2	10·0	41·2	3·2	1·0	4·2	0·0	13·0	0·0	16·0	17·5	273 16 2
30·0	1·1	31·1	39·5	297·2	5·8	342·5	1·0	36·5	1·2	37·8	0·2	0·0	0·2	0·1	68·0	11·0	433·5	2·0	2556 8 7
1·0	0·0	1·0	1·5	16·8	0·0	18·2	0·0	3·5	0·0	3·5	0·0	0·0	0·0	0·0	9·0	0·0	25·0	0·2	135 1 1
1·0	0·0	1·0	1·2	5·0	1·0	7·2	0·0	2·2	0·0	2·2	0·0	0·0	0·0	0·0	2·5	0·0	16·0	0·0	77 14 3
36·0	0·6	36·6	0·6	22·0	0·4	23·0	3·5	0·0	0·0	0·0	1·6	0·0	1·6	0·0	20·5	6·0	20·0	27·5	385 7 10
42·8	0·8	43·5	9·0	108·2	3·0	120·2	0·0	19·8	0·2	20·0	0·2	0·0	0·2	0·0	4·8	0·0	176·5	2·0	1438 11 3
4·0	0·0	4·0	5·2	31·2	0·1	36·6	0·0	1·4	0·0	1·4	0·0	0·0	0·0	0·0	8·2	0·0	45·0	1·2	340 16 1
1·8	0·0	1·8	1·5	24·2	1·5	27·2	0·0	1·2	0·0	1·2	0·0	0·0	0·0	0·0	2·5	0·0	35·0	0·0	251 18 3
0·5	0·0	0·5	0·2	3·0	2·8	6·0	0·0	0·0	0·0	0·0	0·0	0·0	0·0	0·0	1·2	0·0	6·0	0·0	50 2 3
24·1	5·2	29·3	191·2	612·8	30·1	834·1	12·1	0·2	0·0	0·2	1·6	9·0	10·6	0·2	148·8	3·5	17·4	1·0	6131 19 0
9·5	1·9	11·4	59·0	261·5	3·2	323·8	9·8	0·2	0·0	0·2	2·5	0·0	2·5	0·8	33·0	3·0	5·0	0·0	1722 15 1
0·1	0·0	0·1	0·0	11·8	0·0	11·8	0·0	0·0	0·0	0·0	0·1	0·0	0·1	0·0	8·0	0·0	0·0	0·0	367 6 7
247·8	4·5	252·2	162·5	38·5	2 1	203·1	8·0	10·0	0·8	10·8	0·4	0·0	0·4	0·0	58·5	0·0	653·4	11·8	5895 12 11
10·0	0·0	10·0	4·5	8·8	0·0	13·2	4·0	12·8	0·5	13·2	35·5	0·0	35·5	0·0	1·0	0·0	3·5	0·0	888 7 5

June, 1904—Totals.

12·4	2·4	14·8	26·2	77·0	0·8	104·0	2·8	0·2	0·0	0·2	2·2	1·0	3·2	0·1	81·2	0·0	62·0	2·0	1123 6 4
1·5	0·0	1·5	11·5	14·5	4·8	30·8	2·8	0·0	0·0	0·0	0·0	0·0	0·0	0·0	3·5	0·0	5 2	0·0	240 8 10
17·4	1·6	19·0	29·0	84·0	3·8	116·8	2·5	0·8	0·0	0·8	2·6	0·2	2·9	0·4	74·5	3·0	16·5	3·0	952 11 10
2·5	0·0	2·5	0·0	0·0	0·0	0·0	0·0	311·8	109·0	420·8	28·0	1·0	29·0	0·0	71·2	0·0	13·0	94·0	1315 16 8
5·6	0·0	5·6	0·2	20·8	0·0	21·0	0·0	2·2	0·0	2·2	0·0	0·0	0·0	0·0	9·0	0·0	43·0	0·5	157 10 0
81·0	20·1	101·1	4·5	42·2	2·4	50·1	0·0	1·0	0·8	1·8	1·4	0·0	1·4	0·1	49·9	0·1	44·0	44·8	1037 11 1
22·4	0·5	22·9	3 5	12·6	1·0	17·1	1·8	108·5	33·0	141·5	14·8	0·0	14·8	0·0	56·8	0·0	44·8	51·0	907 13 2
12·0	0·1	12·1	7·0	53·6	1·2	61·9	0·0	7·0	0·0	7·0	0·0	0·0	0·0	0·0	3·0	0·0	104·0	1·8	638 9 11
0·0	0·0	0·0	0·8	3·5	1·0	5·2	0·0	0·0	0·0	0·0	0·0	0·0	0·0	0·0	0·0	0·0	6 0	0·0	113 3 3
188·1	10·0	198·1	7·2	87·2	1·6	96·1	0·6	0·0	0·0	0·0	5·8	0·5	6·2	0·1	50·5	2·2	35·5	112·5	1709 4 2
46·0	6 2	52·2	27·8	223·8	1·8	252·2	—	43·6	1·1	44·8	2·2	1·0	3·2	0·0	13·4	23·5	322·5	2·8	2812 10 6
10·0	0·0	10·0	2·2	41·2	1·0	44·5	0·0	1·5	0·0	1·5	1·0	0·0	1·0	0·0	0·0	0·0	67·0	0·0	379 5 11
0·5	0·0	0·5	0·8	3·8	0·5	5·0	0·0	0·1	0·0	0·1	0·0	0·0	0·0	0 0	1·0	0·0	6·5	0·0	111 4 10
0·8	0·0	0·8	0·5	3·8	0·0	4·2	0·0	0·5	0·0	0·5	0·0	0·0	0·0	0·0	0·0	0·0	5·0	0·0	117 11 9
27 5	6·6	34·1	60·0	293·5	9·8	363·2	17·8	2·0	0·5	2·5	6·5	0·0	6·5	0·1	233·5	7·0	26·0	4·0	3987 8 6
26·9	2·2	29·1	49·8	209·8	1·5	261·0	2·5	15·2	1·0	16·2	97·4	44·5	141·9	5·0	266·2	6·2	14·0	3·0	3142 8 7
0·6	0·0	0·6	4·5	39·8	0·0	44·2	0·0	0·0	0·0	0·0	0·0	0·0	0·0	0·0	3·2	0·0	0·0	2·5	405 11 4
1·0	0·2	1·2	0·0	1·0	0·0	1·0	0·0	0·0	0·0	0·0	0·5	0·0	0·5	0·2	3·0	0·0	0·0	0·0	39 10 0
253·8	42·1	295·9	126·1	30·0	0·5	156·6	12·0	1·8	0·0	1·8	0·2	0·0	0·2	0·1	54·2	0·0	1237·5	24·0	6274 14 9
19·5	1·2	20·8	8·6	22·0	14·0	44·6	17·0	73·2	11·8	85·0	114·8	2·0	116·8	0·0	7·5	0·0	50·8	0·0	1861 2 9

Aberdeen Trawlers.

Area.	Trips.	Hours.	Cod.	Codling.	Total.	Ling.	Tusk.	Saithe.	Hake.	Haddocks.					Whiting.	Turbot.	Halibut.	Brill.
										E. Large.	Large.	Medium	Small.	Total.				
IX ..	2	106	84·5	70·0	154·5	6·2	0·0	17·0	0·7	2·2	151·5	58·5	61·5	273·8	16·0	0·2	4·0	0·0
X	16	821	612·0	469·2	1081·2	36·5	0·0	95·5	0·3	43·5	1416·5	239·2	176·2	1875·5	11·2	3·8	34·1	1·9
XIII ..	2	125	34·0	22·2	56·2	42·0	0·0	18·1	32·7	0·0	21·8	22·5	76·2	120·5	11·0	0·6	7·2	0·0
XVII ..	20	1048	537·8	213·5	751·2	35·2	0·0	16·5	79·0	18·2	386·5	291·8	698·8	1395·2	123·0	3·8	8·6	8·0
XVIII ..	4	200	78·8	18·0	96·8	51·3	1·5	38·3	0·7	0·5	37·8	34·0	91·0	163·2	50·0	1·6	2·1	0·0
XIX ..	13	1220	484·0	370·8	854·8	99·5	17·5	369·6	3·2	0·5	152·2	139·8	430·5	723·0	266·8	6·0	19·0	0·0
XXIII ..	67	3707	958·0	433·5	1391·5	297·2	0·0	133·5	11·5	5·0	514·2	411·5	1074·8	2005·5	522·5	56·4	76·8	4·6
XXIV ..	8	511	364·0	118·2	482·2	63·3	3·2	108·0	1·2	0·0	44·0	58·2	168·0	270·2	123·0	6·6	7·0	0·0
XXV ..	6	648	184·2	43·5	227·8	16·5	0·0	42·7	3·0	3·2	167·5	137·5	260·2	568·5	9·5	3·6	6·8	0·0
XXIX ..	121	5343	1056·5	396·8	1453·3	160·9	0·4	299·7	4·4	20·2	2167·5	1796·2	2603·2	6587·2	208·5	59·0	16·0	0·8
XXX ..	4	236	69·5	29·2	98·8	21·3	0·0	48·5	0·1	0·0	59·2	83·0	111·5	253·8	10·8	3·8	0·5	0·0
XXXI ..	18	1645	397·0	214·0	611·0	31·7	0·0	87·5	7·1	3·0	788·0	772·5	158·8	1722·2	22·0	11·1	13·5	0·0
XXXII ..	1	90	6·0	7·8	13·8	5 2	0·0	2·0	0·1	0·0	70·5	31·0	22·0	123·5	1·2	0·8	1·0	0·0
XXXIII ..	6	566	106·8	70·2	177·0	9·8	0·0	4·7	32·5	18·2	466·2	218·8	103·2	806·5	10·5	28·8	2·5	6·1
XXXVI ..	4	367	410·8	43·0	453·8	11·4	0·0	28·3	2·1	6·5	195·5	125·2	119·0	446·2	10·8	6·4	1·6	1·1
XXXVIII	1	100	30·5	12·0	42·5	5·2	0·0	1·0	4·3	2·0	121·8	47·2	20·0	191·0	2·8	2·8	2·5	0·8
C	25	970	1091·2	468·0	1559·2	43·0	0·0	91·0	8·6	204·5	1903·5	402·8	423·0	2943·8	98·5	18·9	48·6	0·6
D	16	624	911·5	390·2	1301·8	20·7	0·0	88·8	3·7	200·2	970·5	168·8	168·2	1507·8	22·4	4·0	16·6	1·8
G	4	111	314·2	84·5	398·8	3·9	0·0	12·0	0·2	39·2	256·8	71·2	33·5	400·8	15·8	2·8	7·0	0·0
H	2	84	50·5	12·2	62·8	15·0	2·0	4·5	87·2	19·0	103·2	24·0	38·5	184·8	14·5	3·6	7·5	0·1
Faroe ..	24	1520	1761·5	1790·8	3552·2	32·2	1·2	316·7	11·4	640·8	1674·8	208·0	118·0	2641·5	202·8	0·1	266·8	0·1
Iceland ..	4	341	966·8	39·2	1006·0	56·2	0·0	70·0	0·0	806·8	111·0	3·0	0·0	920·8	44·0	0·0	41·0	0·0

Aberdeen Trawlers.

X	2	129	5·5	85·0	90·5	0·8	0·0	9·5	0·3	1·0	134·0	33·8	32·2	201·0	26·0	0·5	10·2	0·0
XI ..	2	176	34·0	17·5	51·5	25·3	1·0	37·0	2·9	0·0	126·8	76·2	103·8	306·8	25·0	2·4	5·5	0·0
XII ..	1	94	23·0	11·0	34·0	14·0	0·0	21·0	1·0	0·0	100·2	48·8	59·2	208·2	19·0	0·8	2·5	0·0
XIII ..	11	662	157·5	147·0	304·5	196·7	1·8	65·0	32·0	29·8	409·5	141·5	248·5	829·2	177·8	3·5	37·8	0·0
XIV ..	8	438	233·8	159·2	393·0	92·5	2·0	156·7	39·9	7·8	251·0	103·2	195·8	567·8	67·2	7·8	11·4	0·1
XV ..	1	85	37·5	19·8	57·2	20·5	1·0	31·5	4·5	0·8	49·5	24·2	53·0	127·5	28·5	0·1	2·0	0·0
XVII ..	14	696	173·8	109·8	283·5	33·5	0·0	7·0	60·4	40·0	364·2	265·8	569·2	1239·2	47·5	6·6	8·8	1·1
XVIII ..	7	501	215·8	58·2	274·0	77·0	2·2	84·0	1·7	0·0	62·8	82·0	219·2	364·0	159·8	1·5	11·9	0·0
XIX ..	13	1095	407·2	248·5	655·8	122·7	14·0	185·1	15·3	0·5	321·0	200·8	509·2	1031·5	312·8	3·1	23·4	0·0
XX ..	1	90	24·0	9·8	33·8	1·0	0·0	13·5	0·0	0·0	54·2	34·0	37·0	125·2	12·0	0·0	2·0	0·0
XXIII ..	97	3878	830·8	586·5	1417·2	253·1	0·2	154·6	17·9	11·2	838·8	550·8	1448·2	2849·0	736·0	60·4	17·5	5·6
XXIV ..	17	810	461·5	51·5	513·0	102·2	1·2	56·3	2·7	0·0	156·0	139·2	378·8	674·0	201·8	6·4	9·8	0·0
XXV ..	18	1687	190·2	136·5	326·8	24·7	0·0	44·5	0·4	0·2	585·5	604·0	949·0	2138·8	92·2	16·6	13·0	0·0
XXVI ..	7	575	97·0	140·5	237·5	29·5	0·0	13·2	0·6	1·2	249·2	268·8	266·0	785·2	9·8	4·4	6·5	0·0
XXVII ..	7	366	95·5	49·5	145·0	17·3	6·0	4·7	10·6	10·0	512·8	238·5	148·0	909·2	5·0	8·1	9·9	0·6
XXIX ..	64	2907	245·8	188·0	433·8	62·4	0·0	75·9	2·2	6·0	962·5	711·5	1131·8	2811·8	188·0	28·9	2·4	0·0
XXX ..	4	342	82·0	74·5	156·5	35·8	0·0	22·3	0·1	0·0	97·0	195·2	203·2	495·5	47·5	0·8	3·1	0·0
XXXI ..	20	1822	227·5	207·2	434·8	37·7	0·0	38·8	0·3	10·0	706·8	890·2	1043·8	2710·8	55·2	10·0	12·1	0·0
XXXII ..	4	361	26·8	46·0	72·8	7·5	0·0	11·7	0·0	3·2	171·0	218·8	278·8	671·8	6·8	1·1	2·1	0·0
XXXIII ..	3	280	46·5	20·5	67·0	4·2	0·0	3·0	29·8	2·2	317·2	133·5	93·0	546·0	0·8	2·8	0·2	0·4
XLII ..	1	110	5·5	7·0	12·5	0·7	0·0	0·0	0·0	0·0	26·2	43·2	66·8	136·2	10·0	1·5	0·2	0·0
C	20	723	370·5	231·0	601·5	22·5	0·0	53·3	0·0	104·8	1879·2	546·2	358·8	2889·0	78·0	15·1	17·5	0·2
D	5	193	419·2	99·5	518·8	11·7	0·0	1·0	0·3	32·2	408·8	83·0	52·5	576·5	2·0	3·6	4·1	0·1
G	3	51	13·2	14·5	27·8	4·2	0·0	0·0	5·5	19·0	357·8	130·8	79·2	586·8	0·0	2·6	3·0	0·0
Faroe ..	3	106	115·0	122·0	237·0	9·0	0·0	51·0	0·0	107·0	325·5	14·8	0·0	447·2	0·0	0·0	24·0	0·0
Iceland ..	1	60	36·0	9·2	45·2	16·7	0·0	2·5	0·0	57·5	15·5	0·0	0·0	73·0	0·0	0·0	14·5	0·0

JULY, 1904—TOTALS.

Lemons.			Plaice.				Dabs.	Whitches.			Megrims.			Eel.	Skate.	Gurnard.	Catfish.	Monk.	Gross Earnings.
Large.	Small.	Total.	Large.	Medium.	Small.	Total.		Large.	Small.	Total.	Large.	Small.	Total.						£ s. d.
5·0	0·6	5·6	3·5	8·8	0·0	12·2	0·0	0·0	0·0	0·0	0·8	0·0	0·8	0·1	8·0	0·0	3·5	0·0	117 15 0
16·4	8·1	24·5	38·0	65·5	2·5	106·0	0·0	0·0	0·0	0·0	0·2	0·0	0·2	0·2	39·0	0·0	21·5	0·0	1107 15 7
3·0	0·0	3·0	1·8	6·2	0·0	8·0	0·0	5·2	0·8	6·0	47·5	9·5	57·0	0·2	20·0	0·0	1·5	7·0	210 11 0
130·5	11·0	141·5	16·8	74·2	2·5	93·5	8·0	1·5	0·0	1·5	6·0	0·0	6·0	3·0	74·0	7·0	33·0	3·0	1145 19 9
5·8	0·0	5·8	0·0	4·8	0·2	5·0	0·0	18·5	11·0	29·5	9·2	1·5	10·8	0·1	22·5	3·5	1·2	2·0	183 12 11
3·1	0·0	3·1	0·0	0·0	0·0	0·0	0·0	275·8	103·5	379·2	18·8	0·0	18·8	0·0	66·0	0·0	6·5	40·0	954 16 4
281·4	51·6	333·0	9·1	85·9	0·0	95·0	1·5	13·9	0·0	13·9	13·5	0·0	13·5	1·1	282·8	0·0	103·4	80·8	2353 1 6
13·5	0·8	14·2	0·5	1·9	0·0	2·4	0·0	71·5	20·0	91·5	15·0	0·0	15·0	0·2	30·0	0·0	5·8	14·2	409 10 9
8·6	1·0	9·6	8·5	70·0	0·0	78·5	1·0	5·9	0·5	6·4	0·8	0·0	0·8	0·0	11·5	0·0	52·5	2·0	421 4 3
362·0	17·9	379·9	7·9	237·6	1·9	247·4	1·0	3·9	0·0	3·9	6·4	0·0	6·4	0·5	65·9	5·2	102·5	84·0	3605 15 10
17·0	0·0	17·0	0·0	4·2	0·0	4·2	0·0	0·2	0·0	0·2	0·0	0·0	0·0	0·0	1·8	0·0	5·8	0·0	153 18 9
2·5	0·0	2·5	11·0	101·8	1·2	114·0	0·0	12·5	0·0	12·5	0·0	0·0	0·0	0·0	7·8	0·0	94·5	1·0	1251 9 1
1·8	0·0	1·8	0·1	6·5	0·0	6·6	0·0	0·2	0·0	0·2	0·0	0·0	0·0	0·0	0·0	0·0	5·5	0·0	66 17 9
3·0	0·1	3·1	2·5	18·0	16·2	36·8	0·0	0·5	0·0	0·5	0·0	0·0	0·0	0·0	13·5	0·0	14·5	0·0	350 17 9
9·0	0·0	9·0	10·5	20·0	0·2	30·8	0·8	1·8	0·0	1·8	0·0	0·0	0·0	0·0	1·5	0·0	14·5	0·5	214 12 2
0·0	0·0	0·0	3·5	7·0	0·0	10·5	0·0	2·0	0·0	2·0	0·0	0·0	0·0	0·0	0·5	0·0	7·5	0·0	61 17 3
15·1	4·0	19·1	33·1	134·5	3·5	171·1	4·4	0·0	0·0	0·0	3·0	0·5	3·5	0·2	123·0	4·0	7·1	0·8	1722 0 10
10·8	1·6	12·4	19·4	68·0	10·8	98·1	0·0	0·4	0·0	0·4	0·6	0·0	0·6	0·0	69·6	5·0	4·8	1·1	1044 4 0
0·0	0·0	0·0	6·2	27·5	0·0	33·8	0·0	0·0	0·0	0·0	0·0	0·0	0·0	0·0	13·0	0·0	0·0	0·0	431 11 3
2·2	0·4	2·6	0·1	7·0	0·1	7·2	0·0	0·0	0·0	0·0	1·0	1·8	1·8	0·2	17·0	0·0	1·0	4·0	127 7 1
89·8	8·5	98·2	15·8	25·5	2·0	43·2	6·0	0·5	0·0	0·5	5·1	2·5	7·6	0·0	29·8	0·0	851·5	10·0	1652 8 3
55·0	3·0	58·0	1·8	38·8	3·0	43·5	4·0	36·2	3·2	39·5	56·5	0·0	56·5	0·0	24·0	0·0	12·0	0·0	409 16 3

AUGUST, 1904—TOTALS.

2·2	0·2	2·5	5·8	21·5	0·0	27·2	4·0	0·0	0·0	0·0	0·1	0·0	0·1	0·0	11·0	20·0	0·2	3·0	188 9 6
2·4	0·0	2·4	1·2	4·2	0·0	5·5	0·0	1·5	0·0	1·5	1·0	0·2	1·2	0·0	11·0	0·0	4·0	0·0	204 9 3
0·8	0·2	1·0	0·8	2·8	0·0	3·5	0·0	1·8	0·0	1·8	3·8	0·5	4·2	0·0	6·0	0·0	2·0	0·0	149 9 1
4·5	1·5	6·0	10·5	42·8	5·5	58·8	11·0	21·2	8·8	30·0	183·8	46·0	229·8	0·1	110·0	1·0	1·5	29·0	969 17 0
14·0	4·2	18·2	6·0	30·0	0·0	36·0	0·0	9·8	2·5	12·2	11·9	0·0	11·9	0·1	55·0	0·5	30·8	1·0	659 16 8
0·5	0·0	0·5	0·0	0·0	0·0	0·0	0·0	6·2	2·0	8·2	1·5	1·0	2·5	0·0	2·0	0·0	3·0	0·0	79 0 3
78·5	7·1	85·6	37·0	65·2	3·0	105·2	7·8	0·2	0·0	0·2	3·9	0·0	3·9	1·2	114·0	8·0	19·9	8·0	1080 4 11
10·8	0·2	11·0	0·0	1·1	0·0	1·1	0·0	55·5	25·8	81·2	20·2	1·0	21·2	0·0	32·5	0·0	6·5	7·0	472 12 10
7·6	0·0	7·6	15·8	9·2	0·0	25·0	0·0	184·0	95·0	279·0	29·1	1·2	30·4	0·0	97·0	0·0	13·5	35·0	1100 16 4
1·0	0·0	1·0	1·0	7·0	0·0	8·0	0·0	1·0	0·0	1·0	0·0	0·0	0·0	0	1·0	0·0	0·5	0·0	78 9 7
330·4	74·1	404·5	8·1	85·9	3·5	97·4	8·0	20·4	13·	34·0	17·8	3·2	21·0	0	343·9	33·0	42·1	95·0	3999 12 10
74·6	0·9	75·5	2·0	11·9	0·1	14·0	0·0	30·5	18·5	49·0	12·5	1·0	13·5	0·1	89·8	4·0	15·2	20·5	1016 17 11
15·8	0·1	15·9	23·5	201·4	0·9	225·8	0·0	12·8	0·2	13·0	0·1	0·0	0·1	0·0	40·2	0·0	57·0	0·0	1429 15 4
6·0	0·0	6·0	15·5	100·5	1·5	117·5	0·0	4·2	2·5	6·8	0·1	0·0	0·1	0·0	10·8	0·0	24·2	0·0	595 15 7
1·1	0·0	1·1	7·6	71·2	16·5	95·4	1·2	0·5	0·0	0·5	0·0	0·0	0·0	0·0	18·5	0·0	25·1	0·0	681 3 6
197·1	7·6	204·8	2·9	127·1	0·8	130·8	0·8	0·5	0·5	1·0	1·4	0·0	1·4	0·0	53·5	34·4	32·2	74·2	2450 15 11
23·5	2·5	26·0	2·5	7·5	0·0	10·0	0·0	18·2	2·8	21·0	0·0	0·0	0·0	0·0	2·5	0·0	2·0	1·0	328 2 3
35·2	0·0	35·2	20·5	151·8	0·8	173·0	0·0	14·4	0·0	14·4	0·0	0·0	0·0	0·0	24·0	0·0	39·0	2·5	1427 19 5
8·1	0·0	8·1	1·5	25·2	0·2	27·0	0·0	2·2	0·0	2·2	0·0	0·0	0·0	0·0	1·5	0·0	7·5	0·0	304 1 4
0·8	0·0	0·8	3·0	10·0	35·2	48·2	2·8	0·5	0·0	0·5	0·0	0·0	0·0	0·0	3·0	0·0	1·5	0·0	238 13 11
0·8	0·0	0·8	1·5	20·5	0·0	22·0	0·0	0·5	0·0	0·5	0·0	0·0	0·0	0·0	2·0	0·0	2·0	0·0	95 3 0
6·8	2·2	9·0	18·0	53·8	1·1	72·9	6·0	0·0	0·5	0·5	1·0	0·0	1·0	0·8	82·5	0·0	0·9	0·0	1846 6 7
2·1	0·4	2·5	14·5	41·2	0·1	55·9	1·8	0·1	0·0	0·1	0·0	0·0	0·0	0·4	50·0	0·0	0·1	0·0	589 18 4
1·8	0·2	2·0	1·0	3·5	0·0	4·5	0·0	0·0	0·0	0·0	0·8	0·0	0·8	0·0	0·0	0·0	0·5	0·0	296 13 11
1·0	0·0	1·0	0·0	0·0	0·0	0·0	0·0	0·0	0·0	0·0	0·0	0·0	0·0	0·0	15·0	0·0	0·8	0·0	213 0 1
1·0	0·0	1·0	0·0	3·8	0·0	3·8	0·0	21·0	0·0	21·0	9·2	0·0	9·2	0·0	4·0	0·0	2·5	0·0	61 8 0

Aberdeen Trawlers.

Area.	Trips.	Hours.	Cod.	Codling.	Total.	Ling.	Tusk.	Saithe.	Hake.	Haddocks.					Whiting.	Turbot	Halibut.	Brill.
										E. Large.	Large.	Medium	Small.	Total.				
IX.. ..	1	92	76·2	35·0	111·2	18·5	0·0	1·0	0·4	0·0	24·8	14·0	16·0	54·8	0·0	0·1	2·0	0·0
X	23	1175	280·8	157·5	438·2	289·0	3·0	538·2	3682·8	10·2	827·8	317·0	477·8	1632·8	1003·0	4·4	22·1	0·0
XI.. ..	3	250	108·2	26·0	134·2	51·0	0·5	154·0	75·5	2·0	170·2	93·5	178·2	444·0	87·0	1·5	4·8	0·0
XII ..	1	90	13·2	7·0	20·2	19·0	0·0	10·0	2·1	0·0	74·0	33·8	62·5	170·2	17·0	0·0	1·0	0·0
XIII ..	6	419	143·8	154·5	298·2	37·7	0·0	30·8	11·5	19·8	313·5	104·2	131·5	569·0	138·5	1·9	9·4	0·0
XIV ..	50	3729	1451·2	650·0	2101·2	676·7	27·8	1019·1	735·6	120·2	2856·8	952·8	1840·2	5770·0	883·5	8·2	64·8	0·0
XV ..	3	205	87·8	47·2	135·0	51·8	3·8	98·0	36·0	3·0	167·5	69·0	136·2	375·8	91·0	0·0	4·0	0·0
XVII ..	9	359	47·0	66·5	113·5	11·0	0·0	0·7	3·0	3·8	233·5	137·8	328·5	703·5	46·8	0·8	1·9	1·5
XVIII ..	6	468	197·6	59·0	256·6	72·3	5·0	70·5	27·4	0·0	106·0	94·5	278·2	478·8	126·0	1·2	9·0	0·2
XIX ..	4	234	90·2	71·5	161·8	20·5	2·0	36·7	2·2	3·0	97·2	88·0	133·8	319·0	47·5	0·1	3·1	0·0
XX ..	3	285	35·5	33·5	69·0	11·0	0·0	7·2	0·1	0·5	155·0	156·8	156·0	468·2	48·8	1·8	2·2	0·0
XXIII ..	68	2955	838·8	333·4	1172·2	166·1	0 0	182·2	16·9	9·9	727·8	492·5	1326·8	2556·9	481·8	29·6	24·9	0·4
XXIV ..	17	1083	532·0	95·2	627·2	146·0	2·5	160·7	5·5	0·0	122·2	172·5	442·2	737·0	253·5	4·2	15·9	0·2
XXV ..	12	1270	153·2	136·8	290·0	13·7	0·0	26·1	0·0	2·0	508·2	492·8	668·0	1671·0	161·8	5·0	9·2	0·0
XXVI ..	3	206	58·2	42·2	100·5	8·3	0·0	20·5	0·6	11·9	286·0	126·5	73·5	497·0	26·0	0·1	2·3	0·0
XXVII ..	35	2743	575·8	347·5	923·2	122·0	0·0	110·4	30·1	102·5	3291·5	1300·2	602·8	5297·0	136·8	31·8	21·0	12·9
XXIX ..	65	3121	280·5	231·5	512·0	70·7	0·0	54·2	1·3	5·2	1292·2	1014·0	1631·0	3942·5	302·0	29·2	6·8	0·1
XXX ..	12	1022	302·5	174·8	477·2	120·5	0·0	60·1	0·0	1·8	310·8	481·0	498·2	1291·8	140·5	0·8	10·5	0·0
XXXI ..	10	1001	171·2	158·0	329·2	21·7	0·0	14·0	2·4	3·5	670·5	532·0	563·0	1769·0	81·0	1·2	8·1	0·0
XXXII ..	10	794	90·0	104·5	194·5	11·5	1·0	13·5	3·2	16·0	712·2	619·8	466·8	1814·8	52·5	4·2	4·1	0·0
XXXIII .	1	120	8·0	5·5	13·5	3·7	0·0	1·0	1·8	2·5	59·5	31·0	13·0	106·0	0·0	1·0	0·1	0·0
XXXVI ..	1	110	17·0	17·2	34·2	1·8	0·0	2·0	0·0	0·0	50·5	55·5	51·8	157·8	4·5	0·1	0·5	0·0
XXXVII	1	90	7·5	12·0	19·5	0·5	0·0	0·5	0·4	2·5	81·0	72·5	46·0	202·0	8·0	0·8	0·5	0·0
XXXVIII	1	72	17·0	12·0	29·0	2·6	0·0	0·0	0·0	87·0	85·0	35·0	18·0	225·0	8·0	0·0	1·5	0·0
C	7	237	580·8	125·2	706·0	7·3	0·0	18·3	0·1	60·2	322·0	88·2	64·0	534·5	2·8	2·4	8·0	0·0
Faroe ..	1	54	31·0	96·5	127·5	3·5	0·0	16·0	0·0	34·0	78·5	10·5	0·0	123·0	0·0	0·0	6·0	0·0
Iceland .	1	36	2·5	17·0	19·5	3·0	0·0	0·0	0·0	231·0	0·0	0·0	0·0	231·0	0·0	0·0	10·5	0·0

Aberdeen Trawlers.

X	19	1048	258·5	80·2	338·8	243·5	4·1	158·3	1599·0	1·0	371·8	196·8	318·5	888·0	757·0	3·9	20·0	0·0
XI ..	2	150	21·5	13·5	35·0	12·8	0·0	59·7	19·8	0·0	120·5	60·8	82·0	263·2	25·0	0·2	3·0	0·0
XII ..	1	72	15·5	9·0	24·5	8·5	0·0	28·0	12·5	0·5	59·8	33·2	51·5	145·0	13·8	0·1	1·5	0·0
XIII ..	4	182	91·5	49·5	141·0	6·0	0·0	1·0	0·2	5·0	71·0	32·8	201·2	310·0	17·0	0·5	3·2	2·6
XIV ..	35	2404	618·8	351·0	969·8	440·5	22·0	551·9	866·3	47·1	1297·8	534·2	1197·8	3076·9	706·0	3·5	52·4	0·2
XV ..	5	371	112·0	68·0	180·0	48·8	5·0	136·2	142·7	0·0	188·8	134·5	166·8	490·0	123·2	0·0	8·0	0·0
XVII ..	12	539	67·8	83·8	151·5	24·5	0·2	10·1	4·5	2·5	398·8	267·0	740·2	1408·5	95·2	1·1	2·6	0·2
XVIII ..	18	1231	613·5	164·0	777·5	212·7	10·0	345·4	248·4	4·0	219·2	168·0	553·5	944·8	406·2	0·2	26·6	0·0
XIX ..	6	450	202·8	64·2	267·0	61·0	3·5	71·0	60·5	0·0	75·2	77·0	201·2	353·5	136·0	0·1	9·4	0·0
XX ..	10	830	86·2	110·8	197·0	15·3	0·0	39·8	1·1	2·8	470·5	411·2	414·0	1298·5	120·5	2·4	5·1	0·0
XXXIII ..	121	4096	706·8	722·2	1429·0	175·8	1·5	120·9	110·9	5·5	1262·4	873·8	2530·5	4672·1	508·6	61·8	25·4	4·5
XXIV ..	28	1774	541·5	199·5	741·0	181·3	3·2	209·4	133·5	5·2	380·0	376·2	866·8	1628·2	360·8	9·6	16·6	0·0
XXV ..	28	2440	461·8	241·0	702·8	45·2	0·0	105·9	2·9	4·0	1333·5	1276·0	1607·0	4220·5	401·5	6·2	12·9	0·0
XXVI ..	6	404	122·2	56·8	179·0	21·0	0·0	68·0	3·1	21·0	538·2	267·5	189·0	1015·8	28·8	9·1	4·9	0·4
XXVII ..	8	808	135·8	77·0	212·8	24·3	0·0	10·2	5·9	26·0	725·8	343·8	151·2	1246·8	37·2	14·8	3·6	0·9
XXVIII ..	11	379	64·5	175·2	239·8	19·3	0·0	1·0	2·5	2·5	86·2	31·8	187·5	308·0	28·0	4·0	0·9	2·1
XXIX ..	78	2918	361·2	643·0	1004·2	91·5	0·4	26·2	1·4	3·0	1159·5	738·0	1705·0	3605·5	278·8	46·9	12·1	5·8
XXX ..	3	299	38·5	34·8	73·2	5·7	0·0	3·4	0·0	0·0	195·2	151·5	163·5	510·2	26·0	1·4	1·5	0·0
XXXI ..	38	3451	609·8	335·5	945·2	63·1	0·0	126·8	2·4	39·2	2155·8	1934·0	1626·5	5755·8	394·0	4·6	16·9	0·4
XXXII ..	42	3810	341·8	538·5	880·2	58·3	0·0	64·3	14·4	110·8	3295·8	2475·8	1913·5	7795·8	357·5	18·9	24·5	0·4
XXXIII ..	4	305	84·5	44·8	129·2	12·3	0·0	4·3	8·8	9·0	429·0	121·2	75·8	635·0	11·5	7·9	2·6	1·5
XXXVI ..	1	90	3·0	13·0	16·0	1·0	0·0	0·3	0·0	1·2	51·0	25·0	48·5	125·8	8·0	1·0	0·1	0·1
XL ..	4	306	76·0	40·0	116·0	12·8	0·0	10·8	0·1	10·2	235·5	196·5	137·2	579·5	22·0	0·4	2·8	0·0
D (Minch)	1	64	52·5	1·0	53·5	10·5	0·0	12·0	29·6	2·0	5·5	3·5	31·0	42·0	16·5	0·0	0·5	0·0
G (Sulisker).	2	50	96·5	23·5	120·0	6·0	0·0	3·0	0·0	1·0	36·8	16·8	34·5	89·0	0·0	1·0	0·4	0·0
Faroe ..	2	60	25·5	139·0	164·5	0·8	0·0	7·0	0·0	46·5	121·0	44·8	0·0	212·2	0·0	0·0	14·0	0·0
Iceland ..	1	10	3·0	11·0	14·0	4·3	0·0	0·0	0·0	22·2	0·0	0·0	0·0	22·2	0·0	0·0	3·5	0·0

SEPTEMBER, 1904—TOTALS.

Lemons.			Plaice.				Dabs.	Whitches.			Megrims.			Eel.	Skate.	Gurnard.	Catfish.	Monk.	Gross Earnings.
Large.	Small.	Total.	Large.	Medium.	Small.	Total.		Large.	Small.	Total.	Large.	Small.	Total.						£ s. d.
5·0	0·8	5·8	8·8	9·2	0·0	18·0	0·0	0·0	0·0	0·0	0·1	0·0	0·1	0·2	35·0	0·0	0·0	0·0	73 12 0
27·2	12·4	39·6	12·8	46·0	0·5	59·2	2·5	39·8	30·8	70·5	154·5	96·2	250·8	0·2	178·0	3·0	5·9	418·7	2055 14 4
0·2	0·0	0·2	0·0	3·0	0·0	3·0	0·0	24·8	17·0	41·8	4·5	1·0	5·5	0·0	40·0	2·0	0·5	6·0	263 4 1
0·2	0·0	0·2	1·0	0·5	0·0	1·5	0·0	0·5	0·0	0·5	0·0	0·0	0·0	0·0	0·1	0·0	0·0	0·0	39 10 3
9·2	3·6	12·9	11·8	45·5	11·0	68·2	7·8	5·2	1·5	6·8	34·2	9·0	43·2	0·0	61·0	0·0	1·0	6·0	504 18 7
113·5	1·6	115·1	28·4	195·0	2·5	225·9	2·0	96·2	43·5	139·8	142·0	16·1	158·1	0·0	248·2	13·0	59·8	38·8	4789 5 1
2·6	0·0	2·6	0·0	0·0	0·0	0·0	0·0	17·8	7·2	25·0	3·2	0·0	3·2	0·0	8·0	0·0	6·8	3·0	291 2 11
17·0	3·0	20·0	3·9	53·2	7·2	64·4	11·8	2·0	2·0	4·0	2·5	0·0	2·5	0·5	36·2	0·0	0·4	0·0	445 2 1
7·0	0·0	7·0	0·5	4·0	0·0	4·5	0·0	70·5	47·8	118·2	26·5	2·0	28·5	0·0	37·2	0·0	8·1	13·0	466 8 7
3·6	0·0	3·6	0·0	2·5	0·0	2·5	0·0	20·2	12·0	32·2	0·8	0·5	1·2	0·0	9·5	0·0	2·8	0·0	244 10 7
11·8	0·0	11·8	1·0	20·2	0·0	21·2	0·0	2·5	0·0	2·5	0·0	0·0	0·0	0·0	6·5	0·0	1·2	3·2	290 14 11
155·4	29·1	184·5	3·5	51·6	2·2	57·4	10·6	92·4	52·0	144·4	42·4	8·0	50·4	0·1	231·9	41·8	17·5	32·2	2711 6 9
40·4	0·6	41·0	0·0	11·9	0·0	11·9	0·0	89·5	55·2	144·8	25·0	0·0	25·0	0·1	79·0	0·0	9·0	17·5	1178 14 2
24·4	0·0	24·4	10·2	119·2	0·0	129·5	0·0	18·5	1·5	20·0	0·0	0·0	0·0	0·0	37·0	0·0	8·8	3·0	867 17 5
3·0	0·0	3·0	2·2	30·0	0·5	32·8	0·0	0·2	0·0	0·2	0·0	0·0	0·0	0·0	4·2	0·0	3·2	0·0	247 9 0
14·0	0·1	14·1	70·5	346·2	77·5	494·2	14·8	4·1	0·0	4·1	1·2	0·5	1·8	0·1	73·5	3·0	33·9	5·5	3884 17 0
218·9	0·4	219·2	2·8	118·6	2·1	123·5	4·2	0·8	0·0	0·8	0·2	0·0	0·2	0·0	94·0	67·2	17·9	81·8	2724 18 6
62·8	0·1	62·9	5·2	28·2	0·0	33·5	0·0	44·2	4·1	48·4	0·6	0·0	0·6	0·0	9·8	0·0	10·2	2·8	1406 1 2
15·8	0·5	16·2	5·6	53·5	6·0	65·1	1·5	7·9	0·0	7·9	0·0	0·0	0·0	0·0	10·5	0·0	11·0	4·0	866 19 11
14·4	0·0	14·4	10·5	80·5	0·8	91·8	0·0	11·4	0·0	11·4	0·0	0·0	0·0	0·1	6·0	0·0	14·5	0·5	846 13 4
0·5	0·0	0·5	0·0	12·0	1·0	13·0	0·0	0·0	0·0	0·0	0·0	0·0	0·0	0·0	3·0	0·0	1·0	0·0	73 13 9
1·2	0·0	1·2	0·2	4·0	0·0	4·2	0·0	1·0	0·0	1·0	0·0	0·0	0·0	0·0	0·0	0·0	1·0	0·0	85 7 6
2·5	0·0	2·5	0·5	9·5	0·0	10·0	0·0	1·0	0·0	1·0	0·0	0·0	0·0	0·0	1·0	0·0	1·0	0·0	178 3 9
0·2	0·0	0·2	3·0	17·0	0·2	20·2	0·0	0·0	0·0	0·0	0·0	0·0	0·0	0·0	0·0	0·0	0·0	0·0	149 7 0
2·0	0·0	2·0	2·9	20·5	1·5	24·9	2·8	0·0	0·0	0·0	0·0	0·0	0·0	0·0	19·2	0·0	0·0	0·0	554 13 6
3·0	0·0	3·0	0·0	0·0	0·0	0·0	0·0	0·0	0·0	0·0	0·0	0·0	0·0	0·0	3·0	0·0	0·0	0·0	71 16 0
0·2	0·0	0·2	125·0	238·0	0·0	363·0	0·0	0·0	0·0	0·0	0·0	0·0	0·0	0·0	0·0	0·0	95·0	—	394 8 9

OCTOBER, 1904—TOTALS.

12·5	1·0	13·5	15·4	69·6	1·5	86·5	6·5	53·0	69·5	122·5	182·5	97·0	279·5	0·1	230·0	19·5	1·6	25·0	1922 18 3
0·6	0·0	0·6	2·0	2·0	0·0	4·0	0·0	4·0	0·8	4·8	0·6	0·0	0·6	0·0	18·0	0·0	0·8	4·0	215 15 6
0·2	0·0	0·2	1·0	1·5	0·0	2·5	0·0	2·8	0·5	3·2	0·2	0·0	0·2	0·0	4·0	0·0	0·0	2·0	86 6 0
9·2	0·5	9·8	3·8	22·8	2·8	29·2	4·8	0·0	0·0	0·0	1·5	0·0	1·5	0·5	17·0	10·0	0·0	6·0	304 6 7
67·5	0·5	68·0	21·1	144·0	0·2	165·4	2·5	70·1	39·2	109·4	124·5	16·5	141·0	0·4	232·8	12·0	22·5	57·0	3236 17 8
1·2	0·0	1·2	0·8	3·0	0·0	3·8	0·0	18·8	8·2	27·0	6·5	2·8	9·2	0·0	25·0	0·0	2·5	6·0	341 1 7
29·1	4·5	33·6	1·9	18·9	0·6	21·4	2·2	1·2	0·8	2·0	5·9	1·0	6·9	0·1	43·0	37·0	1·1	9·0	675 18 10
9·2	0·0	9·2	0·8	5·5	0·5	6·8	0·2	176·0	110·8	286·8	38·8	11·0	49·8	0·0	154·0	0·2	4·4	42·0	1231 19 8
3·5	0·0	3·5	0·9	1·4	0·0	2·2	0·0	65·8	31·2	97·0	7·8	1·0	8·8	0·0	38·0	0·0	4·8	12·0	330 5 10
17·6	0·2	17·9	6·5	66·5	0·0	73·0	0·0	9·9	0·2	10·1	0·0	0·0	0·0	0·0	24·5	0·0	3·0	4·2	887 0 10
207·9	45·2	253·1	4·0	176·8	36·9	213·6	47·9	102·2	47·1	149·4	33·0	2·8	35·8	1·8	253·4	47·0	16·1	114·8	4059 1 6
97·8	1·6	99·4	1·0	10·4	0·0	11·4	0·0	122·0	64·5	186·5	38·9	2·8	41·6	0·0	155·5	5·0	9·1	48·5	1541 5 6
34·0	0·2	34·2	30·9	229·9	1·4	262·1	0·0	24·8	1 2	26·0	0·1	0·0	0·1	0·0	59·5	0·0	11·8	0·5	2689 19 0
2·5	0·0	2·5	8·1	51·5	4·2	63·9	0·0	1·2	0·0	1·2	0·0	0·0	0·0	0·0	10·5	0·0	1·8	0·0	598 8 1
5·2	1·8	7·0	12·0	64·5	11·2	87·8	4·0	2·4	0·0	2·4	0·0	0·0	0·0	0·0	34·0	1·0	4·1	0·0	1302 14 10
34·2	4·8	39·0	4·5	28·2	0·1	32·9	2·8	0·1	0·0	0·1	3·4	0·0	3·4	0·6	22·5	7·5	5·6	6·5	341 10
199·2	21·5	220·8	3·9	133·8	4·4	142·0	14·6	4·8	0·2	5·0	7·4	0·1	7·5	0·6	129·5	100·1	19·9	83·0	2755 19 1
6·2	0·1	6·4	1·2	11·8	0·0	13·0	0·0	2·1	0·0	2·1	0·0	0·0	0·0	0·0	4·0	0·0	1·6	0·0	260 3 4
42·5	0·5	43·0	9·4	131·2	2·5	143·1	0·0	57·0	0·0	57·0	0·2	0·0	0·2	0·0	57·1	0·0	16·4	11·5	3159 7 10
35·6	0·4	36·0	31·1	284·9	10·1	326·1	0·0	42·2	0·2	42·5	0·4	0·0	0·4	0·0	46·5	0·0	20·1	2·5	3989 5 9
1·8	0·0	1·8	1·6	25·5	8·5	35·6	4·2	0·0	0·0	0·0	0·0	0·0	0·0	0·0	18·2	0·0	3·0	0·0	346 15 4
2·0	0·0	2·0	0·0	3·0	0·0	3·0	0·0	0·8	0·0	0·8	0·0	0·0	0·0	0·0	4·0	0·0	0·2	0·0	82 6 5
6·4	0·0	6·4	3·0	22·5	0·0	25·5	0·0	5·5	0·0	5·5	0·5	0·0	0·5	0·0	9·0	0·0	3·8	0·0	305 18 3
0·0	0·0	0·0	0·5	2·5	0·0	3·0	0·0	6·0	13·5	19·5	16·0	4·0	20·0	4·5	38·0	16·0	0·0	6·0	98 14 6
0·0	0·0	0·0	0·1	5·1	0·0	5·2	0·0	0·0	0·0	0·0	0·2	0·0	0·2	0·0	8·5	1·0	0·0	0·0	49 16 3
3·2	0·2	3·5	0·0	1·5	0·0	1·5	0·0	0·0	0·0	0·0	0·0	0·0	0·0	0·0	1·0	0·0	0·2	0·0	200 19 0
0·0	0·0	0·0	49·5	315·0	0·0	364·5	0·0	0·0	0·0	0·0	0·0	0·0	0·0	0·0	0·0	0·0	3·0	0·0	152 7 0

Aberdeen Trawlers.

Area.	Trips.	Hours.	Cod.	Codling.	Total.	Ling.	Tusk.	Saithe.	Hake.	Haddocks.					Whiting.	Turbot.	Halibut.	Brill.
										E. Large.	Large.	Medium.	Small.	Total.				
IX ..	1	92	11·0	4·5	15·5	2·0	0·0	0·4	0·0	0·8	39·0	20·0	15 5	75·2	9·0	0·5	2·5	0·0
X	13	683	107·2	59·0	166·2	60·5	4·8	79·2	251·6	3·1	434·8	225·8	312·8	976·4	462·2	5·0	16·0	0·1
XI ..	2	220	47·0	34·5	81·5	38·3	2·0	60·0	165·7	2·0	88·0	45·5	100·0	235·5	110·0	0·1	2·5	0·0
XII ..	2	144	28·5	20·0	48·5	28·8	1·2	54·8	26·1	0·5	99·2	58·2	86·8	244·8	19·5	0·2	3·4	0·0
XIII ..	1	32	1·5	9·0	10·5	0·2	0·0	0·0	0·1	0·0	22·5	3·5	11·5	37·5	2·0	0·0	0·1	0·0
XIV ..	80	5859	1436·8	1020·0	2456·8	896·8	71·4	1821·1	2321·9	112·0	3321·0	1479·2	3065·0	7977·2	2704·6	3·2	157·8	0·1
XV ..	12	851	248·0	221·8	469·8	100·7	3·8	284·9	368·8	2·5	468·5	303·0	610·8	1384·8	539·5	0·2	27·0	0·0
XVII ..	9	441	114·5	67·2	181·8	11·0	0·0	0·4	1·9	0·8	167·2	164·0	593·5	925·5	59·0	2·6	2·5	4·0
XVIII ..	39	2792	1051·2	417·2	1468·5	430·2	20·2	539·4	925·4	0·5	529·0	411·0	1417·2	2357·8	968·2	0·4	39·0	0·0
XIX ..	20	1337	450·0	262·5	712·5	144·2	20·0	233·6	279·8	2·0	4·6·8	325·0	766·5	1500·2	489·8	1·1	22·9	0·0
XX ..	7	419	157·5	65·5	223·0	21 0	0·2	78·8	0·9	0·0	371·8	301·0	425·2	1098·0	66·5	0·2	3·1	0·0
XXIII ..	189	6318	1237·6	1433·6	2671·1	244·0	0·0	218·0	247·3	1·2	1197·0	842·9	3081·2	5122·4	722·9	96·5	23·5	16·6
XXIV ..	3	190	59·8	23·2	83·0	9·8	0·5	6·7	43·1	1·0	24·5	26·2	73·5	125·2	25·8	0·5	2·1	0·0
XXV ..	16	1493	223·5	139·0	362·5	35·3	0·4	54·2	14·1	0·5	740·8	750·5	807·5	2299·2	213·0	2·1	8 4	0·0
XXVI ..	15	1314	176·4	110·0	286·4	37·8	0·0	25·7	2·5	10·5	849·0	673·8	602·8	2136·0	190·8	6·4	10·0	0·1
XXVII ..	7	502	102·0	75·2	177·2	36·0	0·0	5·3	3·5	22·0	623·0	207·5	109·2	961·8	29·8	25·9	2·4	4·6
XXVIII ..	5	146	17·5	66·8	84·2	2·3	0·0	1·0	0·0	1·0	20·8	7·8	26·0	55·5	4·0	2·8	0·4	3·1
XXIX ..	45	1324	130·5	246·2	376·8	26·2	0·0	3·1	0·4	1·0	373·0	238·5	862·0	1474·5	103·5	23·6	4·8	2·2
XXX ..	15	1301	326·0	257·0	583·0	87·0	0·0	93·0	0·1	0·0	572·0	635·0	709·0	1916·0	153·0	0·4	11·0	0·0
XXXI ..	23	2175	513·0	276·0	789·0	55·1	0·0	69·1	1·4	10·0	1226·8	1014·0	939·0	3219·8	230·8	3·1	13·0	0·1
XXXII ..	18	1549	284·0	175·2	459·2	28·2	0·0	51·8	2·3	17·0	977·5	820·5	759·8	2574·8	150·5	3·5	7·9	0·0
XXXIII ..	1	82	13·5	24·2	37·8	4·0	0·0	0·0	0·7	3·0	73·0	42·2	27·8	146·0	0·0	0·1	1·2	0·0
XXXVI ..	2	168	16·8	27·0	43·8	9·0	0·0	0·9	0·1	2·0	106·5	73·5	62·0	244·0	14·2	1·2	0·4	0·2
C	1	6	0·0	1·5	1·5	0·0	0·0	0·1	0·0	1·0	27·2	16·0	15·5	59·8	7·8	0·8	0·0	0·0
D	2	151	23·0	18·0	41·0	0·2	0·0	0·4	0·1	0·0	13·2	60·5	45·0	118·8	3·0	1·1	1·4	0·1
Faroe ..	3	157	156·5	255·8	412·2	3·2	0·0	55·0	3·3	86·0	268·0	30·0	0·0	384·0	0·0	0·0	30·8	0·0

Aberdeen Trawlers.

X	13	769	90·2	59·2	149·5	28·3	1·9	45·0	58·8	6·6	754·2	371·8	456·0	1588·6	540·8	3·8	17·2	0·0
XI ..	9	653	123·8	92·5	216·2	106·8	6·9	70·0	113·6	1·0	351·0	234·2	430·8	1017·0	214·5	0·2	13·5	0·0
XII ..	3	267	43·2	30·5	73·8	26·5	2·0	23·6	43·5	0·5	182·8	109·5	152·0	444·8	102·0	0·0	6·0	0·0
XIII ..	13	699	784·0	84·5	868·5	284·0	4·6	323·0	129·5	24·2	275·8	143·2	382·5	825·8	339·0	1·9	6·9	0·6
XIV ..	46	3615	710·0	571·0	1281·0	419·2	29·5	657·3	585·1	42·0	1744·2	918·0	2060·8	4765·0	2235·5	2·2	58·4	0·4
XV ..	30	2313	439·2	491·0	970·2	163·7	12·2	304·3	219·9	5·2	1173·0	919·8	1783·0	3881·0	1230·2	0·2	46·2	0·0
XVI ..	4	305	65·2	77·8	143·0	16·7	1·0	29·5	12·3	0·0	152·8	145·5	227·8	526·0	99·2	0·0	5·4	0·0
XVII ..	5	211	74·0	39·5	113·5	5·0	0·0	0·5	0·4	0·5	82·5	50·0	196·8	329·8	22·8	3·6	1·6	0·8
XVIII ..	23	1644	431·8	333·0	764·8	201·7	13·2	221·1	222·8	7·1	491·0	321·0	1063·2	1882·4	718·2	1·4	35·1	0·6
XIX ..	80	6789	1444·2	826·8	2271·0	318·3	16·0	401·3	262·7	6·6	3012·0	2740·0	4985·8	10744·4	1834·0	1·5	59·6	0·0
XX ..	11	833	156·5	89·5	246·0	33·3	0·8	40·9	4·9	1·5	413·2	508·2	883·8	1806·8	207·0	0·5	6·8	0·0
XXIII ..	191	5629	842·0	1117·4	1959·4	194·1	1·6	45·5	19·2	0·2	1042·2	565·5	2900·8	4508·8	913·1	88·2	12·1	8·5
XXIV ..	10	590	122·2	83·0	205·2	36·8	0·5	21·8	7·0	1·2	214·5	258·2	445·5	919·5	95·2	0·2	6·2	0·1
XXV ..	7	598	92·8	70·2	163·0	25·2	0·0	17·2	2·7	0·0	255·0	274·2	426·8	956·0	79·2	0·9	5·0	0·0
XXVI ..	3	231	27·0	10·0	37·0	4·8	0·0	1·0	0·0	0·8	104·8	104·2	102·2	312·0	17·2	0·5	2·8	0·1
XXVII ..	5	372	167·0	126·0	293·0	17·7	0·0	2·9	2·9	7·5	329·0	84·0	73·2	483·8	17·5	15·0	1·1	8·5
XXVIII ..	2	44	11·0	12·2	23·2	1·3	0·0	0·4	0·0	0·0	5·2	2·5	15·0	22·8	2·8	0·2	1·6	0·5
XXIX ..	31	1037	135·5	183·2	318·8	74·5	0·0	5·6	0·0	1·5	177·8	73·0	416·0	668·2	142·5	8·6	2·1	2·6
XXX ..	24	1738	327·8	228·0	555·8	114·7	2·0	92·1	5·5	0·0	661·5	820·5	1335·2	2817·2	277·5	0·6	8·5	0·0
XXXI ..	4	360	56·0	46·8	102·8	10·2	0·0	7·7	7·0	0·8	170·0	150·0	178·2	499·0	63·0	0·4	2·2	0·0
XXXII ..	1	110	7·8	5·0	12·8	0·8	0·0	1·7	0·0	1·0	36·0	60·0	45·0	142·0	12·0	0·1	1·0	0·0
XXXVII	2	200	5·8	4·2	10·0	0·5	0·1	3·0	0·0	0·0	124·0	21·8	34·0	179·8	14·5	1·1	0·6	0·0
XXXVIII	1	90	7·2	20·5	27·8	2·0	0·0	0·3	0·5	0·2	124·8	24·0	17·0	166·0	7·2	4·8	0·0	0·8
XLI ..	1	100	9·0	19·5	28·5	1·5	0·0	0·1	0·3	0·0	67·0	54·2	17·0	138·2	17·5	3·2	0·0	0·0
B	1	40	53·0	1·8	54·8	20·7	0·2	40·0	1·9	2·5	31·0	10·2	35·0	78·8	76·2	0·0	0·4	0·0
C	5	225	3·9	15·5	19·4	0·0	0·0	10·6	0·0	22·5	361·0	181·0	242·2	806·8	159·8	1·9	3·4	0·0
D	2	64	1·8	12·0	13·8	0·0	0·0	0·1	0·0	0·0	272·2	0·0	0·0	272·2	0·0	0 0	2·1	0·0
G	1	12	0·1	1·0	1·1	0·0	0·0	0·0	0·1	1·5	53·0	13·8	9·0	77·2	14·2	0·2	0·0	0·0

November, 1904—Totals.

Lemons.			Plaice.				Dabs.	Whitches.			Megrims.			Eel.	Skate.	Gurnard.	Catfish.	Monk.	Gross Earnings.
Large.	Small.	Total.	Large.	Medium.	Small.	Total.		Large.	Small.	Total.	Large.	Small	Total.						£ s. d.
0·5	0·4	0·9	2·5	11·2	0·0	13·8	0·5	0·8	0·0	0·8	1·0	0·0	1·0	0·0	33·0	3·0	0·1	0·0	105 6 0
6·2	0·1	6·3	19·4	83·4	0·8	103·5	1·2	23·8	15·8	39·5	26·4	8·8	35·1	0·5	134·0	0·0	3·1	22·0	1218 2 10
1·2	0·0	1·2	0·0	0·0	0·0	0·0	0·0	11·5	6·0	17·5	4·5	1·0	5·5	0·0	18·0	0·0	1·5	0·0	415 18 7
0·8	0·0	0·8	1·8	4·0	0·0	5·8	0·0	5·5	1·5	7·0	0·8	0·0	0·8	0·0	17·0	0·0	1·0	3·0	324 1 6
1·0	0·1	1·1	0·0	0·2	0·0	0·2	0·0	0·0	0·0	0·0	0·0	0·0	0·0	0·0	0·5	0·0	0·0	0·0	37 8 10
54·4	0·6	55·0	33·8	164·5	0·6	198·9	0·5	379·1	212·8	591·9	160·5	17·4	177·9	0·4	507·5	17·2	37·0	245·7	10076 8 1
2·9	0·0	2·9	2·2	4·1	0·0	6·4	0·0	85·1	31·8	116·9	11·2	0·2	11·5	0·0	72·0	3·4	0·0	20·0	1356 19 0
16·2	1·9	18·1	3·9	30·0	0·2	34·1	9·8	0·8	1·0	1·8	4·9	0·2	5·1	3·1	66·0	12·0	0·2	12·0	740 17 7
14·0	0·1	14·1	15·2	10·9	0·0	26·1	0·0	419·5	271·0	690·5	82·8	18·8	101·5	0·0	243·5	0·0	6·0	109·0	3603 1 2
7·9	0·0	7·9	10·0	5·2	0·0	15·2	0·0	164·6	45·8	210·4	29·5	11·0	40·5	0·0	125·0	5·0	4·5	70·0	1718 11 3
4·0	0·0	4·0	1·8	24·5	0·0	26·2	0·0	11·8	0·2	12·0	0·0	0·0	0·0	0·0	28·2	0·0	2·9	3·0	883 10 1
337·6	79·9	417·5	15·5	300·9	46·8	363·1	46·8	125·9	65·5	191·4	37·4	2·8	40·1	5·5	301·1	38·1	21·6	216·2	6524 9 4
2·2	0·0	2·2	0·2	1·8	0·0	2·0	0·0	27·2	11·5	38·8	3·0	1·0	4·0	0·0	10·0	1·0	1·1	8·0	216 10 0
9·6	0·4	10·0	6·5	69·0	0·5	76·0	0·0	23·2	3·2	26·5	1·4	0·0	1·4	0·0	47·8	0·0	6·2	2·5	1595 10 9
7·4	0·0	7·4	39·4	175·8	1·2	216·4	0·0	8·1	0·0	8·1	0·0	0·0	0·0	0·0	52·2	5·0	11·4	11·5	1693 11 0
1·8	0·1	1·9	4·8	30·8	9·5	45·0	2·0	1·1	0·0	1·1	0·0	0·0	0·0	0·0	22·5	0·0	3·2	0·0	941 10 6
11·8	2·8	14·5	1·2	12·8	4·8	18·8	2·8	0·0	0·0	0·0	0·0	0·0	0·0	0·2	3·1	0·5	1·5	2·0	153 4 1
76·5	10·9	87·4	2·1	53·0	8·2	63·4	13·9	0·6	0·0	0·6	2·8	0·0	2·8	0·4	44·5	62·1	6·0	66·2	1127 3 9
12·6	0·9	13·5	0·0	7·4	0·0	7·4	0·0	50·5	0·2	50·8	0·5	0·0	0·5	0·0	20·5	4·0	12·2	13·0	1269 10 7
32·9	0·1	33·0	6·1	80·6	0·8	87·5	1·5	34·1	0·0	34·1	0·5	0·0	0·5	0·0	31·2	0·0	16·2	6·0	2254 0 4
15·4	0·0	15·4	17·2	98·0	0·9	116·1	0·0	26·5	0·0	26·5	3·5	0·0	3·5	0·1	16·4	0·2	5·8	4·0	1738 17 0
1·0	0·0	1·0	1·0	7·0	1·2	9·2	0·0	0·0	0·0	0·0	0·0	0·0	0·0	0·0	0·0	0·0	0·0	0·0	89 17 9
4·0	0·0	4·0	0·1	5·5	0·8	6·4	4·5	1·0	0·0	1·0	0·0	0·0	0·0	0·0	4·0	0·0	0·5	0·0	155 12 9
0·0	0·0	0·0	0·2	3·5	0·0	3·8	0·0	0·0	0·0	0·0	0·0	0·0	0·0	0·0	14·0	0·0	0·0	0·0	38 8 10
0·5	0·1	0·6	3·1	21·8	3·5	28·4	5·5	0·0	0·0	0·0	0·0	0·0	0·0	0·6	11·5	0·0	0·0	0·2	122 3 7
4·0	1·2	5·2	0·8	0·2	0·0	1·0	2·0	0·0	0·0	0·0	0·4	0·0	0·4	0·0	5·0	0·0	0·0	0·0	417 3 7

December, 1904—Totals.

2·8	0·0	2·8	16·8	95·5	4·8	117·0	0·0	23·5	9·2	32·8	23·4	10·2	33·6	0·0	107·5	37·0	0·2	11·5	1356 1 11
1·8	0·0	1·8	5·6	7·8	0·0	13·4	0·0	30·1	8·8	38·9	24·9	11·5	36·4	0·0	70·0	0·0	0·9	9·0	917 7 4
0·4	0 0	0·4	2·0	3·2	0·0	5·2	0·0	7·2	1·5	8·8	1·8	0·0	1·8	0·0	31·0	0·5	0·4	3·0	301 4 10
1·1	0·0	1 1	3·0	5·0	0·0	8·0	1·0	40·2	44·0	84·2	163·0	56·2	219·2	0·4	264·0	0·0	1·0	108·5	1370 2 10
8·6	0·6	9·2	6·1	21·1	1·2	28·5	0·0	252·0	134·0	386·0	62·1	11·5	73·6	0·2	241·8	0·1	20·8	114·8	4677 18 8
5·4	0·0	5·4	4·5	5·0	0·0	9·5	0·0	225·6	86·0	311·6	13·6	0·0	13·6	0·0	177·8	2·1	6·4	38·5	2788 14 6
1·0	0·0	1·0	0·0	1·5	0·0	1·5	0·0	27·6	10·8	38·3	0·5	0·0	0·5	0·0	18·0	0·0	1·0	8·0	353 19 1
9·0	2·1	11·1	5·5	11·0	1·8	18·2	2·0	0·8	0·0	0·8	3·9	0·1	4·0	1·2	31·5	9·0	0·1	12·0	296 6 6
9·6	1·0	10·6	0·1	2·2	0·0	2·4	0·0	199·2	99·0	298·2	45·6	9·5	55·1	1·1	91·8	2·0	3·4	68·0	2007 14 5
16·0	0·0	16·0	1·6	5·4	0·0	7·0	1·0	667·1	324·8	991·9	13·1	0·0	13·1	0·0	263·0	7·0	9·5	144·0	7225 0 2
3·9	0·0	3·9	4·8	21·8	0·0	26·5	0·0	33·8	6·5	40·2	0·1	0·0	0·1	0·0	29·2	6·0	2·6	5·6	1040 5 6
360·0	54·8	414·8	6·5	274·5	57·8	338·8	37·8	26·4	15·0	41·4	35·5	2·5	38·0	5·2	209·1	17·6	28·6	261·9	5633 7 3
8·5	0·1	8·6	0·0	1·9	0·0	1·9	0·0	36·0	13·2	49·2	1·1	0·0	1·1	0·0	28·2	0·0	4·0	6·0	564 13 11
8·0	0·0	8·0	1·1	13·8	0·0	14·9	0·0	21·8	6·5	28·2	0·0	0·0	0·0	0·0	25·0	2·0	8·0	4·2	642 14 10
1·8	0·0	1·8	5·2	25·0	0·5	30·8	0·0	3·5	0·0	3·5	0·0	0·0	0·0	0·0	13·0	1·0	0·2	4·2	308 2 3
1·2	0·0	1·2	5·8	11·0	13·0	29·8	4·5	0·0	0·0	0·0	0·8	0·0	0·8	0·0	30·0	0·0	1·6	1·0	775 5 4
2·5	0·1	2·6	0·0	4·0	1·5	5·5	0·5	0·0	0·0	0·0	0·0	0·0	0·0	0·0	6·8	0·0	0·1	1·0	57 1 4
55·5	7·0	62·5	0·6	33·9	1·9	36·4	5·4	0·4	0·0	0·4	15·9	0·4	16·5	1·0	29·8	16·5	10·2	50·5	791 3 9
15·8	0·4	16·1	0·1	4·8	0·0	4·9	0·0	80·6	4·1	84·8	1·3	0·0	1·3	0·2	29·2	0·1	15·2	20·0	2051 9 4
2·5	0·1	2·6	0·5	1·1	0·8	2·4	0·0	14·2	5·0	19·2	0·0	0·0	0·0	0·0	13·2	0·0	0·8	2·0	312 2 2
0·2	0·0	0·2	3·0	4·8	0·0	7·8	0·0	1·5	0·0	1·5	0·0	0·0	0·0	0·0	1·0	0·0	0·5	0·0	78 17 0
0·2	0·0	0·2	0·8	4·1	3·0	7·9	1·2	0·1	0·0	0·1	0·0	0·0	0·0	0·0	2·0	0·0	0·0	0·0	167 19 10
0·1	0·0	0·1	0·0	3·0	7·0	10·0	0·0	0·0	0·0	0·0	0·0	0·0	0·0	0·0	3·0	0·0	0·5	0·0	171 9 7
0·1	0·0	0·1	0·2	3·1	2·5	5·9	1·0	0·0	0·0	0·0	0·0	0·0	0·0	0·0	0·2	0·0	0·0	0·0	—
0·0	0·0	0·0	0·0	0·0	0·0	0·0	0·0	3·0	2·0	5·0	20·0	9·0	29·0	0·0	39·0	0·0	0·0	14·0	87 5 3
0·1	0·0	0·1	1·1	6·5	0·0	7·6	0·0	0·0	0·0	0·0	0·2	0·0	0·2	0·2	30·5	6·0	0·0	0·0	537 0 2
1·5	0·0	1·5	1·5	14·2	2·2	18·0	0·0	0·0	0·0	0·0	0·0	0·0	0·0	0·0	3·5	0·0	0·0	0·0	367 13 9
0·0	0·0	0·0	0·0	0·0	0·0	0·0	0·0	0·0	0·0	0 0	0·0	0·0	0·0	0·0	2·0	0·0	0·0	0·0	47 4 3

Aberdeen Trawlers.

Area.	Trips.	Hours.	Cod.	Codling.	Total.	Ling.	Tusk.	Saithe.	Hake.	Haddocks.					Whiting.	Turbot.	Halibut.	Brill.
										E. Large.	Large.	Medium.	Small.	Total.				
X	10	429	173·2	62·0	235·2	43·8	2·8	33·0	22·3	3·8	253·2	135·8	217·0	609·8	292·5	0·9	15·2	0·1
XI ..	4	259	49·8	66·2	116·0	17·5	0·8	25·3	6·3	1·5	112·8	95·5	150·2	360·0	109·5	0·0	3·1	0·0
XII ..	1	60	10·5	7·8	18·2	4·7	0·5	3·1	0·4	0·0	20·0	20·8	29·8	70·5	12·8	0·0	0·4	0·0
XIII ..	3	87	177·0	21·2	198·2	44·0	1·0	61·8	7·3	2·2	47·8	28·0	47·2	125·2	44·2	0·2	1·1	0·0
XIV ..	20	1136	217·2	202·2	419·5	136·3	9·4	107·8	13·2	10·2	572·8	315·5	694·5	1593·0	728·5	0·5	20·5	0·0
XV ..	38	2171	463·6	550·0	1013·6	176·5	14·6	189·0	31·1	13·2	1101·8	828·5	1597·5	3541·0	1060·0	0·0	41·8	0·0
XVI ..	6	297	65·0	48·5	113·5	33·7	2·0	23·6	2·2	1·0	213·2	162·5	256·5	633·2	146·2	1·1	5·9	0·0
XVII ..	8	245	156·8	56·0	212·8	12·8	0·0	7·0	0·5	2·5	65·8	40·5	219·0	327·8	15·8	1·8	1·5	0·4
XVIII ..	15	800	246·4	101·5	347·9	76·2	5·3	31·2	3·9	2·5	150·2	130·0	600·8	883·5	322·2	0·5	6·9	0·0
XIX ..	75	4318	870·2	804·0	1674·2	244·3	17·1	205·5	27·8	7·6	1931·2	1859·5	3507·5	7305·9	1365·2	1·9	58·9	0·0
XX ..	19	1128	244·5	79·2	323·8	53·2	3·0	63·0	5·2	9·2	615·0	677·8	1084·0	2386·0	225·0	2·2	16·5	0·0
XXIII ..	206	5022	720·1	819·8	1539·9	169·8	0·2	44·6	1·3	0·0	479·5	279·5	1943·8	2702·8	1503·4	25·6	14·0	6·9
XXIV ..	3	164	65·0	38·0	103·0	5·2	0·0	10·0	0·7	2·2	71·0	81·5	151·8	306·5	30·0	0·4	1·9	0·0
XXV ..	2	85	19·0	3·2	22·2	3·3	0·0	4·0	0·0	0·0	78·5	79·2	208·2	366·0	24·2	0·0	1·2	0·0
XXVII ..	2	148	36·5	15·2	51·8	15·2	0·0	0·6	0·6	0·0	141·8	66·8	31·5	240·0	15·8	5·2	2·5	6·2
XXIX ..	13	232	36·2	50·5	86·8	10·2	0·9	0·5	0·0	0·0	29·2	16·0	88·5	133·8	39·5	2·0	1·0	0·4
XXX ..	3	257	63·2	42·5	105·8	11·5	0·0	16·0	0·0	1·5	110·0	114·8	141·0	367·2	23·5	0·0	1·5	0·0
XXXI ..	1	20	2·5	5·5	8·0	1·0	0·0	1·7	0·2	0·0	8·5	6·8	12·5	27·8	9·0	0·0	1·0	0·0
XXXIII ..	2	156	21·2	15·5	36·8	5·5	0·0	0·5	0·0	1·8	63·8	38·5	24·5	128·5	13·0	7·5	0·6	0·9
XXXVI ..	1	25	15·0	2·0	17·0	1·0	0·0	0·0	0·0	0·0	9·8	3·8	4·2	17·8	1·2	0·1	0·2	0·0
XXXVII	4	361	41·2	38·0	79·2	6·7	0·2	3·7	0·2	3·0	149·8	51·5	65·8	270·0	32·0	8·4	0·2	0·8
C	2	16	96·0	20·8	116·8	14·5	0·0	9·2	0·0	9·5	206·2	90·8	5·2	311·8	85·5	8·0	2·4	0·0
D	8	430	597·2	87·2	684·5	124·3	0·0	231·3	102·2	6·0	84·0	65·0	188·2	343·2	171·5	2·9	1·2	0·0
G	1	12	0·5	1·0	1·5	0·0	0·0	0·1	0·0	2·5	26·8	12·0	8·0	49·2	5·5	0·0	0·0	0·0
H	4	193	255·8	34·0	289·8	37·3	0·0	70·0	43·1	6·5	23·8	26·5	17·8	74·5	28·2	4·5	1·8	0·0
Western Grounds.	2	40	51·5	5·5	57·0	8·3	0·0	8·6	1·0	1·8	48·8	36·8	47·8	135·0	38·0	0·9	1·5	0·0
Faroe ..	1	80	39·5	94·0	133·5	2·5	0·2	1·8	0·0	6·0	47·0	4·0	0·0	57·0	0·0	0·0	5·0	0·0

Aberdeen Trawlers.

X	15	898	140·8	94·0	234·8	27·7	0·6	77·3	5·9	13·2	584·8	227·8	412·0	1237·8	419·5	9·8	18·1	0·0
XI.. ..	6	372	75·5	82·5	158·0	56·5	3·0	48·2	3·6	5·0	188·0	109·2	235·0	537·2	258·0	0·0	4·5	0·0
XII ..	3	211	30·8	48·0	78·8	13·8	1·0	45·1	0·4	1·8	141·2	87·2	147·2	377·5	68·5	0·4	5·8	0·0
XIII ..	8	480	154·5	23·8	178·2	24·5	2·1	15·5	0·2	6·1	155·2	141·8	544·8	847·9	92·0	12·2	2·4	0·6
XIV ..	37	2304	463·2	415·2	878·5	310·1	18·8	278·5	6·4	38·8	1193·8	821·0	1792·0	3845·5	1892·2	2·4	37·8	0·0
XV ..	28	1975	356·0	485·0	841·0	195·5	15·9	237·8	10·7	29·6	1042·8	771·5	1386·0	3229·9	935·2	0·9	47·5	0·2
XVI ..	6	389	92·2	62·5	154·8	46·7	5·2	37·9	0·1	6·0	215·8	134·2	253·8	609·8	118·0	0·2	6·8	0·0
XVII ..	20	949	372·2	66·5	438·8	25·2	0·0	32·0	0·1	8·2	285·0	214·0	866·2	1373·5	99·5	13·6	5·6	1·2
XVIII ..	13	728	232·0	71·0	303·0	61·2	2·5	41·0	4·9	7·5	237·2	191·5	704·0	1140·2	330·0	10·8	3·0	0·1
XIX ..	68	4539	1030·5	519·0	1549·5	226·1	16·1	337·1	7·8	179·2	2346·8	2076·0	3157·2	7759·2	970·2	2·9	48·9	0·5
XX ..	43	3637	649·2	204·2	853·5	80·0	4·4	203·4	1·1	134·2	1763·8	1523·5	2445·5	5867·0	781·5	4·0	42·2	1·1
XXIII ..	97	2409	498·9	511·9	1010·8	77·2	0·0	4·3	0·0	2·0	353·8	161·5	858·8	1376·0	482·5	14·6	7·6	9·9
XXIV ..	2	127	62·5	38·0	100·5	13·2	0·1	18·9	0·0	6·0	80·5	63·2	84·0	233·8	14·2	0·2	3·2	0·0
XXV ..	9	650	210·2	63·2	273·5	39·0	0·2	21·6	0·0	36·5	519·8	35·2	505·8	1097·2	148·2	1·1	9·8	0·1
XXVIII ..	2	42	6·0	13·0	19·0	0·5	0·0	0·4	0·0	0·0	3·2	1·6	12·8	17·6	10·2	0·4	0·1	1·9
XXIX ..	32	1130	166·8	136·2	303·0	34·2	0·2	8·9	0·1	0·4	128·0	57·0	321·5	506·9	208·8	12·0	4·4	0·4
XXX ..	9	709	151·8	115·8	267·5	36·8	0·0	13·5	0·0	19·7	431·5	227·5	285·0	963·8	116·2	0·8	4·5	0·0
XXXI ..	6	467	364·5	34·5	399·0	11·0	0·0	4·9	0·0	18·0	348·2	112·8	125·5	604·5	75·2	1·2	3·5	0·0
XXXII ..	1	105	97·5	10·0	107·5	2·3	0·0	0·0	0·0	2·0	65·8	20·5	13·2	101·5	4·0	0·4	0·2	0·1
XXXVI ..	7	510	459·0	80·8	539·8	17·3	0·0	8·8	0·0	29·7	521·0	81·5	81·8	714·0	39·2	7·6	1·6	0·5
C	4	118	80·5	31·8	112·2	1·8	0·0	3·4	0·8	11·0	214·0	113·8	89·2	428·0	56·4	3·5	4·1	0·0
D	4	156	95·5	19·2	114·8	31·7	0·0	24·4	5·6	4·5	89·5	53·5	193·5	341·0	41·8	4·1	4·5	0·1
H	13	651	1169·8	81·5	1251·2	210·3	0·0	434·3	31·1	54·2	256·0	142·0	443·5	895·8	76·8	65·0	11·6	0·2
I	2	98	69·5	9·0	78·5	15·7	0·0	7·6	18·3	6·0	8·2	3·8	9·2	27·2	22·5	0·1	0·1	0·0
Western Areas.	11	294	238·0	42·5	290·5	58·3	0·0	57·6	8·0	22·7	350·5	236·2	434·0	1043·5	100·2	9·6	8·1	0·1
Iceland ..	2	68	648·8	33·5	682·2	72·0	10·0	43·5	0·0	66·2	0·0	0·0	0·0	66·2	0·0	0·0	8·0	0·0

JANUARY, 1905—TOTALS.

Lemons.			Plaice.				Dabs.	Whitches.			Megrims.			Eel.	Skate.	Gurnard.	Catfish.	Monk.	Gross Earnings.
Large.	Small.	Total.	Large.	Medium.	Small.	Total.		Large.	Small.	Total.	Large.	Small.	Total.						£ s. d.
3·4	0·1	3·5	18·0	75·0	18·9	111·9	3·0	17·5	27·8	45·2	17·8	5·8	23·5	2·0	70·0	18·2	1·4	28·5	1101 19 6
0·1	0·0	0·1	0·0	0·8	0·0	0·8	0·0	21·0	9·5	30·5	1·2	0·0	1·2	0·2	25·0	1·0	0·6	6·5	465 17 11
0·4	0·0	0·4	0·0	0·0	0·0	0·0	0·0	2·0	1·2	3·2	2·0	0·0	2·0	0·0	0·0	0·0	0·2	0·5	147 11 9
0·0	0·0	0·0	0·0	0·2	0·0	0·2	0·0	4·8	6·2	11·0	16·5	2·2	18·8	0·8	32·0	0·0	0·0	24·0	372 12 3
2·5	0·0	2·5	1·0	4·4	0·0	5·4	0·0	96·6	43·5	140·1	21·4	3·0	24·4	0·5	85·8	5·2	12·1	46·0	2260 8 8
8·0	0·0	8·0	0·1	0·5	0·0	0·6	0·0	217·0	83·2	300·2	15·4	2·0	17·4	0·2	110·2	0·0	10·9	59·0	4900 16 2
0·6	0·1	0·8	0·6	3·0	0·0	3·6	0·0	24·5	4·8	29·2	1·1	0·0	1·1	0·5	11·5	1·0	2·2	4·8	773 15 9
12·8	0·4	13·1	8·8	21·4	0·8	30·9	0·5	13·5	4·0	17·5	6·4	0·8	7·1	1·8	37·0	3·0	2·5	24·5	580 15 3
3·0	0·5	3·5	0·0	1·2	0·0	1·2	0·0	119·5	112·0	231·5	46·8	15·0	61·8	0·6	92·5	9·0	2·1	85·0	1377 3 2
6·5	0·0	6·5	5·8	19·4	0·0	25·1	0·0	396·1	144·6	540·8	12·4	0·0	12·4	0·0	168·8	5·6	12·4	102·8	9216 4 2
3·9	0·2	4·1	13·2	48·2	0·0	61·5	0·0	43·9	13·0	56·9	0·9	0·0	0·9	0·4	5·2	9·0	9·6	19·0	2678 9 5
248·8	33·7	282·4	3·2	223·8	44·8	271·8	14·5	57·1	28·2	85·4	42·9	2·1	45·0	8·5	246·1	35·0	66·9	259·0	5686 5 0
1·0	0·1	1·1	0·0	0·0	0·0	0·0	0·0	16·0	2·0	18·0	0·6	0·0	0·6	0·0	6·0	0·0	2·5	6·0	390 16 9
0·1	0·0	0·1	1·8	5·2	0·0	7·0	0·0	1·8	0·0	1·8	0·0	0·0	0·0	0·0	3·0	0·0	0·8	3·0	344 18 3
1·0	0·0	1·0	0·9	2·9	3·2	7·0	0·0	0·1	0·0	0·1	0·0	0·0	0·0	0·0	27·0	0·1	1·5	3·5	398 16 10
13·1	0·5	13·6	0·0	7·1	0·0	7·1	0·4	0·8	0·0	0·8	3·0	0·0	3·0	0·2	9·9	0·0	4·1	15·8	264 18 9
3·0	0·0	3·0	0·0	0·0	0·0	0·0	0·0	16·0	0·0	16·0	0·0	0·0	0·0	0·0	15·5	0·0	0·5	2·0	373 12 3
0·1	0·0	0·1	0·0	0·0	0·0	0·0	0·0	0·2	0·1	0·4	0·0	0·0	0·0	0·0	0·1	0·0	0·1	0·0	47 14 3
0·9	0·0	0·9	1·8	3·1	2·1	7·0	0·0	1·1	0·0	1·1	0·0	0·0	0·0	0·0	24·5	0·0	2·8	2·0	188 5 9
0·2	0·0	0·2	0·0	0·8	0·2	1·0	0·0	0·0	0·0	0·0	0·0	0·0	0·0	0·0	0·0	0·0	0·0	0·0	64 10 0
1·5	0·0	1·5	0·0	4·0	8·0	12·0	2·2	3·8	0·0	3·8	0·1	0·0	0·1	0·0	5·0	0·0	0·5	1·0	413 4 4
0·0	0·0	0·0	1·8	2·5	0·0	4·2	0·2	0·0	0·0	0·0	1·9	0·0	1·9	0·0	22·0	3·0	0·0	3·0	426 11 6
0·4	0·4	0·8	3·0	10·0	0·2	13·2	0·0	10·5	32·0	42·5	47·0	11·8	58·8	22·0	147·5	16·0	0·0	27·0	997 16 11
0·0	0·0	0·0	0·0	0·0	0·0	0·0	0·0	0·0	0·0	0·0	0·0	0·0	0·0	0·1	0·0	3·0	0·0	0·0	61 3 7
0·1	0·0	0·1	3·1	10·0	0·0	13·1	0·0	3·2	10·5	13·8	14·4	3·0	17·4	9·5	43·0	4·0	0·2	10·5	687 19 9
1·2	0·0	1·2	0·8	2·0	0·1	2·9	0·0	3·2	4·5	7·8	6·8	2·0	8·8	0·4	27·0	12·0	0·0	2·0	223 1 8
0·8	0·0	0·8	0·0	0·0	0·0	0·0	1·0	0·0	0·0	0·0	0·0	0·0	0·0	0·0	8·0	0·0	1·5	0·0	226 15 3

FEBRUARY, 1905—TOTALS.

6·2	0·5	6·8	68·5	189·9	17·0	275·4	1·0	13·6	19·8	33·4	5·5	10·0	15·5	0·0	113·8	10·5	4·6	16·2	1956 2 10
0·4	0·0	0·4	0·2	1·8	0·0	2·0	0·0	32·5	14·5	47·0	9·1	2·0	11·1	0·0	36·2	0·0	4·2	17·0	805 16 11
0·4	0·0	0·4	2·1	5·2	0·0	7·4	0·0	4·8	1·0	5·8	0·2	0·0	0·2	0·0	8·8	0·2	1·2	4·0	341 19 7
7·2	0 0	7·2	24·9	54·2	3·8	82·9	0·0	3·2	5·0	8·2	17·8	1·5	19·2	0·2	29·5	2·5	7·5	14·5	968 7 9
7·1	0·0	7·1	22·0	37·8	1·1	60·9	0·8	119·2	58·2	177·5	81·8	14·5	96·2	0·0	190·0	10·0	62·1	88·5	4390 10 11
7·4	0·0	7·4	2·9	20·0	0·5	23·4	0·0	153·0	63·4	216·4	21·6	0·2	21·9	0·0	95·0	7·0	29·5	68·0	3803 3 9
1·6	0·0	1·6	0·0	1·5	0·0	1·5	0·0	24·0	9·0	33·0	1·5	0·0	1·5	0·0	18·0	0·0	4·5	6·0	623 13 5
40·4	5·4	45·8	25·2	70·5	6·5	102·2	4·8	8·8	1·8	10·5	16·8	0·0	16·8	1·8	48·0	5·0	42·9	38·2	1518 1 4
8·8	1·0	9·8	1·5	5·6	0·0	7·1	0·0	55·8	59·2	115·0	66·2	15·8	82·0	0·0	95·0	22·1	12·0	61·5	1235 8 1
17·1	0·1	17·2	3·5	33·9	1·6	39·0	0·0	285·9	93·9	379·8	14·9	2·2	17 1	0·5	134·0	19·5	40·1	90·5	7407 19 9
10·4	0·0	10·4	22·1	131·6	0·4	154·1	0·0	75·8	15·1	90·9	4·1	0·5	4·6	0·2	65·5	19·2	44·2	29·5	5381 6 4
125·0	23·2	148·2	9·1	122·0	27·9	159·0	4·6	5·8	4·2	10·0	6·9	0·0	6·9	2·1	158·1	0·0	48·0	53·8	2776 6 11
4·8	0·1	4·9	0·0	1·0	0·0	1·0	0·0	7·5	0·0	7·5	0·0	0·0	0·0	0·0	6·0	0·0	12·0	3·0	229 2 0
7·9	0·0	7·9	1·9	17·2	3·5	22·6	0·0	14·5	0·5	15·0	2·5	0·0	2·5	0·2	10·0	0·0	15·8	9·9	1490 18 9
2·8	0·6	3·4	1·2	11·1	2·2	14·6	0·0	0·0	0·0	0·0	0·1	0·0	0·1	0·0	1·4	0·0	0·8	0·2	67 8 0
75·0	4·9	79·9	9·4	137·0	10·1	156·5	12·2	3·0	1·2	4·2	16·6	1·0	17·6	0·4	38·0	13·0	35·0	63·5	1241 6 9
7·4	0·0	7·4	0·0	1·8	0·0	1·8	1·0	32·0	1·0	33·0	0·1	0·0	0·1	0·0	14·5	1·0	26·2	8·2	896 17 0
7·9	0·0	7·9	0·5	9·6	0·6	10·8	0·0	13·8	0·0	13·8	0·0	0·0	0·0	0·0	8·0	0·0	8·0	2·0	785 5 2
0·8	0·0	0·8	0·0	1·5	0·8	2·2	0·0	0·2	0·0	0·2	0·0	0·0	0·0	0·0	0·0	0·0	9·0	0·0	130 2 6
6·1	0·0	6·1	0·4	12·0	1·6	14·0	1·0	5·1	0·0	5·1	0·0	0·0	0·0	0·0	3·0	0·5	9·0	4·0	921 14 4
0·9	0·0	0·9	21·0	48·0	2·5	71·5	0·0	0·2	0·0	0·2	1·0	0·0	1·0	0·0	14·0	0·0	0·0	1·0	506 16 7
2·1	0·0	2·1	11·8	23·5	2·1	37·4	0·8	2·5	11·0	13·5	25·5	2·5	28·0	2·0	53·0	34·0	0·4	7·5	442 16 0
6·6	0·6	7·2	51·2	91·0	2·8	145·0	1·1	14·2	18·5	32·8	47·5	4·1	51·6	22·4	183·0	27·2	1·1	27·5	2053 4 1
0·1	0·0	0·1	1·2	2·0	0·0	3·2	0·0	18·2	20·0	38·2	31·5	5·0	36·5	26·0	30·0	0·0	0·0	23·0	270 8 11
2·2	0·0	2·2	17·2	30·0	1·5	48·8	0·5	5·0	12·5	17·5	26·2	3·8	30·0	4·4	59·0	11·0	0·4	11·0	1173 13 3
0·1	0·0	0·1	12·2	64·2	16·0	92·5	0·0	0·1	0·0	0·1	0·0	0·0	0·0	0·0	7·0	0·0	1·0	0·0	301 19 3

Aberdeen Trawlers.

Area.	Trips.	Hours.	Cod.	Cod-ling.	Total.	Ling.	Tusk.	Saithe.	Hake.	Haddocks.					Whiting.	Turbot.	Halibut.	Brill.
										E. Large.	Large.	Medium.	Small.	Total.				
VI	4	314	47·0	14·0	61·0	127·5	2·0	86·4	3·7	11·5	254·2	116·0	171·8	553·5	105·0	0·0	5·8	0·0
VII ..	5	341	32·5	27·5	60·0	137·5	6·2	197·1	18·7	6·0	306·8	180·5	261·2	754·5	262·8	0·1	8·4	0·0
VIII ..	2	100	8·2	15·8	24·0	63·2	2·0	17·5	4·7	1·8	148·2	92·2	133·2	375·5	116·5	0·0	3·6	0·0
IX ..	1	68	62·5	6·0	68·5	0·3	0·0	5·0	0·0	1·8	31·0	6·5	14·0	53·2	5·0	0·1	0·1	0·0
X	13	809	191·5	110·2	301·8	77·8	3·1	133·6	3·1	21·2	540·1	198·8	399·5	1159·5	231·5	3·4	17·5	0·0
XI ..	16	1198	172·0	225·5	397·5	215·2	11·8	293·5	7·9	14·5	747·8	624·0	1012·0	2398·2	814·0	0·4	28·6	0·1
XII ..	7	607	82·8	78·8	161·5	89·7	3·1	130·1	2·3	5·5	350·0	228·8	418·5	1002·8	212·0	2·6	15·2	0·0
XIII ..	1	48	47·0	5·5	52·5	0·3	0·0	1·0	0·0	0·0	5·0	7·0	21·0	33·0	2·0	0·2	0·1	0·0
XIV ..	35	2517	647·0	361·8	1008·8	435·5	22·6	342·1	4·7	76·2	1403·8	1023·0	2425·2	4928·2	1947·2	1·0	25·2	0·0
XV ..	24	1863	266·5	459·2	725·8	197·5	16·6	374·3	2·4	45·5	1010·8	814·2	1541·0	3411·5	1045·2	1·2	36·9	0·2
XVI ..	9	777	128·8	85·8	214·5	93·8	3·8	94·0	0·0	32·8	491·2	382·5	631·2	1537·8	308·5	0·0	12·1	0·1
XVII ..	27	969	619·0	107·0	726·0	22·0	0·0	10·4	3·6	11·2	275·2	154·8	599·5	1040·8	135·8	6·5	5·6	4·0
XVIII ..	60	3086	1439·5	156·1	1595·6	343·6	8·2	203·2	16·7	65·5	1243·5	938·0	3372·2	5619·2	1771·2	4·6	15·0	0·6
XIX ..	27	2213	458·0	236·2	694·2	156·2	7·0	156·0	1·6	96·8	1181·2	1078·8	1636·2	4023·0	710·0	1·1	39·2	0·1
XX ..	49	4093	762·0	300·2	1062·2	358·3	4·9	353·2	2·0	228·5	2690·2	2151·5	3230·0	8300·2	865·5	3·8	75·4	1·8
XXIII ..	47	1244	376·0	150·0	526·0	46·6	0·1	14·7	0·0	1·2	117·5	69·2	309·2	497·2	161·0	19·1	8·9	6·8
XXIV ..	3	269	115·5	24·5	140·0	11·5	0·4	18·7	0·0	12·0	100·8	91·0	109·8	313·5	17·5	0·9	5·0	0·0
XXVI ..	1	44	12·0	4·5	16·5	7·0	0·2	0·0	0·0	6·0	52·5	56·5	45·5	160·5	5·0	0·0	0·8	0·0
XXIX ..	24	869	165·0	61·8	226·8	37·7	0·0	2·7	0·2	0·0	40·0	14·9	126·5	181·4	111·2	8·1	1·0	0·8
XXX ..	1	103	22·5	12·5	35·0	7·0	0·0	1·8	0·0	11·0	82·2	20·0	40·0	153·2	28·0	0·0	1·0	0·0
XXXI ..	3	211	69·2	28·0	97·2	17·3	0·0	17·0	0·0	18·2	147·8	146·8	169·0	481·8	64·0	0·2	4·2	0·0
XXXVI ..	1	85	25·8	2·5	28·2	1·8	0·0	0·0	0·0	2·2	71·2	7·2	7·0	87·8	7·2	0·1	0·1	0·0
C	5	196	128·8	41·0	169·8	7·2	0·0	23·3	0·1	6·8	75·2	22·8	53·0	157·8	10·2	3·9	7·2	0·2
D	2	48	42·0	13·0	55·0	2·8	0·0	5·0	0·0	7·8	48·5	18·2	50·2	124·8	2·5	1·5	2·2	0·0
H	11	462	772·5	118·2	890·8	184·8	0·4	161·3	15·9	44·5	463·8	168·0	468·2	1144·5	54·0	26·0	12·0	0·0
Minch ..	17	807	1290·8	110·5	1401·2	56·5	0·0	139·3	1·9	35·0	187·2	73·8	272·0	568·1	42·8	10·8	11·5	0·8
Western Grounds.	9	481	604·0	54·2	658·2	45·0	0·2	70·1	20·4	24·2	121·2	53·0	125·2	323·8	36·5	12·2	5·2	0·4
Faroe ..	28	912	8686·6	2112·8	10799·4	94·7	0·2	1017·6	0·0	599·8	1619·5	9·5	1·5	2230·2	0·0	0·2	118·4	0·0
Iceland ..	3	142	1946·8	242·2	2189·0	57·3	0·0	55·0	0·0	892·5	0·0	0·0	0·0	892·5	0·0	0·0	17·2	0·0

Aberdeen Trawlers.

VI	4	212	17·0	22·0	39·0	134·2	5·2	36·7	0·9	1·2	272·8	203·5	266·2	743·8	250·2	0·2	9·2	0·0
VII ..	56	3449	356·9	270·2	627·1	1761·9	66·0	669·6	102·3	36·2	2686·5	2224·0	3384·2	8331·0	3457·8	3·6	100·8	0·0
VIII ..	9	423	42·2	31·0	73·2	273·7	10·5	101·2	21·1	6·5	438·0	312·2	529·0	1285·8	263·2	0·2	17·9	0·0
X	11	864	182·5	105·8	288·2	132·8	5·2	92·4	10·6	17·0	392·2	221·8	453·8	1084·8	353·8	2·4	20·8	0·0
XI	57	3745	525·6	531·0	1059·6	1187·8	56·8	642·7	76·2	16·2	2242·8	1934·5	3712·5	7906·0	3306·8	1·8	92·0	0·2
XII ..	9	628	79·2	74·2	153·5	334·2	7·5	188·6	15·9	2·0	431·5	375·8	589·5	1398·8	516·2	0·5	21·6	0·0
XIII ..	1	90	37·5	15·5	53·0	2·3	0·0	11·0	0·0	1·2	27·2	15·0	56·8	100·2	17·0	1·0	0·2	0·2
XIV ..	1	105	16·2	12·0	28·2	21·0	1·0	5·5	0·3	0·0	17·0	17·0	71·0	105·0	99·0	0·4	0·8	0·0
XV ..	8	661	106·8	109·8	216·5	96·6	5·2	102·2	2·8	13·2	357·5	306·0	581·0	1257·8	412·8	0·1	20·0	0·1
XVI ..	5	428	61·2	26·0	87·2	49·7	1·2	42·2	0·2	4·8	254·0	189·5	365·2	813·5	181·0	0·5	5·6	0·1
XVII ..	45	1961	1803·8	161·8	1965·5	76·0	1·1	80·4	0·3	32·5	419·0	233·0	973·5	1658·0	403·2	5·4	11·2	1·8
XVIII ..	20	1173	353·2	75·0	428·2	142·5	2·9	60·6	6·1	6·5	275·5	198·2	774·5	1254·8	457·5	4·5	5·1	0·2
XIX ..	1	92	8·0	5·2	13·2	15·6	0·0	8·3	0·0	1·5	46·0	53·0	70·0	170·5	28·2	0·1	1·5	0·1
XX ..	7	540	96·5	26·2	122·8	68·3	0·8	31·1	0·1	8·5	277·5	227·5	440·8	954·2	131·5	0·4	9·9	0·5
XXIII ..	66	2120	789·0	167·0	956·0	67·5	0·0	33·0	0·0	0·0	161·0	98·2	680·8	940·0	264·2	21·1	9·8	3·6
XXIV ..	1	45	18·5	11·5	30·0	5 0	0·5	3·0	0·1	0·0	3·5	3·5	14·0	21·0	8·0	0·2	0·1	0·0
XXIX ..	13	383	110·2	46·4	156·6	2·0	0·0	7·6	0·0	0·0	15·8	9·4	58·5	83·6	27·8	10·8	2·1	0·2
C	6	280	169·2	53·0	222·2	4·2	0·0	40·4	0·0	22·8	159·0	27·0	36·5	245·2	14·2	3·5	7·1	0·0
D	8	365	451·2	89·8	541·0	37·7	0·0	97·5	0·3	41·5	355·2	115·8	199·8	712·25	25·0	7·5	16·0	0·1
H	9	435	425·2	101·8	527·0	152·3	0·5	122·1	7·7	37·2	543·5	183·2	402·2	1166·2	62·2	9·8	21·6	0·0
Minch ..	12	643	1071·2	64·2	1135·5	53·7	1·5	238·1	5·2	37·8	284·2	105·8	316·5	744·2	43·0	4·0	7·6	0·2
Western Grounds.	12	628	455·2	105·5	560·8	47·0	0·1	76·9	5·9	56·5	482·2	148·2	297·5	984·5	45·5	6·8	17·9	0·1
Faroe ..	41	1697	9151·2	2583·5	11734·8	73·3	12·8	1197·1	0·0	219·0	1759·2	29·0	13·8	2021·0	0·0	0·0	189·8	0·4
Iceland ..	12	397	7030·0	407·8	7437·8	98·8	0·0	580·8	0·0	2926·5	81·5	0·0	0·0	3008·0	12·0	0·0	36·6	0·0

March, 1905—Totals.

Lemons.			Plaice.				Dabs.	Whitches.			Megrims.			Eel.	Skate.	Gurnard.	Catfish.	Monk.	Gross Earnings.
Large.	Small.	Total.	Large.	Medium.	Small.	Total.		Large.	Small.	Total.	Large.	Small.	Total.						£ s. d.
1·0	0·0	1·0	0·2	2·0	0·0	2·2	0·0	1·4	0·5	1·9	25·2	11·0	36·2	0·0	44·0	0·0	2·4	1·0	548 19 2
0·0	0·1	0·1	0·0	0·0	0·0	0·0	0·0	4·2	4·5	8·8	28·0	18·2	46·2	0·0	31·5	0·0	6·5	5·5	792 5 11
0·0	0·0	0·0	0·0	0·0	0·0	0·0	0·0	3·0	1·8	4·8	8·2	6·5	14·8	0·0	12·0	0·0	1·2	0·0	383 13 3
1·0	0·0	1·0	4·8	16·8	0·1	21·6	0·0	0·0	0·0	0·0	0·5	0·0	0·5	0·0	1·0	0·0	0·0	0·0	101 13 9
13·0	2·2	15·2	52·0	104·8	16·1	172·9	1·2	4·8	5·5	10·2	30·2	6·8	37·0	0·0	73·5	35·0	12·6	22·0	1554 12 6
1·5	0·0	1·5	0·9	2·3	0·0	3·2	0·0	43·2	23·0	66·2	20·9	7·5	28·4	0·0	64·8	3·0	26·5	20·0	2213 18 7
1·5	0·0	1·5	3·0	5·1	0·0	8·1	0·0	10·4	2·8	13·1	19·0	9·0	28·0	0·0	33·0	0·0	2·0	14·5	1071 3 11
1·5	0·0	1·5	0·2	1·2	1·0	2·5	0·1	0·0	0·0	0·0	0·0	0·0	0·0	0·0	1·5	0·0	1·0	0·0	91 12 9
10·9	0·0	10·9	4·2	6·1	0·5	10·9	0·0	82·0	44·9	126·9	137·2	21·0	158·2	0·0	129·0	12·0	93·8	64·8	4280 8 11
4·8	0·0	4·8	2·9	5·9	0·0	8·8	0·0	100·8	25·2	126·0	16·6	1·2	17·9	0·0	46·5	0·0	59·5	28·8	3019 1 8
1·2	0·0	1·2	0·6	2·4	0·0	3·0	0·0	34·2	13·8	48·0	5·0	1·0	6·0	0·1	35·0	0·0	17·5	10·0	1160 2 7
55·0	9·9	64·9	11·5	36·5	5·4	53·4	2·1	9·5	1·8	11·2	4·4	0·0	4·4	1·4	45·0	4·6	65·2	14·2	1518 9 0
24·8	2·0	26·8	1·2	8·9	0·2	10·4	2·5	119·8	113·5	233·2	302·1	74·9	377·0	0·9	268·5	73·4	66·8	166·2	5885 2 3
5·8	0·0	5·8	1·8	8·6	0·0	10·4	0·0	138·6	37·2	175·9	4·6	0·0	4·6	0·0	33·0	2·1	45·4	22·5	3119 8 4
12·8	0·2	13·0	8·5	57·8	0·1	66·4	0·0	138·4	35·1	173·5	9·6	0·5	10·1	0·0	104·2	1·2	115 2	32·1	5849 10 6
110·9	20·1	131·0	5·8	73·5	14·4	93·6	5·9	6·9	0·8	7·6	4·9	0·5	5·4	0·5	61·1	7·8	54·5	38·0	1452 8 7
7·5	0·0	7·5	0·0	0·5	0·0	0·5	0·0	5·5	0·0	5·5	0·0	0·0	0·0	0·0	4·0	0·0	8·5	2·0	325 6 4
0·5	0·0	0·5	0·0	0·0	0·0	0·0	0·0	0·5	0·1	0·6	0·0	0·0	0·0	0·0	0·5	0·0	9·0	0·0	160 11 3
39·5	5·8	45·2	2·0	80·0	8·5	90·5	5·1	2·6	1·0	3·6	25·0	0·0	25·0	0·0	19·5	4·5	26·6	44·2	71 12 7
1·0	0·0	1·0	0·0	0·2	0·1	0·4	0·0	1·2	0·0	1·2	0·0	0·0	0·0	0·0	0·2	0·0	3·0	0·0	92 9 4
1·8	0·0	1·8	0·2	3·0	0·0	3·2	0·0	10·0	1·0	11·0	0·0	0·0	0·0	0·0	3·5	0·0	18·5	0·0	231 5 0
0·8	0·0	0·8	0·0	2·0	0·0	2·0	1·0	3·0	0·0	3·0	0·0	0·0	0·0	0·0	0·0	0·0	1·5	0·0	84 10 3
3·1	1·2	4·4	40·5	96·2	9·8	146·5	0·8	0·2	0·0	0·2	2·0	1·0	3·0	0·0	24·0	0·0	1·8	0·0	452 12 9
4·2	0·5	4·8	11·0	32·2	3·5	46·8	1·0	0·0	0·0	0·0	0·8	0·0	0·8	0·1	2·5	0·0	0 8	2·0	226 9 10
13·6	0·2	13·9	21·8	65·0	2·5	89·2	2·2	7·5	5·0	12·5	43·2	6·2	49·5	6·2	110·0	39·0	1·1	13·7	1762 10 5
29·9	2·6	32·5	93·2	234·2	8·1	335·6	1·0	4·0	5·5	9·5	18·4	3·2	21·6	8·2	88·0	2·2	4·6	4·0	1843 15 4
10·5	0·9	11·4	51·8	154·5	8·1	214·4	1·8	16·8	14·0	30·8	31·8	5·5	37·2	11·0	52·2	2·0	1·0	17·0	1198 2 9
68·2	5·8	74·0	29·1	7·2	0·1	36·5	7·8	0·4	0·0	0·4	0·4	0·0	0·4	0·0	24·5	1·0	170·5	7·0	5483 4 3
0·8	0·0	0·8	38·5	70·8	0·0	109·2	0·0	0·0	0·0	0·0	0·0	0·0	0·0	0·0	0·0	0·0	13·5	0·0	1072 8 9

April, 1905—Totals.

0·0	0·0	0·0	0·0	0·5	0·0	0·5	0·0	2·8	7·0	9·8	13·5	7·5	21·0	0·0	24·0	3·0	1·8	5·5	679 14 3
0·6	0·0	0·6	0·5	0·0	0·0	0·5	0·0	44·6	31·0	75·6	319·1	157·0	476·1	0·0	275·2	1·8	68·4	60·9	9060 17 4
0·2	0·0	0·2	0·0	0·0	0·0	0·0	0·0	3·4	2·0	5·4	55·0	35·2	90·2	0·0	66·5	0·0	5·2	5·5	1312 10 7
12·5	1·8	14·2	19·5	108·2	4·8	132·5	1·8	16·2	17·2	33·5	47·1	15·8	62·9	0·0	61·0	0·0	20·5	12·5	1628 8 0
3·0	0·0	3·0	1·1	5·8	0·0	6·9	0·0	173·8	119·0	292·8	151·0	91·2	242·2	0·2	234·5	5·0	72·2	71·4	9002 5 9
0·5	0·0	0·5	1·0	2·5	0·0	3·5	0·0	22·2	15·0	37·2	41·2	24·2	65·5	0·0	48·0	3·0	13·8	13·5	1545 0 7
2·0	0·8	2·8	0·8	3·2	1·0	5·0	0·0	0·5	0·0	0·5	0·0	0·0	0·0	0·0	1·2	0·0	4·5	0·0	119 17 4
0·8	0·0	0·8	0·0	0·0	0·0	0·0	0·0	6·2	5·0	11·2	5·2	2·0	7·2	0·0	3·0	1·0	2·5	4·0	163 15 3
0·4	0·0	0·4	1·0	2·4	0·0	3·4	0·0	40·2	11·8	52·0	11·2	0·8	12·0	0·0	27·0	0·0	25·5	14·5	1001 19 6
0·8	0 0	0·8	1·1	1·2	0·0	2·4	1·0	15·4	8·2	23·6	2·2	4·0	6·2	0·0	9·5	0·0	8·2	1·5	616 5 8
101·9	7·6	109·5	23·8	48·0	3·5	75·2	6·0	21·5	10·5	35·0	21·6	5·4	27·0	1·9	74·4	3·2	110·0	49·0	2924 19 7
23·5	2·8	26·2	0·9	8·8	0 9	10·5	0·9	62·9	39·2	102·1	70·4	26·8	97·1	0·6	107·0	9·5	43·6	82·5	1401 12 3
0·1	0·0	0·1	0·0	0·5	0·0	0·5	0·0	2·5	1·0	3·5	0·5	0·0	0·5	0·0	4·0	0·0	2·5	0·0	141 7 8
2·2	0·1	2·4	0·0	3·4	0·0	3·4	0·1	8·9	5·5	14·4	2·2	0·5	2·8	2·0	14·5	0·0	28·5	2·5	759 0 3
218·8	41·8	260·5	0·5	61·1	4·8	66·4	3·6	3·0	0·5	3·5	15·4	0·8	16·1	0·2	85·4	13·9	98·1	68·5	2256 0 5
1·0	0·0	1·0	0·0	0·2	0·0	0·2	0·0	3·5	1·2	4·8	0·0	0·0	0·0	0·0	2·0	0·0	0·2	4·0	44 15 6
24·0	2·8	26·8	0·0	23·8	2·5	26·2	1·8	0·0	0·0	0·0	0·0	0·0	0·0	0·0	11·9	6·2	16·8	24·8	410 13 3
2·4	0·9	3·2	17·8	78·8	1·0	97·5	0·8	0·1	0·4	0·5	0·5	0·0	0·5	0·0	23·1	6·0	3·8	0·0	554 11 10
11·6	1·2	12·9	20·2	106·0	0·8	127·0	0·0	0·0	0·0	0·0	3·0	1·5	4·5	0·0	34·5	3·0	4·9	4·0	1440 4 3
21·8	2·8	24·5	5·2	50·8	1·0	57·0	2·0	4·2	0·0	4·2	18·8	8·0	26·8	1·2	61·0	30·0	2·1	7·2	1473 15 0
31·5	1·0	32·5	20·9	104·5	2·8	128·1	1·5	6·6	8·8	15·4	18·8	8·0	26·8	1·9	73·0	6·0	1·8	3·0	1558 4 10
16·9	1·5	18·4	32·0	134·0	2·2	168·2	2·5	2·8	1·5	4·2	17·9	7·0	24·9	0·5	72·8	3·4	3·0	2·0	1581 14 3
168·0	9·4	177·4	80·6	30·0	0·5	111·1	19·0	0·0	0·0	0·0	0·0	0·0	0·0	0·0	14·5	0·0	303·8	4·0	7529 0 7
9·5	0·0	9·5	363·0	372·8	104·0	839·8	0·0	5·9	0·0	5·9	1·2	0·0	1·2	0·0	12·8	0·0	156·5	0·0	3681 8 2

Aberdeen Trawlers.

Area.	Trips.	Hours.	Cod.	Codling.	Total.	Ling.	Tusk.	Saithe.	Hake.	Haddocks.					Whiting.	Turbot.	Halibut.	Brill.
										E. Large.	Large.	Medium.	Small.	Total.				
VII ..	14	1134	180·2	125·5	305·8	451·2	25·0	238·7	40·0	2·4	551·0	437·8	777·8	1768·9	1056·5	2·2	34·4	0 0
VIII ..	1	50	6·2	9·0	15·2	32·7	4·0	30·0	1·0	6·0	23·5	31·5	51·0	106·0	65·0	0·1	1·8	0 0
X	12	775	558·8	371·5	930·2	24·0	0·2	248·7	2·6	47·2	1039·2	177·5	138·2	1402·2	17·5	2·6	30·6	0·0
XI.. ..	29	2657	399·0	423·8	822·8	571·3	44·5	719·6	75·8	3·8	1246·5	971·8	1542·5	3764·5	1652·0	1·4	80·8	0·0
XII ..	12	966	143·2	184·5	327·8	177·8	13·7	309·8	13·1	0·8	483·5	483·2	817·8	1785·2	688·8	0·1	35·2	0·0
XIII ..	6	409	274·8	44·2	319·0	3·8	0·0	23·3	18·0	36·5	127·0	34·2	95·2	293·0	19·5	4·8	3·5	2·1
XIV ..	4	380	54·5	49·8	104·2	53·0	4·5	66·7	7·2	0·0	65·2	76·2	139·8	281·2	124·2	0·8	6·1	0·0
XV ..	5	467	74·5	97·5	172·0	100·7	6·2	168·7	14·5	0·8	186·5	157·8	292·0	637·0	249·0	0·2	14·2	0·0
XVI ..	3	250	51·5	42·5	94·0	24·0	2·0	49·0	0·1	0·0	71·2	65·5	148·2	285·0	155·8	0·1	6·5	0·0
XVII ..	12	662	162·8	71·0	233·8	22·7	3·0	7·9	7·2	11·8	162·2	76·5	251·2	501·8	112·2	4·2	6·0	2·0
XVIII ..	1	60	25·2	4·0	29·2	7·5	1·0	10·0	1·2	0·0	3·5	4·5	11·5	19·5	5·0	0·5	1·0	0·0
XIX ..	10	949	246·2	89·2	335·5	82·9	1·8	137·2	1·1	0·0	308·0	261·0	614·8	1183·8	177·5	5·4	19·8	1·2
XX ..	14	1409	347·2	106·5	453·8	145·0	4·0	179·1	14·3	0·0	417·8	432·8	872·5	1723·0	302·5	5·2	31·2	1·6
XXIII ..	80	3276	858·0	332·8	1190·8	97·2	0·0	123·1	2·1	0·5	355·5	206·5	1044·0	1606·5	573·2	44·9	19·8	4·2
XXIV ..	3	309	74·8	20·0	94·8	24·0	0·2	23·0	1·3	0·0	53·0	57·5	153·5	264·0	25·8	1·1	5·6	0·0
XXV ..	8	794	275·0	63·5	338·5	32·0	0·0	128·1	2·2	1·0	185·5	266·0	400·5	853·0	57·2	4·9	20·4	0·2
XXVI ..	1	68	21·2	9·8	31·0	3·2	0·0	10·0	0·4	0·0	14·2	22·0	18·0	54·2	4·0	1·5	2·8	1·0
XXVIII ..	1	30	13·0	13·0	26·0	0·0	0·0	0·1	0·0	0·0	3·0	1·8	6·8	11·5	0·5	0·2	0·1	0·2
XXIX ..	17	660	94·2	37·0	131·2	10·7	0·0	7·0	0·1	0·5	98·8	46·2	218·0	363·5	83·8	10·8	3 6	0·0
XXXI ..	2	145	50·5	27·5	78·0	4·0	0·0	28·0	0·1	0·0	37·2	53·0	57·5	147·8	13·2	0·1	3·2	0·0
XXXII ..	2	205	34·0	12·2	46·2	4·7	0·0	15·7	0·1	0·0	71·5	69·2	94·0	234·8	9·2	1·9	4·2	0·0
C	42	2254	1549·0	629·8	2178·8	27·7	0·0	450·4	5·6	216·0	1962·0	424·8	478·2	3081·0	79·8	16·1	70·0	0·4
D	44	2192	1902·5	670·0	2572·5	59·7	0·1	350·1	16·2	208·2	1799·8	454·8	623·2	3086·0	77·5	24·2	93·1	1·9
G	5	191	188·0	60·8	248·8	1·5	0·0	55·1	0·1	16·5	447·0	110·0	134·0	707·5	41·0	1·5	12·0	0·0
H	10	441	1401·8	155·8	1557·5	30·7	0·0	213·8	31·1	23·8	504·0	141·5	222·2	891·5	51·2	6·6	42·0	0·0
Minch ..	2	161	34·0	13·5	47·5	2·0	0·0	38·0	5·9	16·25	159·8	36·5	63·0	275·5	9·5	0·4	3·0	0·0
Western Grounds	25	1357	1120·8	300·8	1421·5	30·3	0·0	476·5	0·6	86·8	1424·8	519·0	542·5	2573·0	188·8	11·6	78·6	0·1
Faroe ..	30	1743	2843·2	3479·8	6323·0	67·8	6·9	478·1	0·0	223·4	1913·5	27·5	6·8	2171·1	0·0	1·6	191·8	0·0
Iceland ..	32	2155·5	16659·8	1489·0	18148·8	1148·8	0·0	805 3	0·0	11724·0	103·2	10·5	28·5	11866·2	129·5	0·0	116·2	0·0

Aberdeen Trawlers.

VII ..	1	100	15·8	8·0	23·8	11·5	2·0	30·0	2·0	0·0	32·0	28·0	54·0	114·0	80·2	0·0	1·5	0·0
VIII ..	2	116	23·5	23·0	46·5	12·0	1·8	68·2	0·3	0·2	45·0	50·8	93·5	189·5	113·2	0·0	4·0	0·0
IX ..	1	72	41·8	27·5	69·2	3·7	0·0	24·0	0·2	4·0	70·0	13·5	17·2	104·8	2·0	0·2	4·0	0·0
X	39	2526	1582·2	1228·5	2810·8	185·7	1·6	1266·8	46·8	67·2	2198·0	475·2	453·5	3194·0	198·5	8·4	112·1	0·5
XI ..	42	3451	726·5	501·0	1227·5	815·8	62·1	1777·5	126·7	5·5	1348·0	1275·5	1983·8	4612·8	3600·0	3·0	70·5	0·0
XII ..	6	452	78·2	61·0	139·2	86·2	6·2	201·0	14·9	1·2	175·5	157·8	254·0	588·5	349·5	0·2	6·2	0·0
XIII ..	25	1523	870·8	334·2	1205·0	107·7	0·1	237·6	264·1	109·8	568·0	153·0	216·2	1047·0	272·8	14·1	30·0	4·5
XIV ..	11	1044	362·8	184·0	546·8	65·7	2·0	145·0	94·9	28·8	341·5	132·8	229·8	732·8	177·0	6·0	16·1	1·4
XV ..	9	831	169·0	165·2	334·2	59·5	7·5	263·3	7·8	0·1	298·0	273·0	494·5	1065·6	559·0	1 6	5·8	0·0
XVII ..	40	2095	1386·5	519·0	1905·5	91·5	0·0	171·4	155·3	72·0	692·5	317·0	621·2	1702·8	395·8	12·9	41·9	4·4
XVIII ..	13	749	275·5	78·0	353·5	83·9	6·0	153·1	18·6	7·8	127·2	125·0	417·0	677·0	219·5	5·4	5·1	0·4
XIX ..	3	285	68·0	73·0	141·0	22·7	5·5	75·0	1·4	0·0	75·0	70·2	175·0	320·2	180·5	0·2	1·9	0·0
XX ..	2	172	31·5	6·5	38·0	10·8	0·5	18·0	0·9	0·0	28·8	34·8	93·2	156·8	25·0	1·6	1·8	0·0
XXIII ..	49	2026	408·8	247·5	656·2	96·1	0·0	99·0	20·2	1·0	206·8	161·8	708·2	1077·8	330·5	13·1	9·4	4·1
XXIV ..	1	48	2·5	2·0	4·5	1·5	0·0	0·0	0·0	0·0	8·0	5·0	20·0	33·0	1·2	1·8	1·5	0·0
XXV ..	15	1369	121·8	56·2	178·0	30·0	0·0	104·3	1·3	0·8	536·0	487·8	559·0	1583·5	37·8	10·4	15·5	0·5
XXVI ..	1	80	8·0	4·0	12·0	3·5	0·0	2·5	0·3	0·2	63·0	49·0	29·5	141·8	0·0	1·5	3·5	1·8
XXVII ..	1	36	15·0	8·0	23·0	4·5	0·0	2·3	0·1	0·0	20·8	12·5	9·0	42·2	0·0	2·2	0·2	0·1
XXVIII ..	1	22	3·2	8·5	11·8	1·3	0·0	0·5	0·0	0·0	5·5	2·5	5·5	13·5	1·5	0·0	0·0	0·0
XXIX ..	36	1693	199·8	74·2	274·0	24·8	0·0	24·7	3·7	8·2	306·5	132·2	333·2	780·2	43·1	23·1	4·2	0·2
XXXI ..	6	595	68·0	49·8	117·8	50·2	0·0	17·2	0·3	0·5	276·5	272·8	284·2	834·0	45·2	1·6	2·5	0·0
XXXV ..	1	60	7·5	5·0	12·5	4·3	0·0	2·0	0·0	0·0	22·0	16·8	23·8	62·5	1·0	0·5	0·0	0·0
XXXVIII	1	99	13·8	6·0	19·8	0·0	0·0	0·0	0·0	1·0	15·5	0·0	0·0	16·5	0·5	4·5	0·0	1·0
C	26	1523	981·8	524·0	1505·8	56·8	0·1	154·7	9·1	111·8	1691·0	527·8	687·8	3018·2	102·5	5·8	52·4	0·9
D	20	1186	603·8	368·8	972·5	32·7	0·0	114·5	19·9	106·0	1041·8	305·0	396·0	1848·8	63·5	3·8	32·0	1·0
G	3	135	59·8	27·0	86·8	2·8	0·0	28·5	1·6	15·5	274·5	71·2	86·8	448·0	17·5	0 2	8·5	0·1
H	3	120	114·0	35·0	149·0	23·3	0·0	14·6	40·3	6·0	77·5	53·8	117·5	254·8	25·0	3·1	9·2	0·0
Minch ..	1	40	6·0	1·2	7·2	0·0	0·0	0·0	1·1	0·0	16·0	20·5	23·5	60·0	0·0	0·6	0·1	0·0
Western Grounds.	14	890	347·2	224·2	571·5	25·7	0·0	86·3	35·0	84·2	578·8	163·8	264·8	1091·5	23·8	3·0	22·5	0·1
Faroe ..	62	4416	4790·2	7888·2	12678·5	106·8	15 0	1894·7	16·8	875·2	5053·5	168·8	72·2	6169·8	47·8	0·6	500·6	0·
Iceland ..	10	1057	2593·5	591·5	3185·0	205·8	0·0	367·6	0·0	2364·0	0·0	4·0	40·2	2908·2	0·5	0·0	58·8	0·0

May, 1905—Totals.

Lemons.			Plaice.				Dabs.	Whitches.			Megrims.			Eel.	Skate.	Gurnard.	Catfish.	Monk.	Gross Earnings.
Large.	Small.	Total.	Large.	Medium.	Small.	Total.		Large.	Small.	Total.	Large.	Small.	Total.						£ s. d.
0·5	0·0	0·5	0·0	0·2	0·0	0·2	0·0	21·6	13·8	35·4	112·2	63·0	175·2	0·0	87·0	2·0	35·2	24·8	1695 11 0
0·0	0·0	0·0	0·0	0·0	0·0	0·0	0·0	1·2	3·0	4·2	2·0	3·0	5·0	0·0	5·0	0·0	0·0	0·0	—
18·2	9·6	27·9	41·5	148·4	2·8	192·6	4·0	1·0	0·8	1·8	1·9	0·0	1·9	0·0	37·5	0·0	17·5	1·5	1409 2 8
3·6	0·0	3·6	1·1	7·2	0·0	8·4	0·0	125·8	67·0	192·8	136·1	72·0	208·1	0·0	123·5	2·8	75·0	60·5	3369 4 4
3·4	0·0	3·4	2·2	6·5	1·0	9·8	0·0	32·9	14·1	47·0	26·5	15·2	41·8	0·0	43·0	2·0	31·8	10·5	1463 6 7
10·9	2·9	13·8	18·5	131·5	20·8	170·8	3·0	0·0	0·0	0·0	5·2	0·0	5·2	0·0	47·5	0·0	10·4	4·2	633 2 3
3·0	0·5	3·5	0·0	1·0	0·0	1·0	0·0	44·8	20·8	65·5	12·2	3·0	15·2	0·0	11·5	0·0	15·5	11·0	324 19 8
0·6	0·0	0·6	0·0	0·8	0·0	0·8	0·0	26·2	19·5	45·8	12·6	9·0	21·6	0·0	26·0	0·0	19·5	7·0	614 6 1
0·9	0·0	0·9	0·5	1·5	0·0	2·0	0·0	8·8	2·5	11·2	0·2	0·0	0·2	0·0	5·0	0·0	10·2	1·0	288 2 7
46·6	9·1	55·8	14·1	69·9	18·5	102·5	1·6	2·5	2·5	5·0	6·0	0·0	6·0	0·4	41·0	0·0	32·8	1·0	706 4 5
0·1	0·0	0·1	0·0	0·0	0·0	0·0	0·0	21·2	6·5	27·8	5·2	1·0	6·2	0·0	5·0	0·0	1·0	0·0	82 3 0
11·4	0·2	11·6	0·4	8·4	0·0	8·8	0·0	25·5	9·0	34·5	2·5	0·5	3·0	0·0	25·5	7·0	41·5	5·5	781 1 11
58·0	0·1	58·1	1·9	32·9	0·4	35·1	0·0	26·5	8·5	35·0	18·8	7·0	25·8	0·0	24·0	0·0	94·0	5·8	1169 19 6
325·4	80·5	405·9	5·4	94·2	3·0	102·6	6·0	5·6	0·6	6·2	4·1	0·0	4·1	0·9	166·8	2·6	190·1	108·5	2812 8 11
3·5	0·0	3·5	0·0	0·8	0·0	0·8	0·0	19·0	5·5	24·5	1·5	0·0	1·5	0·0	11·0	0·0	7·0	7·0	172 18 7
15·9	0·0	15·9	2·6	45·0	0·2	47·9	0·0	6·8	0·0	6·8	0·1	0·0	0·1	0·0	10·2	0·0	103·5	2·5	737 10 7
1·8	0·0	1·8	2·0	4·5	0·4	6·9	0·0	0·2	0·0	0·2	0·0	0·0	0·0	0·0	2·0	0·0	14·0	0·0	—
1·1	0·5	1·6	0·0	2·0	0·5	2·5	0·0	0·0	0·0	0·0	0·0	0·0	0·0	0·1	0·2	0·0	2·5	0·0	24 11 6
57·9	6·4	64·2	1·2	15·8	0·6	17·6	1·2	0·2	0·0	0·2	0·4	0·0	0·4	0·0	23·8	1·1	29·5	40·0	483 17 9
2·0	0·0	2·0	1·5	2·4	0·0	3·9	0·0	3·6	0·0	3·6	0·0	0·0	0·0	0·0	0·0	0·0	5·8	0·0	109 2 10
3·2	0·0	3·2	2·5	23·2	0·5	26·2	0·0	1·5	0·0	1·5	0·0	0·0	0·0	0·0	7·5	0·0	34·0	1·0	179 15 6
28·4	4·2	32·6	123·9	542·8	11·5	678·1	6·8	0·5	0·0	0·5	1·9	0·0	1·9	0·4	136·5	8·8	27·5	4·0	3890 13 11
60·1	11·6	71·8	92·2	438·2	10·8	541·2	5·2	1·6	1·2	2·9	3·4	2·8	6·1	1·0	186·5	6·0	40·4	5·5	3866 9 9
1·0	0·9	1·9	1·1	41·0	0·5	42·6	0·5	0·0	0·0	0·0	0·1	0·0	0·1	0·0	11·0	0·5	0·0	0·0	677 0 5
8·8	0·5	0·2	3·2	48·2	2·9	54·4	0·0	0·8	0·1	0·9	4·5	2·5	7·0	0·2	28·2	0·0	1·0	2·0	1153 19 9
0·1	0·8	1·8	5·5	22·8	0·5	28·8	0·0	0·8	1·0	1·8	1·8	0·8	2·5	0·8	13·0	0·0	0·0	0·0	266 18 10
14·5	2·9	17·4	37·8	191·1	8·8	237·6	1·1	0·2	0·2	0·5	5·5	0·5	0·6	0·4	0·83	6·5	7·5	5·2	2736 5 2
169·6	18·6	188·2	117·1	102·0	0·0	219·1	11·5	0·8	0·0	0·8	0·0	0·0	0·0	0·0	25·8	0·0	463·0	5·0	3868 16 3
110·4	10·5	120·9	77·8	174·0	89·0	340·8	12·8	130·8	9·5	140·2	27·6	0·0	27·6	0·0	19·2	0·0	160·5	0·5	8258 14 10

June, 1905—Totals.

0·0	0·0	0·0	0·0	0·0	0·0	0·0	0·0	2·8	5·0	7·8	0·8	0·0	0·8	0·0	1·0	0·0	3 0	0·0	100 13 0
0·0	0·0	0·0	0·8	1·0	0·0	1·8	0·0	3·5	1·5	5·0	0·2	0·0	0·2	0·0	1·2	0·0	3·2	0·0	170 18 9
1·1	0·0	1·1	1·8	3·8	0·0	5·5	1·5	0·0	0·0	0·0	1·0	0·0	1·0	0·0	1·0	0·0	2·0	0·0	92 8 0
70·0	17·8	87·8	76·0	207·2	4·4	287·6	10·5	4·5	1·8	6·2	17·0	2·8	19·8	0·0	177·8	0·0	80·1	10 5	3721 13 11
3·6	0·0	3·6	2·1	5·8	0·0	7·9	0·0	257·6	177·4	435·0	136·1	70·0	206·1	0·0	133·5	1·0	100·5	46·0	4289 12 1
0·1	0·0	0·1	0·0	0·9	0·0	0·9	0·0	18·5	15·5	34·0	9·1	4·2	13·4	0·0	9·5	0·0	11·5	5·0	524 10 10
67·5	5·6	73·1	26·5	162·5	15·8	204·8	1·8	2·8	1·5	4·2	20·5	0·6	21·1	1·2	163·2	11·0	90·5	40·0	1902 10 11
32·0	2·8	34·8	16·8	54·5	3·5	74·8	0·5	17·8	3·0	20·8	12·0	2·0	14·0	0·2	85·0	0·0	35·0	4·0	959 14 11
0·6	0·0	0·6	0·5	0·2	0·0	0·8	0·0	114·5	77·5	192·0	7·0	1·2	8·2	0·0	32·5	0·0	9·0	11·0	811 7 5
97·4	11·5	108·9	66·2	165·5	6·8	238·5	6·8	1·5	0·2	1·8	8·0	0·2	8 2	1·5	167·8	9·5	106·5	31·0	2663 3 4
17·5	2·1	19·6	5·0	23·5	0·8	29·2	0·2	73·8	22·0	95·8	18·1	4·8	22·9	0·0	40·8	0·0	24·5	18·0	811 7 0
0·1	0·0	0·1	0·0	0·0	0·0	0·0	0·0	69·5	59·0	128·5	2·8	0·0	2·8	0·0	9·0	0·0	0·9	14·0	249 19 7
3·2	0·0	3·2	0·2	19·0	0·0	19·2	0·0	4·5	2·0	6·5	0·2	0·0	0·2	0·0	4·0	0·0	47·5	0·8	152 12 9
145·5	59·9	205·4	7·1	56·5	1·0	64·6	2·9	12·9	3·6	16·5	11·9	0·8	12·6	0·5	109·8	1·0	89·0	70·0	1586 0 9
4·8	0·0	4·8	0·0	0·8	0·0	0·8	0·0	0·0	0·0	0·0	0·0	0·0	0·0	0·0	2·0	0·0	3·0	3·0	41 12 3
19·2	0·0	19·2	13·6	111·4	3·2	128·2	0·0	8·8	0·5	9·2	0·0	0·0	0·0	0·0	11·4	0·0	120·2	3·0	1142 16 0
0·5	0·0	0·5	3·5	13·0	0·0	16·5	0·0	0·0	0·0	0·0	0·0	0·0	0·0	0·0	1·0	0·0	20·5	1·0	167 5 0
0·5	0·0	0·5	0·1	2·5	0·4	3·0	0·0	0·8	0·0	0·8	0·0	0·0	0·0	0·0	0·2	0·0	1·5	0·0	35 10 6
2·2	0·5	2·8	0·0	1·0	0·0	1·0	0·0	0·0	0·0	0·0	0·0	0·0	0·0	0·0	0·5	0·2	2·5	1·0	19 4 6
110·8	4·5	115·2	2·2	71·5	0·6	74·4	3·8	1·0	0·0	1·0	0·0	0·0	0·0	0·0	23·5	1·5	47·2	70·0	1050 11 2
6·2	0·5	6·8	1·0	11·0	0·6	12·6	0·0	1·9	0·0	1·9	0·0	0·0	0·0	0·0	1·8	0·0	26·0	0·0	472 18 6
3·0	0·0	3·0	0·0	2·5	0·0	2·5	0·0	0·1	0·0	0·1	0·0	0·0	0·0	0·0	3·0	0·5	3·0	0·0	42 19 4
8·0	0·0	8·0	0·0	0·0	48·2	48·2	1·0	0·0	0·0	0·0	0·0	0·0	0·0	0·0	0·0	0·0	0·0	0·0	70 4 6
20·2	11·6	31·9	51·6	183·5	4·2	239·4	1·2	0·2	0·0	0·2	4·8	2·2	7·0	0·4	224·5	2·0	15·0	4·0	2714 8 8
30·9	7·5	38·4	29·8	139·0	2·5	171·2	1·5	1·2	0·4	1·6	3·6	0·1	3·8	0·9	160·0	2·0	21·8	5·5	1788 17 4
2·0	0·6	2·6	2·1	10·2	0·0	12·4	0·5	0·1	0·0	0·1	1·5	0·0	1·5	0·0	8·0	0·0	1·2	0·0	365 4 1
5·0	0·2	5·2	1·2	18·8	1·5	21·5	1·5	0·9	0·5	1·4	4·0	1·0	5·0	0·0	9·0	0·0	2·2	0·0	233 17 10
0·6	0·0	0·6	8·0	85·8	0·0	93·8	2·0	0·0	0·0	0·0	0·0	0·0	0·0	1·0	13·0	0·0	0·0	0·0	192 5 3
17·0	7·9	24·9	27·8	98·2	0·6	126·6	0·0	0·2	0·0	0·2	3·2	0·8	4·0	0·4	84·2	0·0	6·1	8·5	1131 13 1
382·9	57·2	440·1	147·1	69·1	1·8	218·0	20·2	0·5	0·0	0·5	5·2	0·8	6·0	0·0	58·5	4·1	1091·0	4·0	7207 8 11
8·2	0·0	8·2	3·0	20·8	0·0	23·8	1·5	10·5	1·8	12·2	0·0	0·0	0·0	0·0	2·2	0·0	41·5	1·0	1553 13 1

Aberdeen Trawlers.

Area.	Trips.	Hours.	Cod.	Codling.	Total.	Ling.	Tusk.	Saithe.	Hake.	Haddocks.					Whiting.	Turbot.	Halibut.	Brill.
										E. Large.	Large.	Medium.	Small.	Total.				
X	19	1298	1350·0	1068·2	2418·2	91·5	0·2	143·0	19·7	13·5	849·8	195·8	134·8	1193·8	48·0	5·9	36·6	0·1
XI.. ..	3	236	70·5	45·8	116·2	39·0	61·1	118·0	28·1	0·0	91·5	82·8	97·2	271·5	446·0	0·1	5·6	0·0
XII ..	1	110	65·0	18·0	83·0	12·7	0·0	58·0	9·5	1·5	42·5	36·0	38·5	118·5	157·0	0·1	0·5	0·0
XIII ..	11	552	486·8	192·8	679·5	21·8	0·0	26·6	69·2	97·5	228·0	74·0	113·8	513·2	96·5	3·4	5·1	3·1
XIV ..	12	838	403·5	269·8	673·2	144·7	3·8	433·0	124·5	4·0	339·0	252·8	456·8	1052·5	263·2	6·4	19·9	0·1
XV ..	3	250	65·0	54·0	119·0	26·2	2·0	155·0	24·1	0·0	106·8	140·5	248·2	495·5	110·2	0·6	1·8	0·0
XVII ..	34	1427	1241·6	386·2	1627·9	48·8	0·1	92·6	134·4	81·5	590·8	304·5	601·0	1577·8	189·2	7·5	17·2	0·6
XVIII ..	21	1425	536·5	185·5	722·0	300·5	10·8	544·7	39·5	0·8	189·5	182·5	604·8	977·5	440·8	19·2	23·0	0·8
XIX ..	22	2128	758·5	505·5	1264·0	221·5	28·5	754·8	17·6	0·0	436·8	481·2	949·2	1867·2	711·2	5·2	22·2	0·0
XX ..	1	86	13·8	9·5	23·2	1·7	0·0	5·0	0·0	0·0	20·8	50·0	85·0	155·8	5·5	0·5	1·0	0·0
XXIII ..	195	8831	3332·8	832·5	4165·2	1003·5	5·8	1493·8	39·4	4·0	1057·0	972·5	3843·0	5876·5	2637·5	78·6	99·6	1·1
XXIV ..	9	535	257·2	32·2	289·5	63·8	0·8	74·5	0·9	0·0	86·5	75·2	229·0	390·8	130·2	11·1	9·6	0·0
XXV ..	25	2162	362·0	151·8	513·8	53·8	0·0	130·8	5·2	20·5	1100·8	946·0	868·5	2935·8	163·5	21·5	34·6	0·8
XXVI ..	3	279	50·5	16·5	67·0	12·2	0·0	19·0	0·1	1·0	205·8	115·0	89·0	410·8	14·2	1·2	3·8	0·0
XXVII ..	3	315	52·8	50·0	102·8	17·2	0·0	3·1	0·4	2·0	217·0	98·5	52·2	369·8	1·5	3·2	4·5	0·2
XXVIII ..	4	104	12·0	27·5	39·5	1·2	0·0	1·2	0·1	0·0	9·2	5·0	28·0	42·2	4·8	0·8	0·5	0·4
XXIX ..	72	3798	365·8	200·2	566·0	76·6	0·0	168·3	10·6	8·5	913·0	490·8	1011·8	2424·0	68·8	54·8	6·4	0·0
XXX ..	2	124	25·0	14·8	39·8	17·7	0·0	13·2	0·3	0·0	35·0	30·8	61·5	127·2	7·8	2·5	0·8	0·0
XXXI ..	17	1548	213·8	89·8	303·5	33·2	0·0	62·4	0·7	1·0	656·2	557·5	501·2	1716·0	86·2	9·2	13·4	0·0
XXXII ..	2	176	14·5	15·8	30·2	13·0	0·0	8·7	0·0	0·0	48·5	54·2	67·2	170·0	3·0	1·2	0·2	0·0
XLIII ..	1	75	19·5	6·2	25·8	2·5	0·0	4·0	0·0	0·0	37·8	37·5	48·5	123·8	9·8	0·0	1·2	0·0
C	30	1474	652·0	391·5	1043·5	66·3	0·5	52·1	9·5	201·2	1891·5	675·2	786·0	3554·5	183·5	12·9	40·8	0·4
D	14	629	503·0	309·5	812·5	30·3	0·1	44·5	78·5	66·8	732·0	225·0	267·8	1291·5	32·0	5·4	17·8	1·2
G	5	145	445·0	94·5	539·5	38·3	0·0	51·2	0·1	30·5	240·0	82·0	94·5	447·0	3·8	6·2	4·9	0·0
H	2	45	108·0	17·5	125·5	18·0	0·0	29·2	0·2	5·2	112·8	47·2	55·5	220·8	0·8	1·5	1·6	0·0
Western Grounds.	4	213	96·8	61·0	157·8	18·7	0·0	7·1	46·8	22·5	299·0	95·0	104·8	521·2	17·5	1·9	4·2	0·1
Faroe ..	18	1232	1318·5	2691·2	4009·8	30·7	5·0	566·0	0·0	129·0	992·8	49·8	6·5	1178·0	200·2	0·1	164·0	0·1
Iceland ..	7	626	3268·5	167·5	3436·0	38·0	0·0	921·5	0·0	2130·5	84·8	17·0	12·5	2244·8	9·8	0·0	28·8	0·0
Rockall ..	1	4	1·0	1·5	2·5	0·0	0·0	0·0	0·0	0·0	2·0	1·0	5·2	8·2	0·5	0·0	0·0	0·0

Aberdeen Trawlers.

X	18	1224	415·5	549·5	965·0	339·6	2·2	119·8	246·7	20·2	1278·2	366·2	264·0	1928·8	185·5	10·0	37·1	0·0
XIII ..	10	612	58·8	427·2	486·0	2·5	0·0	13·3	9·0	134·0	512·8	135·2	49·5	831·5	6·0	0·8	0·4	0·0
XIV ..	33	1932	559·2	482·5	1041·8	335·5	5·6	907·5	348·4	67·2	2687·5	644·0	538·8	3936·5	202·8	14·5	42·1	0·1
XV ..	4	438	71·8	72·0	143·8	41·7	4·8	105·5	29·0	0·2	104·8	127·0	205·0	437·0	78·8	0·0	5·8	0·0
XVII ..	8	341	137·8	50·0	187·8	30·8	0·0	3·7	15·1	37·0	180·8	72·8	164·8	455·2	27·5	2·2	1·5	0·0
XVIII ..	13	663	174·9	66·5	241·4	88·8	0·2	46·8	19·8	0·0	78·8	71·2	269·5	419·5	153·0	3·0	6·2	0·1
XIX ..	6	529	181·8	99·8	281·5	56·7	5·2	124·6	9·9	0·0	104·2	101·5	207·8	413·5	174·8	0·6	12·6	0·0
XX ..	7	732	125·0	66·5	191·5	25·2	0·0	37·5	3·2	0·0	328·5	316·2	366·0	1010·8	83·2	4·8	6·2	0·0
XXIII ..	208	9090	3368·8	817·2	4186·0	1002·5	0·8	515·2	45·0	18·1	1358·2	979·0	3940·2	6295·6	2235·2	131·5	69·2	1·1
XXIV ..	49	2854	1073·8	125·5	1199·2	270·2	0·5	163·1	2·3	1·8	438·8	386·0	1207·2	2033·8	795·0	32·9	24·5	0·0
XXV ..	51	4857	621·5	349·5	971·0	102·8	0·4	314·5	5·5	0·8	2335·8	1937·5	1768·0	6042·0	399·8	39·2	52·6	0·0
XXVI ..	11	956	166·5	105·2	271·8	55·3	0·2	46·9	6·4	2·5	567·8	402·5	327·8	1300·5	57·8	4·6	12·9	0·4
XXVII ..	9	739	178·0	225·0	403·0	51·0	0·0	132·4	4·2	17·5	587·5	199·8	150·8	955·5	88·2	2·6	14·0	0·0
XXIX ..	37	1215	86·5	102·5	189·0	31·1	0·0	17·0	0·8	3·8	348·5	153·0	374·2	879·5	73·8	12·4	2·8	0·2
XXX ..	1	40	2·0	3·5	5·5	4·3	0·0	1·3	0·0	0·0	15·5	4·5	16·0	36·0	3·0	0·8	0·4	0·0
XXXI ..	7	497	78·2	46·0	124·2	14·5	0·0	17·0	0·7	0·4	312·8	163·2	196·5	672·9	46·0	4·9	3·2	0·0
XXXII ..	2	196	40·5	14·0	54·5	4·0	0·0	8·0	0·0	0·0	95·8	67·5	51·8	215·0	13·0	0·5	2·4	0·0
C	9	344	275·0	185·2	460·2	20·2	0·0	8·8	0·7	67·2	690·2	213·5	187·8	1158·8	57·0	5·1	10·4	0·1
D	6	226	145·8	125·2	271·0	1·8	0·0	8·4	0·0	64·8	207·2	70·8	78·2	421·0	2·0	5·2	1·2	4·1
G	5	228	35·2	41·0	76·2	37·5	0·0	5·6	1·2	17·5	193·0	109·8	108·8	429·0	1·2	8·9	7·9	0·0
Western Grounds	4	179	93·2	36·5	129·8	50·8	0·0	4·8	3·0	17·5	224·5	88·8	111·0	441·8	21·5	4·1	4·6	0·1
Faroe ..	14	1073	534·8	1285·8	1820·5	33·7	6·2	532·1	0·0	229·5	1119·2	39·5	23·0	1411·2	46·8	1·5	107·2	0·1
Iceland ..	16	1728	2963·2	287·8	3251·0	161·8	0·0	3687·0	0·2	2739·2	665·5	53·2	14·8	3472·8	34·2	0·1	110·0	0·0

July, 1905—Totals.

Lemons.			Plaice.				Dabs.	Whitches.			Megrims.			Eel.	Skate.	Gurnard.	Catfish.	Monk.	Gross Earnings.
Large.	Small.	Total.	Large.	Medium.	Small.	Total.		Large.	Small.	Total.	Large.	Small.	Total.						£ s. d.
22·9	5·2	28·1	33·2	112·5	2·1	147·9	6·5	2·5	1·0	3·5	5·5	0·0	5·5	0·5	59·8	0·2	13·1	3·5	1728 6 6
0·0	0·0	0·0	0·0	0·0	0·0	0·0	0·0	52·0	30·5	82·5	7·8	2·2	10·0	0·0	4·8	0·0	0·1	4·5	262 11 1
0·2	0·0	0·2	0·0	0·8	0·0	0·8	0·0	16·5	13·0	29·5	2·8	1·0	3·8	0·0	1·0	0·0	1·0	0·0	91 3 7
12·4	0·6	13·0	16·0	46·4	7·1	69·5	1·5	2·5	0·0	2·5	2·4	0·0	2·4	0·4	51·0	0·0	16·0	8·0	752 0 1
14·4	1·4	15·8	5·4	29·5	0·0	34·9	0·5	51·5	32·0	83·5	22·6	0·8	23·4	0·0	81·0	1·5	34·2	17·0	973 13 1
2·0	0·0	2·0	0·1	2·2	0·0	2·4	0·0	20·2	13·0	33·2	2·2	0·0	2·2	0·0	7·0	0·0	4·8	4·0	258 4 9
53·8	16·1	69·9	47·1	85·4	0·2	132·8	2·8	4·5	1·4	5·9	4·2	0·0	4·2	3·0	72·0	19·0	41·1	15·5	1868 5 2
41·1	3·9	48·0	2·6	15·8	1·0	19·4	1·2	213·9	98·4	312·2	52·2	4·0	56·2	0·9	64·5	1·1	44·2	50·0	1218 4 2
4·6	0·0	4·6	0·0	0·8	0·0	0·8	0·0	361·0	201·2	562·2	31·8	0·0	31·8	0·0	58·0	0·0	23·8	85·0	1616 13 11
1·0	0·0	1·0	0·5	8·8	0·0	9·2	0·0	0·5	0·0	0·5	0·0	0·0	0·0	0·0	1·0	0·0	4·0	0·0	126 10 9
669·0	109·1	778·1	3·9	57·2	8·8	69·9	9·1	228·2	72·2	300·5	85·9	3·8	89·6	1·4	615·5	5·4	202·5	259·0	7174 2 3
46·5	0·4	46·9	0·2	4·5	0·0	4·8	0·0	16·1	5·4	21·5	4·2	0·0	4·2	0·0	33·8	11·0	12·2	15·0	449 9 8
50·8	0·8	51·5	27·0	237·2	7·4	271·6	0·0	20·4	2·8	23·1	0·5	0·0	0·5	0·0	23·1	0·0	172·0	6·5	2109 8 7
3·2	2·0	5·2	14·5	17·2	0·5	32·2	0·0	0·8	0·0	0·8	0·0	0·0	0·0	0·0	1·8	0·0	8·8	0·0	289 17 6
7·8	0·0	7·8	4·8	12·0	1·2	18·0	0·0	1·8	0·0	1·8	0·0	0·0	0·0	0·0	0·1	0·0	35·0	1·1	242 17 3
12·6	3·0	15·6	0·0	4·0	0·0	4·0	0·0	0·0	0·0	0·0	1·5	0·0	1·5	0·1	3·0	0·2	3·8	4·0	85 4 2
265·1	8·2	273·4	3·0	139·6	3·0	145·6	0·4	2·4	0·0	2·4	1·1	0·0	1·1	0·8	37·8	2·9	89·6	93·0	2397 17 1
9·0	0·0	9·0	1·0	4·8	0·0	5·8	0·0	1·5	0·0	1·5	0·0	0·0	0·0	0·0	1·0	0·0	2·0	2·0	103 10 1
26·1	0·4	26·5	11·1	114·1	1·2	126·5	0·0	9·8	0·0	9·8	0·8	0·0	0·8	0·0	17·0	1·0	58·2	0·8	1093 1 2
6·8	0·5	7·2	0·5	2·8	0·0	3·2	0·0	1·8	0·0	1·8	0·0	0·0	0·0	0·0	0·8	0·0	3·8	0·0	98 9 6
0·8	0·0	0·8	0·5	1·5	0·2	2·2	0·0	0·5	0·0	0·5	0·0	0·0	0·0	0·0	0·0	0·0	3·5	0·0	68 5 6
14·1	4·5	18·6	29·2	148·4	4·1	181·8	6·2	1·0	0·0	1·0	4·8	0·0	4·8	0·8	143·2	3·0	5·6	4·2	2541 5 3
24·6	5·6	30·2	35·2	112·5	0·0	147·8	6·8	3·8	1·2	5·0	2·4	0·0	2·4	0·4	98·5	0·0	8·1	0·5	1253 15 8
1·2	0·2	1·5	3·0	28·0	0·0	31·0	0·0	0·0	0·0	0·0	0·0	0·0	0·0	0·2	60·5	0·0	0·8	1·0	571 8 0
0·6	0·1	0·8	0·1	3·0	0·0	3·1	0·0	0·5	0·0	0·5	0·0	0·0	0·0	0·0	5·0	0·0	0·0	0·0	134 1 3
2·9	1·0	3·9	2·2	18·1	0·0	20·3	0·1	0·0	0·0	0·0	0·8	0·0	0·8	0·1	10·0	0·0	0·8	0·0	340 9 2
94·8	16·9	111·6	11·2	3·0	0·0	14·2	4·8	0·0	0·0	0·0	0·0	0·0	0·0	0·0	40·5	0·0	163·8	15·0	1923 15 0
3·5	0·0	3·5	11·0	11·0	1·5	23·5	0·0	21·0	0·0	21·0	11·8	0·0	11·8	0·0	5·5	0·0	17·5	3·0	1845 9 0
0·5	0·0	0·5	1·0	1·0	0·0	2·0	0·0	0·2	0·0	0·2	0·0	0·0	0·0	0·0	0·0	0·0	0·0	0·0	10 1 6

August, 1905—Totals.

13·8	4·2	18·0	16·2	89·8	2·2	108·2	10·8	2·1	0·5	2·6	38·5	20·2	58·8	0·1	166·5	0·0	5·6	21·0	2016 19 10
8·4	2·2	10·6	1·8	19·8	11·6	33·1	3·5	0·0	0·0	0·0	0·2	0·0	0·2	0·9	18·8	1·0	0·8	0·0	709 4 9
50·5	4·9	55·4	16·6	79·2	0·0	95·9	5·5	32·9	21·2	54·1	37·5	4·1	41·6	0·5	147·0	1·0	35·2	32·0	3674 1 10
0·6	0·0	0·6	0·0	0·0	0·0	0·0	0·0	35·2	22·0	57·2	3·5	0·0	3·5	0·0	12·5	0·0	11·5	9·0	367 1 11
18·4	4·1	22·5	0·5	11·6	1·1	13·2	8·2	2·5	0·8	3·2	3·8	0·0	3·8	1·2	16·5	5·0	4·8	1·0	466 12 9
47·0	7·0	54·0	1·5	10·5	0·0	12·0	0·0	22·6	8·5	31·1	5·1	0·0	5·1	1·5	63·0	0·5	8·0	22·5	600 3 1
6·8	0·0	6·8	0·0	0·1	0·0	0·1	0·0	75·2	38·5	113·8	12·0	1·0	13·0	0·0	11·8	0·0	5·0	21·0	521 15 3
12·5	0·0	12·5	3·0	61·2	1·0	65·2	0·0	10·5	0·0	10·5	0·0	0·0	0·0	0·0	29·2	0·0	8·2	7·0	715 3 8
877·0	139·4	1016·4	2·8	133·5	22·6	158·9	39·4	156·1	52·6	208·8	56·0	4·5	60·5	3·5	1016·5	80·6	128·9	328·5	10143 16 3
347·1	5·8	352·9	1·0	27·1	0·1	28·2	0·2	78·0	33·9	111·9	19·2	0·0	19·2	0·0	271·5	6·2	37·0	65·5	3272 10 1
79·8	1·5	81·2	49·8	543·0	13·9	606·6	0·0	33·4	0·2	33·6	0·4	0·0	0·4	0·0	102·0	1·0	70·5	23·0	4873 8 11
11·6	0·0	11·6	15·0	95·5	1·1	111·6	0·0	6·1	0·5	6·6	0·0	0·0	0·0	0·0	24·5	0·0	27·2	0·0	1153 11 2
12·8	0·8	13·5	10·2	105·4	19·9	135·5	0·0	3·2	0·5	3·8	0·0	0·0	0·0	0·0	16·0	0·0	27·0	2·0	1050 3 1
106·6	7·4	114·0	1·5	57·9	1·6	61·0	1·5	1·5	0·0	1·5	1·5	0·0	1·5	0·0	31·5	21·5	17·1	46·0	1071 16 11
3·1	0·1	3·2	0·0	2·0	0·0	2·0	0·0	0·0	0·0	0·0	0·0	0·0	0·0	0·0	0·0	0·0	0·5	2·0	39 8 6
11·0	0·0	11·0	4·6	52·5	0·8	57·9	0·0	4·6	0·2	4·9	0·0	0·0	0·0	0·0	15·8	1·5	10·2	1·0	661 5 7
5·0	0·0	5·0	1·6	16·1	0·1	17·9	0·0	1·2	0·0	1·2	0·0	0·0	0·0	0·0	2·5	0·0	2·0	2·0	227 8 0
5·8	1·1	6·9	5·8	36·8	4·9	47·4	3·0	0·0	0·0	0·0	4·2	1·0	5·2	0·4	35·0	2·0	1·0	2·2	978 17 6
2·1	0·8	2·9	14·0	52·5	1·5	68·0	0·5	0·0	0·0	0·0	0·0	0·0	0·0	0·0	30·0	0·0	0·4	1·0	455 12 8
1·1	0·5	1·6	1·2	21·0	0·1	22·4	0·8	0·0	0·0	0·0	0·0	0·0	0·0	0·0	9·2	6·1	0·0	2·0	383 5 5
1·1	0·6	1·8	1·9	11·5	1·5	14·9	0·0	1·2	1·0	2·2	1·0	0·0	1·0	1·2	36·0	0·0	0·0	0·0	343 5 4
78·6	14·9	93·5	17·5	9·0	0·0	26·5	7·0	0·0	0·0	0·0	0·0	0·0	0·0	0·0	30·5	1·0	43·2	17·0	1436 8 4
65·4	2·0	67·4	4·5	58·8	10·8	74·0	55·8	64·1	4·5	68·6	28·9	0·0	28·9	0·0	36·0	0·0	107·8	9·0	3185 0 11

ABERDEEN TRAWLERS.

Area.	Trips.	Hours.	Cod.	Cod-ling.	Total.	Ling.	Tusk.	Saithe.	Hake.	Haddocks.					Whit-ing.	Turbot.	Hali-but.	Brill.
										E. Large.	Large.	Medium.	Small.	Total.				
VI.. ..	12	817	286·8	128·5	415·2	685·7	18·2	248·2	861·3	7·5	951·2	245·2	183·2	1387·2	80·0	1·4	24·8	0·0
X	44	3155	919·0	448·2	1367·2	1721·2	64·2	944·7	3617·8	22·2	2378·2	697·0	750·0	3847·5	610·6	5·1	74·4	0·1
XI.. ..	4	272	73·0	29·2	102·2	236·5	10·0	65·8	318·4	1·8	190·2	64·5	81·2	337·8	48·2	0·4	5·4	0·0
XII ..	2	187	34·8	23·8	58·5	82·3	1·2	94·0	48·9	0·0	158·2	140·8	102·8	401·8	23·8	0·4	6·1	0·0
XIII ..	15	807	268·5	678·0	946·5	284·8	6·2	49·2	173·9	311·2	579·8	122·8	126·8	1140·5	83·5	2·2	31·8	0·0
XIV ..	40	3082	667·8	611·5	1279·2	593·3	26·2	1633·6	1032·0	65·1	1434·0	653·5	881·0	3033·6	619·8	6·4	79·4	0·2
XV ..	2	210	56·8	26·0	82·8	29·0	1·2	35·0	32·0	0·0	41·8	37·2	75·5	154·5	60·5	0·4	4·8	0·0
XVII ..	1	62	7·2	4·0	11·2	7·3	0·0	1·6	0·3	0·0	2·0	2·8	26·5	31·2	14·8	0·0	0·5	0·0
XVIII ..	10	750	377·0	55·5	432·5	118·0	1·0	202·7	16·4	2·8	31·5	84·8	352·2	471·2	213·5	0·4	19·6	0·0
XIX ..	4	363	89·8	46·8	136·5	35·3	0·8	41·5	9·2	0·0	129·0	111·2	138·5	378·8	67·8	0·1	3·8	0·0
XX ..	3	272	36·8	30·0	66·8	5·0	0·0	10·2	0·1	4·0	162·5	84·5	124·2	375·2	63·2	0·6	3·9	0·0
XXIII ..	206	8679	2401·6	1157·9	3559·5	887·1	2·1	607·2	60·7	13·1	1454·2	1096·2	3920·2	6483·9	1395·0	135·9	46·0	2·9
XXIV ..	48	3220	903·0	200·5	1103·5	316·0	1·8	199·1	17·1	2·8	851·2	598·8	1382·0	2834·8	599·2	20·5	31·2	0·0
XXV ..	14	1330	181·0	135·2	316·2	29·0	0·0	210·6	1·6	2·8	596·5	549·5	582·0	1730·8	208·2	3·8	10·5	0·0
XXVII ..	10	1056	202·5	210·2	412·8	56·2	0·0	70·2	8·3	32·8	775·5	166·0	152·2	1126·5	64·0	1·8	8·4	0·0
XXIX ..	95	4996	392·9	321·0	713·9	99·5	0·0	53·4	2·4	8·0	1948·0	960·5	2392·8	5309·2	339·8	29·4	10·9	0·5
XXXI ..	8	798	124·2	75·2	199·5	15·8	0·0	40·0	0·1	1·5	379·5	262·8	264·5	908·2	94·8	8·4	5·1	0·1
XXXII ..	3	283	37·0	24·0	61·0	4·7	0·0	9·8	0·0	1·5	185·2	129·5	111·0	427·2	20·5	0·5	2·2	0·0
XXXV ..	3	345	94·0	28·0	122·0	11·7	0·0	14·7	0·1	0·0	234·8	66·0	158·8	459·5	30·8	0·1	0·2	0·0
XXXVI ..	1	100	6·2	8·8	15·0	0·3	0·0	1·0	0·0	5·5	35·5	18·0	36·0	95·0	8·0	0·4	0·2	0·0
XXXVII..	1	85	5·0	10·0	15·0	1·5	0·0	1·7	0·1	0·5	35·0	22·8	37·5	95·8	11·2	0·1	0·5	0·0
XXXVIII	1	112	6·8	14·0	20·8	4·7	0·0	0·5	1·8	2·0	127·8	14·0	6·0	149·8	0·0	0·0	0·6	0·0
C	10	540	49·2	77·8	127·0	29·3	0·0	1·7	1·1	9·8	1027·5	410·0	382·8	1830·0	134·0	6·2	8·5	0·2
D	4	201	125·5	66·0	191·5	5·3	0·0	3·7	0·0	48·8	124·2	82·5	86·2	341·8	3·5	4·0	0·1	0·5
G	3	140	27·8	8·5	36·2	5·8	0·0	11·0	1·3	1·8	116·0	65·8	89·0	272·5	44·2	13·1	0·8	0·0
H	5	165	82·1	52·8	134·9	9·3	0·0	2·2	2·5	14·5	470·2	216·0	232·0	932·8	57·2	4·0	1·9	0·0
Minch ..	1	72	35·0	1·2	36·2	8·5	0·0	50·0	9·5	0·0	1·5	4·8	13·0	19·2	10·0	0·1	6·8	0·0
Western Grounds.	5	326	166·0	92·5	258·5	14·8	0·0	2·2	1·8	88·5	415·2	179·0	227·5	910·2	53·8	4·4	1·8	0·1
Faroe ..	1	90	51·0	86·8	137·8	2·7	0·0	38·0	0·0	4·0	31·0	0·0	14·5	49·5	0·0	0·0	10·5	0·0
Iceland ..	1	48	228·5	17·5	246·0	10·0	0·0	102·0	0·0	151·0	22·5	0·0	3·0	176·5	0·0	0·0	11·0	0·0

ABERDEEN TRAWLERS.

VI ..	8	500	209·2	55·8	265·0	399·7	11·2	98·5	542·4	2·0	392·2	154·2	107·5	656·0	64·0	0·8	10·4	0·0
X	23	1450	347·0	184·0	531·0	912·3	23·1	239·8	1759·6	9·2	744·0	294·0	485·2	1532·5	511·5	4·2	27·6	0·0
XI ..	4	255	65·0	45·5	110·5	67·5	2·8	76·8	129·4	1·0	141·5	110·2	92·2	345·0	28·8	0·2	17·2	0·0
XII ..	2	188	26·0	37·5	63·5	26·2	0·0	37·7	59·6	0·5	170·8	106·2	52·2	329·8	21·2	1·5	6·5	0·0
XIII ..	9	469	162·8	224·8	387·5	78·0	2·5	36·0	148·0	60·8	332·2	35·8	72·8	501·5	37·5	0·6	15·2	0·2
XIV ..	89	6397	1437·0	1178·2	2615·2	1275·9	69·4	2249·9	3195·1	165·5	3154·5	1316·2	2213·8	6850·0	1620·2	10·6	180·6	0·4
XV ..	8	626	154·5	110·0	264·5	88·3	5·1	263·3	285·2	3·0	305·0	254·5	295·8	858·2	180·8	0·1	18·6	0·0
XVII ..	3	148	36·8	65·8	102·5	2·0	0·0	0·0	0·1	1·2	40·5	25·5	61·8	129·0	16·0	0·9	0·0	0·4
XVIII ..	30	1792	687·8	176·5	864·2	309·3	12·0	223·5	328·9	0·9	188·2	188·8	731·8	1109·6	455·8	1·1	35·8	0·0
XIX ..	4	241	56·2	21·0	77·2	19·2	0·8	19·0	9·4	0·0	129·2	118·5	158·2	406·0	59·5	0·2	2·0	0·0
XX ..	9	784	82·0	76·5	158·5	28·8	0·1	99·6	13·6	0·0	380·2	285·5	291·2	957·0	202·8	3·5	12·6	0·0
XXII ..	1	84	3·2	2·0	5·2	0·0	0·0	0·0	0·0	0·0	3·0	2·0	0·0	5·0	0·0	0·2	0·1	1·1
XXIII ..	240	7193	1235·1	1234·8	2469·9	508·5	3·0	228·9	50·4	9·2	1152·0	1136·8	4804·0	7102·0	957·8	74·1	27·9	8·5
XXIV ..	5	267	87·8	21·2	109·0	24·5	0·0	27·7	0·9	0·0	104·0	96·2	135·0	335·2	51·2	0·4	2·5	0·0
XXV ..	17	1527	195·5	123·5	319·0	40·3	0·6	84·6	2·3	0·0	1117·5	557·8	504·5	2179·8	336·5	2·5	12·6	0·0
XXVI ..	5	389	80·2	55·5	135·8	20·0	0·2	36·0	0·3	2·8	273·2	146·8	155·8	578·5	41·2	0·2	4·6	0·1
XXVII ..	4	250	90·5	53·8	144·2	14·2	0·0	16·7	1·4	4·2	317·2	63·2	112 8	497·5	41·5	1·5	5·8	0·2
XXVIII ..	15	316	46·8	148·5	195·2	10·5	0·0	1·3	0·2	0·0	35·0	31·2	194·5	260·8	32·8	6·4	1·2	2·0
XXIX ..	58	1809	192·2	366·2	558·5	48·3	0·0	17·3	0·5	0·0	381·5	251·8	993·0	1626·2	109·0	30·6	1·9	2·0
XXX ..	4	237	51·2	21·0	72·2	31·0	0·0	28·1	0·1	0·0	77·8	69·8	106·0	253·5	36·8	0·0	1·0	0·0
XXXI ..	6	504	99·2	22·2	121·5	7·0	0·0	30·6	0·1	0·2	378·0	202·0	175·2	755·5	35·5	1·5	1·5	0·0
XXXII ..	2	231	19·5	13·2	32·8	2·3	0·0	5·3	0·0	0·8	102·5	53·5	41·0	197·8	10·0	0·0	2·5	0·0
XXXV ..	2	82	9·8	6·0	15·8	2·2	0·0	1·5	0·0	0·0	34·2	21·0	31·2	86·5	8·0	0·0	0·1	0·0
XXXVI ..	1	99	21·2	5·8	27·0	2·2	0·0	0·9	0·2	3·7	23·5	16·8	100·0	144·0	16·0	0·5	0·0	0·0
C	7	272	35·4	96·0	131·4	3·0	0·0	0·0	0·3	7·2	457·2	170·0	168·0	802·5	87·8	6·9	1·4	0·1
Western Grounds.	2	104	12·8	1·8	14·5	7·3	0·0	3·8	14·2	0·0	105·0	44·0	72·5	221·5	35·5	1·0	1·5	0·0
Iceland ..	1	79	87·2	52·0	139·2	3·2	0·0	0·5	0·0	34·2	42·2	10·0	0·0	86·5	0·0	0·0	29·0	0·0

September, 1905—Totals.

Lemons.			Plaice.				Dabs.	Whitches.			Megrims.			Eel.	Skate.	Gurnard.	Catfish.	Monk.	Gross Earnings.
Large	Small.	Total.	Large.	Medium.	Small.	Total.		Large.	Small.	Total.	Large.	Small.	Total.						£ s. d.
8·8	1·2	10·0	0·5	5·5	0·0	6·0	1·0	4·6	0·0	4·6	69·0	59·8	128·8	0·0	232·0	21·0	2·0	30·0	1683 4 0
36·4	1·8	38·1	1·8	38·6	0·4	40·8	0·0	32·9	21·8	54·6	286·1	148·1	434·2	0·0	519·2	14·0	17·2	108·5	5658 0 5
1·2	0·1	1·4	0·1	2·8	0·0	2·9	0·0	2·4	0·0	2·4	45·5	15·5	61·0	0·0	35·0	0·0	2·8	20·0	555 17 4
1·1	0·0	1·1	1·8	5·0	0·0	6·8	0·0	3·5	1·0	4·5	12·0	2·2	14·2	0·0	32·0	0·0	0·8	0·0	333 1 11
2·1	1·0	3·1	6·1	39·2	14·8	60·1	8·0	16·0	11·0	27·0	78·8	42·2	121·0	0·5	81·8	0·0	0·2	33·0	1528 18 7
116·5	1·9	118·4	34·0	137·9	0·8	172·6	3·5	73·2	37·2	110·5	80·8	13·5	94·2	1·0	231·5	2·0	32·4	52·0	4541 18 5
3·5	0·0	3·5	2·8	5·0	0·0	7·8	0·0	9·2	5·0	14·2	2·5	1·0	3·5	0·0	12·0	0·0	1·0	5·0	230 10 8
3·5	0·5	4·0	0·0	0·5	0·0	0·5	0·0	3·2	1·0	4·2	0·2	0·0	0·2	0·0	11·0	0·0	0·1	3·0	41 1 7
24·8	1·0	25·8	1·1	5·1	0·0	6·2	0·0	66·2	26·5	92·8	10·2	0·0	10·2	0·0	81·8	0·0	4·8	11·5	919 5 8
5·2	0·0	5·2	0·0	2·8	0·0	2·8	0·0	17·0	7·8	24·8	1·6	0·0	1·6	0·0	5·8	0·0	1·5	5·0	377 11 0
4·5	0·0	4·5	0·5	13·5	0·0	13·5	0·0	5·5	2·0	7·5	0·5	0·0	0·5	0·0	8·0	0·0	0·2	0·0	329 14 10
743·2	224·5	967·8	6·5	181·4	31·0	218·9	93·1	171·1	66·0	237·1	48·8	3·2	52·0	2·5	756·1	88·0	73·4	395·8	10345 15 5
283·5	12·2	295·8	1·8	41·9	0·0	43·6	0·0	121·5	37·1	158·6	15·6	0·0	15·6	0·1	252·8	44·2	27·8	77·0	3876 17 7
43·2	0·0	43·2	10·4	85·1	0·1	95·6	0·0	16·6	1·5	18·1	0·2	0·0	0·2	0·0	20·2	4·0	4·1	6·0	1588 5 5
11·5	0·0	11·5	25·2	173·0	14·9	213·1	0·0	5·5	0·5	6·0	0·1	0·0	0·1	0·0	31·0	0·0	18·6	7·0	1394 17
342·1	24·0	366·1	2·6	157·1	1·4	161·1	3·5	5·4	1·1	6·5	3·5	0·0	3·5	0·2	130·5	79·2	32·2	137·8	4837 8 4
13·5	0·5	14·0	2·4	20·5	0·2	23·1	0·0	10·8	0·2	11·0	0·0	0·0	0·0	0·0	16·5	0·0	3·1	2·0	824 5 2
4·2	0·0	4·2	1·0	11·5	0·2	12·8	0·0	2·4	0·0	2·4	0·0	0·0	0·0	0·0	0·5	0·0	0·0	0·0	308 12 2
3·0	0·1	3·1	0·1	5·5	0·0	5·6	0·0	0·4	0·0	0·4	0·0	0·0	0·0	0·0	1·0	0·0	0·5	0·2	355 13 0
1·0	0·0	1·0	0·0	2·0	0·0	2·0	0·0	0·2	0·0	0·2	0·0	0·0	0·0	0·0	0·0	0·5	0·2	0·0	51 14 6
1·2	0·0	1·2	0·8	2·5	2·8	6·0	0·0	1·8	0·0	1·8	0·0	0·0	0·0	0·0	0·2	0·0	0·2	0·0	107 5 5
0·2	0·0	0·2	4·0	14·5	3·5	22·0	0·0	0·0	0·0	0·0	0·0	0·0	0·0	0·0	3·0	0·0	1·0	0·0	152 8 0
1·5	5·8	7·2	1·5	13·5	0·5	15·5	3·0	0·5	0·0	0·5	6·9	2·8	9·6	1·1	112·0	3·5	0·0	3·0	1316 4 7
1·6	0·0	1·6	5·0	73·0	19·2	97·2	15·0	0·0	0·0	0·0	0·0	0·0	0·0	1·4	47·0	0·0	0·0	0·0	538 7 4
0·5	0·0	0·5	0·0	3·5	0·0	3·5	0·0	1·2	0·8	2·0	0·2	0·0	0·2	0·0	120·0	16·0	0·1	0·0	270 8 3
0·4	3·0	3·4	0·1	22·1	0·0	22·2	1·0	0·0	0·0	0·0	2·0	0·0	2·0	0·4	18·5	0·0	0·0	0·0	816 16 1
0·2	0·0	0·2	0·0	1·0	0·0	1·0	0·0	7·2	5·0	12·2	2·8	2·0	4·8	3·5	12·0	2·0	0·0	9·0	77 16 6
1·9	1·1	3·0	1·1	15·5	0·2	16·9	2·0	1·2	0·5	1·8	0·5	0·0	0·5	0·5	67·5	0·0	0·2	0·5	825 8 3
6·0	0·8	6·8	5·0	1·0	0·0	6·0	0·0	0·0	0·0	0·0	0·0	0·0	0·0	0·0	1·0	0·0	0·5	0·0	118 18 3
1·0	0·0	1·0	1·5	3·8	0·0	5·2	0·0	0·8	0·0	0·8	0·0	0·0	0·0	0·0	7·0	0·0	1·5	0·0	183 9 9

October, 1905—Totals.

2·9	0·5	3·4	1·0	1·2	0·0	2·2	0·0	5·0	1·0	6·0	44·2	38·2	82·5	0·0	170·0	1·0	1·5	47·0	1037 18 10
16·1	2·4	18·5	17·2	85·4	0·5	103·1	15·2	11·4	12·8	24·1	191·8	62·0	253·8	0·1	346·0	26·0	4·4	121·8	3789 13 4
1·0	0·0	1·0	4·2	2·2	0·0	6·5	0·0	8·5	3·5	12·0	6·2	3·8	10·0	0·0	22·0	0·0	0·8	5·2	542 1 2
2·0	0·0	2·0	2·5	5·2	0·0	7·8	0·0	6·0	0·0	6·0	2·0	0·1	2·1	0·0	23·0	0·0	1·0	2·5	452 3 10
2·9	0·0	2·9	6·2	36·4	4·5	47·1	3·0	16·0	9·5	25·5	59·5	27·0	86·5	1·0	69·5	0·0	0·5	19·2	1045 1 7
231·9	7·4	239·2	104·5	552·2	11·0	667·8	3·2	170·4	85·5	255·9	250·5	39·8	290·2	1·8	571·5	68·5	57·8	241·0	13460 7 0
7·6	0·0	7·6	5·0	10·9	0·0	15·9	0·0	44·8	16·2	61·0	6·9	1·2	8·1	0·0	32·2	0·0	3·8	15·5	1359 2 9
2·0	0·8	2·8	1·0	7·8	0·2	9·0	1·2	0·1	0·0	0·1	0·0	0·0	0·0	0·4	21·2	6·0	0·0	4·0	189 19 0
20·6	1·0	21·6	0·2	5·5	0·0	5·8	0·0	224·2	126·8	351·0	180·0	18·5	198·5	0·1	221·0	1·0	5·5	132·0	2633 2 3
4·8	0·0	4·8	0·1	2·1	0·0	2·2	0·0	11·0	6·0	17·0	2·0	0·0	2·0	0·0	9·0	0·0	1·2	1·5	499 2 9
13·2	0·0	13·2	5·9	56·8	2·1	64·8	4·0	17·4	1·9	19·2	1·0	0·0	1·0	0·1	53·0	1 0	2·0	7·0	1169 2 0
0·8	0·2	1·0	5·8	25·2	68·0	99·0	5·2	0·2	0·0	0·2	0·0	0·0	0·0	0·0	6·0	0·0	0·0	0·0	151 15 6
539·4	214·1	753·5	43·6	161·0	30·8	235·4	95·5	118·1	49·5	167·6	37·4	2·8	40·1	4·9	563·8	138·8	56·2	368·1	9168 17 4
12·2	0·0	12·2	0·5	3·5	0·0	4·0	0·0	10·9	4·2	15·1	0·5	0·0	0·5	0·0	23·0	0·0	1·8	7·5	445 2 5
14·0	1·2	15·2	6·4	77·8	0·0	84·1	0·0	17·4	2·1	19·5	0·0	0·0	0·0	0·0	60·8	1·0	4·8	8·8	2563 1 11
9·1	0·0	9·1	3·4	22·8	0·6	26·8	0·0	2·2	0·0	2·2	0·0	0·0	0·0	0·0	10·8	1·5	4·5	1·5	826 10 10
4·2	0·2	4·5	5·1	35·8	0·8	41 6	0·0	3·2	1·0	4·2	0·0	0·0	0·0	0·0	10·5	0·0	3·8	0·2	660 3 7
30·5	11·0	41·5	0·4	26·6	4·4	31·4	6·9	0·0	0·0	0·0	0·8	0·0	0·8	0·6	19·6	12·0	5·9	18·2	474 16 6
155·6	28·8	184·4	1·8	72·8	4·4	78·9	22·0	5·0	2·0	7·0	9·0	0·2	9·2	1·0	80·6	153·5	19·6	67·5	2092 8 6
4·0	0·0	4·0	0·0	1·2	0·0	1·2	0·0	5·8	0·2	6·0	0·0	0·0	0·0	0·0	3·2	0·0	1·2	1·0	333 19 11
7·2	0·1	7·4	2·9	25·0	0·1	28·0	0·0	2·8	0·0	2·8	0·0	0·0	0·0	0·0	4·2	0·0	0·5	1·5	942 15 2
1·9	0·0	1·9	1·2	8·0	0·0	9·2	0·0	1·2	0·0	1·2	0·0	0·0	0·0	0·0	4·5	0·0	0·5	0·0	253 14 9
2·0	0·0	2·0	0·5	1·5	0·0	2·0	0·0	1·2	0·0	1·2	0·0	0·0	0·0	0·0	3·5	0·0	0·0	0·0	123 4 9
0·5	0·0	0·5	0·0	0·5	0·0	0·5	6·2	0·0	0·0	0·0	0·0	0·0	0·0	0·0	0·0	0·0	0·0	0·0	118 18 6
0·5	2·8	3·2	0·8	13·5	1·5	15·8	2·8	0·1	0·0	0·1	0·1	0·0	0·1	0·9	86·0	0·0	0·0	0·0	1064 13 10
0·0	0·5	0·5	0·0	1·2	0·0	1·2	1·5	4·5	7·0	11·5	6·8	2·0	8·8	1·5	31·5	0·5	0·0	7·0	366 6 6
1·8	0·0	1·8	5·0	15·0	58·0	78·0	24·0	0·8	1·5	2·2	0·0	0·0	0·0	0·0	4·5	0·0	0·1	0·0	177 14 0

Aberdeen Trawlers.

Area.	Trips.	Hours.	Cod.	Codling.	Total.	Ling.	Tusk.	Saithe.	Hake.	Haddocks.						Whiting.	Turbot.	Halibut.	Brill.
										E. Large	Large.	Medium.	Small.	Chats.	Total.				
VIII ..	1	32	10·2	3·8	14·0	32·8	1·5	39·5	19·3	0·1	43·2	13·0	4·0	0·0	60·4	4·5	0·0	2·2	0·0
X	11	797	203·5	76·0	279·5	148·5	8·5	65·9	191·6	3·0	286·0	137·0	346·0	2·0	774·0	253·0	1·9	12·1	0·0
XI.. ..	31	2640	563·5	434·8	998·2	601·8	25·4	815·8	798·3	7·5	1457·5	847·0	792·0	0·0	3104·0	528·2	2·2	64·9	0·1
XII ..	78	6334	792·5	861·5	1654·0	1278·2	32·9	1603·6	1109·1	14·4	5846·8	2863·0	1974·8	23·0	10721·9	831·2	19·1	170·9	0·0
XIII ..	5	293	146·2	27·2	173·5	87·5	3·0	44·0	181·7	6·2	60·2	22·0	59·8	0·0	148·2	107·8	0·0	12·6	0·0
XIV ..	15	1113	228·5	170·2	398·8	128·7	9·4	301·7	450·7	15·2	337·0	241·5	417·0	4·8	1015·5	358·2	2·2	20·4	0·0
XV ..	27	2204	506·2	425·2	931·5	402·5	17·8	636·5	519·3	2·5	984·8	757·8	888·2	11·8	2645·0	649·8	0·8	51·6	0·0
XVI ..	14	1233	180·2	188·5	368·8	231·3	9·0	213·8	217·5	1·0	778·8	531·0	497·5	2·2	1810·5	170·0	0·8	33·0	0·0
XVIII ..	22	1340	403·8	227·2	631·0	163·0	8·4	227·6	213·6	0·8	155·5	160·0	426·8	43·8	786·8	347·5	1·9	33·4	0·0
XIX ..	7	504	147·0	49·5	196·5	30·7	1·4	22·4	19·4	0·0	87·2	73·0	173·5	36·8	370·5	138·0	0·2	8·2	0·0
XX ..	7	651	68·8	37·8	106·5	22·0	1·2	22·0	10·4	0·2	330·8	180·2	196·5	8·5	716·2	121·0	1·0	5·0	0·0
XXII ..	1	40	9·8	1·8	11·5	2·0	0·1	0·0	0·0	0·0	4·2	11·0	37·0	0·0	52·2	7·0	0·0	0·0	0·0
XXIII ..	176	5258	700·9	1128·5	1829·4	210·2	1·2	36·3	21·8	10·2	775·0	499·9	1136·0	1480·5	3901·6	761·5	64·6	11·4	5·5
XXIV ..	3	155	67·0	20·8	87·8	13·2	1·8	10·0	14·5	0·5	17·2	14·2	40·0	0·0	72·0	25·5	0·0	7·2	0·0
XXV ..	11	826	81·2	43·2	124·5	16·5	0·5	18·3	3·0	0·0	519·2	261·8	262·5	62·5	1106·0	103·8	1·9	5·0	0·1
XXVI ..	5	422	51·8	33·8	85·5	18·0	0·4	10·2	1·8	1·8	241·5	92·2	69·0	14·5	419·0	41·8	1·0	4·6	0·2
XXVII ..	2	185	32·8	16·2	49·0	7·8	0·0	3·6	2·3	2·2	106·0	27·2	70·0	0·0	205·5	15·0	1·4	0·5	0·1
XXVIII ..	13	380	71·5	157·2	228·8	16·5	0·0	0·5	0·3	1·5	29·0	17·8	51·0	100·0	199·2	28·8	5·2	0·9	1·9
XXIX ..	22	612	44·5	105·8	150·2	12·2	0·0	1·2	0·1	0·5	151·8	78·2	168·2	120·2	519·0	43·5	6·6	1·9	8·0
XXX ..	6	371	60·0	37·0	97·0	30·8	0·1	8·8	1·2	0·0	149·2	76·8	110·0	62·8	398·8	55·0	0·4	2·5	0·0
XXXI ..	8	631	136·0	39·2	175·2	10·2	0·0	22·3	0·1	6·2	572·2	212·2	169·8	0·0	960·5	51·8	0·5	4·0	0·0
XXXIV ..	1	24	1·8	1·5	3·2	0·2	0·0	0·0	0·1	0·0	25·2	5·8	18·0	0·0	49·0	1·2	0·0	0·0	0·0
XXXVI ..	1	105	16·0	9·0	25·0	1·0	0·1	4·5	2·8	0·0	37·5	24·0	20·0	12·0	93·5	14·5	0·8	0·6	0·0
C	7	265	61·5	52·5	114·0	2·5	0·2	0·3	2·4	27·2	377·2	121·5	151·0	0·0	677·0	121·8	4·6	2·1	0·2
D	2	109	17·5	26·8	44·2	1·2	0·0	0·0	0·1	2·5	175·8	75·8	57·8	0·0	311·8	10·8	0·5	1·5	0·0
I	1	80	13·2	0·0	13·2	9·2	0·0	3·1	0·0	0·5	1·0	1·5	0·0	0·0	3·0	0·0	0·0	0·0	0·0
Barra Head.	1	68	26·5	12·0	38·5	42·0	1·2	25·0	91·0	1·0	49·0	20·0	26·0	0·0	96·0	19·0	0·0	0·2	0·0
Western Grounds.	14	820	264·0	140·8	404·8	89·6	3·1	65·8	62·5	38·2	572·8	264·0	274·0	28·5	1177·5	138·0	9·1	12·4	0·1
Faroe ..	1	23	48·0	48·0	96·0	1·2	0·0	17·0	0·0	63·0	16·0	9·2	13·0	0·0	101·2	1·0	0·0	6·2	0·0

Aberdeen Trawlers.

X	22	1326	490·0	152·0	642·0	247·5	8·6	102·3	184·3	10·8	839·2	286·2	518·0	57·5	1711·8	720·8	5·4	44 5	0·1
XI.. ..	12	901	175·0	169·0	344·0	178·3	11·5	116·0	148·6	3·8	363·0	306·8	348·0	11·0	1032·5	300·0	0·4	16·0	0·0
XII ..	36	2291	239·2	261·0	550·2	353·7	10·4	483·6	290·9	4·0	1635·0	902·0	666·0	43·5	3250·5	398·8	8·0	56·8	0·0
XIV ..	12	875	154·8	193·2	348·0	113·7	11·0	142·2	111·0	2·2	268·5	193·2	268·8	5·2	738·0	426·0	0·4	16·5	0·0
XV ..	30	2527	412·0	448·8	860·8	208·7	14·2	206·3	169·0	4·6	913·0	699·2	904·2	15·8	2536·9	866·0	0·2	47·9	0·0
XVI ..	8	592	124·5	77·8	202·2	39·3	2·8	40·6	13·6	1·2	350·5	274·2	285·5	10·8	922·2	148·2	0·4	10·5	0·0
XVII ..	24	889	257·5	219·2	476·8	16·1	0·0	3·8	0·7	1·0	279·2	228·8	401·8	183·5	1094·2	106·8	8·6	4·9	4·4
XVIII ..	5	177	48·8	37·2	86·0	12·2	1·2	37·8	2·3	0·0	53·2	45·2	76·2	27·2	202·0	41·5	0·8	1·4	0·4
XIX ..	60	4649	1037·1	590·8	1627·9	209·0	16·1	349·1	82·0	4·6	1912·2	1265·2	1676·8	88·8	4947·6	1148·5	2·9	56·8	0·0
XX ..	29	2145	346·8	138·8	485·5	94·3	5·9	70·5	9·4	0·0	1479·5	949·0	801·8	102·5	3332·8	515·8	2·6	23·1	0·0
XXII ..	2	111	16·0	7·2	23·2	2·2	0·0	0·4	0·1	0·0	10·8	14·8	20·5	0·0	46·0	7·8	0·9	0·2	0·0
XXIII ..	195	4440	618·0	716·1	1334·1	170·8	0·1	64·4	1·0	0·8	391·2	351·8	741·0	2017·5	3502·2	622·5	53·8	11·9	6·4
XXIV ..	3	220	45·0	28·2	73·2	7·2	0·5	8·9	0·1	0·0	93·0	62·0	81·5	0·0	236·5	41·2	0·0	3·1	0·0
XXV ..	11	821	118·0	54·2	172·2	18·7	0·4	19·9	0·5	0·1	528·2	335·0	326·5	45·5	1235·4	95·8	1·1	9·8	0·1
XXVI ..	3	232	39·0	19·0	58·0	23·5	0·0	9·0	0·0	0·2	197·0	124·5	96·0	0·0	417·8	23·8	0·9	4·2	0·5
XXVII ..	1	54	18·5	5·8	24·2	7·5	0·0	1·0	0·2	1·0	45·8	34·5	11·0	0·0	92·2	2·0	1·5	2·2	0·1
XXVIII ..	2	51	14·0	19·5	33·5	0·8	0·0	0·5	0·0	0·5	2·5	0·5	0·8	6·2	10·5	2·0	0·1	0·2	0·6
XXIX ..	12	277	65·2	88·8	154·0	16·0	0·0	2·0	0·1	0·0	26·5	13·5	24·2	84·0	148·2	24·1	1·4	0·5	0·9
XXX ..	3	273	16·2	13·0	29·2	10·5	0·0	3·2	0·0	0·0	98·2	83·0	107·5	11·8	300·5	27·2	0·0	1·0	0·0
XXXI ..	3	265	78·8	47·5	126·2	29·7	0·1	8·2	0·1	1·0	197·0	130·5	137·0	7·2	471·8	50·8	0·1	4·2	0·0
U	18	422	581·1	270·2	851·4	8·3	0·0	3·3	2·3	95·2	963·2	217·8	155·0	4·8	1436·0	103·9	2·9	7·9	0·0
D	8	237	118·8	120·2	239·0	10·0	0·0	2·0	2·5	14·8	360·0	135·2	108·8	11·5	630·2	25·2	2·1	3·1	0·4
G	1	45	9·0	8·2	17·2	0·0	0·0	0·5	0·6	6·0	70·5	35·8	20·0	0·0	132·2	29·0	0·4	0·5	0·0
I	1	60	17·5	1·0	18·5	7·3	0·0	0·7	4·7	0·0	1·0	0·8	0·5	0·0	2·2	2·2	0·1	0·0	0·0
Minch ..	3	103	97·8	37·5	136·2	14·5	0·0	13·8	9·2	2·2	42·5	38·0	58·5	0·0	141·2	18·2	0·2	1·2	0·0
Western Grounds.	15	706	511·6	203·5	715·1	59·3	0·0	74·6	55·3	31·0	704·8	300·0	320·0	25·5	1381·2	430·5	8·7	19·5	0·1
Faroe ..	1	13	13·25	77·8	91·0	0·3	0·0	0·0	0·0	2·5	11·0	2·0	22·8	0·0	38·2	0·0	0·0	5·5	0·0

November, 1905—Totals.

Lemons.			Plaice.				Dabs.	Whitches.			Megrims.			Eel.	Skate.	Gurnard.	Catfish.	Monk.	Gross Earnings.
Large.	Small.	Total.	Large.	Medium.	Small.	Total.		Large.	Small.	Total.	Large.	Small.	Total.						£ s. d.
0·0	0·0	0·0	0·0	0·0	0·0	0·0	0·0	0·0	0·0	0·0	3·1	0·5	3·6	0·0	5·0	0·0	0·5	3·0	110 19 0
6·4	0·2	6·6	16·4	43·4	1·0	60·8	0·0	7·8	6·0	13·8	40·8	15·2	56·0	0·0	135·0	32·2	5·2	43·0	1234 2 1
7·6	0·0	7·6	15·6	25·1	0·0	40·8	0·0	144·9	65·8	210·6	49·5	11·4	60·9	0·0	210·0	0·0	11·8	86·5	4449 13 6
18·0	0·0	18·0	72·5	97·0	0·0	169·5	0·0	153·4	11·6	165·0	135·6	10·5	146·1	0·2	504·0	10·0	18·1	242·0	11614 18 0
0·0	0·0	0·0	2·0	6·9	0·0	8·9	0·0	14·9	19·5	34·4	51·8	18·0	69·8	2·5	62·5	0·0	0·0	30·0	533 9 8
5·6	0·5	6·1	7·5	14·1	0·0	21·6	0·0	57·4	37·4	94·8	20·5	2·2	22·8	0·5	105·5	17·0	10·2	46·0	1834 2 6
9·6	0·0	9·6	5·8	15·2	0·0	21·0	0·5	157·2	53·8	211·0	26·0	2·8	28·8	0·0	138·8	0·0	8·5	46·8	3635 18 2
3·6	0·1	3·8	5·6	9·5	0·0	15·1	0·0	34·2	14·4	48·6	18·4	2·0	20·4	0·0	82·0	0·0	3·0	32·5	1996 12 9
15·5	1·5	17·0	0·5	2·1	0·5	3·1	0·0	158·0	94·8	252·8	43·5	8·5	52·0	0·5	132·0	1·5	4·0	118·5	1788 10 5
1·6	0·0	1·6	0·8	3·6	0·0	4·4	0·0	42·8	18·8	61·5	2·8	0·0	2·8	0·0	56·0	0·0	0·1	18·0	516 18 2
4·5	0·0	4·5	2·5	24·1	0·8	27·4	0·0	17·0	3·5	20·5	1·1	0·0	1·1	0·0	34·0	0·0	2·8	10·0	805 10 9
0·8	0·2	1·0	0·0	0·0	0·0	0·0	0·0	9·0	1·5	10·5	1·0	0·0	1·0	0·0	10·0	0·2	0·5	4·0	43 17 9
340·9	134·5	475·4	4·0	145·6	21·9	171·5	45·1	25·0	12·8	37·8	14·1	0·6	14·8	5·8	281·0	67·1	48·9	244·8	5418 12 0
0·5	0·0	0·5	0·0	0·0	0·0	0·0	0·0	24·8	7·5	32·2	1·9	1·5	3·4	0·0	22·0	6·0	0·0	15·0	228 3 0
9·1	0·0	9·1	3·5	40·1	1·6	45·2	0·0	11·8	2·5	14·2	0·0	0·0	0·0	0·0	19·8	0·0	2·8	6·0	1138 2 10
3·0	0·0	3·0	7·2	35·2	0·0	42·5	0·0	0·8	0·0	0·8	0·0	0·0	0·0	0·0	18·5	3·2	3·5	4·2	569 11 2
1·5	0·0	1·5	1·8	5·2	2·2	9·2	0·0	1·2	0·0	1·2	0·0	0·0	0·0	0·0	1·1	0·0	1·0	0·5	210 18 4
27·2	10·9	38·1	0·0	23·8	4·0	27·8	2·5	0·0	0·0	0·0	1·2	0·0	1·2	1·1	12·0	1·8	10·2	7·8	437 11 3
35·4	9·9	45·2	0·4	19·4	0·4	20·1	3·0	0·9	0·0	0·9	3·4	0·5	3·9	0·1	35·9	12·2	5·8	25·0	630 5 0
7·4	0·0	7·4	0·0	2·5	0·0	2·5	0·0	11·5	0·5	12·0	0·0	0·0	0·0	0·0	9·8	0·2	4·6	6·5	426 6 9
9·5	0·0	9·5	3·2	22·0	0·2	25·5	0·0	6·2	0·0	6·2	0·0	0·0	0·0	0·0	4·0	0·0	2·8	2·5	1132 6 1
0·2	0·0	0·2	0·0	0·1	0·0	0·1	0·0	0·0	0·0	0·0	0·0	0·0	0·0	0·0	0·8	0·5	0·1	0·5	41 3 6
0·5	0·0	0·5	0·5	3·5	0·0	4·0	1·0	2·5	2·0	4·5	0·0	0·0	0·0	0·0	5·0	0·0	0·0	2·0	110 10 3
1·2	0·4	1·6	2·4	24·1	0·9	27·4	2·2	0·0	0·0	0·0	0·9	1·0	1·9	1·8	65·0	12·2	2·5	3·0	793 3 0
1·2	1·2	2·5	0·0	0·5	0·0	0·5	0·0	0·0	0·0	0·0	0·1	0·0	0·1	0·0	6·0	13·0	0·0	3·0	377 7 0
0·0	0·0	0·0	0·0	0·0	0·0	0·0	0·0	27·0	25·0	52·0	3·2	0·0	3·2	16·0	21·0	0·0	0·0	12·8	77 9 10
0·0	0·0	0·0	0·0	0·0	0·0	0·0	0·0	0·5	0·0	0·5	21·0	8·5	29·5	0·0	35·0	0·0	0·0	10·0	189 18 9
4·2	0·2	4·5	6·5	35·5	3·0	45·0	4·5	22·1	15·5	37·6	30·5	15·8	46·2	1·9	187·5	14·5	0·8	33·5	1548 19 2
0·8	0·0	0·8	0·0	0·1	0·0	0·1	0·5	0·0	0·0	0·0	0·8	0·2	1·0	0·0	4·0	0·0	0·0	4·0	121 3 2

December, 1905—Totals.

6·1	0·2	6·4	24·9	94·5	5·8	125·1	1·2	18·0	23·2	41·2	79·9	39·5	119·4	0·1	311·8	25·8	5·6	75·8	2870 0 2
3·4	0·0	3·4	4·0	7·6	0·0	11·6	0·0	36·1	16·5	52·6	24·2	9·2	33·5	0·0	78·5	0·0	1·5	33·5	1524 17 6
9·8	0·0	9·8	13·6	24·0	0·0	37·6	0·0	49·5	21·5	71·0	53·0	8·6	61·6	0·0	154·0	16·0	3·2	74·0	4837 16 4
2·9	0·0	2·9	0·8	1·0	0·0	1·8	0·0	47·9	19·0	66·9	21·5	6·2	27·8	0·0	55·0	0·0	5·2	41·5	1497 8 8
7·2	0·2	7·5	2·0	6·0	0·0	8·0	0·0	152·2	60·0	212·2	18·9	2·8	21·6	0 0	94·4	0·2	7·5	78·2	4034 14 3
1·8	0·0	1·8	1·9	3·4	0·0	5·2	0·0	42·0	12·0	54·0	3·8	0·0	3·8	0·0	13·8	0·0	1·0	13·5	1012 16 10
47·2	14·8	62·0	9·8	39·2	0·0	49·0	5·0	8·2	1·1	9·4	6·1	0·0	6·1	2·6	69·0	11·0	2·2	60·5	1541 13 9
4·2	1·2	5·5	0·5	6·5	0·0	7·0	0·0	7·8	4·2	12·0	7·9	2·5	10·4	0·4	13·0	0·0	0·6	14·8	312 8 0
17·2	0·1	17·4	1·6	5·8	0·0	7·4	0·0	371·5	148·8	520·2	10·9	1·8	12·6	0·1	117·5	1·6	9·4	171·0	6512 2 9
9·1	0·4	9·5	8·0	37·4	0·0	45·4	0·0	78·2	14·4	92·6	3·8	0·0	3·8	0·0	69·0	0·0	6·1	55·4	3294 14 3
2·0	0·8	2·8	0·8	1·5	0·0	2·2	0·0	2·2	0·5	2·8	1·0	0·0	1·0	0·2	4·5	0·0	0·1	6·0	62 4 6
130·2	61·9	192·1	2·9	131·5	27·1	161·5	36·1	19·8	6·0	25·8	36·0	2·5	38·5	4·3	276·4	36·9	26·2	236·5	4663 17 5
2·4	0·0	2·4	0·0	0·2	0·0	0·2	0·2	18·5	2·5	21·0	0·0	0·0	0·0	0·0	22·8	0·0	1·8	5·0	259 18 1
8·2	0·4	8·6	3·6	19·6	0·0	23·2	0·0	22·0	1·2	23·2	2·0	0·0	2·0	0·0	17·5	3·0	2·0	9·2	1534 14 7
3·0	0·0	3·0	9·1	32·8	0·0	41·9	0·0	2·8	0·0	2·8	0·0	0·0	0·0	0·0	14·0	0·0	3·2	1·0	598 5 4
0·5	0·0	0·5	1·0	4·5	0·0	5·5	0·0	0·8	0·0	0·8	0·0	0·0	0·0	0·0	3·0	0·0	0·1	3·0	109 19 4
2·2	0·0	2·2	0·5	3·6	1·0	5·1	0·0	0·0	0·0	0·0	0·0	0·0	0·0	0·5	2·2	0·0	2·1	0·0	57 6 9
14·4	1·8	16·1	0·4	12·6	0·2	13·2	3·0	0·1	0·0	0·1	3·6	0·0	3·6	0·4	17·2	0·0	9·6	11·8	344 18 1
1·0	0·0	1·0	0·0	0·0	0·0	0·0	0·0	11·8	1·5	13·2	0·0	0·0	0·0	0·0	3·0	0·0	1·8	4·2	316 16 0
5·0	0·1	5·1	0·0	0·8	0·0	0·8	0·0	11·5	0·2	11·8	0·0	0·0	0·0	0·0	7·0	0·0	3·0	2·0	560 16 1
4·9	0·2	5·1	13·1	58·0	0·0	71·1	5·2	0·5	2·0	2·5	2·1	2·5	4·6	0·9	35·5	10·8	0·1	6·2	2396 13 9
2·9	0·9	3·8	6·0	24·0	3·5	33·5	11·2	0·5	0·5	1·0	1·2	0·2	1·5	1·0	33·5	4·0	0·2	7·5	841 8 3
0·0	0·0	0·0	0·0	1·0	0·0	1·0	2·0	0·0	0·0	0·0	0·0	0·0	0·0	0·0	9·0	0·0	0·0	0·0	122 0 3
0·0	0·0	0·0	0·0	0·0	0·0	0·0	0·0	21·0	20·0	41·0	4·0	3·5	7·5	9·0	53·0	0·0	0·0	14·0	78 1 3
0·8	0·0	0·8	1·2	7·0	1·8	10·0	2·2	6·0	18·0	24·0	16·8	10·0	26·8	4·2	36·0	0·0	0·0	4·2	281 13 7
1·6	0·0	1·6	10·0	59·0	15·2	84·2	11·0	15·8	49·8	65·5	24·1	15·0	39·1	18·0	166·5	32·5	0·0	37·0	2065 5 2
1·5	0·5	2·0	0·0	0·0	0·0	0·0	0·0	0·0	0·0	0·0	0·0	0·0	0·0	0·0	0·2	0·0	0·0	0·0	77 3 6

Aberdeen Trawlers.

Area.	Trips.	Hours.	Cod.	Codling.	Total.	Ling.	Tusk.	Saithe.	Hake.	Haddock.						Whiting.	Turbot.	Halibut.	Brill.
										Extra Large.	Large.	Medium.	Small.	Extra Small.	Total.				
VII ..	1	40	6·8	7·5	14·3	33·2	2·0	41·9	3·8	0·0	24·8	15·0	9·0	0·0	48·8	13·8	0·1	1·3	0·0
X	9	596	312·0	88·5	400·5	128·5	4·5	129·9	64·5	4·8	280·5	79·8	181·0	0·0	546·0	147·0	4·4	20·5	0·0
XI ..	3	275	31·3	40·5	71·8	12·7	3·3	19·1	0·2	0·0	133·0	118·5	137·5	0·0	389·0	68·3	1·5	7·1	0·0
XII ..	8	658	68·8	65·5	134·3	78·7	3·0	111·1	6·8	2·3	558·5	267·3	163·8	0·0	991·9	99·0	8·6	26·8	0·0
XIII ..	3	179	117·0	29·8	146·8	27·5	1·5	23·7	3·6	0·5	52·0	31·3	39·3	17·8	140·9	45·0	0·3	5·3	0·3
XIV ..	17	1189	204·0	267·3	471·3	121·3	12·3	174·4	15·4	13·8	436·5	251·0	365·5	57·8	1124·5	682·3	0·6	28·5	0·0
XV ..	25	2239	327·3	411·0	738·3	176·7	16·4	326·0	21·2	6·4	846·3	631·8	787·3	16·0	2287·6	955·3	1·6	28·1	0·0
XVI ..	5	462	44·8	19·5	64·3	10·3	0·5	14·3	1·4	3·0	223·5	138·0	113·5	5·8	483·8	109·0	0·0	5·1	0·0
XVII ..	9	247	251·0	61·3	315·3	6·3	0·0	6·5	0·1	2·0	67·3	52·8	108·3	30·0	260·8	21·8	1·8	3·3	0·5
XVIII	6	373	77·3	35·0	112·3	25·2	1·0	15·1	2·0	0·0	53·3	53·0	101·3	38·0	246·0	63·8	0·5	3·6	0·0
XIX ..	84	7088	1112·3	892·8	2005·0	348·3	33·5	408·8	21·6	17·8	3062·5	2113·8	2495·3	117·3	7806·5	2137·8	1·4	97·3	0·1
XX ..	42	3275	512·5	250·8	762·8	161·5	10·5	193·0	7·3	10·3	1950·0	1245·5	1124·3	71·0	4401·0	854·3	1·4	40·4	0·5
XXII ..	1	9	3·3	2·0	5·3	0·0	0·0	0·1	0·0	0·0	2·5	3·8	6·8	26·5	39·5	2·5	0·3	0·1	0·0
XXIII ..	107	2663	270·8	451·0	721·8	75·5	0·0	14·1	0·7	0·0	162·5	142·5	284·0	1241·3	1830·3	307·6	28·5	7·1	9·8
XXIV ..	1	70	11·0	6·0	17·0	3·7	0·3	2·0	0·1	0·5	27·8	16·0	20·0	6·8	71·0	14·0	0·0	0·3	0·0
XXV ..	2	181	37·0	19·0	56·0	7·5	0·0	2·2	0·0	0·8	154·8	99·0	113·0	0·0	367·5	62·0	0·1	3·3	0·0
XXVI ..	3	265	37·0	20·8	57·3	14·2	0·0	3·6	0·0	6·0	125·0	84·0	44·8	51·5	311·3	20·3	1·1	4·5	0·8
XXVIII ..	18	405	30·8	75·5	106·3	5·2	0·0	0·8	0·0	0·0	13·5	10·0	7·5	101·8	132·8	15·8	3·1	1·3	4·6
XXIX ..	11	298	18·3	32·3	50·5	9·8	0·0	0·5	0·0	0·0	14·5	8·5	19·0	82·8	124·8	12·5	4·1	0·0	0·1
XXX ..	1	86	8·3	6·5	14·8	1·2	0·0	6·2	0·0	0·0	25·0	20·5	18·0	0·0	63·5	7·3	0·0	0·3	0·0
C	15	349	781·3	344·5	1125·8	8·8	0·0	10·8	8·6	79·0	767·0	92·0	53·0	0·0	991·0	26·5	5·4	13·6	0·0
D	10	351	254·0	277·0	531·0	25·5	0·1	8·8	0·0	31·0	337·0	81·8	71·3	4·0	525·0	5·8	6·5	6·4	0·1
K	2	39	38·0	4·8	42·8	33·3	0·0	3·3	4·0	0·5	2·3	2·8	5·0	0·0	10·5	2·0	2·3	1·5	0·0
L	1	48	17·0	2·5	19·5	3·5	0·0	1·5	3·0	1·0	1·5	1·3	1·3	0·0	5·0	0·8	0·1	0·0	0·1
Faroe ..	5	201	255·8	726·0	981·8	8·2	3·3	62·0	0·0	86·0	163·8	0·0	52·3	0·0	302·0	0·0	0·0	36·5	0·0
Iceland ..	4	302	2711·8	96·5	2808·3	156·5	0·0	182·4	0·0	468·0	0·0	0·0	0·0	0·0	468·0	0·0	0·0	15·3	0·0

Aberdeen Trawlers.

VI ..	1	60	7·8	5·5	13·3	9·2	2·0	12·4	4·7	0·0	11·0	5·0	6·3	0·0	22·3	10·8	0·0	0·1	0·0
VII ..	1	103	11·3	10·0	21·3	24·2	1·5	50·0	1·5	1·0	52·5	32·0	26·8	0·0	112·3	38·8	0·9	3·0	0·0
X	19	808	377·8	357·0	734·8	106·3	1·5	156·3	12·3	37·3	820·3	155·3	195·0	0·8	1208·5	174·8	4·6	31·8	0·0
XI ..	4	286	63·0	45·3	108·3	50·0	1·5	34·0	3·8	2·8	92·5	72·5	103·8	9·0	280·5	147·5	0·4	5·0	0·0
XII ..	4	218	29·3	38·8	68·0	27·2	1·5	107·0	0·9	0·8	130·3	97·8	79·5	5·0	313·3	57·8	0·3	7·0	0·0
XIII ..	1	32	18·0	2·8	20·8	0·5	0·3	1·5	0·0	0·5	4·0	2·8	12·0	1·0	20·3	4·5	0·5	0·8	0·1
XIV ..	41	2570	368·0	347·7	715·7	295·0	23·9	287·2	7·5	47·0	935·0	520·5	887·3	171·8	2561·5	1549·3	2·3	38·0	0·0
XV ..	30	2223	253·3	413·0	666·3	216·3	15·6	435·0	10·0	24·3	956·0	659·0	712·3	107·8	2459·3	793·3	0·3	52·6	0·0
XVI ..	6	345	52·0	58·8	110·8	49·3	3·5	68·9	0·7	4·0	195·8	117·8	137·3	12·0	466·8	108·0	0·1	7·3	0·0
XVII ..	11	398	384·5	45·3	429·8	8·8	0·0	3·2	0·0	0·3	42·8	47·0	103·3	58·8	252·0	19·3	3·4	2·6	1·1
XVIII ..	7	381	91·3	33·0	124·3	35·3	2·0	10·2	0·8	2·3	71·5	62·0	228·8	21·5	386·0	127·8	0·1	5·1	0·0
XIX ..	33	2557	432·8	258·3	691·0	134·8	7·9	299·5	3·4	71·0	1219·5	774·5	949·3	249·3	3263·5	511·8	1·1	28·4	0·3
XX ..	48	3365	1019·3	215·3	1234·5	235·2	6·3	236·3	0·4	187·0	2687·3	1648·8	1426·0	169·3	6118·3	445·5	4·9	52·4	2·9
XXIII ..	114	2879	339·6	360·8	760·4	72·0	0·0	9·6	1·2	0·0	162·5	108·0	228·5	1189·4	1688·4	273·0	45·4	11·0	9·1
XXIV ..	4	161	62·0	12·0	74·0	30·3	0·0	53·3	0·1	4·8	69·3	46·5	92·5	31·3	224·3	12·0	1·0	3·4	0·0
XXV ..	6	475	152·0	36·0	188·0	33·7	0·1	99·4	0·0	18·0	371·3	175·0	218·5	4·5	787·3	78·5	0·9	6·6	0·4
XXVI ..	2	184	34·8	6·8	41·5	20·5	0·5	3·0	0·0	9·3	126·8	65·8	43·0	37·0	281·8	9·5	0·8	5·0	0·6
XXVIII ..	9	291	23·0	39·5	62·5	7·3	0·0	1·0	0·0	0·0	8·0	6·5	19·3	38·3	72·0	13·8	1·3	0·4	1·9
XXIX ..	35	982	83·8	94·1	177·9	26·7	0·0	1·3	0·0	0·3	46·5	26·9	48·5	302·3	424·4	54·8	8·3	1·0	0·5
XXX ..	2	148	27·0	12·5	39·5	8·0	0·0	4·2	0·0	1·0	47·5	20·0	36·0	43·0	147·5	17·0	0·4	1·0	0·0
XXXI ..	3	185	47·5	18·3	65·8	8·3	0·0	5·0	0·0	3·0	116·8	78·8	84·0	8·5	291·0	20·5	0·3	5·3	0·0
XXXV ..	3	219	87·0	15·3	102·3	11·0	0·0	3·2	0·0	10·8	189·0	16·5	69·3	41·0	326·5	26·3	1·3	1·6	0·0
XXXVI ..	5	479	251·5	27·3	278·8	11·5	0·0	5·3	0·0	18·0	229·3	21·0	99·5	113·0	480·8	25·5	3·3	1·1	0·0
XXXVII	2	152	16·5	8·8	25·3	3·2	1·3	2·1	0·0	2·3	37·3	16·3	27·5	8·3	91·5	16·3	0·1	0·6	0·1
C	27	669	1098·3	621·0	1719·3	7·3	0·0	35·3	0·1	112·0	1416·0	153·8	89·8	0·0	1771·5	12·5	13·8	18·6	0·1
D	8	178	286·5	191·0	477·5	3·7	0·0	11·0	0·1	68·3	571·5	128·8	39·0	2·3	809·8	5·3	5·6	3·3	0·3
K	3	115	169·0	12·3	181·3	19·8	0·0	23·7	4·9	5·3	29·0	24·5	16·5	0·0	75·3	11·0	4·8	4·5	0·0
Faroe ..	22	812	1143·0	1977·5	3120·5	26·0	5·6	269·1	0·0	273·0	760·8	12·0	280·5	0·0	1326·3	0·0	0·0	83·3	0·0
Iceland ..	6	416	3757·8	74·0	3831·8	25·0	0·0	57·3	0·0	1141·0	1·5	0·0	0·0	0·0	1142·5	0·0	0·0	4·8	0·0

JANUARY, 1906—TOTALS.

Lemons.			Plaice.				Dabs.	Whitches.			Megrims.			Eel.	Skate.	Gurnard.	Catfish.	Monk.	Gross Earnings.
Large.	Small.	Total.	Large.	Medium.	Small.	Total.		Large.	Small.	Total.	Large.	Small.	Total.						£ s. d.
0·0	0·0	0·0	0·0	0·0	0·0	0·0	0·0	0·3	1·8	2·0	4·3	1·0	5·3	0·0	6·0	0·0	0·1	2·0	94 7 3
6·1	0·0	6·1	17·6	57·0	2·4	77·0	0·0	0·5	0·8	1·3	33·8	12·5	46·3	0·0	116·0	10·0	0·9	43·3	1355 7 5
1·0	0·0	1·0	1·3	2·3	0·0	3·5	0·0	14·0	5·3	19·3	0·9	0·0	0·9	0·0	4·8	0·0	1·5	7·0	509 15 11
3·0	0·0	3·0	9·6	15·6	0·0	25·2	0·0	15·8	4·8	20·5	10·8	0·9	11·6	0·0	63·5	4·0	2·5	29 5	1377 1 3
0·9	0·0	0·9	1·8	6·0	1·8	9·5	1·8	10·3	10·3	20·5	31·4	15·0	46·4	0·1	23·0	0·0	0·1	33·5	301 0 2
3·4	0·4	3·8	8·4	12·5	0·0	20·9	0·0	88·0	51·3	137·3	25·1	3·3	28·4	0·0	111·0	6·0	7·4	83·0	2161 9 4
2·6	0·0	2·6	0·0	0·5	0·0	0·5	0·0	177·8	69·3	247·0	12·8	1·0	13·8	0·0	84·8	0·3	9·4	82·3	3511 11 11
0·3	0·0	0·3	0·4	0·8	0·0	1·1	0·0	12·8	3·3	16·0	0·5	0·0	0·5	0·0	4·8	0·3	0·1	2·5	506 16 2
8·4	3·6	12·0	1·0	7·4	0·0	8·4	1·0	1·4	0·0	1·4	1·3	0·8	2·0	0·3	15·8	0·0	3·1	8·3	613 15 3
4·1	0·3	4·4	0·1	2·5	0·0	2·6	0·0	28·8	16·8	45·5	8·5	2·0	10·5	0·0	27·5	0·0	1·1	34·5	445 7 1
19·0	0·0	19·0	1·4	9·5	0·0	10·9	2·3	552·3	204·5	756·8	11·4	0·0	11·4	1·3	115·6	1·1	15·0	246·8	10558 11 5
9·1	0·3	9·4	9·9	46·1	0·0	56·0	0·0	138·8	40·6	179·4	4·9	0·0	4·9	0·0	86·1	13·5	13·8	70·3	5510 0 7
0·8	0·1	0·9	0·3	0·1	0·0	0·4	0·1	1·5	0·1	1·6	0·1	0·0	0·1	0·1	1·0	0·0	0·3	1·0	31 17 9
163·5	50·6	214·1	8·1	141·8	19·6	169·5	17·4	6·5	0·1	6·6	25·4	0·4	25·8	2·4	171·0	19·4	37·8	109·0	3096 14 1
0·0	0·0	0·0	0·0	0·0	0·0	0·0	0·0	10·5	3·0	13·5	0·0	0·0	0·0	0·0	0·5	0·0	0·0	4·0	100 0 7
2·8	0·0	2·8	0·0	1·0	0·0	1·0	0·0	16·3	5·5	21·8	0·3	0·0	0·3	0·0	3·8	0·0	0·5	4·0	395 9 2
2·3	0·0	2·3	5·5	18·5	0·1	24·1	0·0	1·3	0·0	1·3	0·0	0·0	0·0	0·0	11·8	0·5	2·8	2·8	395 8 11
24·1	6·3	30·4	0·6	62·3	18·0	80·9	0·4	0·0	0·0	0·0	1·0	0·0	1·0	0·0	23·8	0·0	10·0	6·3	469 19 4
15·8	2·5	18·3	1·6	33·1	2·0	36·8	3·0	0·3	0·0	0·3	4·9	0·0	4·9	0·3	19·0	2·3	4·5	15·3	309 14 8
0·1	0·0	0·1	0·0	0·0	0·0	0·0	0·0	1·5	0·0	1·5	0·0	0·0	0·0	0·0	1·5	0·0	1·5	1·0	69 1 6
4·4	0·1	4·5	19·5	66·8	0·9	87·1	5·5	0·3	1·6	1·9	2·1	0·5	2·6	2·3	64·3	0·1	0·0	2·0	2245 7 11
7·9	1·9	9·8	12·8	42·3	7·9	62·9	2·9	1·0	0·5	1·5	3·1	0·3	3·4	2·1	99·0	0·3	0·4	2·0	972 16 0
0·0	0·0	0·0	1·0	4·5	0·0	5·5	0·0	0·8	1·8	2·5	6·0	0·3	6·3	2·0	46·0	0·0	0·0	3·0	118 0 3
0·4	0·0	0·4	0·1	1·8	0·0	1·9	0·0	5·8	7·0	12·8	3·0	1·5	4·5	11·0	18·0	0·0	0·0	2·0	51 15 9
22·4	1·4	23·8	4·5	1·3	0·0	5·8	0·0	0·5	0·0	0·5	0·0	0·0	0·0	0·0	5·5	0·0	60·0	3·5	1028 17 9
1·5	0·0	1·5	0·3	8·5	0·0	8·8	0·0	0·0	0·0	0·0	0·0	0·0	0·0	0·0	13·0	0·0	1·6	0·0	1526 13 0

FEBRUARY 1906—TOTALS.

0·0	0·0	0·0	0·0	0·0	0·0	0·0	0·0	1·5	2·0	3·5	3·8	0·5	4·3	0·0	4·0	0·0	0·3	3·5	74 10 0
0·3	0·0	0·3	0·0	2·0	0·0	2·0	0·0	2·0	1·0	3·0	3·0	2·0	5·0	0·0	34·0	0·0	0·0	4·0	149 18 0
12·0	2·8	14·8	49·3	99·9	7·9	157·0	4·0	9·9	28·1	38·0	33·5	16·3	49·8	0·3	209·0	15·8	3·5	46·5	2478 14 3
1·5	0·4	1·9	1·0	2·5	0·0	3·5	0·0	9·3	4·5	13·8	10·6	0·8	11·4	0·0	26·3	1·0	4·8	18·3	431 13 1
0·0	0·0	0·0	2·3	2·5	0·0	4·8	0·0	6·3	3·5	9·8	4·5	1·8	6·3	0·0	14·0	0·0	1·0	9·5	516 10 11
0·5	0·0	0·5	3·0	4·5	0·5	8·0	0·0	0·3	0·0	0·3	1·0	0·0	1·0	0·0	10·0	0·0	0·3	2·0	54 15 3
7·8	0·1	7·9	3·9	16·9	0·5	21·3	0·0	78·5	38·5	117·0	73·4	14·4	87·8	0·1	153·8	10·6	46·6	129·0	4417 14 10
8·9	0·0	8·9	0·0	6·3	0·0	6·3	0·0	102·4	41·4	143·8	20·0	1·8	21·8	0·0	80·8	0·0	31·0	67·3	4017 0 6
0·5	0·0	0·5	1·8	3·8	0·0	5·5	0·0	22·0	9·5	31·5	3·0	0·3	3·3	0·0	14·0	0·0	2·3	15·5	714 16 6
13·8	2·0	15·8	4·0	19·3	1·9	25·1	0·5	6·4	1·1	7·5	1·4	0·0	1·4	0·0	16·0	0·0	12·6	13·5	597 16 2
3·9	0·0	3·9	0·5	1·5	0·0	2·0	0·0	28·5	19·3	47·8	16·3	3·0	19·3	1·3	23·0	0·0	6·8	28·0	575 15 8
9·6	0·3	9·9	0·9	13·4	0·0	14·3	0·5	176·5	77·8	254·3	7·6	0·0	7·6	0·0	77·3	6·3	23·8	86·0	4192 5 6
16·1	0·9	17·0	12·8	92·1	1·4	106·3	0·0	88·8	12·6	101·4	1·8	0·0	1·8	0·0	118·8	17·0	106·5	36·0	6363 8 2
158·3	84·3	242·5	13·0	170·4	18·9	202·3	25·6	12·1	3·5	15·6	15·8	0·0	15·8	2·5	173·5	3·4	72·9	75·8	2926 3 4
7·5	0·0	7·5	0·0	0·0	0·0	0·0	0·8	3·0	0·5	3·5	0·5	0·0	0·5	0·0	18·0	4·0	7·8	5·0	362 19 10
2·5	0·0	2·5	1·1	10·1	0·1	11·4	0·0	14·3	2·1	16·4	1·1	0·0	1·1	0·0	30·0	4·0	9·8	6·5	961 13 6
0·8	0·0	0·8	1·8	10·5	0·0	12·3	0·0	1·8	0·1	1·9	0·0	0·0	0·0	0·0	9·5	0·0	10·3	3·0	329 1 1
14·0	5·0	19·0	3·5	19·3	7·1	29·9	0·1	0·0	0·0	0·0	0·9	0·0	0·9	0·4	15·8	0·0	18·0	3·0	239 3 2
50·3	12·1	62·4	8·3	125·8	13·0	147·0	10·8	0·1	0·0	0·1	12·3	0·1	12·4	0·3	42·1	1·1	28·5	26·9	945 17 10
1·4	0·1	1·5	0·0	2·3	0·0	2·3	0·3	5·3	0·5	5·8	0·5	0·0	0·5	0·0	6·0	9·0	2·0	5·0	204 6 0
3·5	0·3	3·8	1·0	3·4	0·0	4·4	0·0	6·8	0·0	6·8	0·4	0·0	0·4	0·0	9·0	0·0	6·8	2·5	330 9 11
2·0	0·0	2·0	0·3	2·5	0·0	2·8	2·1	2·4	0·0	2·4	0·0	0·0	0·0	0·0	1·0	0·0	2·0	1·0	288 6 9
3·6	0·0	3·6	0·1	5·0	1·4	9·5	2·5	4·8	0·0	4·8	0·0	0·0	0·0	0·1	0·3	1·0	2·9	0·8	712 2 8
0·8	0·0	0·8	1·4	4·0	0·1	5·5	0·0	2·3	1·5	3·8	2·0	0·3	2·3	0·0	7·5	0·0	1·8	4·5	176 4 2
4·6	1·8	6·4	71·4	161·3	8·6	241·3	3·0	0·5	0·0	0·5	2·0	0·0	2·0	1·0	59·3	0·6	1·0	1·0	3624 0 7
1·8	0·1	1·9	18·8	26·9	3·3	48·9	0·0	0·0	0·0	0·0	0·1	0·0	0·1	0·5	13·0	0·0	0·1	0·0	1187 5 1
1·8	0·0	1·8	12·3	17·0	1·0	30·3	1·8	1·8	3·0	4·8	5·1	2·6	7·8	2·3	24·5	4·0	0·1	4·0	272 5 4
84·6	6·5	91·1	29·5	9·4	0·0	38·9	1·8	0·0	0·0	0·0	0·0	0·0	0·0	0·0	3·8	0·0	249·3	1·0	2805 10 11
0·0	0·0	0·0	2·6	4·8	0·0	7·4	0·0	0·0	0·0	0·0	0·0	0·0	0·0	0·0	7·0	0·0	2·3	0·0	1704 1 4

Aberdeen Trawlers.

Area.	Trips.	Hours.	Cod.	Cod-ling.	Total.	Ling.	Tusk.	Saithe.	Hake.	Haddock						Whiting.	Turbot.	Halibut.	Brill.
										Extra Large.	Large.	Medium.	Small.	Extra Small.	Total.				
VI ..	1	56	15·3	4·0	19·3	3·5	0·3	3·0	0·2	1·8	10·5	22·0	17·0	0·0	51·3	8·0	0·0	0·6	0·0
VII ..	5	259	32·5	25·0	57·5	192·0	4·0	72·2	2·0	4·0	328·8	173·8	159·5	0·0	666·0	228·8	0·0	12·8	0·0
VIII ..	3	180	12·3	18·3	30·5	76·0	2·5	41·3	0·7	3·3	154·5	64·5	44·0	34·3	300·5	123·8	0·0	4·5	0·0
X	9	514	169·5	99·3	268·8	45·5	3·8	82·8	0·4	12·0	229·0	113·5	145·8	38·5	538·8	170·8	2·5	10·9	0·0
XI ..	20	1415	153·8	171·3	328·0	380·5	17·0	238·7	7·2	17·3	804·5	640·3	691·3	24·5	2177·8	736·0	0·9	36·5	0·0
XII ..	5	455	46·8	45·5	92·3	56·8	4·5	47·4	1·4	3·8	212·0	133·5	135·3	19·5	509·0	131·8	1·6	12·1	0·0
XIII ..	2	92	55·3	5·5	60·8	5·2	0·0	5·5	0·0	1·8	12·5	9·8	25·8	3·0	52·8	12·3	1·9	0·5	0·4
XIV ..	31	1921	382·5	191·3	553·8	279·3	22·9	233·3	3·5	64·0	936·8	528·0	998·0	226·8	2723·5	1140·0	2·5	17·1	0·5
XV ..	19	1487	125·5	210·3	335·8	135·5	17·8	316·9	3·2	30·0	583·5	467·8	620·8	66·5	1768·5	532·3	0·9	34·3	0·0
XVI ..	11	768	123·3	57·0	180·3	80·3	5·6	95·1	0·1	26·8	439·5	305·0	303·3	80·5	1155·0	177·3	0·5	14·4	0·1
XVII ..	29	1088	1186·3	93·8	1280·0	32·8	0·0	29·8	0·1	14·5	153·0	153·8	420·8	272·3	1014·3	147·8	7·4	4·4	2·1
XVIII ..	46	2219	961·5	106·8	1068·3	203·0	6·3	120·5	2·7	24·1	511·0	481·0	1305·5	587·3	2908·9	655·5	6·6	13·0	0·5
XIX ..	37	2606	337·3	162·5	499·8	173·2	8·4	191·0	0·3	77·8	1227·3	719·5	868·8	223·8	3117·0	541·5	2·5	40·9	0·8
XX ..	74	5007	973·5	321·0	1294·5	420·3	13·3	500·5	0·5	194·0	2949·0	1793·8	1616·8	305·5	6889·0	566·0	7·8	116·6	6·3
XXI ..	2	94	22·3	9·3	31·5	13·0	0·6	22·7	0·0	11·3	158·3	48·0	38·5	26·0	282·0	17·3	0·0	5·5	0·8
XXIII ..	97	2730	415·3	338·0	753·3	103·3	1·0	35·6	5·1	9·0	227·9	106·5	196·0	812·0	1351·4	195·4	45·9	17·4	8·3
XXIV ..	3	140	35·5	10·3	45·8	19·7	0·0	6·5	0·1	4·0	47·3	45·8	70·8	4·0	171·8	8·0	0·3	3·1	0·0
XXV ..	7	530	115·3	25·8	141·0	23·8	1·5	36·4	0·0	11·0	208·8	126·0	142·0	9·8	497·5	68·0	1·6	12·8	0·8
XXVI ..	8	507	117·3	41·5	158·8	61·7	1·5	62·3	0·0	36·5	535·3	131·0	94·5	23·0	820·3	24·3	2·5	23·8	3·8
XXVIII ..	2	24	2·5	4·0	6·5	0·5	0·0	0·0	0·0	0·0	1·0	0·0	0·3	13·8	15·0	3·3	0·1	0·0	0·3
XXIX ..	23	720	149·0	54·5	203·5	12·2	0·0	3·0	0·0	0·0	18·8	15·3	25·8	185·0	244·8	35·3	5·3	1·9	1·5
XXX ..	2	200	28·0	10·3	38·3	7·8	0·0	1·5	0·0	5·0	49·5	20·0	21·3	15·0	101·8	10·0	0·5	1·6	0·0
C	6	144	75·5	64·3	139·8	2·8	0·0	2·5	0·2	7·5	90·5	18·0	14·5	0·0	130·5	24·8	3·4	2·5	0·0
D	6	149	240·3	99·0	339·3	6·3	0·0	51·9	0·0	14·8	142·5	38·3	14·0	0·0	209·5	0·0	7·5	6·4	0·9
K	9	420	471·0	80·5	551·5	107·7	0·0	131·4	26·4	24·5	215·8	82·0	123·8	11·3	457·3	36·5	13·8	9·8	0·3
Minch ..	16	504	876·5	184·0	1060·5	13·3	0·0	62·2	0·8	48·8	320·3	54·8	52·3	0·0	476·0	0·8	2·6	9·9	0·3
Rockall ..	1	50	13·0	32·8	45·8	23·5	0·3	40·3	0·0	0·0	10·0	0·0	42·0	0·0	52·0	0·0	1·6	5·0	0·0
Faroe ..	23	777	3366·0	1526·5	4892·5	31·2	4·5	774·8	0·0	356·8	1073·0	34·0	239·5	0·0	1703·3	3·8	0·3	76·0	0·0
Iceland ..	19	830	10967·0	426·8	11393·8	118·2	0·1	352·8	0·0	3908·5	151·8	0·0	0·0	0·0	4060·3	0·0	0·0	20·5	0·0

Aberdeen Trawlers.

VI	1	68	6·0	6·0	12·0	14·0	2·3	2·0	2·1	0·0	11·8	11·5	15·3	0·6	38·5	22·5	0·0	1·5	0·0
VII ..	44	3354	259·8	233·3	493·1	1774·2	78·8	827·5	23·3	22·8	2531·3	1612·0	1399·0	31·3	5596·3	2808·5	1·4	98·4	0·0
VIII ..	5	417	31·5	23·8	55·3	148·5	10·0	165·7	2·7	3·0	206·5	184·0	197·3	0·0	590·7	268·5	0·3	9·5	0·1
X	8	524	102·1	87·0	189·1	54·2	7·8	78·3	0·0	27·3	292·0	74·0	158·0	24·0	575·3	181·3	0·8	10·0	0·0
XI ..	48	4128	305·8	361·3	667·0	1404·0	76·0	558·4	17·9	23·5	2314·3	1660·8	1611·0	56·3	5665·8	2469·8	1·9	101·9	0·1
XII ..	14	1185	128·8	96·5	225·3	393·5	15·6	183·2	7·7	5·3	498·0	419·0	458·8	35·3	1416·3	590·0	2·1	42·5	0·0
XIII ..	2	60	19·0	18·8	37·8	0·0	0·0	1·4	0·0	5·0	20·8	10·0	9·8	21·0	66·5	18·3	0·8	0·9	0·0
XIV ..	4	261	26·9	29·0	55·9	51·8	7·3	33·1	0·3	7·5	111·5	57·8	91·3	21·5	289·5	116·0	0·0	2·8	0·0
XV ..	5	431	46·0	39·3	85·3	90·7	7·3	114·2	0·5	1·3	209·8	174·0	194·0	22·0	601·0	197·5	0·1	12·8	0·0
XVI ..	3	291	35·5	12·8	48·3	22·3	0·3	24·4	0·1	3·0	101·3	86·3	85·5	28·3	304·3	72·3	0·0	4·6	0·0
XVII ..	39	1935	1809·5	118·0	1927·5	115·3	0·6	98·6	1·0	9·0	204·8	199·0	624·3	209·5	1246·5	706·5	6·5	11·5	0·6
XVIII ..	13	623	334·3	31·3	365·5	55·6	1·8	54·7	1·2	2·4	77·0	96·3	230·5	76·3	482·4	192·8	2·3	4·3	0·1
XIX ..	1	85	20·5	11·0	31·5	17·0	0·5	42·0	3·2	0·5	36·8	28·0	36·0	0·0	101·3	23·0	0·0	3·0	0·0
XX ..	9	724	196·5	66·5	263·0	97·5	3·6	102·1	0·6	18·5	413·3	237·0	262·0	22·8	953·5	129·5	2·1	19·3	1·8
XXI ..	2	154	63·5	11·0	74·5	34·3	0·8	19·3	0·2	3·0	122·8	94·8	71·8	8·3	300·5	34·0	0·4	7·3	1·1
XXIII ..	150	5827	1436·8	612·0	2048·8	283·0	0·9	339·9	1·2	0·3	479·0	392·0	1189·3	1419·8	3480·3	760·8	115·1	50·4	7·6
XXV ..	5	367	130·0	17·8	147·8	32·0	0·8	102·5	0·2	4·3	181·5	120·0	96·0	43·3	445·0	48·0	2·8	12·0	1·9
XXVI ..	1	88	36·5	3·8	40·3	23·0	0·3	12·4	0·0	4·0	67·0	26·0	17·0	0·0	114·0	15·8	0·0	5·5	0·0
XXIX ..	5	146	40·5	9·0	49·5	4·8	0·0	1·8	0·0	0·0	5·5	4·3	16·8	39·5	66·0	8·8	2·9	0·5	0·1
XXXI ..	1	120	33·0	1·5	34·5	5·0	0·0	8·0	0·1	0·5	15·5	25·8	26·5	0·0	68·3	5·0	1·1	3·5	0·3
XXXII ..	1	131	42·0	2·0	44·0	12·5	0·0	8·0	0·2	0·3	29·5	25·3	31·5	0·0	86·5	13·5	0·8	4·8	0·0
C	7	284	363·0	123·3	486·3	4·5	0·0	151·4	0·0	22·8	245·0	61·8	71·3	0·0	400·8	14·3	5·3	13·8	0·1
D	19	999	935·0	422·0	1357·0	37·8	0·0	426·1	0·5	113·8	693·5	172·0	185·8	4·3	1169·3	19·3	15·4	30·4	0·9
K	23	1152	1512·0	369·8	1881·8	315·5	0·4	328·0	8·7	80·0	1059·3	381·0	492·0	4·5	2016·8	122·5	14·1	30·5	0·4
Minch ..	4	310	200·5	57·0	257·5	16·8	0·0	49·7	33·1	6·5	90·3	43·8	42·3	1·3	184·0	2·3	0·6	2·8	0·6
Faroe ..	26	1118	4512·3	1826·0	6338·3	62·7	10·0	597·5	0·4	227·0	927·8	66·5	251·0	6·0	1478·3	28·8	1·6	144·1	0·1
Iceland ..	26	1001	18432·0	932·8	19364·8	804·8	0·6	688·0	0·0	4682·8	321·5	12·5	11·8	0·0	5028·5	15·3	0·0	50·0	0·0

March, 1906—Totals.

Lemons.			Plaice.				Dabs.	Whitches.			Megrims.			Eel.	Skate.	Gurnard.	Catfish.	Monk.	Gross Earnings.
Large.	Small.	Total.	Large.	Medium.	Small.	Total.		Large.	Small.	Total.	Large.	Small.	Total.						£ s. d.
0·3	0·0	0·3	0·0	0·3	0·0	0·3	0·0	2·0	2·0	4·0	1·8	1·0	2·8	0·0	3·0	0·0	2·0	4·0	60 16 1
0·0	0·0	0·0	0·0	0·0	0·0	0·0	0·0	4·3	1·5	5·8	15·5	5·0	20·5	0·0	29·0	13·0	4·0	6·5	815 16 1
0·0	0·0	0·0	0·0	0·0	0·0	0·0	0·0	1·5	1·0	2·5	8·5	7·0	15·5	0·0	11·5	0·0	2·8	6·0	415 15 4
7·1	0·8	7·9	22·5	46·5	5·3	74·3	3·5	8·0	3·8	11·8	21·5	3·8	25·3	0·0	38·5	3·5	17·5	20·5	1110 5 9
2·8	0·0	2·8	1·1	2·6	0·0	3·8	0·0	41·5	22·5	67·0	41·4	14·1	55·5	0·0	69·8	0·0	33·3	48·0	2681 19 8
1·3	0·0	1·3	0·5	2·9	0·0	3·4	0·0	21·0	15·3	36·3	7·8	1·8	9·5	0·0	19·5	0·0	9·3	11·0	597 17 4
1·8	0·3	2·0	3·3	8·5	0·5	12·3	0·0	0·3	0·3	0·5	2·0	0·6	2·6	0·1	9·0	3·0	3·0	2·0	139 4 5
11·8	0·4	12·1	20·3	33·5	5·6	59·4	0·5	52·6	27·4	80·0	96·0	27·5	123·5	0·0	115·5	6·8	63·3	89·5	3995 8 3
5·1	0·0	5·1	1·1	3·0	0·3	4·4	0·0	63·0	21·3	84·3	28·9	6·0	34·9	0·0	49·8	0·0	45·1	45·8	2353 0 4
1·9	0·0	1·9	0·6	2·3	0·0	2·9	0·0	34·6	16·3	50·9	5·1	1·5	6·6	0·0	12·5	0·0	16·3	7·8	1423 6 4
33·9	6·0	42·9	8·3	23·0	1·4	32·6	2·0	10·5	5·1	15·6	8·5	1·3	9·8	1·9	41·9	2·5	52·5	35·3	1887 7 3
30·5	4·3	34·8	3·4	14·0	1·5	18·9	3·6	56·1	40·0	96·1	149·1	51·6	200·8	1·0	200·6	14·8	73·8	136·5	3249 4 8
8·5	0·1	8·6	3·3	13·9	0·6	17·8	0·5	120·6	42·4	163·0	14·5	3·0	17·5	0·0	63·5	1·0	53·5	42·8	3845 2 8
26·4	0·5	26·9	9·1	71·8	0·9	81·8	0·1	112·4	38·0	150·4	10·3	0·3	10·5	0·0	101·9	5·4	154·8	45·8	8257 5 8
0·4	0·0	0·4	0·3	2·4	0·0	2·6	0·0	1·0	0·0	1·0	0·0	0·0	0·0	0·0	5·5	0·0	7·3	2·0	387 18 11
283·1	59·0	342·1	14·4	143·1	15·4	177·9	13·1	5·9	1·0	6·9	4·9	0·0	4·9	2·0	278·3	2·0	133·3	134·4	3189 13 3
6·5	0·0	6·5	0·0	0·1	0·0	0·1	0·0	2·4	0·9	3·3	0·3	0·0	0·3	0·0	12·0	0·0	6·3	3·3	272 1 4
5·6	0·0	5·6	0·1	9·3	0·0	9·4	0·0	10·8	3·9	14·6	2·4	1·0	3·4	0·0	12·3	1·0	11·5	1·8	564 12 6
2·8	0·0	2·8	1·1	19·8	1·8	22·6	0·0	4·6	0·8	5·4	0·0	0·0	0·0	0·0	22·5	0·0	55·5	5·3	1019 17 11
1·8	0·4	2·1	0·9	5·3	0·5	6·6	0·0	0·0	0·0	0·0	0·0	0·0	0·0	0·1	2·0	0·0	0·8	1·0	39 8 7
35·3	8·0	43·3	6·0	73·1	13·4	92·5	2·8	0·1	0·0	0·1	4·0	0·0	4·0	0·3	34·3	5·0	19·6	20·8	681 8 5
2·3	0·3	2·5	0·1	1·8	0·0	1·9	1·0	3·0	0·0	3·0	0·3	0·0	0·3	0·0	15·0	1·0	5·5	0·3	141 10 1
2·5	0·0	2·5	17·3	81·5	3·5	102·3	0·5	0·3	0·0	0·3	1·0	0·5	1·5	0·0	7·0	4·0	0·1	0·0	450 3 6
4·5	0·3	4·8	49·1	95·8	4·3	149·1	1·3	0·0	0·0	0·0	0·0	0·0	0·0	0·4	16·5	0·0	0·8	0·3	792 1 6
11·8	0·4	12·1	15·0	50·8	3·5	69 3	1·3	11·0	12·8	23·8	17·3	9·8	27·0	4·6	75·0	1·5	1·9	23·0	1214 4 1
7·5	0·9	8·4	66·3	233·5	15·5	315·3	0·0	1·3	0·0	1·3	0·0	0·0	0·0	1·4	11·8	0·0	1·1	0·8	1768 9 5
0·0	0·0	0·0	0·0	0·0	0·0	0·0	0·0	0·0	0·0	0·0	0·0	1·8	1·8	0·0	16·0	0·0	0·0	0·0	109 3 6
68·0	7·9	75·9	17·8	14·8	0·0	32·5	2·4	0·8	0·0	0·8	1·0	0·5	1·5	0·0	5·1	0·0	384·0	10·0	3915 8 5
0·0	0·0	0·0	57·0	175·0	1·3	233·3	0·1	1·0	0·0	1·0	0·0	0·0	0·0	0·0	30·8	0·0	140·3	0·0	5925 9 1

April, 1906—Totals.

0·1	0·0	0·1	0·0	0·0	0·0	0·0	0·0	2·3	2·0	4·3	8·0	2·3	10·3	0·0	5·0	4·0	1·0	4·0	72 14 7
0·9	0·0	0·9	0·4	1·1	0·3	1·8	0·0	21·6	22·0	46·6	182·1	69·0	251·1	0·0	159·0	22·5	77·8	72·5	5995 7 9
0·4	0·0	0·4	0·0	0·0	0·0	0·0	0·0	2·9	1·3	4·1	15·5	6·5	22·0	0·0	16·0	0·0	6·3	6·5	551 16 9
8·5	0·4	8·9	7·9	28·8	4·8	41·4	0·5	8·3	12·5	20·8	30·9	19·8	50·6	0·0	55·5	1·5	10·0	23·5	774 2 0
3·3	0·1	3·4	1·1	4·8	0·4	6·3	0·0	66·5	43·6	110·1	184·1	74·5	258·6	0·0	164·0	6·0	10·3	89·5	5724 7 3
2·8	0·1	2·9	2·5	3·8	0·0	6·3	0·3	30·1	17·8	47·9	57·3	26·8	84·0	0·0	79·0	0·0	33·8	29·0	1609 17 2
1·5	0·5	2·0	2·5	11·3	6·5	20·3	0·0	0·0	0·0	0·0	0·0	0·0	0·0	0·0	4·5	0·0	6·5	1·5	88 8 9
1·5	0·0	1·5	0·0	1·3	0·5	1·8	0·0	3·3	2·3	5·5	10·8	1·3	12·0	0·0	8·8	1·0	14·3	9·5	261 14 11
1·9	0·0	1·9	1·0	3·8	1·0	5·8	0·0	10·8	4·3	15·0	10·0	2·0	12·0	0·0	14·0	0·5	15·3	8·5	68 18 0
0·5	0·0	0·5	0·8	0·1	0·0	0·9	0·0	13·5	7·3	20·8	1·1	0·0	1·1	0·0	3·0	0·0	6·0	2·5	253 17 4
50·6	7·0	57·6	21·3	40·8	2·9	64·9	1·0	21·0	12·3	33·3	27·3	9·5	36·8	0·5	57·0	6·0	84·5	41·8	2438 14 10
16·5	4·4	20·9	0·0	4·5	0·0	4·5	0·0	20·9	11·8	32·6	23·5	6·4	29·9	0·3	46·5	5·0	22·8	24·5	643 10 5
0·1	0·0	0·1	0·1	0·0	0·0	0·1	0·0	1·8	1·8	3·5	1·0	0·0	1·0	0·0	5·0	0·0	2·5	2·0	120 4 3
5·3	1·0	6·3	0·9	9·8	0·8	11·4	0·0	17·0	5·5	22·5	0·4	0·0	0·4	0·0	12·5	0·0	43·5	3·8	979 12 10
2·0	0·1	2·1	1·3	4·0	0·1	5·4	0·0	1·3	0·1	1·4	0·0	0·0	0·0	0·0	6·0	0·0	21·3	0·0	285 19 3
800·4	159·9	960·3	6·8	121·4	5·9	134·0	19·6	32·0	8·0	40·0	15·3	1·3	16·5	0·9	239·3	9·4	418·5	222·8	6586 15 4
5·9	0·0	5·9	0·8	9·3	0·3	10·3	0·0	4·5	0·3	4·8	0·1	0·0	0·1	0·0	7·5	0·0	26·0	2·5	461 2 2
0·3	0·0	0·3	0·3	0·8	0·0	1·0	0·0	1·3	0·8	2·0	0·0	0·0	0·0	0·0	3·3	0·0	15·0	1·0	193 1 9
9·0	0·3	9·3	0·0	5·0	0·4	5·4	0·0	0·6	0·0	0·6	0·4	0·0	0·4	0·0	2·8	1·0	6·9	4·3	113 18 3
1·0	0·0	1·0	0·8	14·3	0·5	15·5	0·0	0·3	0·0	0·3	0·0	0·0	0·0	0·0	4·0	0·0	17·0	0·0	129 1 0
1·0	0·0	1·0	2·0	9·3	0·0	11·3	0·0	2·8	0·0	2·8	0·0	0·0	0·0	0·0	6·0	0·0	15·0	0·0	158 13 3
3·9	0·3	4·1	17·5	72·0	2·8	92·3	0·3	3·1	1·5	4·6	1·1	0·5	1·6	0·0	33·5	0·8	0·4	1·8	898 6 10
29·1	3·6	32·8	47·8	192·0	8·9	248·6	2·5	2·6	1·5	4·1	3·1	0·8	3·9	2·1	65·8	0·0	13·3	8·8	2352 15 0
33·0	3·9	36·9	17·8	87·5	4·9	110·1	1·6	2·6	4·0	6·6	38·4	12·5	50·9	1·5	96·6	46·0	15·0	7·0	3076 19 4
9·4	1·5	10·9	5·6	31·5	4·0	41·1	0·0	13·3	10·0	23·3	2·3	0·0	2·3	3·0	37·0	0·0	0·3	7·5	438 0 1
124·0	10·9	134·9	53·5	56·8	0·4	110·6	2·0	0·0	0·0	0·0	2·4	0·0	2·4	0·0	13·1	0·0	270·0	7·0	4176 3 5
7·9	0·0	7·9	176·8	521·5	7·3	705·5	19·0	12·8	0·0	12·8	0·0	0·0	0·0	0·0	82·3	0·0	151·5	0·0	8971 0 3

Aberdeen Trawlers.

Area.	Trips.	Hours.	Cod.	Codling.	Total.	Ling.	Tusk.	Saithe.	Hake.	Haddock.						Whiting.	Turbot.	Halibut.	Brill.
										Extra Large.	Large.	Medium.	Small.	Extra Small.	Total.				
VI ..	3	211	47·0	20·3	67·3	132·8	10·0	36·0	3·9	2·0	166·8	33·3	38·8	1·5	242·3	27·8	0·1	5·8	0·0
VII ..	8	611	53·5	55·0	108·5	234·3	17·8	138·8	29·6	2·0	136·8	120·0	116·5	48·5	423·8	500·5	0·3	15·0	0·0
VIII ..	2	196	21·3	18·3	39·5	84·2	4·5	15·9	3·8	0·3	40·3	25·3	30·8	0·0	96·5	89·0	0·1	4·0	0·0
IX ..	1	69	18·3	12·0	30·3	1·0	0·0	7·0	0·0	2·0	82·0	15·0	14·0	0·0	113·0	4·0	0·5	2·3	0·0
X	27	1918	896·5	460·8	1357·3	421·7	15·0	917·1	13·3	36·8	1144·5	219·8	288·8	27·0	1716·8	96·3	9·4	113·5	0·4
XI ..	9	649	123·5	130·8	254·3	163·0	12·8	282·5	17·4	2·3	228·3	185·8	186·5	0·0	602·8	378·5	1·6	25·3	0·1
XII ..	2	145	18·8	12·0	30·8	31·0	1·3	57·0	1·3	2·5	77·3	43·8	41·3	0·0	164·8	46·3	0·0	5·5	0·0
XIII ..	5	281	125·0	26·3	151·3	3·8	0·0	34·7	0·8	44·5	107·5	8·5	12·0	5·5	178·0	9·8	6·5	4·0	0·4
XVI ..	2	152	28·3	14·3	42·5	26·3	0·0	85·5	0·4	0·0	57·5	34·8	32·0	0·0	124·3	35·8	0·4	8·8	0·0
XVII ..	10	321	120·5	38·3	158·8	13·7	0·0	14·9	0·6	6·3	55·5	39·3	57·3	86·8	245·0	79·8	1·9	2·5	0·0
XVIII ..	7	472	110·5	47·0	157·5	48·6	5·8	70·3	3·5	0·0	42·3	36·0	97·0	81·5	256·8	75·8	3·3	4·0	0·1
XIX ..	14	882	332·5	131·0	463·5	83·7	12·4	220·6	5·9	0·3	93·5	99·8	220·3	46·5	460·3	151·3	2·4	13·5	0·0
XX ..	9	851	165·8	54·0	219·8	77·0	2·5	140·8	1·3	1·8	227·3	103·0	149·3	72·5	613·8	89·8	4·8	21·0	5·0
XXIII ..	111	3808	650·8	387·0	1037·8	148·0	0·5	87·8	2·5	3·8	255·5	221·0	686·0	1326·5	2492·8	330·5	58·6	25·3	6·0
XXIV ..	1	80	35·8	0·8	36·5	3·5	0·0	33·0	0·1	0·0	3·0	2·0	6·0	7·5	18·5	1·0	1·0	1·0	0·0
XXV ..	12	1246	289·5	19·8	309·3	19·0	0·0	132·1	2·7	0·0	407·5	209·0	366·5	61·5	1044·5	50·5	21·5	23·3	10·8
XXIX ..	19	636	54·3	26·0	80·3	7·5	0·0	3·5	0·1	0·8	52·5	33·5	118·0	134·0	338·8	15·5	12·8	0·6	0·1
XXXI ..	2	241	43·3	13·8	57·0	6·8	0·0	10·0	0·7	0·0	46·0	27·5	40·5	0·0	114·0	1·3	1·8	4·6	0·5
XXXIV ..	1	40	7·5	5·5	13·0	2·0	0·0	1·2	0·0	0·0	7·0	4·3	23·0	16·0	50·3	1·0	0·3	0·1	0·0
XXXVI ..	1	120	13·5	14·3	27·8	2·7	0·0	7·0	0·2	0·0	28·0	9·5	17·0	3·8	58·3	0·0	4·5	1·8	0·0
XXXVII .	1	135	12·5	1·8	14·3	1·5	0·0	1·5	0·0	0·0	47·0	10·5	51·0	0·0	108·5	1·3	1·3	1·8	0·3
C	29	1416	1057·0	378·0	1435·0	28·7	0·0	285·3	0·6	99·5	1258·5	261·5	207·3	21·3	1848·0	82·5	8·1	49·8	0·1
D	27	1347	917·5	569·3	1486·8	39·8	0·0	400·8	0·6	104·3	834·8	194·8	200·3	26·8	1360·8	5·3	10·8	35·6	1·0
J	4	165	517·0	27·0	544·0	1·8	0·0	96·1	0·0	16·5	174·3	31·8	28·3	2·8	253·5	16·3	0·3	7·4	0·0
K	8	259	489·0	95·3	584·3	62·5	0·0	112·6	2·9	7·3	154·5	54·5	66·8	1·0	284·0	145·0	6·6	23·5	0·0
L	1	88	24·5	3·5	28·0	8·0	0 0	22·0	56·5	2·0	1·5	0·0	8·3	0·0	11·8	2·8	0·0	0·6	0·0
S	2	56	130·0	10·0	140·0	14·7	0·0	53·7	0·0	9·3	103·3	32·3	36·0	0·0	180·8	0·3	7·4	7·0	0·0
Minch ..	3	188	120·0	23·0	143·0	7·2	0·0	46·2	2·8	8·8	96·8	18·3	33·8	3·0	157·5	4·0	1·0	4·9	0·4
Faroe ..	20	881	923·5	630·0	1553·5	50·3	19·5	314·0	0·5	305·0	1326·5	23·5	100·5	6·8	1762·3	2·8	1·3	77·6	0·0
Iceland ..	55	3526	40825·5	1992·3	42817·8	1775·7	0·4	2897·3	0·8	13934·0	1016·3	0·0	0·0	0·0	14950·3	48·3	0·0	140·4	0·4

Aberdeen Trawlers.

VII ..	1	68	14·0	13·8	27·8	11·5	1·0	425·0	3·8	0·0	10·0	11·5	10·8	0·0	32·3	52·8	0·1	1·5	0·0
X	28	1646	1082·0	828·0	1910·0	59·5	2·3	387·1	4·7	58·5	2025·5	226·0	221·3	20·3	2551·5	57·8	1·9	78·5	0·3
XI ..	10	889	381·8	163·5	545·3	178·3	6·3	1050·2	23·5	0·5	315·5	216·3	190·3	55·5	778·0	676·0	0·6	23·0	0·0
XII ..	2	142	19·3	19·3	38·5	94·0	2·5	51·0	0·2	0·0	83·0	55·3	52·5	0·0	190·8	44·0	3·5	6·0	0·0
XIII ..	5	314	144·3	70·8	215·0	2·8	0·0	17·3	0·7	16·3	48·8	12·3	13·0	3·5	93·8	13·8	6·4	4·3	1·0
XIV ..	2	132	34·5	33·8	68·3	14·0	0·0	36·1	3·8	2·8	14·0	12·8	28·5	0·0	58·0	24·5	0·5	2·3	0·1
XVII ..	38	1757	2452·5	369·9	2822·4	27·7	0·0	110·3	30·0	21·5	260·5	165·0	498·5	67·8	1013·3	475·5	4·0	15·9	18·4
XVIII ..	14	962	239·3	122·5	361·8	146·5	10·9	121·1	5·2	0·0	132·8	106·8	250·5	79·5	569·5	180·8	7·0	11·9	0·1
XIX ..	32	2167	810·5	282·0	1092·5	301·0	18·5	485·5	9·0	0·0	228·3	200·3	646·5	181·3	1256·3	409·3	13·8	45·9	0·8
XX ..	4	386	48·3	13·5	61·8	21·8	0·0	36·0	0·3	0·0	111·3	54·8	41·3	96·8	304·0	20·8	7·6	8·1	5·9
XXIII ..	54	2626	715·3	401·0	1116·3	185·8	3·1	232·7	6·8	0·3	257·5	213·0	764·3	639·8	1874·8	248·5	28·6	25·8	1·0
XXIV ..	13	997	353·3	64·3	417·5	106·5	2·6	130·7	2·1	0·0	116·5	85·5	270·5	70·3	542·8	85·5	15·8	8·8	0·0
XXV ..	33	3550	498·1	121·3	619·9	112·7	1·0	225·1	3·1	2·3	970·0	510·3	722·3	402·0	2606·8	96·3	37·9	50·9	13·8
XXVI ..	11	1123	98·0	45·8	143·8	47·7	0·1	55·9	1·6	1·3	432·0	124·3	244·8	85·5	887·8	12·5	11·0	14·8	3·9
XXIX ..	86	3517	515·5	241·8	757·3	49·8	0·0	101·8	0·8	3·3	793·9	334·0	1184·0	261·3	2676·4	44·6	44·3	9·1	0·5
XXXI ..	8	1000	102·3	31·3	133·5	24·3	0·0	23·9	1·0	0·0	348·3	151·5	251·0	37·5	788·3	13·8	5·9	12·3	0·1
XXXII ..	2	270	17·3	3·3	20·5	6·2	0·0	7·6	0·6	0·5	111·3	21·0	21·3	28·8	182·8	0·0	2·6	1·4	1·3
XXXV ..	1	16	1·5	2·5	4·0	0·7	0·0	0·0	0·0	0·0	0·8	1·3	3·0	1·5	6·5	0·0	0·1	0·0	0·0
C	26	1385	2023·0	605·0	2628·0	65·7	0·8	185·5	3·5	80·3	1432·0	334·5	356·8	7·5	2211·0	96·0	5·5	31·1	1·4
D	19	1060	725·3	473·0	1198·3	59·2	0·0	111·8	0·8	52·5	709·0	119·3	183·8	5·3	1069·8	23·8	4·0	28·9	1·5
J	6	261	418·8	140·3	559·0	7·7	0·0	119·5	0·6	28·5	314·5	99·8	98·3	0·0	541·0	9·3	1·1	5·9	0·0
S	2	22	185·0	34·0	219·0	3·2	0·0	44·0	0·0	4·3	49·0	12·8	9·0	0·0	75·0	4·8	0·0	3·5	0·0
Minch ..	2	162	74·0	9·0	83·0	8·7	0·0	20·0	148·5	7·5	15·8	5·5	13·0	0·0	41·8	9·5	0·0	2·0	0·0
Rockall ..	3	161	130·8	39·8	170·5	82·2	1·1	0·9	0·0	122·0	414·8	189·5	94·3	0·0	820·5	0·0	0·3	37·0	0·0
Faroe ..	15	942	250·3	293·3	543·5	43·5	16·9	259·8	0·3	306·3	929·8	81·5	654·3	10·3	1982·0	105·3	1·0	54·0	0·0
Iceland ..	47	3648	16686·3	1694·3	18380·5	473·8	0·0	2192·7	0·0	18281·0	3061·3	111·8	871·5	0·0	22325·5	142·5	0·0	232·1	0·0

May, 1906—Totals.

Lemons.			Plaice.				Dabs.	Whitches.			Megrims.			Eel.	Skate.	Gurnard.	Catfish.	Monk.	Gross Earnings.
Large.	Small.	Total.	Large.	Medium.	Small.	Total.		Large.	Small.	Total.	Large.	Small.	Total.						£ s. d.
1·0	0·5	1·5	0·0	1·5	0·0	1·5	0·0	0·0	0·0	0·0	16·0	9·5	25·5	0·0	23·0	0·0	6·5	10·0	371 19 1
0·5	0·0	0·5	0·0	0·0	0·0	0·0	0·0	5·0	6·0	11·0	51·3	21·5	72·8	0·0	21·0	1·5	13·3	11·0	921 3 10
0·3	0·0	0·3	0·0	0·3	0·0	0·3	0·0	2·4	1·5	3·9	10·5	4·8	15·3	0·0	8·5	0·0	3·8	4·5	249 1 6
0·5	0·3	0·8	1·0	2·8	1·0	4·8	0·0	0·0	0·0	0·0	0·1	0·0	0·1	0·0	1·5	0·0	0·5	0·0	160 7 3
33·4	18·5	54·9	27·0	97·5	7·4	131·9	0·5	3·3	2·0	5·3	103·6	56·5	160·1	0·0	458·5	2·3	25·8	77·3	2973 18 11
3·6	0·0	3·6	1·5	3·1	0·0	4·6	0·0	52·3	34·5	86·8	56·1	18·0	74·0	0·0	78·0	0·0	21·8	31·5	1076 7 8
0·0	0·0	0·0	0·1	0·0	0·0	0·1	0·0	0·3	0·0	0·3	3·5	3·0	6·5	0·0	4·0	0·0	4·5	3·0	259 9 10
3·0	1·0	4·0	15·3	73·3	10·0	98·5	1·8	0·0	0·0	0·0	2·1	0·0	2·1	0·0	35·5	1·0	7·8	4·0	438 13 2
0·1	0·0	0·1	1·0	1·3	0·0	2·3	0·0	1·5	0·5	2·0	1·0	0·0	1·0	0·0	6·0	0·0	4·5	3·0	269 0 3
22·4	4·5	26·9	12·0	17·6	0·3	29·9	0·5	2·1	0·3	2·4	1·6	0·0	1·6	0·3	20·3	1·1	27·5	9·8	459 6 10
10·9	2·3	13·1	0·0	3·3	0·0	3·3	0·0	51·8	22·3	74·0	8·0	1·0	9·0	0·0	26·5	0·0	9·0	43·0	448 15 1
1·9	0·0	1·9	0·0	0·8	0·0	0·8	0·4	164·9	57·3	222·1	8·4	2·0	10·4	0·0	42·0	0·0	9·6	70·5	1053 10 11
10·5	0·1	10·6	4·6	20·5	0·0	25·1	0·0	10·0	1·6	11·6	1·1	1·0	2·1	0·0	13·5	1·0	71·3	3·5	905 9 2
362·1	93·5	458·6	4·1	93·3	2·5	99·9	13·8	17·4	3·6	21·0	12·5	0·8	13·3	1·1	243·5	14·0	235·1	179·9	3738 0 4
7·8	0·3	8·0	0·0	0·1	0·0	0·1	0·0	0·0	0·0	0·0	0·0	0·0	0·0	0·0	2·0	0·0	3·0	0·0	56 5 6
16·5	0·0	16·5	11·0	145·5	6·4	162·9	0·0	6·3	2·1	8·4	0·1	0·0	0·1	0·0	30·0	0·5	247·8	5·8	1454 7 4
33·3	2·5	38·8	1·5	23·3	1·9	29·6	3·3	0·5	0·0	0·5	0·8	0·0	0·8	0·0	23·5	0·1	39·3	19·0	449 1 1
2·8	0·3	3·0	1·3	27·0	1·8	30·0	0·0	1·0	0·0	1·0	0·0	0·0	0·0	0·0	4·3	0·0	51·0	1·0	207 15 8
1·5	0·0	1·5	0·0	0·3	0·0	0·3	0·0	0·0	0·0	0·0	0·0	0·0	0·0	0·0	0·0	0·1	3·5	0·3	27 0 3
1·5	0·0	1·5	1·0	8·0	3·0	12·0	0·0	0·0	0·0	0·0	0·0	0·0	0·0	0·0	1·0	0·0	9·0	0·0	86 2 0
2·0	0·0	2·0	1·3	15·0	1·0	17·3	0·0	0·0	0·0	0·0	0·0	0·0	0·0	0·0	1·0	0·0	20·0	0·0	117 9 0
17·9	6·1	24·0	50·6	215·1	11·5	277·3	2·0	0·1	0·0	0·1	7·6	1·6	9·3	0·4	88·4	2·3	17·1	5·8	3136 12 1
27·5	5·1	32·6	57·3	230·4	20·1	303·8	2·0	0·6	0·1	0·8	1·4	0·6	2·0	0·6	99·4	0·1	25·1	7·0	2612 5 8
0·4	0·4	0·8	1·1	12·5	0·0	13·6	0·0	0·0	0·0	0·0	0·4	0·0	0·4	0·0	1·8	0·0	0·0	0·0	545 0 6
10·9	0·9	11·8	3·8	31·1	2·5	37·4	0·0	0·1	0·0	0·1	6·4	3·3	9·6	1·5	84·4	3·0	2·3	13·5	670 3 8
0·1	0·0	0·1	0·0	0·0	0·0	0·0	0·0	14·3	12·0	26·3	9·5	2·0	11·5	7·0	18·0	0·0	0·0	12·0	99 17 4
0·8	0·6	1·4	0·5	0·6	0·0	1·1	0·0	0·0	0·0	0·0	0·5	0·5	1·0	0·0	12·0	0·5	0·0	5·5	242 13 8
3·8	0·5	4·3	8·0	39·0	12·0	59·0	1·3	2·1	5·0	7·1	4·8	4·0	8·8	0·8	10·5	2·0	0·4	3·0	391 9 3
63·1	5·8	68·9	21·6	27·0	0·3	48·9	1·5	0·0	0·0	0·0	3·5	0·8	4·3	0·0	30·4	0·0	139·0	7·0	2263 13 6
37·1	0·4	37·5	81·5	417·9	98·3	597·6	6·0	91·3	1·9	93·1	16·0	0·0	16·0	0·0	96·0	0·0	329·3	5·8	14905 10 3

June, 1906—Totals.

0·0	0·0	0·0	0·0	0·0	0·0	0·0	0·0	0·1	0·0	0·1	1·0	0·0	1·0	0·0	1·0	0·0	0·5	2·0	129 2 2
49·8	45·4	95·1	57·0	110·3	3·8	171·0	5·5	0·6	0·0	0·6	2·5	0·5	3·0	0·0	92·0	0·0	52·3	3·0	2669 0 5
0·6	0·0	0·6	0·0	0·0	0·0	0·0	0·0	112·5	83·0	195·5	49·5	29·8	79·3	0·0	45·0	0·0	19·0	43·0	1050 7 1
0·3	0·0	0·3	1·5	2·3	0·0	3·8	0·0	2·8	0·0	2·8	3·5	1·3	4·8	0·0	41·0	0·0	11·8	6·0	203 5 10
2·8	1·0	3·8	10·0	57·0	8·3	75·3	0·0	0·0	0·0	0·0	1·0	0·0	1·0	0·0	54·0	0·0	8·8	0·0	304 14 7
3·3	0·8	4·0	6·3	7·0	0·3	13·5	0·3	1·8	0·5	2·3	2·4	0·3	2·6	0·1	17·0	0·0	7·5	1·0	94 1 5
83·3	19·6	107·9	47·9	163·5	9·0	220·4	9·9	2·5	0·0	2·5	3·1	0·0	3·1	5·5	210·3	4·3	66·0	25·3	2349 13 1
21·0	2·8	23·8	0·3	4·5	0·5	5·3	0·5	126·3	59·5	185·8	31·5	0·0	31·5	0·0	57·5	0·1	29·8	65·0	686 0 5
10·9	0·4	11·3	0·5	7·3	0·5	8·3	0·0	396·6	187·0	583·6	83·0	16·0	99·0	0·0	111·3	2·5	42·1	150·0	1888 12 10
3·8	0·1	3·9	3·0	29·8	2·3	35·0	0·0	2·5	0·5	3·0	0·3	0·0	0·3	0·0	8·3	0·0	61·0	1·5	310 14 10
203·9	66·5	270·4	2·4	49·5	1·8	53·6	3·0	66·5	19·8	86·3	19·0	4·3	23·3	0·5	156·1	0·0	163·1	113·3	3192 8 9
81·3	3·1	84·4	1·4	15·4	0·8	17·5	0·0	42·9	12·8	55·6	8·3	0·0	8·3	0·0	74·5	0·0	49·5	34·0	674 14 10
42·0	1·4	43·4	26·4	311·3	11·1	348·8	0·0	17·9	1·5	19·4	2·3	0·0	2·3	0·0	60·9	1·6	583·8	29·3	2629 5 8
15·9	1·3	17·1	8·5	110·5	4·0	123·0	0·0	4·1	0·0	4·1	0·0	0·0	0·0	0·0	15·0	0·0	200·3	12·5	763 6 5
292·9	8·5	301·4	6·1	154·6	3·9	164·6	5·5	0·6	0·0	0·6	0·0	0·0	0·0	0·1	63·5	0·4	234·0	92·5	2368 5 10
17·5	0·5	18·0	6·3	75·3	5·3	86·8	0·0	3·9	0·0	3·9	0·0	0·0	0·0	0·0	1·6	0·0	100·3	2·0	649 0 8
2·0	0·3	2·3	2·5	25·8	4·8	33·0	0·0	0·1	0·0	0·1	0·0	0·0	0·0	0·0	1·8	0·0	41·5	0·0	165 8 1
1·0	0·0	1·0	0·0	1·0	0·0	1·0	0·0	0·0	0·0	0·0	0·0	0·0	0·0	0·0	0·3	0·0	2·5	0·5	8 13 6
11·6	6·6	18·3	14·8	119·6	3·0	137·4	0·5	0·8	0·8	1·5	4·5	0·0	4·5	0·3	98·3	0·0	10·4	7·2	2367 12 1
22·1	7·1	29·3	41·8	137·8	7·5	187·0	3·1	0·0	0·0	0·0	0·5	0·0	0·5	0·4	145·0	0·0	19·1	6·5	1489 11 10
1·3	1·3	2·5	2·6	27·9	0·5	31·0	0·0	0·0	0·0	0·0	0·4	0·1	0·5	0·0	16·0	0·0	0·0	1·5	769 16 4
0·5	0·0	0·5	0·3	2·5	0·0	2·8	0·0	0·0	0·0	0·0	0·0	0·0	0·0	0·0	1·5	0·0	0·0	1·0	126 18 0
0·8	0·8	1·5	0·0	2·5	0·0	2·5	0·5	40·5	23·5	64·0	6·0	0·0	6·0	7·0	71·0	0·0	0·0	14·0	174 13 7
0·6	0·0	0·6	0·0	0·0	0·0	0·0	0·0	0·0	0·0	0·0	3·0	16·0	19·0	0·0	19·0	0·0	0·3	0·0	337 11 3
44·3	6·0	50·3	6·6	5·3	0·0	11·9	0·5	0·0	0·0	0·0	0·8	0·0	0·8	0·0	10·0	0·0	274·5	10·0	1433 4 2
51·1	0·0	51·1	21·4	155·6	12·5	189·5	0·0	98·4	0·9	99·3	23·0	0·0	23·0	0·0	35·8	0·0	252·3	2·5	9784 19 5

Aberdeen Trawlers.

Area.	Trips.	Hours.	Cod.	Codling.	Total.	Ling.	Tusk.	Saithe.	Hake.	Haddock.						Whiting.	Turbot.	Halibut.	Brill.
										Extra Large.	Large.	Medium.	Small.	Extra Small.	Total.				
VII ..	1	60	13·0	7·8	20·8	14·5	0·0	6·0	0·1	0·0	37·0	20·0	17·0	0·0	74·0	2·5	0·8	3·0	0·0
X	60	3911	2542·3	2172·5	4714·8	372·7	3·1	512·2	38·9	111·3	4434·0	844·5	1166·0	21·0	6576·8	144·3	14·6	130·3	0·3
XI ..	1	77	11·5	10·5	22·0	55·7	1·5	40·0	41·2	0·0	11·5	8·5	18·3	0·0	38·3	0·0	0·1	1·0	0·0
XII ..	2	166	12·5	19·0	31·5	60·0	0·1	28·0	0·5	0·0	138·5	53·0	69·3	0·0	260·8	13·0	4·3	10·3	0·0
XIII ..	5	226	144·0	55·5	199·5	26·0	0·0	6·6	141·0	19·3	69·0	32·5	54·3	0·0	175·0	15·0	4·3	5·1	0·6
XIV ..	22	971	734·3	618·5	1352·8	282·2	2·9	234·2	39·4	43·8	1360·8	339·8	856·0	0·0	2600·3	170·5	16·0	21·4	0·8
XVII ..	20	700	748·8	112·5	861·3	22·0	0·0	16·7	50·0	9·5	122·0	79·0	260·5	37·0	508·0	2 0·3	4·0	6·0	5·5
XVIII ..	18	1199	402·5	150·5	553·0	201·8	8·9	254·1	2·8	0·0	178·0	122·0	325·8	53·3	679·0	231·8	7·0	22·4	0·0
XIX ..	17	113	428·8	123·8	552·5	206·0	8·0	276·5	2·6	0·0	177·3	146·8	362·5	41·0	727·5	260·5	13·6	22·1	0·0
XX ..	1	117	8·0	4·0	12·0	13·2	0·0	4·0	0·0	0·0	33·8	20·8	14·8	0·0	69·3	6·5	0·8	0·5	0·0
XXIII ..	166	7706	3104·8	762·6	3867·4	680·0	1·1	790·0	12·1	4·8	898·8	613·0	2620·3	556·5	4693·3	606·9	100·1	58·8	1·6
XXIV ..	14	958	411·3	56·8	468·0	144·7	0·4	134·0	0·4	0·0	99·5	72·8	188·3	66·0	426·5	132·3	14·4	13·9	0·0
XXV ..	8	900	90·3	54·5	144·8	15·3	0·0	20·0	0·8	0·0	371·0	170·8	317·5	0·0	859·3	29·8	5·8	10·1	0·0
XXVI ..	1	88	20·3	3·0	23·3	18·7	0·0	12·0	0·5	0·0	67·0	12·0	18·0	0·0	97·0	1·0	2·5	0·8	0·8
XXVIII ..	4	122	19·0	40·0	59·0	3·2	0·0	0·9	0·4	0·3	6·8	9·5	42·0	40·8	99·3	8·3	0·8	0·3	0·3
XXIX ..	126	5870	1037·5	397·3	1434·8	133·0	0·0	318·7	2·5	17·0	1286·0	675·5	2056·5	403·3	4438·3	161·0	84·8	15·9	0·0
XXX ..	3	246	16·0	6·8	22·8	2·7	0·0	4·5	0·1	0·0	27·5	17·5	52·0	4·0	101·0	1·9	0·9	1·5	0·0
XXXI ..	4	390	105·8	37·8	143·5	12·2	0·0	16·7	0·0	1·0	208·5	87·0	131·5	34·5	462·5	12·5	0·6	2·3	0·0
C	15	699	379·3	145·3	524·5	42·0	0·0	46·1	1·5	64·8	1310·0	399·0	408·0	4·0	2185·8	74·0	4·6	14·3	0·0
D	36	1595	910·3	736·5	1646·8	121·2	0·0	65·9	5·7	171·8	2882·0	583·0	404·8	5·8	4047·3	30·0	11·5	36·4	0·9
J	6	271	731·3	153·5	884·8	43·2	0·1	84·6	0·1	39·5	388·8	150·8	119·0	0·0	698·0	4·3	3·6	7·0	0·0
Rockall ..	1	63	29·3	9·0	38·3	6·7	0·0	0·1	0·0	54·0	353·0	0·0	131·0	0·0	538·0	0·0	0·1	16·0	0·0
Faroe ..	12	751	667·0	1135·8	1802·8	29·2	2·4	51·3	2·6	567·8	721·5	264·8	259·0	0·0	1813·0	230·0	0·4	69·3	0·4
Iceland ..	21	2558	9321·5	1468·8	10790·3	168·8	0·5	2220·2	0·0	3103·3	1130·8	37·5	814·8	0·0	5086·3	129·0	0·0	199·8	0·0

Aberdeen Trawlers.

VI ..	7	398	173·3	95·3	268·5	256·8	4·5	125·7	69·1	14·0	564·8	159·5	215·8	0·0	954·0	13·8	0·1	35·3	0·0
IX ..	1	88	35·5	14·3	49·8	18·7	0·8	12·8	9·7	1·0	37·0	9·5	31·0	0·0	78·5	14·3	0·8	0·8	0·0
X	34	2443	671·8	739·8	1411·5	428·7	0·0	185·8	197·0	82·8	2496·8	842·8	1096·0	0·0	4518·3	345·5	5·6	77·0	0·0
XII ..	1	92	2·8	10·9	12·8	10·0	0·0	9·0	0·2	0·3	86·5	28·5	18·5	0·0	133·8	3·0	2·5	5·0	0·0
XIII ..	3	60	111·3	19·8	131·0	0·3	0·0	5·6	0·2	20·5	54·3	16·3	16·0	0·0	107·0	0·0	0·5	1·1	0·0
XIV ..	121	8178	2741·5	2534·8	5276·3	1801·8	39·5	2130·0	637·3	351·0	7074·0	2271·8	4933·0	60·3	14690·0	1233·0	61·6	143·3	4·0
XV ..	1	68	24·0	20·0	44·0	35·7	1·0	19·5	10·5	2·0	39·0	18·0	64·0	0·0	123·0	12·5	0·4	0·8	0·0
XVII ..	12	308	413·8	126·0	539·8	8·0	0·0	34·7	14·3	2·0	119·5	67·5	195·0	0·0	384·0	32·0	1·4	3·5	0·0
XVIII ..	22	1534	725·3	158·0	883·3	281·0	29·9	175·9	3·7	0·5	88·5	81·3	439·5	0·0	609·8	325·5	3·6	23·9	0·0
XIX ..	9	645	340·3	52·0	392·3	153·7	6·4	80·5	2·6	0·0	63·3	48·8	248·0	4·5	364·5	87·8	2·0	14·8	0·0
XX ..	2	200	20·5	10·5	31·0	3·8	0·0	6·9	0·0	0·0	108·8	39·5	42·8	17·5	208·5	20·0	0·3	2·0	0·0
XXIII ..	177	7302	2514·1	965·9	3480·0	720·3	2·9	549·5	34·6	6·3	894·6	650·5	3206·1	212·8	4970·3	618·8	115·0	52·8	1·3
XXIV ..	39	2460	752·8	92·8	845·5	244·7	1·4	115·9	0·8	0·0	258·8	192·8	646·0	15·8	113·3	304·0	43·6	20·6	0·0
XXV ..	5	549	77·5	29·0	106·5	25·2	0·1	34·5	0·0	0·1	222·3	80·5	220·0	8·0	530·9	42·5	3·3	5·3	0·0
XXVI ..	3	240	36·5	14·8	51·3	5·3	0·0	3·6	0·0	0·0	155·3	44·8	102·0	0·0	302·0	4·0	1·0	1·9	0·0
XXVII ..	2	70	13·3	16·8	30·0	6·8	0·0	2·7	0·3	8·8	112·0	20·8	58·3	0·0	199·8	16·5	1·3	0·5	0·0
XXIX ..	142	1704	594·3	506·0	1100·3	238·7	0·0	104·5	3·8	5·5	1002·6	512·8	2415·3	258·3	4194·3	196·8	76·1	13·6	0·0
XXXI ..	3	285	17·3	15·5	32·8	3·5	0·0	1·1	0·1	0·0	127·3	38·3	110·5	12·8	288·8	12·0	0·6	0·9	0·0
XXXII ..	1	72	5·0	11·5	16·5	2·7	0·0	0·0	0·0	0·0	68·0	11·5	86·0	0·0	165·5	2·0	0·0	0·8	0·0
C	5	152	72·0	49·3	121·3	7·3	0·0	8·4	0·1	22·0	388·0	51·5	63·3	0·0	524·8	4·8	0·5	1·9	0·0
D	3	127	39·9	49·5	89·4	4·0	0·0	14·3	2·8	151·3	146·3	35·5	23·0	0·0	356·0	9·0	0·3	2·4	0·0
J	9	342	587·5	127·8	715·3	43·8	0·0	58·2	0·8	34·8	711·8	251·8	275·8	0·0	1274·0	15·5	5·1	10·0	0·0
K	3	147	135·5	43·0	178·5	13·3	0·0	2·0	0·2	11·0	254·0	97·8	111·5	0·0	474·3	1·0	2·3	3·4	0·0
L	1	48	16·3	0·8	17·0	3·2	0·0	6·5	28·5	1·0	1·0	0·0	0·0	0·0	2·0	0·0	0·1	0·0	0·0
S	1	24	2·0	0·0	2·0	21·5	0·0	8·0	0·4	1·0	67·3	71·0	80·5	0·0	219·8	3·0	4·8	1·0	0·0
Faroe ..	7	597	464·8	526·3	991·0	27·0	1·4	144·0	0·0	509·0	536·3	240·5	88·8	0·0	1374·5	38·8	0·0	65·5	0·0
Iceland ..	10	1020	3918·0	208·0	4126·0	89·3	0·3	1877·5	0·0	1327·3	448·0	225·3	226·3	0·0	2226·8	17·0	0·0	103·0	0·0

JULY, 1906—TOTALS.

Lemons.			Plaice.				Dabs.	Whitches.			Megrims.			Eel.	Skate.	Gurnard.	Catfish.	Monk.	Gross Earnings.
Large.	Small.	Total.	Large.	Medium.	Small.	Total.		Large.	Small.	Total.	Large.	Large.	Total.						£ s. d.
1·0	0·0	1·0	0·8	1·0	0·0	1·8	0·0	0·3	0·0	0·3	1·0	0·0	1·0	0·0	6·0	5·0	2·0	4·0	80 6 6
78·3	35·5	113·8	94·8	199·8	8·8	303·3	3·0	4·8	2·0	6·8	25·5	5·1	30·6	0·4	314·4	0·3	103·3	33·8	4578 6 0
0·1	0·0	0·1	0·0	0·1	0·0	0·1	0·0	0·5	0·0	0·5	4·5	2·5	7·0	0·0	3·0	0·0	1·5	1·0	37 3 3
2·0	0·0	2·0	2·3	4·3	0·0	6·5	0·0	1·0	0·0	1·0	3·5	0·3	3·8	0·0	50·0	0·0	9·8	0·0	158 3 9
6·0	0·5	6·5	2·9	25·0	0·6	28·5	0·0	0·0	0·0	0·0	4·0	0·0	4·0	0·0	35·5	3·0	9·5	2·8	274 4 11
41·5	5·6	47·1	18·3	82·1	0·8	101·1	0·5	0·0	0·0	0·0	22·3	1·5	23·8	0·1	260·5	0·0	88·8	17·5	1991 4 2
29·8	6·0	35·8	8·3	35·3	2·5	46·0	5·4	1·5	1·0	2·5	3·1	0·0	3·1	3·3	63·5	0·6	27·0	15·8	799 9 6
11·0	0·3	11·3	0·0	0·1	0·0	0·1	0·0	187·4	70·8	258·1	47·5	10·3	57·8	0·0	40·2	0·0	25·9	57·0	978 17 8
5·5	0·0	5·5	0·0	0·0	0·0	0·0	0·0	218·3	91·3	309·5	69·1	9·8	78·9	0·0	34·4	0·0	17·8	74·5	1105 14 6
1·8	0·0	1·8	0·3	5·8	0·3	6·3	0·0	0·4	0·0	0·4	0·0	0·0	0·0	0·0	1·0	0·0	10·0	0·0	46 14 3
794·3	108·3	902·5	4·1	144·0	12·1	160·3	17·4	61·3	25·3	86·5	36·8	5·8	42·5	0·0	510·8	0·0	312·8	203·3	5962 12 0
82·8	0·6	83·4	0·8	12·0	0·8	13·5	0·0	38·4	13·5	51·9	11·3	2·3	13·5	0·0	66·0	0·0	43·3	19·0	721 10 8
15·0	0·5	15·5	4·6	61·4	4·5	70·5	0·0	4·5	0·0	4·5	0·0	0·0	0·0	0·0	5·8	0·0	60·0	0·3	486 5 6
5·0	0·1	5·1	2·5	15·3	0·5	18·3	0·0	0·5	0·0	0·5	0·0	0·0	0·0	0·0	3·0	0·0	21·0	2·0	102 18 9
13·5	4·1	17·6	0·1	5·8	0·4	6·3	0·0	0·0	0·0	0·0	0·5	0·0	0·5	0·0	8·5	0·0	11·8	3·5	97 0 10
636·4	27·6	664·0	7·5	202·4	5·8	215·6	6·3	3·4	0·0	3·4	1·5	0·0	1·5	1·1	102·8	8·5	235·0	125·5	4295 15 0
6·5	1·5	8·0	0·0	3·0	0·0	3·0	0·0	0·3	0·0	0·3	0·1	0·0	0·1	0·0	3·0	0·1	2·3	3·0	56 19 6
10·9	0·1	11·0	1·1	14·8	2·3	18·1	0·0	4·0	0·0	4·0	0·0	0·0	0·0	0·0	0·5	0·0	15·0	0·0	285 19 0
5·0	2·5	7·5	8·3	77·3	0·5	86·0	0·8	0·4	0·0	0·3	2·5	0·0	2·5	0·0	22·1	0·0	1·0	2·0	1168 14 2
32·4	6·8	39·1	28·4	133·8	10·6	172·8	2·3	0·4	0·0	0·3	3·0	0·0	3·0	1·4	174·0	4·0	11·4	2·0	3008 8 3
1·8	0·9	2·6	8·8	26·0	0·0	34·8	0·0	0·0	0·0	0·0	0·5	0·0	0·5	0·3	14·3	0·0	2·3	0·0	637 5 11
0·0	0·0	0·0	0·0	0·0	0·0	0·0	0·0	0·0	0·0	0·0	20·3	0·0	20·3	0·0	20·0	4·0	0·0	0·0	82 5 8
58·0	9·6	67·6	7·0	5·4	0·0	12·4	4·3	1·0	0·5	1·5	3·0	0·0	3·0	0·1	13·5	0·0	141·3	2·0	1290 13 5
28·6	0 0	28·6	6·8	70·0	17·5	94·3	2·0	8·4	0·0	8·4	18·9	0·8	19·6	0·0	47·3	0·0	80·3	25·5	4161 9 2

AUGUST, 1906—TOTALS.

4·5	0·0	4·5	0·5	3·4	0·0	3·9	0·0	0·0	0·0	0·0	41·0	45·0	86·0	0·0	185·0	59·0	2·4	29·0	658 8 2
3·8	0·0	3·8	0·8	1·0	0·0	1·8	0·0	0·0	0·0	0·0	3·0	0·3	3·3	0·0	4·0	0·0	3·8	0·0	91 9 1
43·0	25·5	68·5	30·1	89·1	11·6	130·9	0·0	0·8	0·0	0·8	39·1	46·0	85·1	0·0	324·0	14·5	19·5	37·8	2848 10 7
1·3	0·0	1·3	0·8	1·8	0·0	2·5	0·0	0·8	0·1	0·9	1·0	0·1	1·1	0·0	32·0	0·0	2·0	0·0	132 14 6
1·8	0·8	2·5	2·0	4·0	2·5	8·5	0·0	0·0	0·0	0·0	0·0	0·0	0·0	0·3	10·5	0·0	0·3	1·0	126 18 7
286·6	37·0	303·6	110·4	321·6	6·9	438·9	1·8	28·4	11·8	40·1	167·5	21·5	189·0	0·5	957·8	54·0	328·6	163·0	10533 12 6
6·0	0·0	6·0	0·3	1·0	0·0	1·3	0·0	2·0	0·8	2·8	1·0	0·0	1·0	0·0	4·0	0·0	6·8	0·0	88 15 1
17·6	4·3	21·9	4·0	9·8	0·0	13·8	0·5	0·0	0·0	0·0	0·1	0·0	0·1	0·9	25·0	0·5	4·3	4·8	530 12 10
39·3	6·3	45·5	0·0	1·4	0·0	1·4	0·0	170·8	72·5	243·3	64·5	14·5	79·0	0·1	45·8	0·0	26·8	54·5	1517 6 1
7·8	0·0	7·8	0·0	0·8	0·0	0·8	0·0	103·1	30·8	133·9	28·1	3·8	31·9	0·0	29·0	0·0	12·0	33·3	639 9 1
1·5	0·1	1·6	0·0	10·4	0·0	10·4	0·0	3·0	0·0	3·0	0·0	0·0	0·0	0·0	3·8	0·0	0·5	0·0	128 13 5
721·5	151·4	872·9	4·1	112·3	9·0	125·4	33·1	75·3	29·1	104·4	43·9	3·1	47·0	3·1	724·3	19·6	140·6	298·5	6905 2 8
313·6	7·4	321·0	0·0	23·9	0·4	24·3	0·0	70·0	23·9	93·9	20·1	1·0	21·1	0·0	275·8	2·0	48·0	65·5	2207 12 1
8·0	0·1	8·1	5·3	51·3	0·0	56·5	0·0	4·6	2·0	6·6	0·0	0·0	0·0	0·0	4·8	0·0	2·3	1·0	426 0 1
2·5	0·5	3·0	2·5	19·3	0·3	22·0	0·0	2·3	0·0	2·3	0·0	0·0	0·0	0·0	5·3	0·0	2·5	2·0	206 14 9
1·0	0·5	1·5	1·8	15·8	0·0	17·5	5·0	0·0	0·0	0·0	0·3	0·1	0·4	0·0	8·0	0·0	1·8	2·5	124 14 4
624·6	59·3	683·9	5·8	164·5	1·9	172·1	7·0	6·4	1·8	8·1	16·1	0·4	16·5	0·4	155·8	46·0	146·3	137·3	4160 6 0
6·3	0·1	6·4	1·1	12·8	0·1	14·0	0·0	1·5	0·0	1·5	0·0	0·0	0·0	0·0	2·8	0·0	1·5	0·0	164 17 8
2·8	0·0	2·8	0·0	3·5	0·0	3·5	0·0	0·5	0·0	0·5	0·0	0·0	0·0	0·0	0·0	0·0	0·0	0·0	89 13 9
0·9	0·4	1·3	1·8	11·3	0·0	13·0	0·0	0·1	0·0	0·1	0·5	0·0	0·5	0·0	8·8	0·0	2·1	0·0	331 19 5
0·8	0·1	0·9	2·8	33·5	4·5	40·8	4·3	0·0	0·0	0·0	0·8	0·0	0·8	0·0	7·0	0·0	0·0	0·0	294 1 8
1·3	1·4	2·6	0·8	15·8	0·0	16·5	0·0	0·0	0·0	0·0	0·5	0·0	0·5	0·3	29·0	0·0	0·8	5·0	946 2 0
1·0	0·8	1·8	1·0	10·0	0·0	11·0	0·0	0·0	0·0	0·0	0·0	0·0	0·0	0·1	24·5	0·0	0·0	0·0	302 6 0
0·1	0·0	0·1	0·0	0·0	0·0	0·0	0·0	18·3	16·0	34·3	2·0	0·0	2·0	4·0	28·0	0·0	0 0	6·0	80 1 9
0·3	0·0	0·3	0·0	0·0	0·0	0·0	0·0	0·0	0·0	0·0	2·0	1·0	3·0	0·0	18·0	0·0	0·0	10·0	105 4 11
21·8	2·8	24·5	10·1	10·3	0·0	20·4	3·6	0·0	0·0	0·0	0·0	0·0	0·0	0·0	9·0	0·0	18·0	0·0	901 9 3
10·0	0·0	10·0	0·4	40·3	15·3	55·9	0·0	8·6	0·8	9·4	6·3	0·0	6·3	0·0	34·1	0·0	49·5	19·0	1986 7 6

Aberdeen Trawlers.

Area.	Trips.	Hours.	Cod.	Codling.	Total.	Ling.	Tusk.	Saithe.	Hake.	Haddocks.						Whiting.	Turbot.	Halibut.	Brill.
										Extra Large.	Large.	Medium.	Small.	Extra Small.	Total.				
VI ..	1	72	25·0	14·5	39·5	22·5	1·3	12·0	13·3	1·5	26·0	12·5	23·5	0·0	63·5	11·0	0·0	2·0	0·0
VII ..	1	77	28·0	12·0	40·0	57·7	2·0	15·0	98·0	0·5	34·0	11·0	20·0	0·0	65·5	7·0	0·3	1·4	0·0
X	69	4716	1423·8	1136·3	2560·0	1597·8	32·6	849·7	2058·9	193·3	4730·0	1601·8	2048·3	19·5	8592·8	733·5	11·4	130·9	0·0
XI ..	2	125	15·0	15·3	30·3	58·8	3·1	18·1	48·1	0·5	111·3	44·0	50·3	0·0	206·0	10·0	0·4	4·0	0·0
XII ..	4	288	28·5	33·5	62·0	40·8	0·9	32·9	11·2	0·5	214·8	86·8	148·5	0·0	450·5	21·5	4·0	6·8	0·0
XIII ..	3	162	68·8	74·0	142·8	0·5	0·0	26·7	0·0	173·8	145·0	51·0	25·8	0·0	395·5	0·0	0·3	2·5	0·0
XIV ..	81	4984	1024·3	1159·0	2183·3	646·8	20·3	869·3	691·9	236·0	4400·0	2028·5	3763·0	3·0	10430·5	2176·8	11·4	83·9	1·8
XV ..	1	50	9·0	11·8	20·8	8·5	0·5	7·0	0·0	0·0	15·0	13·0	28·0	0·0	56·0	9·0	0·0	2·3	0·0
XVII ..	1	3	0·0	1·0	1·0	0·0	0·0	0·0	0·0	0·0	0·8	0·0	5·8	0·0	6·5	0·0	0·0	0·0	0·0
XVIII ..	58	3818	1843·5	250·5	2094·0	654·0	14·4	499·4	30·0	1·0	211·0	221·5	1230·0	30·8	1694·3	788·0	4·3	98·0	0·4
XIX ..	6	400	213·5	26·8	240·3	59·7	1·3	41·4	4·8	0·0	41·8	30·3	168·0	0·0	240·0	91·3	0·1	12·0	0·0
XX ..	1	152	30·0	8·8	38·8	5·7	0·0	4·4	0·0	0·0	45·5	19·0	34·5	0·0	99·0	12·0	0·6	2·0	0·0
XXIII ..	180	6710	1897·4	1428·5	3325·9	730·8	0·8	313·1	33·2	0·0	692·8	577·5	3004·0	138·3	4412·5	728·0	56·8	28·6	0·9
XXIV ..	44	2683	822·3	105·5	927·8	316·8	1·4	212·9	3·3	0·3	208·5	170·8	685·3	17·8	1082·5	324·5	20·8	29·6	0·0
XXV ..	2	125	26·0	16·0	42·0	5·2	0·1	6·7	0·0	0·0	97·0	14·3	114·0	0·0	225·3	15·3	1·9	1·0	0·0
XXVI ..	2	215	22·8	15·5	38·3	6·2	0·0	42·0	0·0	1·0	94·8	38·0	134·8	34·0	302·5	15·5	1·4	1·5	0·4
XXVII ..	5	197	86·8	88·3	175·0	21·3	0·0	14·8	0·5	28·0	189·5	38·0	247·5	9·8	512·8	5·8	0·5	4·4	0·0
XXVIII ..	8	249	21·8	104·5	126·3	13·0	0·0	0·0	0·1	1·0	25·5	35·3	138·3	41·5	241·5	12·0	6·0	0·6	0·4
XXIX ..	59	2208	133·0	207·3	340·3	60·0	0·0	11·9	1·6	1·8	283·0	183·0	1154·5	0·0	1622·3	64·6	25·5	1·8	0·6
XXXI ..	2	186	24·8	12·0	36·8	4·3	0·0	16·7	0·0	0·3	89·5	39·8	51·3	0·0	180·8	6·3	2·6	0·4	0·0
XXXIII ..	2	116	37·5	18·3	55·8	3·7	0·0	1·5	0·0	10·0	76·3	53·3	81·8	0·0	221·3	3·0	5·5	3·0	0·0
C	13	518	245·8	234·3	480·0	28·3	0·0	19·2	1·2	79·5	1096·0	162 5	187·5	0·0	1525·5	30·3	5·1	8·9	0·0
D	8	412	151·8	173·5	325·3	28·0	0·1	5·9	1·6	31·3	526·3	107·3	134·8	0·0	799·5	5·5	12·4	3·1	0·6
K	1	92	13·3	8·0	21·3	30·0	1·0	1·0	17·4	16·0	90·0	10·5	2·0	0·0	118·5	4·3	2·8	0·5	0·0
Faroe ..	8	599	316·5	1066·5	1383·0	15·0	2·6	108·4	0·0	212·0	502·8	318·8	205·0	0·0	1238·5	3·0	0·3	111·3	0·0
Iceland ..	4	404	115·0	36·5	151·5	25·8	0·0	403·0	0·0	189·0	394·5	123·0	176·3	0·0	882·8	200·5	0·0	35·8	0·0

Aberdeen Trawlers.

VI ..	7	616	228·8	85·8	314·5	289·3	8·3	74·6	422·9	16·5	470 3	132·8	215·3	10·0	844·8	50·5	0·1	13·0	0·0
IX ..	2	99	59·3	32·5	91·8	13·7	0·3	7·0	7·3	14·0	130·5	55·8	104·5	0·0	304·8	29·3	0·8	3·3	0·0
X	45	3143	738·5	438·5	1177·0	708·8	16·8	205·0	1430·4	94·3	2218·5	907·8	1567·8	13·5	4801·8	494·3	8·1	59·6	2·3
XI ..	4	386	63·5	48·3	114·8	61·7	1·4	95·5	52·3	1·0	250·5	103·8	144·0	6·3	505·5	36·5	0·6	7·1	0·0
XII ..	10	634	117·8	80·3	198·0	111·0	4·3	172·5	84·2	1·0	406·3	192·8	291·3	40·8	932·0	78·0	0·3	14·9	0·0
XIII ..	4	199	54·8	59·3	114·0	16·8	0·0	44·7	17·4	195·0	165·0	65·8	139·8	0·0	565·5	70·0	0·6	4·0	0·0
XIV ..	161	10632	3098·0	1892·0	4990·0	1378·7	53·8	971·0	2626·0	388·0	6731·3	2995·0	7651·3	206·8	17972·3	3052·8	29·1	164·6	1·3
XV ..	6	477	91·0	57·5	148·5	90·5	4·3	96·1	191·9	0·5	169·3	92·0	233·3	11·0	506·0	134·3	0·1	14·5	0·0
XVII ..	2	99	9·0	22·0	31·0	10·5	0·0	0·2	2·3	1·0	71·3	39·0	65·5	0·0	176·8	8·0	0·4	0·1	0·0
XVIII ..	21	1263	314·5	122·8	437·3	148·5	4·1	59·4	48·5	0·8	126·0	99·0	628·3	26·3	880·3	197·5	7·9	21·9	0·6
XIX ..	3	267	71·3	29·8	101·0	54·8	3·3	11·7	42·4	0·0	40·0	21·5	105·0	0·0	166·5	71·5	1·0	8·5	0·0
XXIII ..	208	6065	1508·9	1121·3	2630·1	450·3	1·1	302·0	26·7	4·0	915·1	822·8	4298·5	609·8	6650·1	535·3	66·8	22·5	3·3
XXIV ..	18	1067	307·0	41·8	348·8	131·2	0·3	83·0	2·0	0·0	67·8	82·8	336·5	22·5	509·5	83·8	3·3	6·9	0·0
XXV ..	5	435	98·8	52·5	151·3	16·2	0·4	13·5	0·2	1·0	221·8	70·5	298·5	55·8	647·5	28·8	0·8	3·0	0·0
XXVII ..	1	36	16·5	14·0	30·5	4·0	0·0	0·2	2·5	2 5	51·0	27·0	28·0	0·0	108·5	3·0	0·5	0·8	0·0
XXVIII ..	12	258	18·5	79·0	97·5	11·0	0·0	0·7	0·4	0·1	11·0	40·0	162·8	43·5	257·4	26·0	3·0	0·4	0·8
XXIX ..	24	801	40·8	105·5	146·3	15·8	0·0	2·8	0·4	1·5	93·3	67·8	514·8	165·3	842·5	27·5	8·9	0·9	0·1
XXX ..	3	200	28·3	6·3	34·5	7·7	0·0	27·3	0·7	0·0	19·5	4·5	48·0	31·8	103·8	8·0	4·6	1·0	0·0
XXXI ..	1	40	19·0	8·5	27·5	3·0	0·0	8·0	0·0	0·0	17·0	11·0	24·5	0·0	52·5	2·0	0·0	0·0	0·0
XXXII ..	1	112	10·0	5·0	15·0	0·5	0·0	1·3	0·0	0·0	23·5	14·0	44·5	0·0	82·0	3·3	0·4	0·8	0·0
XL ..	1	40	1·5	5·0	6·5	0·2	0·0	0·0	0·0	10·0	38·8	69·0	42·8	0·0	160·5	2·0	0·4	0·0	0·0
C	3	120	51·5	28·3	79·8	4·2	0·0	7·8	0·4	10·3	184·3	49·3	93·8	0·0	337·5	1·3	2·9	0·1	0·0
D	4	255	36·3	71·3	107·5	6·3	0·0	0·5	0·9	16·0	179·3	75·8	141·0	0·0	412·0	8·5	0·8	1·0	1·0
Faroe ..	11	633	241·5	909·8	1151·3	26·0	6·4	88·0	27·7	138·5	430·0	435·8	298·8	0·0	1303·0	6·8	0·4	102·0	0·0
Iceland ..	1	220	19·3	4·0	23·3	17·0	0·0	56·3	0·0	14·5	1·8	0·0	0·0	0·0	16·3	0·0	0·0	6·5	0·0

September, 1906—Totals.

Lemons.			Plaice.				Dabs.	Whitches.			Megrims.			Eel.	Skate.	Gurnard.	Catfish.	Monk.	Gross Earnings.
Large.	Small.	Total.	Large.	Medium.	Small.	Total.		Large.	Small.	Total.	Large.	Small.	Total.						
																			£ s. d.
0·8	0·3	1·0	0·0	0·4	0·0	0·4	0·0	3·3	2·0	5·3	4·0	2·0	6·0	0·0	6·0	0·0	0·0	3·0	64 16 9
1·5	0·0	1·5	0·0	0·3	0·0	0·3	0·0	0·3	0·0	0·3	7·5	4·0	11·5	0·0	30·0	0·0	1·0	6·0	120 14 3
73·0	27·5	100·5	47·5	131·5	5·0	184·0	5·5	15·9	5·8	21·6	278·8	177·5	456·3	0·5	1001·3	26·0	33·3	199·7	7624 16 0
0·8	0·0	0·8	1·0	1·5	0·0	2·5	0·0	2·0	0·3	2·3	5·5	2·3	7·8	0·0	12·0	0·0	1·8	0·0	134 6 2
2·0	0·0	2·0	1·8	4·3	0·0	6·0	0·0	9·5	2·5	12·0	3·3	0·0	3·3	0·0	49·5	0·0	2·3	2·0	337 15 6
1·0	0·3	1·3	1·8	9·5	7·5	18·8	3·3	0·0	0·0	0·0	0·0	0·0	0·0	0·0	8·0	0·0	0·1	0·0	204 6 10
136·0	28·1	164·1	55·8	184·8	5·9	246·4	0·8	38·5	15·5	54·0	91·4	13·5	104·9	0·4	367·8	13·0	79·1	105·8	7744 3 6
0·8	0·0	0·8	0·0	0·8	0·0	0·8	0·0	2·3	1·0	3·3	0·3	0·0	0·3	0·0	2·0	0·0	1·0	1·0	28 9 1
0·3	0·0	0·3	0·0	0·0	0·0	0·0	0·0	0·0	0·0	0·0	0·0	0·0	0·0	0·0	0·0	0·0	0·0	0·0	1 15 0
83·1	6·5	89·6	1·0	13·8	0·0	14·8	0·0	351·8	139·3	491·0	139·3	31·3	170·5	0·3	188·0	0·0	32·5	90·5	4120 16 7
3·8	0·3	4·0	0·0	0·3	0·0	0·3	0·0	37·8	16·0	53·8	10·0	3·5	13·5	0·1	14·0	0·0	2·8	8·0	422 11 2
1·3	0·0	1·3	0·1	5·0	0·0	5·1	0·0	1·8	0·0	1·8	0·0	0·0	0·0	0·0	6·0	0·0	0·5	0·0	61 16 3
654·3	247·3	901·5	0·6	77·8	1·3	79·6	40·4	97·8	28·5	126·3	52·8	3·3	56·0	2·6	620·6	34·6	87·9	296·8	6972 2 5
253·5	8·6	262·1	0·1	16·4	0·0	16·5	0·0	115·0	43·8	158·8	30·1	1·9	32·0	0·0	205·3	0·0	47·0	51·5	2344 11 11
0·8	0·0	0·8	0·5	9·0	0·0	9·5	0·0	1·0	0·0	1·0	0·0	0·0	0·0	0·0	0·6	0·0	0·5	0·0	128 6 4
1·0	0·0	1·0	0·6	16·8	0·1	17·5	0·0	0·9	0·0	0·9	0·0	0·0	0·0	0·1	3·5	0·0	2·8	2·0	134 18 7
2·6	0·0	2·6	21·4	47·3	5·8	74·4	0·0	0·0	0·0	0·0	0·0	0·0	0·0	0·0	5·5	0·0	11·0	3·0	457 7 4
24·8	8·5	33·3	0·9	12·0	0·1	13·0	0·4	0·0	0·0	0·0	0·8	0·0	0·8	0·4	18·5	0·8	5·9	16·3	310 12 5
217·3	28·3	245·5	1·9	62·4	0·0	64·3	10·5	0·5	0·0	0·5	3·8	0·0	3·8	0·1	75·6	36·8	30·9	69·0	1590 18 11
6·0	0·0	6·0	2·3	13·0	0·5	15·8	0·0	2·5	0·0	2·5	0·0	0·0	0·0	0·0	6·3	0·0	0·3	0·0	170 15 5
0·8	0·0	0·8	8·3	44·3	18·8	71·3	0·0	0·0	0·0	0·0	0·0	0·0	0·0	0·0	11·0	0·0	5·0	2·0	327 17 7
3·0	1·8	4·8	4·3	31·8	6·8	42·8	2·3	0·0	0·0	0·0	0·1	0·0	0·1	0·8	51·0	0·0	0·8	0·0	1342 1 8
2·8	1·6	4·4	1·0	18·8	0·0	19·8	0·0	0·3	0·0	0·3	1·1	0·0	1·1	0·4	76·0	10·0	0·1	6·0	783 16 10
0·8	0·0	0·8	3·3	17·5	1·5	22·3	5·0	0·0	0·0	0·0	5·0	1·8	6·8	0·1	16·0	0·0	0·0	2·5	148 9 9
53·3	8·0	61·3	9·3	3·3	0·0	12·5	5·8	0·0	0·0	0·0	0·0	0·0	0·0	0·0	21·0	0·0	10·8	7·0	1271 9 5
4·4	0·3	4·6	0·9	56·8	33·0	90·6	18·0	10·8	0·0	10·8	1·0	0·0	1·0	0·0	23·3	0·0	5·0	4·0	403 5 6

October, 1906—Totals.

3·6	0·3	3·9	0·0	0·5	0·0	0·5	0·0	2·5	1·8	4·3	47·8	24·5	72·3	0·0	176·0	0·0	1·9	26·0	1115 7 3
3·5	1·0	4·5	4·0	5·3	0·0	9·3	0·0	0·0	0·0	0·0	0·3	0·0	0·3	0·0	21·0	0·0	1·5	4·0	329 17 7
44·6	7·4	52·0	19·1	108·3	6·8	134·1	0·0	18·1	10·5	28·6	131·5	86·8	218·3	2·3	675·5	39·0	22·5	139·3	5644 7 3
2·8	0·0	2·8	3·3	4·1	0·0	7·4	0·0	14·0	5·8	19·8	3·0	0·0	3·0	0·0	20·0	0·0	2·6	8·5	601 1 3
3·0	0·6	3·6	3·5	4·5	0·0	8·0	0·0	17·0	2·9	19·9	9·4	0·8	10·1	0·0	40·0	0·0	3·5	15·3	1002 4 8
5·8	1·3	7·0	4·3	17·0	7·5	28·8	3·8	0·3	0·3	0·5	1·8	0·8	2·5	0·0	65·5	0·0	2·1	6·0	543 4 4
285·4	35·8	321·1	158·0	408·9	3·6	570·5	0·8	113·0	59·6	172·6	174·5	41·9	216·4	1·5	1175 5	97·3	141·0	385·4	18202 0 1
6·3	0·0	6·3	1·8	6·0	0·0	7·8	0·0	33·3	15·5	48·8	7·8	1·0	8·8	0·0	27·0	0·0	6·8	21·0	707 18 10
3·1	0·5	3·6	1·0	6·0	0·1	7·1	0·5	0·0	0·0	0·0	5·0	2·0	7·0	0·0	5·5	0·0	1·5	3·0	112 7 10
31·3	5·4	36·6	4·1	18·0	0·0	22·1	1·9	112·1	47·5	159·6	39·0	8·5	47·5	0·3	119·0	5·1	8·1	58·5	1278 11 8
2·9	0·0	2·9	0·0	0·3	0·0	0·3	0·0	21·3	11·0	32·3	3·6	0·8	4·4	0·0	13·0	0·0	3·3	9·0	235 8 2
451·4	152·4	603·8	2·3	89·9	8·4	100·5	50·4	135·3	53·0	188·3	42·5	0·4	42·9	3·4	628·4	57·0	58·5	310·9	7632 11 3
116·4	1·4	117·8	0·0	6·6	0·0	6·6	0·8	37·3	19·5	56·8	10·9	0·0	10·9	0·0	113·0	1·0	12·1	19·3	1082 15 1
5·0	0·1	5·1	4·8	30·3	0·0	35·0	0·0	3·1	0·1	3·3	0·1	0·0	0·1	0·0	9·5	0·0	3·3	2·5	563 4 8
1·8	0·8	2·5	9·3	11·5	0·0	20·8	0·0	0·0	0·0	0·0	0·0	0·0	0·0	0·0	9·0	0·0	0·3	0·0	180 16 3
22·1	7·0	29·1	0·0	13·5	3·3	16·8	7·5	0·0	0·0	0·0	0·9	0·0	0·9	0·1	16·5	2·4	4·9	5·5	298 16 0
53·6	15·1	68·8	2·8	26·9	31·6	61·3	9·0	0·8	0·0	0·8	5·5	0·0	5·5	0·4	42·5	12·6	9·4	24·5	652 2 3
27·1	0·4	27·5	0·0	2·8	0·0	2·8	0·0	0·5	0·0	0·5	0·3	0·0	0·3	0·0	27·0	2·0	1·0	4·0	178 15 1
2·3	0·3	2·5	0·0	1·0	0·0	1·0	0·0	0·3	0·0	0·3	0·0	0·0	0·0	0·0	0·3	0·0	0·8	0·0	62 19 6
1·0	0·0	1·0	1·0	6·0	0·0	7·0	0·0	1·8	0·0	1·8	0·0	0·0	0·0	0·0	3·0	0·0	0·3	0·0	92 19 10
0·1	0·0	0·1	0·0	0·3	0·0	0·3	0·0	0·0	0·0	0·0	0 0	0·0	0·0	0·0	0·0	0·0	0·0	0·0	132 7 0
1·1	0·3	1·4	2·0	9·8	0·0	11·8	0·0	0·0	0·0	0·0	0·0	0·0	0·0	0·4	27·0	0·0	0·1	0·0	282 0 7
1·8	1·5	3·3	5·0	20·5	0·0	25·5	0·0	0·0	0·0	0·0	0·3	0·0	0·3	0·8	35·0	2·0	0·0	4·0	303 12 4
54·3	11·6	65·9	3·8	1·5	0·0	5·3	10·3	0·3	0·3	0·5	3·0	2·0	5·0	0·0	33·3	5·0	6·5	14·0	1548 17 2
0·0	0·0	0·0	0·3	9·3	3·3	12·8	0·0	0·0	0·0	0·0	0·1	0·0	0·1	0·0	4·0	0·0	3·0	0·0	61 11 6

Aberdeen Trawlers.

Area.	Trips.	Hours.	Cod.	Codling.	Total.	Ling.	Tusk.	Saithe.	Hake.	Haddocks.						Whiting.	Turbot.	Halibut.	Brill.
										Extra Large.	Large.	Medium.	Small.	Extra Small.	Total.				
VI ..	6	468	161·5	82·3	243·8	140·8	4·8	41·7	231·0	19·8	314·8	103·0	178·5	0·0	616·0	24·3	0·4	8·0	0·0
IX ..	1	60	34·8	13·0	47·8	22·2	3·0	2·5	55·2	4·0	26·8	13·0	23·3	0·0	67·0	4·0	0·6	1·8	0·0
X	38	2549	688·3	320·0	1008·3	313·8	13·1	90·7	630·9	59·3	1710·3	745·8	1561·0	0·0	4076·3	592·8	12·0	38·9	0·4
XI ..	20	1664	183·3	210·5	393·8	229·7	10·1	233·0	245·1	1·1	1049·8	426·5	930·5	0·0	2407·9	235·8	1·5	35·8	0·0
XII ..	31	2679	341·3	291·8	633·0	586·0	10·9	540·8	628·3	8·8	1923·0	795·3	1393·3	20·8	4141·0	322·8	4·4	54·1	0·0
XIII ..	1	100	8·3	8·8	17·0	0·8	0·0	0·0	0·0	7·8	36·0	13·8	16·5	0·0	74·0	0·0	1·1	0·1	0·5
XIV ..	107	6251	2382·0	1054·8	3436·8	516·0	20·6	506·7	585·7	529·3	5020·5	1974·3	4344·3	64·0	11932·3	1072·3	34·8	100·5	2·1
XV ..	25	2123	305·3	266·0	571·3	306·3	12·0	307·2	418·0	0·5	1247·0	597·0	1194·3	97·5	3136·3	320·0	1·3	46·1	0·0
XVI ..	10	973	114·8	108·0	222·8	120·0	4·5	131·9	97·4	0·3	556·3	250·0	478·5	23·8	1308·8	105·8	0·5	15·1	0·0
XVII ..	1	51	16·3	19·8	36·0	1·2	0·0	0·0	0·0	1·5	20·3	10·8	18·0	0·0	50·5	1·5	0·0	0·3	0·0
XVIII ..	14	1013	293·8	90·3	384·0	130·5	4·1	77·2	46·2	1·3	73·3	53·3	318·0	136·5	582·3	144·0	1·0	16·3	0·0
XIX ..	4	373	81·3	32·8	114·0	52·2	3·0	18·0	18·8	0·0	24·0	29·0	109·0	89·0	251·0	58·3	0·0	5·3	0·0
XX ..	1	94	30·8	4·8	35·5	1·2	0·0	14·0	0·0	0·0	43·0	9·3	8·3	111·0	171·5	7·8	0·0	0·4	0·0
XXIII ..	107	4231	405·5	847·5	1253·0	112·2	0·3	25·1	11·1	0·8	441·5	538·8	3380·0	642·8	5003·8	376·8	66·5	4·9	6·1
XXV ..	2	96	10·5	3·5	14·0	0·0	0·0	1·4	0·1	0·0	33·5	19·5	36·8	5·5	95·3	6·5	0·1	1·5	0·0
XXVI ..	1	80	15·0	6·0	21·0	4·7	0·0	1·2	0·0	0·8	34·0	12·0	51·5	0·0	98·3	5·0	0·3	1·5	0·0
XXVII ..	1	18	4·8	6·5	11·3	0·3	0·0	0·1	1·0	6·0	115·0	36·0	22·8	0·0	179·8	5·0	0·3	1·3	0·0
XXVIII ..	2	78	6·8	31·0	37·8	0·3	0·0	0·2	0·0	0·0	5·3	8·3	32·5	0·0	46·0	8·0	0·8	0·1	0·4
XXIX ..	37	1040	79·0	183·0	262·0	37·8	0·0	1·5	0·4	0·0	152·0	128·8	978·8	267·0	1526·5	88·8	8·0	0·3	0·3
C	9	238	59·9	44·5	104·4	2·0	0·0	1·0	1·2	5·3	500·3	141·8	176·8	9·0	833·0	94·8	3·8	3·1	0·0
D	7	374	133·8	91·3	225·0	4·8	0·0	1·8	0·4	12·8	152·3	61·8	121·0	0·0	347·8	5·8	3·6	0·6	0·5
J	5	93	2·9	3·8	6·6	1·0	0·0	0·0	0·2	0·8	305·5	99·0	136·8	0·0	542·0	71·3	0·4	1·8	0·0
Faroe ..	15	1261	418·5	1732·8	2151·3	20·2	2·8	103·6	8·8	324·8	879·0	421·8	285·8	11·0	1922·3	16·0	0·0	138·8	0·0
Iceland ..	1	44	3·5	0·0	3·5	3·2	0·0	45·0	0·0	9·5	2·5	0·0	0·0	0·0	12·0	0·0	0·0	0·4	0·0

Aberdeen Trawlers.

VIII ..	1	44	8·0	3·0	11·0	13·7	0·5	9·2	8·4	0·0	23·0	5·5	7·0	4·0	39·5	12·0	0·0	2·0	0·0
X	15	924	192·9	112·0	304·9	92·0	7·6	144·4	116·0	10·3	401·8	171·5	447·3	56·5	1087·3	370·0	4·1	18·0	0·0
XI ..	16	1196	162·3	118·8	281·0	182·4	9·0	170·9	225·0	2·0	612·0	259·0	536·0	94·0	1503·0	267·0	0·4	29·6	0·0
XII ..	39	2887	310·3	292·5	602·8	417·5	16·5	431·6	385·3	4·5	1665·0	786·3	1472·8	45·5	3974·0	606·3	14·9	63·4	0·0
XIV ..	109	6227	2316·0	1196·3	3512·3	599·3	40·8	622·5	416·6	289·0	3123·8	1052·0	3403·8	437·0	8305·5	1475·0	21·4	98·9	0·9
XV ..	41	3194	636·0	393·8	1029·8	353·3	20·9	466·5	371·6	4·6	1254·0	562·3	1567·5	125·0	3513·4	891·5	1·5	66·3	0·0
XVI ..	4	208	44·5	31·3	75·8	21·2	1·8	24·3	23·7	0·0	124·5	44·8	101·3	17·5	288·0	41·5	0·3	3·6	0·0
XVII ..	4	112	21·8	23·5	48·3	10·2	0·5	2·6	3·1	0·3	35·8	26·5	151·5	52·5	266·5	16·0	0·6	1·0	0·3
XVIII ..	6	256	64·0	23·3	87·3	17·5	0·6	12·1	2·0	0·0	31·5	18·0	147·8	119·8	317·0	52·5	0·8	4·1	0·0
XIX ..	14	1059	251·0	113·5	364·5	88·2	5·5	61·7	8·2	0·5	152·5	96·0	372·3	165·3	786·5	273·3	0·0	26·3	0·0
XX ..	1	105	10·0	4·5	14·5	1·3	0·5	0·0	0·0	0·0	37·5	14·5	96·0	0·0	148·0	19·0	0·0	2·0	0·0
XXIII ..	252	5603	691·0	1049·0	1740·0	147·6	0·8	42·5	10·9	0·0	461·9	698·5	4703·5	734·0	6603·9	711·3	56·9	4·5	3·0
XXV ..	5	293	79·5	7·3	86·8	2·2	0·0	2·0	0·0	0·0	163·8	48·5	355·8	25·0	593·0	6·5	0·5	2·4	0·1
XXVI ..	2	157	37·0	12·8	49·8	9·0	0·3	2·5	0·2	1·0	107·3	24·8	162·3	0·0	295·3	7·0	0·0	1·3	0·0
XXVIII ..	5	78	25·3	32·5	57·8	0·7	0·0	0·2	0·0	0·0	3·8	6·3	21·8	6·8	38·5	8·0	1·6	0·3	1·0
XXIX ..	20	383	44·1	71·3	115·4	10·5	0·0	8·8	0·1	0·0	36·8	51·3	392·5	35·0	515·5	44·3	3·1	0·1	0·0
XXX ..	1	36	2·5	3·3	5·8	0·8	0·0	1·1	0·0	0·0	11·5	7·3	46·5	0·0	65·3	3·0	0·0	0·0	0·0
XXXII ..	1	48	4·5	1·0	5·5	0·2	0·0	0·2	0·0	0·0	28·0	8·8	87·5	0·0	124·3	5·3	0·0	0·4	0·0
C	11	308	128·8	101·0	229·8	4·2	0·0	0·9	0·8	21·0	480·8	135·0	143·8	0·0	780·5	46·0	1·8	4·1	0·0
D	9	236	185·8	113·8	299·5	1·5	0·0	1·6	0·4	31·5	274·5	68·0	57·0	28·0	459·0	5·3	2·8	0·9	0·1
J	3	82	3·8	4·3	8·0	0·3	0·0	0·0	0·5	15·5	246·3	85·8	91·8	0·0	439·3	27·8	0·5	0·3	0·0
Faroe ..	7	508	310·5	937·0	1247·5	12·0	0·6	53·7	4·9	177·5	307·8	110·0	58·5	0·0	653·8	1·0	0·0	43·5	0·0
Iceland ..	5	252	751·5	7·5	761·0	210·8	0·0	755·7	0·0	507·0	6·8	0·0	0·0	0·0	513·8	0·0	0·0	13·8	0·0

November, 1906—Totals.

Lemons.			Plaice.				Dabs.	Whitches.			Megrims.			Eel.	Skate.	Gurnard.	Catfish.	Monk.	Gross Earnings.
Large.	Small.	Total.	Large.	Medium.	Small.	Total.		Large.	Small.	Total.	Large.	Small.	Total.						£ s. d.
2·5	0·8	3·3	4·0	12·9	1·3	18·1	0·8	2·8	0·8	3·5	14·8	8·0	22·8	0·3	66·0	5·0	0·8	33·0	1003 1 9
0·8	0·3	1·0	1·5	2·3	0·0	3·8	0·0	0·0	0·0	0·0	0·8	0·0	0·8	0·0	4·0	4·0	0·0	7·0	168 2 1
21·8	7·1	28·9	46·3	159·3	8·1	213·6	3·0	15·8	14·8	30·5	80·8	54·8	135·5	1·1	380·5	31·5	7·0	138·5	5214 5 11
9·3	0·0	9·3	13·5	18·1	0·0	31·6	0·0	71·1	17·8	88·9	13·1	2·8	15·9	0·0	79·3	0·0	10·4	37·5	2476 6 2
10·5	0·0	10·5	20·9	20·0	0·0	40·9	0·0	53·6	16·1	69·8	55·5	4·3	59·8	0·0	201·5	6·0	8·9	98·0	4238 9 4
0·1	0·0	0·1	2·5	45·8	1·0	49·3	5·5	0·0	0·0	0·0	0·0	0·0	0·0	1·0	5·0	5·0	0·0	0·0	165 17 4
118·0	41·6	159·6	133·4	287·4	7·0	427·8	4·3	49·8	23·0	72·8	79·1	21·4	100·5	0·9	637·3	111·8	53·0	257·3	13955 19 5
14·3	0·6	14·9	13·3	23·3	0·0	36·5	0·0	75·9	31·5	107·4	25·5	6·0	31·5	0·0	132·5	0·3	13·0	51·8	3321 1 6
3·8	0·0	3·8	4·8	7·3	0·0	12·0	0·0	23·5	5·8	29·3	9·8	1·8	11·5	0·0	35·3	0·0	6·3	17·8	1327 6 3
0·8	0·0	0·8	0·0	0·8	0·0	0·8	0·0	0·0	0·0	0·0	0·0	0·0	0·0	1·3	3·0	1·0	0·0	1·5	79 3 9
6·0	0·5	6·5	3·0	5·9	0·0	8·9	0·0	123·5	62·9	186·4	25·3	4·8	30·0	0·0	53·0	0·0	2·9	49·0	1320 6 8
1·9	0·0	1·9	0·0	0·4	0·0	0·4	0·0	43·0	23·8	66·8	7·8	1·3	9·0	0·0	23·0	0·3	1·5	12·5	340 8 2
0·3	0·0	0·3	0·0	1·3	0·0	1·3	0·0	1·0	0·5	1·5	0·0	0·0	0·0	0·0	3·0	0·0	0·0	0·0	127 13 9
265·5	126·6	392·1	4·3	179·3	82·8	266·3	87·6	26·0	9·8	35·8	27·0	0·3	27·3	4·5	307·3	93·1	38·8	205·5	5027 16 6
1·0	0·0	1·0	1·8	4·8	0·0	6·5	0·0	1·9	0·8	2·6	0·0	0·0	0·0	0·0	3·0	0·0	0·0	0·5	135 5 0
0·8	0·0	0·8	4·5	26·0	0·0	30·0	0·0	0·5	0·0	0·5	0·0	0·0	0·0	0·0	1·0	0·0	0·0	0·0	143 8 9
0·3	0·5	0·8	2·0	1·5	0·0	3·5	0·0	0·0	0·0	0·0	0·0	0·0	0·0	0·0	1·0	0·0	0·0	0·0	180 15 6
5·3	2·0	7·3	0·0	3·0	0·5	3·5	1·0	0·0	0·0	0·0	0·0	0·0	0·0	0 1	9·0	1·0	1·0	3·5	83 13 7
71·0	29·1	100·1	0·0	18·5	2·0	20·5	12·8	0·1	0·0	0·1	20·8	0·0	20·8	0·6	78·8	10·0	16·9	44·3	1199 3 0
1·6	0·6	2·3	2·3	9·0	0·1	11·4	3·5	0·0	0·0	0·0	1·4	1·0	2·4	1·4	98·0	5·0	0·6	3·3	830 8 2
2·1	0·5	2·6	5·5	91·8	6·5	103·8	8·8	0·5	0·3	0·8	0·0	0·0	0·0	2·9	67·0	0·0	0·0	1·5	693 18 4
0·0	0·4	0·4	0·0	0·4	0·0	0·4	0·0	0·0	0·0	0·0	0·9	0·1	1·0	0·1	35·5	0·0	0·0	0·5	417 6 9
56·0	12·3	68·3	17·6	11·3	1·0	29·9	4·5	3·8	2·5	6·3	4·5	3·0	7·5	0·0	30·8	5·0	20·0	18·0	2866 8 11
0·0	0·0	0·0	0·1	1·5	0·5	2·1	0·0	0·1	0·0	0·1	0·0	0·0	0·0	0·0	0·5	0·0	0·0	0·0	34 0 9

December, 1906—Totals.

0·0	0·0	0·0	0·0	0·0	0·0	0·0	0·0	0·5	0·0	0·5	1·8	0·0	1·8	0·0	4·0	1·0	0·3	2·0	93 10 6
3·1	0·0	3·1	9·8	40·1	3·3	53·1	0·0	19·0	12·0	31·0	29·3	19·3	48·5	0·1	78·0	3·0	4·3	37·5	1742 7 2
3·5	0·0	3·5	3·8	8·4	0·0	12·1	0·0	46·5	23·0	69·5	13·6	2·8	21·4	0·1	61·5	0·0	6·6	46·8	2215 17 5
9·5	0·1	9·6	21·3	33·1	0·0	54·4	0·1	67·9	24·9	92·8	39·8	2·9	42·6	0·0	175·3	6·0	7·5	101·3	5619 12 6
51·3	4·6	55·9	72·1	165·1	3·5	240·8	3·0	144·6	88·4	233·0	99·5	19·6	119·1	0·4	411·3	33·5	44·6	242·5	11345 11 3
13·1	0·1	13·3	4·4	16·1	0·0	20·5	1·3	189·8	80·5	270·3	30·6	2·0	32·6	0·0	116·3	2·0	19·0	72·8	5411 4 4
0·9	0·0	0·9	0·5	0·8	0·0	1·3	0·0	3·9	1·0	4·9	3·6	2·8	6·4	0·0	8·1	0·0	2·3	5·0	376 13 10
3·0	0·8	3·8	0·0	2·3	0·5	2·8	0·0	4·5	1·5	6·0	1·0	0·1	1·1	0·3	9·0	0·0	0·9	6·0	246 19 0
2·3	0·4	2·6	0·0	0·3	0·0	0·3	0·0	24·8	15·8	40·5	4·1	0·0	4·1	0·0	15·0	1·0	0·0	14·8	364 7 5
4·5	0·0	4·5	0·0	0·5	0·0	0·5	1·3	104·1	57·8	161·9	8·1	1·8	9·9	0·0	36·3	0·0	2 9	45·5	1159 7 8
0·3	0·0	0·3	0·5	2·0	0·0	2·5	0·0	2·3	0·5	2·8	0·0	0·0	0·0	0·0	2·5	0·0	0·0	1·5	72 16 6
325·9	134·4	461·3	1·9	121·3	48·8	171·9	80·0	20·0	5·4	25·4	46·4	0·0	46·4	6·8	429·8	27·1	58·1	219·8	7440 14 3
1·4	0·0	1·4	3·3	22·3	0·3	25·8	0·0	1·5	0·0	1·5	0·0	0·0	0·0	0·0	10·5	0·0	0·4	0·3	454 9 0
1·9	0·0	1·9	0·1	2·8	0·0	2·9	0·0	0·4	0·0	0·4	0·0	0·0	0·0	0·0	2·0	0·0	7·0	0·3	214 12 0
5·8	1·1	6·9	0·1	10·6	2·5	13·3	2·5	0·0	0·0	0·0	0·5	0·0	0·5	0·3	17·0	1·0	1·3	1·8	179 11 5
21·9	7·0	28·9	0·8	9·8	2·8	13·3	6·0	0·0	0·0	0·0	4·8	0·0	4·8	0·1	15·9	4·3	4·3	11·3	516 17 1
1·1	0·0	1·1	0·0	0·3	0·0	0·3	0·0	1·0	0·0	1·0	0·0	0·0	0·0	0·0	3·0	0·0	0·5	0·0	52 9 9
0·5	0·0	0·5	0·8	1·8	0·0	2·5	0·0	0·0	0·0	0·0	0·4	0·0	0·4	0·0	3·0	0·0	0·0	0·0	119 16 9
2·1	0·8	2·9	8·6	43·0	0·8	52·4	3·3	0·0	0·0	0·0	2·3	0·5	2·8	0·0	26·0	4·3	0·0	3·0	1190 17 6
1·9	0·1	2·0	6·8	22·3	0·4	29·4	1·5	0·3	0·0	0·3	1·3	0·1	1·4	1·3	37·5	0·0	0·0	5·0	776 5 9
0·0	0·0	0·0	0·0	2·9	0·0	2·9	1·5	0·0	0·0	0·0	1·0	0·0	1·0	0·4	9·3	0·0	0·0	0·3	304 3 10
23·3	1·9	25·1	6·0	3·3	0·0	9·3	2·8	0·0	0·0	0·0	0·3	0·0	0·3	0·0	8·5	5·0	6·4	6·8	1187 15 8
0·0	0·0	0·0	0·5	10·8	1·5	12·8	0·0	0·3	0·0	0·3	0·0	0·0	0·0	0·0	15·0	0·0	0·0	0·0	793 11 1

ABERDEEN TRAWLERS.

Area.	Trips.	Hours.	Cod.	Cod-ling.	Total.	Ling.	Tusk.	Saithe.	Hake.	Haddock.						Whiting.	Turbot.	Halibut.	Brill.
										Extra Large.	Large.	Medium.	Small.	Extra Small.	Total.				
VII ..	1	92	9·5	6·0	15·5	15·5	0·3	12·5	0·6	0·0	50·8	14·3	53·8	0·0	118·8	16·0	0·8	4·0	0·0
VIII ..	1	96	19·0	8·0	27·0	31·7	1·0	34·0	4·2	0·0	78·8	17·8	32·3	0·0	128·8	31·0	0·1	2·1	0·0
X	32	1931	347·1	274·8	621·9	95·2	5·3	40·7	69·3	50·8	1101·3	529·3	1004·0	25·5	2710·8	452·3	5·5	34·9	0·4
XI ..	6	401	50·3	39·3	89·5	29·2	1·4	27·5	5·0	0·3	136·3	69·0	233·3	0·8	439·5	98·3	0·6	7·9	0·1
XII ..	28	2272	247·3	184·8	432·0	262·0	7·9	592·8	43·6	8·8	1358·8	547·3	1257·8	103·3	3275·8	548·3	16·1	66·6	0·0
XIV ..	89	5140	1869·3	908·0	2777·3	585·8	45·4	505·3	120·4	119·8	2165·3	893·5	3235·0	295·0	6708·5	2238·0	12·0	92·8	0·0
XV ..	25	1549	301·5	232·3	533·8	149·2	14·4	213·9	15·8	7·5	408·3	222·8	771·5	249·8	1659·8	715·3	0·4	32·8	0·0
XVI ..	3	289	24·8	19·0	43·8	14·5	1·0	34·1	0·8	0·0	131·0	60·8	173·8	0·0	365·5	57·8	0·3	3·4	0·0
XVII ..	16	505	124·0	57·5	181·5	16·3	0·3	5·1	1·5	5·0	132·3	99·0	545·3	299·8	1081·3	44·0	2·0	1·8	0·4
XVIII ..	24	1034	235·0	54·0	289·0	68·3	2·1	14·8	1·8	3·3	137·8	149·3	1031·3	543·8	1865·3	192·5	1·1	1·4	0·1
XIX ..	18	1350	243·5	127·0	370·5	73·5	5·6	39·5	2·3	0·8	287·8	159·0	666·0	71·0	1184·5	215·3	0·3	28·9	0·0
XX ..	9	841	154·8	43·0	197·8	37·3	3·0	53·1	0·5	3·8	355·0	159·8	513·3	33·8	1065·5	54·8	1·6	15·3	0·5
XXI ..	1	95	31·3	3·3	34·5	4·0	0·0	0·5	0·0	0·0	50·0	10·0	98·0	0·0	158·0	1·0	0·3	1·3	0·3
XXII ..	1	60	8·0	9·5	17·5	3·0	0·0	0·0	0·1	0·0	9·8	10·0	33·3	41·5	94·5	2·5	0·6	0·0	0·1
XXIII ..	200	5857	1032·8	803·3	1836·0	286·3	0·0	35·3	2·3	0·0	448·3	566·5	3091·8	325·5	4432·0	553·1	59·4	17·9	5·1
XXIV ..	6	426	63·8	18·0	81·8	34·7	0·8	17·3	7·6	1·0	88·3	51·5	286·5	26·5	453·8	35·0	0·1	3·8	0·0
XXV ..	1	48	52·3	5·3	57·5	2·2	0·3	6·5	0·5	0·0	18·8	6·8	22·0	0·0	47·5	7·8	0·0	0·8	0·0
XXVI ..	2	180	28·0	7·3	35·3	7·5	0·0	2·2	0·0	0·0	79·5	23·3	174·5	0·0	277·3	4·0	1·3	5·5	1·5
XXVII ..	1	16	17·0	14·0	31·0	5·8	0·0	16·8	0·0	1·0	10·5	8·0	14·0	0·0	33·5	0·0	0·4	1·3	0·1
XXVIII ..	3	39	1·4	5·3	6·6	0·5	0·0	0·0	0·0	0·0	1·8	1·3	4·0	0·0	7·0	0·0	0·0	0·1	0·3
XXIX ..	26	706	85·3	95·5	180·8	25·3	0·0	4·5	1·0	0·0	49·1	55·3	344·8	29·0	478·1	77·5	5·9	1·4	0·0
XXX ..	1	25	3·3	2·3	5·5	3·0	0·3	0·1	0·0	0·0	4·5	4·0	26·5	0·0	35·0	1·8	0·0	0·8	0·0
C	22	572	267·3	419·8	687·0	7·7	0·1	25·7	1·0	57·3	1094·0	263·5	401·0	2·5	1818·3	258·5	2·3	8·6	0·0
D	6	198	128·5	103·8	232·3	1·8	0·0	2·5	0·1	16·8	269·8	64·8	72·5	0·0	423·8	30·5	0·8	2·3	0·3
J	2	25	3·8	13·5	17·3	0·5	0·0	0·0	0·1	3·0	120·0	43·0	67·0	0·0	233·0	51·0	0·4	1·1	0·0
K	5	308	336·5	52·3	388·8	47·5	0·0	95·6	6·3	2·3	30·5	16·3	29·5	21·0	99·5	7·3	10·1	7·1	0·0
Minch ..	3	155	88·5	43·5	132·0	12·7	0·0	22·6	5·4	3·3	33·3	19·8	32·0	34·5	122·8	11·3	0·8	0·5	0·0
Faroe ..	9	522	213·5	1152·8	1366·3	15·8	4·6	82·1	0·0	153·0	347·8	65·8	19·5	0·0	586·0	0·0	0·0	43·0	0·0
Iceland ..	9	553	2689·3	78·5	2767·8	57·7	0·0	455·4	0·0	1266·8	49·8	0·0	0·0	0·0	1316·5	0·0	0·0	6·1	0·0

ABERDEEN TRAWLERS.

VII ..	1	68	9·5	1·8	11·3	0·3	0·0	8·5	0·0	2·0	57·0	20·0	17·3	89·3	185·5	5·5	0·0	1·0	0·0
X	24	1113	259·8	163·5	423·3	40·0	0·6	12·9	1·1	55·5	831·0	280·3	574·8	28·0	1769·5	109·3	4·3	21·9	0·0
XI ..	1	45	1·5	5·0	6·5	3·8	0·0	7·5	0·0	0·0	9·5	5·8	7·3	2·5	25·0	7·0	0·0	2·0	0·0
XII ..	14	1142	140·0	114·5	254·5	106·0	4·3	604·6	2·1	5·8	587·0	256·0	509·5	218·0	1576·3	272·0	8·1	37·0	0·1
XIII ..	1	64	20·8	6·3	27·0	5·0	0·3	2·0	0·1	0·0	20·0	15·0	49·0	7·3	91·3	24·8	0·3	0·3	0·0
XIV ..	71	4261	1078·9	577·5	1656·4	336·8	25·4	175·2	9·3	119·5	1591·0	724·0	3502·0	443·3	6379·8	1815·0	11·3	59·6	2·3
XV ..	9	723	93·0	81·8	174·8	74·3	6·1	51·4	0·8	8·0	233·0	116·8	396·8	135·0	889·5	333·5	0·3	16·5	0·0
XVI ..	1	40	3·3	4·8	8·0	12·5	0·0	9·0	0·0	0·8	15·8	8·5	57·8	0·0	82·8	7·3	0·0	0·4	0·0
XVII ..	52	1781	917·6	255·8	1173·4	50·5	0·4	13·7	0·2	2·6	279·3	236·3	1667·0	263·0	2448·1	143·5	8·5	4·9	1·8
XVIII ..	50	2048	515·3	105·5	620·8	183·2	4·3	22·7	2·4	6·0	259·5	262·3	1995·0	582·5	3105·3	389·3	8·8	8·0	0·8
XIX ..	10	711	77·0	52·5	129·5	67·5	1·3	35·3	0·4	3·0	181·5	93·0	538·3	35·5	851·3	110·0	1·0	12·0	0·0
XX ..	22	1694	238·0	73·8	311·8	71·0	2·9	94·2	0·0	26·0	667·8	323·5	1308·0	165·5	2490·8	75·0	3·4	29·1	0·0
XXII ..	1	36	6·5	4·5	11·0	0·8	0·0	0·3	0·1	0·5	2·3	3·5	6·8	16·5	29·5	1·5	0·0	0·0	0·0
XXIII ..	78	2226	596·4	296·4	892·8	62·2	0·0	16·6	0·4	0·0	144·0	166·3	1001·8	148·3	1460·3	194·9	41·6	10·4	4·9
XXIV ..	2	129	86·8	5·0	91·8	5·5	0·3	1·6	0·0	0·5	31·0	13·3	84·5	51·5	180·8	14·0	0·0	1·5	0·0
XXV ..	10	674	512·3	32·8	545·0	27·0	0·5	6·9	0·0	8·5	220·5	101·5	610·8	55·0	996·3	27·5	2·8	10·9	1·6
XXVI ..	1	100	14·8	1·8	16·5	3·0	0·0	0·3	0·0	0·3	24·0	8·3	99·3	0·0	131·8	1·8	0·4	2·5	0·8
XXVIII ..	14	383	74·8	74·8	149·5	7·5	0·0	0·4	0·0	0·0	12·5	25·0	16·0	0·0	53·5	9·3	1·8	1·3	7·9
XXIX ..	4	183	12·3	22·3	34·5	1·5	0·0	0·1	0·1	0·0	5·8	3·5	13·0	0·0	22·3	2·0	1·1	0·1	0·0
XXXI ..	1	99	23·8	7·5	31·3	0·0	0·0	1·1	0·0	1·0	24·0	13·0	107·0	0·0	145·0	1·0	0·4	2·8	0·8
C	25	907	892·0	813·3	1705·3	6·2	0·0	29·5	0·1	84·5	1245·5	228·3	158·0	12·0	1728·3	16·0	3·3	10·9	0·0
D	8	298	243·0	253·3	496·3	6·8	0·0	13·9	0·3	33·5	265·3	72·5	106·3	9·3	486·8	5·5	6·6	2·4	0·4
K	12	493	819·0	159·8	978·8	54·0	0·0	76·8	8·8	26·0	200·0	76·8	201·3	12·5	516·5	41·5	11·4	11·3	0·0
Minch ..	2	57	10·8	9·5	20·3	2·5	0·0	16·0	0·0	1·8	13·5	3·0	14·3	3·3	35·8	1·0	1·6	0·4	0·0
Faroe ..	18	936	683·0	1510·8	2193·8	34·8	6·9	138·1	0·1	269·8	864·8	265·0	172·5	9·0	1581·0	7·5	0·8	63·9	0·0
Iceland ..	27	2182	11221·5	1418·5	12640·0	191·8	0·0	337·9	0·0	3394·8	22·5	0·0	0·0	0·0	3417·3	0·0	0·0	26·4	0·0

JANUARY, 1907—TOTALS.

Lemons.			Plaice.				Dabs.	Whitches			Megrims.			Eel.	Skate.	Gurnard.	Catfish.	Monk.	Gross Earnings.
Large.	Small.	Total.	Large.	Medium.	Small.	Total.		Large.	Small.	Total.	Large.	Small.	Total.						£ s. d.
0·5	0·0	0·5	1·0	1·0	0·0	2·0	0·0	1·0	0·0	1·0	1·0	0·0	1·0	0·0	16·0	0·0	0·0	5·0	105 19 0
0·0	0·0	0·0	0·0	0·0	0·0	0·0	0·0	0·4	0·0	0·4	8·8	1·0	9·8	0·0	17·0	10·0	0·0	7·0	174 16 3
13·0	2·4	15·4	49·3	140·6	25·6	215·5	2·3	20·9	18·0	38·9	68·8	26·0	94·8	0·3	244·3	96·1	12·6	56·0	3916 11 4
1·4	0·0	1·4	2·0	6·1	0·0	8·1	0·0	13·0	8·4	21·4	4·3	0·0	4·3	0·0	32·5	0·0	2·3	9·5	529 15 2
7·9	0·0	7·9	12·3	27·6	0·0	39·9	0·0	24·5	7·0	31·5	34·1	3·8	37·9	0·1	191·5	12·5	3·0	85·3	3783 5 10
32·0	2·1	34·1	39·0	90·6	6·9	136·5	2·5	156·5	81·3	237·8	125·4	22·1	147·5	1·0	349·9	11·5	63·0	213·0	10114 12 8
5·6	0·0	5·6	0·0	2·3	0·5	2·8	0·0	124·4	62·0	186·4	16·9	2·5	19·4	0·0	60·4	6·0	15·4	57·0	2723 15 4
0·3	0·0	0·3	0·5	0·8	0·0	1·3	0·0	15·6	6·0	21·6	1·8	0·0	1·8	0·0	12·0	0·0	1·0	5·0	235 18 6
11·9	4·1	16·0	8·8	14·6	1·0	24·4	1·0	7·6	1·0	8·6	7·4	0·3	7·6	1·9	35·6	6·5	4·9	23·5	845 17 9
13·1	2·1	15·3	0·5	4·3	0·0	4·8	1·8	71·1	43·4	114·5	43·3	12·0	55·3	0·9	73·5	4·8	7·5	82·0	1583 13 8
4·6	0·1	4·8	1·8	5·5	0·1	7·4	0·3	223·9	109·4	333·3	3·6	0·0	3·6	0·3	33·1	2·5	4·3	61·0	1738 6 11
4·5	0·0	4·5	24·9	71·8	0·8	97·4	0·0	20·8	7·8	28·5	1·5	0·0	1·5	0·1	54·0	5·0	6·0	18·0	1064 16 6
1·5	0·0	1·5	2·0	10·3	0·0	12·3	0·0	1·0	0·0	1·0	0·0	0·0	0·0	0·0	10·0	0·0	1·0	2·0	132 11 9
3·3	1·0	4·3	0·5	1·0	0·0	1·5	0·0	0·5	0·0	0·5	0·3	0·0	0·3	0·0	2·5	0·1	0·8	4·0	71 7 0
407·9	72·6	480·5	3·5	113·9	30·0	147·4	41·4	54·8	1·9	56·6	42·4	12·5	54·9	8·0	675·8	5·9	84·0	271·8	7502 14 4
3·5	0·1	3·6	0·1	0·4	0·0	0·5	0·0	42·0	12·3	54·3	5·8	0·5	6·3	0·0	22·5	0·0	2·3	21·5	494 1 6
0·3	0·0	0·3	0·0	0·8	0·0	0·8	0·0	1·3	1·0	2·3	0·3	0·0	0·3	0·0	3·0	0·0	0·3	0·8	123 5 6
0·9	0·0	0·9	6·3	25·0	0·0	31·3	0·0	0·8	0·0	0·8	0·3	0·0	0·3	0·0	13·0	0·0	5·0	2·0	252 15 6
0·5	0·0	0·5	0·3	2·0	0·3	2·5	0·0	0·3	0·0	0·3	0·0	0·0	0·0	0·0	8·0	0·0	8·0	0·0	100 2 6
1·9	1·0	2·9	0·3	5·0	1·5	6·8	0·5	0·0	0·0	0·0	0·4	0·0	0·4	0·1	3·3	0·0	1·1	0·0	43 7 9
62·1	7·5	69·6	1·1	23·3	0·4	24·8	5·0	1·3	0·0	1·3	10·0	0·0	10·0	0·3	48·3	2·0	16·5	21·5	895 16 7
0·4	0·0	0·4	0·0	0·3	0·0	0·3	0·0	0·8	0·0	0·8	0·0	0·0	0·0	0·0	0·5	0·0	0·3	0·0	34 14 9
6·3	1·5	7·8	20·4	78·0	1·1	99·5	4·3	3·1	1·3	4·4	5·5	0·5	6·0	1·5	45·8	2·0	0·8	8·8	2638 19 2
2·4	0·5	2·9	4·8	21·1	1·1	27·0	0·5	0·0	0·0	0·0	0·4	0·0	0·4	2·3	20·0	0·0	0·0	0·8	659 17 9
0·1	0·0	0·1	0·0	4·5	0·0	4·5	0·5	0·0	0·0	0·0	0·4	0·0	0·4	0·0	2·0	0·0	0·0	0·3	237 13 7
1·4	0·0	1·4	25·3	55·9	0·8	81·9	0·0	1·0	1·0	2·0	23·0	3·3	26·3	5·0	89·0	21·0	0·0	17·5	654 1 2
2·1	0·3	2·4	10·5	18·5	0·0	29·0	0·0	2·5	6·0	8·5	9·5	3·8	13·3	6·5	27·0	0·0	0·0	6·0	251 15 9
29·0	2·8	31·8	5·3	1·3	0·0	6·5	0·0	0·0	0·0	0·0	0·0	0·0	0·0	0·0	4·0	0·0	40·5	1·5	1637 1 3
0·8	0·0	0·8	1·0	10·4	0·0	11·4	0·0	0·0	0·0	0·0	0·0	0·0	0·0	0·0	24·8	0·0	1·8	0·3	1680 0 2

FEBRUARY, 1907—TOTALS.

0·1	0·0	0·1	1·0	6·5	0·0	7·5	0·0	0·4	0·0	0·4	0·0	0·0	0·0	0·0	0·0	6·0	0·0	0·0	131 11 6
10·6	1·5	12·1	58·9	172·8	46·8	278·4	1·5	3·3	3·0	6·3	22·1	4·8	26·9	0·0	81·1	3·3	15·5	32·3	2839 12 5
0·3	0·0	0·3	0·8	1·3	0·0	2·0	0·0	3·0	2·3	5·3	1·0	0·0	1·0	0·0	1·0	0·0	0·3	2·0	91 0 9
4·4	0·3	4·6	8·4	19·3	3·0	30·6	0·0	13·8	5·8	19·5	10·6	1·5	12·1	0·0	55·0	19·3	7·8	38·5	1910 5 5
0·5	0·0	0·5	1·0	1·8	0·0	2·8	0·0	0·8	0·0	0·8	1·8	0·0	1·8	0·0	6·0	0·0	1·0	2·0	95 4 6
23·1	1·5	29·6	33·6	80·0	10·5	124·1	1·5	84·6	50·6	135·3	136·0	24·1	160·1	0·4	215·8	44·5	119·1	144·0	8105 6 5
4·1	0·0	4·1	1·6	0·8	0·0	2·4	0·0	30·8	11·8	42·5	10·1	3·0	13·1	0·0	23·8	0·0	9·6	19·0	1227 9 1
0·0	0·0	0·0	0·0	0·0	0·0	0·0	0·0	2·0	0·5	2·5	0·5	0·0	0·5	0·0	2·0	0·0	0·0	0·5	81 15 3
71·9	12·1	84·0	3·0	34·3	1·5	38·8	7·8	34·0	8·0	42·0	15·9	0·3	16·1	3·9	100·3	1·6	67·5	61·3	2703 18 0
23·1	2·4	25·5	1·5	13·4	0·0	14·9	4·0	98·5	68·6	167·1	146·6	24·8	171·4	2·1	198·0	26·3	38·9	177·5	2945 16 0
3·8	0·0	3·8	2·5	6·3	0·0	8·8	0·0	72·3	29·8	102·0	3·9	0·0	3·9	0·0	23·5	0·0	7·6	26·0	892 19 5
8·3	0·0	8·3	21·4	112·6	0·8	134·8	0·0	27·1	6·3	33·4	1·6	0·0	1·6	0·0	59·8	3·5	27·0	23·0	2552 6 3
0·8	0·3	1·0	0·0	0·3	0·0	0·3	0·0	4·8	0·0	4·8	0·1	0·0	0·1	0·0	2·0	0·0	0·3	2·0	49 5 6
130·0	28·3	158·3	6·0	78·9	18·8	103·6	12·0	23·0	2·3	25·3	12·8	0·1	12·9	5·1	266·0	0·0	64·4	85·5	2734 14 4
1·1	0·0	1·1	0·0	0·5	0·0	0·5	0·0	8·8	2·5	11·3	1·0	0·0	1·0	0·0	5·0	0·0	1·0	5·0	125 18 9
5·1	0·0	5·1	8·9	59·0	0·5	68·4	0·0	4·6	0·3	4·9	0·3	0·0	0·3	0·1	16·5	0·0	26·4	7·1	1049 13 9
0·5	0·0	0·5	0·8	2·3	0·3	3·3	0·0	0·3	0·0	0·3	0·0	0·0	0·0	0·0	3·0	0·0	6·0	0·0	77 4 6
22·5	4·5	27·0	2·0	29·0	10·8	41·8	2·6	0·0	0·0	0·0	2·1	0·0	2·1	0·8	64·0	0·0	24·9	9·5	402 10 0
11·5	1·3	12·8	1·3	9·3	0·0	10·5	0·0	0·0	0·0	0·0	0·0	0·0	0·0	0·0	4·0	0·0	3·5	1·3	119 11 1
0·8	0·0	0·8	2·0	13·5	0·4	15·9	0·0	0·5	0·0	0·5	0·0	0·0	0·0	0·0	3·0	0·0	12·0	0·0	133 13 9
7·6	1 5	9·1	31·8	67·4	2·3	101·4	0·3	0·3	0·0	0·3	3·1	0·1	3·3	0·5	20·3	0·0	1·0	1·4	2945 12 6
5·4	1·9	7·3	28·0	78·8	4·6	111·4	0·0	0·6	0·0	0·6	0·6	0·0	0·6	1·9	23·5	0·0	1·6	2·0	1058 19 7
9·8	1·3	11·0	31·0	61·5	6·9	99·4	1·8	4·5	5·0	9·5	22·4	5·8	28·1	4·4	35·0	12·0	3·4	12·0	1641 10 8
0·8	0·0	0·8	10·0	24·5	3·0	37·5	0·0	0·0	0·0	0·0	0·1	0·0	0·1	0·6	2·0	0·0	0·0	0·5	120 5 6
69·1	4·0	73·1	13·8	3·4	0·5	17·6	1·0	0·1	0·0	0·1	2·1	0·0	2·1	0·3	6·0	1·0	238·0	1·8	3333 11 0
0·3	0·0	0·3	10·8	35·4	0·0	46·1	7·0	0·0	0·0	0·0	0·0	0·0	0·0	0·0	35·3	0·0	43·3	0·0	6275 6 1

ABERDEEN TRAWLERS.

Area.	Trips.	Hours.	Cod.	Codling.	Total.	Ling.	Tusk.	Saithe.	Hake.	Haddock.						Whiting.	Turbot.	Halibut.	Brill.
										Extra Large.	Large.	Medium.	Small.	Extra Small.	Total.				
VI ..	1	63	29·5	4·0	33·5	6·0	0·3	28·0	0·2	1·3	63·3	14·0	31·5	0·0	110·0	7·8	0·1	2·0	0·0
VII ..	7	381	90·0	33·0	123·0	108·3	3·6	287·2	0·7	15·3	508·3	205·3	414·0	0·0	1142·8	227·8	0·0	17·3	0·0
VIII ..	1	96	15·5	6·3	21·8	22·0	1·0	11·0	0·2	1·5	78·3	29·0	44·0	0·0	152·8	49·8	0·1	2·3	0·0
X	36	1666	1191·8	317·3	1509·0	181·5	13·4	95·7	1·2	111·8	1971·8	445·3	971·8	20·3	3520·8	288·8	3·5	37·9	0·0
XI ..	22	1589	127·8	102·8	230·5	328·8	20·9	446·2	2·7	23·5	1289·0	516·8	1486·0	257·3	3572·5	933·8	0·3	41·6	0·1
XII ..	20	1600	226·0	94·0	320·0	335·5	11·9	441·9	2·0	39·5	1234·8	519·3	1096·8	0·0	2890·3	375·0	1·0	45·8	0·4
XIII ..	1	54	6·5	25·5	32·0	0·2	0·0	0·0	0·0	1·8	28·0	12·0	31·0	0·0	72·8	15·0	0·4	0·8	0·1
XIV ..	89	5562	1247·8	362·5	1610·3	785·3	45·6	378·1	3·7	231·8	2495·8	1267·3	6005·3	1246·8	11246·8	2649·5	10·0	62·9	0·0
XV ..	7	491	64·3	30·3	94·5	54·1	2·3	533·7	0·0	9·8	383·8	165·5	510·5	101·0	1170·5	239·5	0·9	9·0	0·0
XVI ..	2	118	20·3	15·3	35·5	5·5	0·0	13·6	0·0	7·3	59·8	36·3	102·5	0·0	205·8	8·0	0·3	6·0	0·0
XVII ..	58	2702	2969·8	279·0	3248·8	73·7	0·1	66·0	0·9	29·4	349·5	236·8	1611·5	257·5	2484·6	443·3	11·0	9·8	1·8
XVIII ..	44	2281	783·0	94·8	877·8	238·8	6·1	68·9	2·2	39·0	514·3	421·8	2486·3	482·3	3943·5	624·3	10·3	10·1	0·9
XIX ..	10	907	144·5	50·0	194·5	25·7	0·0	36·9	0·2	25·0	381·8	181·0	555·5	355·0	1498·3	90·0	2·6	14·6	0·5
XX ..	41	3162	607·0	159·8	766·8	191·2	3·4	276·7	0·0	187·8	1915·3	862·5	3141·0	380·0	6486·5	148·5	7·3	86·4	7·8
XXIII ..	70	2277	344·4	231·9	576·3	71·2	0·4	8·0	0·3	1·3	108·0	94·9	548·3	114·8	867·1	149·5	40·9	16·4	6·1
XXIV ..	3	217	75·8	17·8	93·5	8·5	0·0	11·5	0·0	9·8	92·8	42·0	145·5	95·5	385·5	23·3	1·5	2·5	0·1
XXV ..	13	958	676·0	98·3	774·3	38·7	0·5	33·6	0·0	50·0	535·8	231·8	960·3	134·0	1911·8	55·5	4·1	21·4	1·5
XXVI ..	2	102	50·8	5·0	55·8	6·2	0·1	3·1	0·0	10·3	84·8	49·0	170·3	0·0	314·3	1·0	0·5	3·0	0·4
XXVIII .	11	330	15·0	46·3	61·3	1·7	0·0	0·5	0·0	0·8	5·1	5·0	4·8	0·0	15·6	4·8	2·0	0·9	4·6
XXIX ..	8	272	22·8	49·3	72·0	4·5	0·0	0·3	0·0	0·0	5·0	4·9	6·3	0·0	16·1	9·8	2·0	0·9	3·1
C	2	50	37·3	52·5	89·8	0·5	0·0	3·0	0·0	2·0	96·0	17·0	7·8	0·0	122·8	0·0	0·1	1·3	0·0
D	7	229	404·3	77·8	482·0	19·6	0·0	24·0	0·3	32·3	114·0	31·3	80·8	13·0	271·3	9·3	2·1	2·5	0·0
J	1	30	21·3	5·5	26·8	0·7	0·0	2·3	0·1	2·3	44·0	13·8	11·3	0·0	71·3	8·0	1·0	1·3	0·0
K	13	545	761·5	115·5	877·0	117·8	0·0	196·5	1·8	49·8	755·8	179·5	264·5	0·0	1249·5	64·5	7·9	10·3	0·4
S	2	59	90·3	4·8	95·0	62·2	0·8	60·8	0·0	21·3	47·5	15·0	21·8	0·0	105·5	1·8	53·5	21·0	0·0
Minch ..	5	245	131·5	49·8	181·3	35·5	1·0	7·9	0·2	10·8	97·5	24·3	45·8	0·0	178·3	6·5	2·3	3·9	0·1
Faroe ..	33	1771	3151·5	2399·5	5551·0	104·5	16·9	1354·0	0·2	733·8	1525·0	500·3	229·5	3·0	2991·5	18·8	0·3	175·6	0·0
Iceland ..	25	1903	11816·3	1165·0	12981·3	159·8	0·0	322·5	0·0	3588·3	135·5	1·0	0·0	0·0	3724·8	4·0	0·0	24·0	0·0

ABERDEEN TRAWLERS.

VI.. ..	4	271	57·3	24·5	81·8	102·2	5·0	20·0	1·7	5·5	154·5	50·0	150·3	0·0	360·3	102·8	0·8	10·5	0·0
VII ..	29	2247	170·5	144·0	314·5	685·2	26·5	332·8	13·7	35·3	1712·0	701·3	1484·5	78·0	4011·0	1695·3	2·8	72·3	0·0
VIII ..	1	48	6·3	6·8	13·0	35·3	3·0	15·0	0·1	1·8	37·0	34·5	45·3	0·0	118·5	41·0	0·3	5·3	0·0
X	47	2429	928·5	387·3	1315·8	541·0	22·3	317·5	2·6	299·8	3137·8	768·5	1098·5	22·3	5326·8	390·8	8·9	80·8	0·0
XI	22	1792	145·0	129·3	274·3	303·7	19·0	173·4	6·6	18·0	890·5	421·0	1163·3	225·8	2718·5	1214·3	0·6	42·6	0·0
XII ..	22	1706	182·0	107·3	289·3	326·7	15·9	467·9	3·8	17·6	1009·8	524·0	1186·3	128·8	2866·4	964·3	1·3	60·1	0·1
XIII ..	2	133	377·8	56·0	433·8	2·8	0·0	0·6	0·0	15·8	36·0	18·3	77·0	4·5	151·5	2·8	2·5	1·6	0·1
XIV ..	6	392	50·0	46·0	96·0	26·7	4·4	24·1	0·0	5·1	130·3	68·3	269·8	23·0	496·4	140·3	0·5	6·1	0·0
XV ..	5	312	38·3	33·9	71·3	47·3	2·3	155·3	0·6	2·5	224·3	95·0	233·8	31·5	587·0	151·3	0·6	9·9	0·0
XVI ..	14	976	232·8	103·3	336·0	169·7	10·9	405·3	6·2	16·0	625·5	299·0	766·5	48·5	1755·5	525·5	0·6	35·6	0·3
XVII ..	8	411	323·3	77·8	401·0	10·5	0·0	36·6	0·1	13·5	86·5	37·0	173·5	6·0	316·5	54·5	2·6	2·1	0·3
XVIII ..	10	540	101·8	19·5	121·3	50·7	1·3	12·5	0·8	1·9	54·0	44·0	222·0	174·0	495·9	145·0	1·0	3·8	0·0
XIX ..	1	60	16·3	6·3	22·5	9·0	0·0	4·0	0·0	2·0	23·5	17·3	55·0	0·0	97·8	7·0	0·4	1·0	0·4
XX ..	6	440	85·3	26·8	112·0	31·5	0·3	30·6	0·0	8·8	161·3	87·5	268·5	1·8	527·8	25·3	0·3	8·0	0·6
XXI ..	1	120	9·0	11·5	20·5	6·5	0·5	3·5	0·0	0·0	6·0	5·0	22·0	9·0	33·0	14·0	0·1	1·8	0·0
XXIII ..	120	4304	884·8	277·5	1162·3	129·0	0·0	58·1	0·4	6·3	320·0	294·5	1989·8	81·0	2691·5	347·3	93·3	28·4	4·0
XXIV ..	1	52	19·8	3·8	23·5	3·5	0·0	1·3	0·0	0·0	1·3	3·3	43·5	0·0	48·0	0·8	1·3	1·0	0·0
XXV ..	2	160	30·8	7·3	38·0	13·7	0·6	37·0	0·0	2·0	50·0	29·8	112·5	0·0	194·3	13·8	0·1	2·5	0·8
XXVI ..	1	80	11·0	2·0	13·0	3·0	0·0	3·3	0·0	0·0	12·5	5·0	61·0	0·0	78·5	3·3	0·8	2·8	0·3
XXVIII ..	2	31	4·3	1·3	5·5	0·2	0·0	0·0	0·0	0·0	1·0	3·0	7·3	0·0	11·3	3·0	0·1	0·0	0·8
XXIX ..	19	411	103·3	26·4	129·6	8·7	0·0	0·7	0·0	0·0	14·1	10·1	63·5	0·0	87·8	24·1	1·9	0·1	0·3
XXXVI ..	1	85	17·0	4·0	21·0	7·7	0·0	10·0	0·0	0·8	29·5	13·3	72·0	0·0	115·5	6·0	0·1	1·5	0·1
C	6	226	90·0	51·5	144·5	6·8	0·0	16·8	0·1	15·0	189·3	73·8	140·8	0·0	418·8	14·5	0·9	6·5	0·0
D	21	1093	911·8	246·0	1157·8	26·0	0·0	61·4	1·2	124·8	782·0	167·5	302·8	10·0	1387·0	29·8	3·6	15·0	0·1
K	10	503	569·8	147·8	717·5	95·7	0·3	93·4	2·4	39·5	393·8	109·3	157·0	11·0	710·5	55·3	3·4	9·9	0·9
S	1	50	47·3	0·1	47·4	26·7	0·0	26·0	0·0	2·8	23·8	16·8	33·8	0·0	77·0	0·0	10·0	14·8	0·0
Minch ..	6	494	370·0	112·8	482·8	127·5	0·0	39·1	0·6	12·0	188·5	39·5	82·8	0·0	322·8	20·3	1·5	2·4	0·1
Faroe ..	61	3466	7820·3	4856·0	12676·3	130·0	22·5	1656·9	3·3	1233·5	2399·8	641·0	244·8	0·0	4519·0	16·8	0·5	316·0	0·1
Iceland ..	58	3899	36517·5	4352·0	40839·5	3521·3	10·5	4566·7	0·0	10390·8	895·5	0·5	0·0	0·0	11286·8	209·5	0·0	122·1	0·0

March, 1907—Totals.

Lemons.			Plaice.				Dabs.	Whitches.			Megrims.			Eel.	Skate.	Gurnard.	Catfish.	Monk.	Gross Earnings.
Large.	Small.	Total.	Large.	Medium.	Small.	Total.		Large.	Small.	Total.	Large.	Small.	Total.						£ s. d.
0·5	0·0	0·5	0·1	0·4	0·0	0·5	0·0	0·0	0·0	0·0	4·8	0·8	5·5	0·0	25·0	0·0	0·0	7·0	159 9 3
0·9	0·0	0·9	0·0	0·3	0·0	0·3	0·0	1·6	0·5	2·1	15·9	31·0	19·0	0·0	11·8	0·0	3·9	9·0	999 16 3
0·0	0·0	0·0	0·0	0·0	0·0	0·0	0·0	0·0	0·0	0·0	5·8	0·8	6·5	0·0	5·0	0·0	4·0	0·0	93 10 3
15·9	3·8	19·6	29·4	100·4	15·6	145·4	0·0	9·8	4·0	13·8	49·1	10·5	59·6	0·1	156·3	34·0	20·8	47·8	4383 14 3
2·1	0·0	2·1	1·8	3·1	0·3	5·1	0·0	49·9	27·9	77·8	52·5	14·5	67·0	0·0	70·8	2·0	45·5	51·8	2847 1 4
3·3	0·0	3·3	3·4	4·8	0·1	8·3	0·0	24·0	3·8	27·8	24·1	6·9	31·0	0·1	64·8	1·5	42·5	23·5	2487 15 6
9·0	3·8	12·8	0·0	2·0	0·1	2·1	0·0	0·0	0·0	0·0	1·0	0·0	1·0	0·3	2·5	0·0	0·5	1·0	160 3 6
36·0	1·1	37·1	34·4	93·5	16·3	144·1	4·0	102·8	40·1	142·9	263·4	73·0	336·4	0·3	186·1	36·6	272·9	212·0	9448 16 3
1·4	0·0	1·4	0·1	0·8	0·0	0·9	0·0	11·4	6·5	17·9	5·6	0·3	5·9	0·0	12·8	0·0	8·5	10·5	1202 12 11
1·0	0·0	1·0	0·3	0·8	0·0	1·0	0·0	1·3	0·0	1·3	0·1	0·0	0·1	0·0	2·6	0·0	0·3	0·0	106 4 4
72·8	10·4	83·1	8·8	40·6	2·0	51·4	6·4	23·5	7·1	30·6	28·8	5·6	34·4	2·5	93·3	20·4	99·5	59·5	4261 14 2
22·6	2·1	24·8	0·5	6·6	0·3	7·4	4·0	96·4	56·5	152·9	165·6	25·0	190·6	1·5	203·3	37·3	75·4	177·5	3382 4 7
6·8	0·3	7·0	1·4	13·5	0·0	14·9	0·0	22·8	4·4	27·1	1·6	0·0	1·6	0·0	21·5	0·0	21·8	9·5	1045 14 0
16·1	0·4	16·5	10·5	117·1	3·1	130·8	0·0	31·5	4·9	36·4	2·9	0·3	3·1	0·0	56·5	0·5	141·0	8·8	4873 16 9
188·0	47·9	235·9	4·6	73·3	9·4	87·3	13·4	17·4	4·3	21·6	10·9	0·0	10·9	0·9	171·0	7·0	123·5	76·0	2236 8 1
6·0	0·0	6·0	0·0	4·0	0·0	4·0	0·0	2·5	0·0	2·5	0·0	0·0	0·0	0·0	12·5	0·0	5·8	0·8	262 4 11
10·9	0·0	10·9	6·6	64·8	1·9	73·3	0·0	8·9	0·0	8·9	0·0	0·0	0·0	0·0	26·3	0·0	61·8	2·8	1614 10 10
0·6	0·0	0·6	1·0	20·3	1·0	22·3	0·0	2·8	0·0	2·8	0·0	0·0	0·0	0·0	1·3	0·0	12·5	0·0	199 16 7
12·9	5·3	18·1	4·4	29·5	8·9	42·8	2·9	0·0	0·0	0·0	0·4	0·0	0·4	0·4	26·0	0·0	29·0	2·5	272 12 6
15·1	7·4	22·5	1·6	20·5	4·0	26·1	4·8	0·0	0·0	0·0	0·9	0·0	0·9	0·5	32·3	0·0	16·5	9·8	238 4 3
1·0	0·4	1·4	0·8	3·0	0·4	4·1	0·0	0·0	0·0	0·0	0·0	0·0	0·0	0·0	0·0	0·0	0·0	0·0	162 17 6
0·1	1·1	1·3	8·6	22·3	0·3	31·1	0·3	1·3	0·1	1·4	8·5	1·5	10·0	1·5	12·1	1·0	3·8	8·8	516 18 1
0·5	0·0	0·5	3·3	12·8	1·3	17·3	0·0	0·0	0·0	0·0	0·5	0·0	0·5	0·0	1·5	9·0	0·0	0·0	96 14 3
11·5	2·0	13·5	21·0	97·3	7·3	125·5	1·8	0·9	0·3	1·1	25·0	4·4	29·4	1·9	33·0	105·0	0·8	14·8	1939 13 3
0·6	0·0	0·6	0·0	0·8	0·0	0·8	0·0	0·0	0·0	0·0	2·5	0·4	2·9	1·8	17·0	3 0	3·0	10·0	539 14 10
2·6	0·1	2·8	14·8	50·8	5·8	71·3	0·0	0·0	0·0	0·0	5·1	1·0	6·1	1·1	47·0	2·0	0·4	4·3	413 10 0
191·8	11·4	203·1	43·0	19·4	0·4	62·8	5·0	1·0	0·3	1·3	3·9	0·9	4·8	0·0	17·0	0·0	567·3	12·0	6175 6 2
3·1	0·0	3·1	15·8	73·1	2·0	90·9	18·8	4·0	0·0	4·0	3·0	0·0	3·0	0·0	46·9	5·0	149·3	0·0	6196 7 8

April, 1907—Totals.

0·5	0·3	0·8	2·3	8·3	0·5	11·0	0·0	0·1	0·0	0·1	24·0	8·5	32·5	0·0	22·0	0·0	4·0	10·5	386 8 11
1·9	0·5	2·4	3·0	12·9	2·0	17·9	0·0	15·6	6·5	22·1	110·3	31·9	142·1	0·0	93·3	0·0	67·3	42·3	4079 15 4
0·0	0·0	0·0	0·0	0·0	0·0	0·0	0·0	0·5	0·0	0·5	1·5	0·3	1·8	0·0	3·0	0·0	7·0	0·0	146 7 7
19·8	4·9	24·6	60·9	229·6	23·4	313·9	3·3	3·6	2·3	5·9	66·9	27·4	94·3	0·0	195·9	9·3	33·1	74·4	6287 11 2
4·9	0·3	5·1	1·5	15·4	0·0	16·9	0·0	37·5	30·8	68·3	48·0	18·0	66·0	0·0	66·5	1·8	62·0	29·0	2518 19 9
2·1	0·0	2·1	1·6	2·4	0·0	4·0	0·0	35·6	16·8	52·4	33·1	10·5	43·6	0·0	42·6	0·0	62·5	26·5	2451 16 3
2·5	0·0	2·5	5·5	29·5	3·8	38·8	1·0	0·0	0·0	0·0	2·5	0·0	2·5	0·5	10·3	0·0	1·0	1·0	297 1 1
4·1	0·3	4·4	3·8	9·4	2·9	16·0	0·0	12·3	9·5	21·8	9·5	4·0	13·5	0·0	23·5	0·0	36·5	13·0	455 2 4
0·6	0·0	0·6	0·8	5·1	0·5	6·4	0·0	7·4	7·5	14·9	8·0	2·8	10·8	0·0	8·5	0·0	8·5	11·8	534 18 9
3·4	0·5	3·9	1·1	1·6	0·0	2·8	0·0	12·0	7·3	19·3	16·8	6·0	22·8	0·0	24·3	0·5	49·5	13·3	1806 8 3
17·5	1·5	19·0	13·0	19·5	0·5	33·0	0·8	0·8	0·0	0·8	4·3	1·0	5·3	2·1	11·3	6·0	10·8	11·0	509 0 7
6·1	0·0	6·1	0·0	1·0	0·0	1·0	0·0	41·1	23·8	64·9	13·1	2·0	15·1	0,3	34·8	3·0	12·0	29·5	571 18 7
0·5	0·0	0·5	0·0	1·0	0·0	1·0	0·0	1·8	0·0	1·8	0·0	0·0	0·0	0·0	0·3	0·0	1·0	0·5	85 17 0
3·6	0·1	3·8	0·4	6·1	0·0	6·5	0·0	6·6	3·1	9·8	0·0	0·0	0·0	0·0	1·0	0·0	15·3	5·5	493 4 8
0·8	0·0	0·8	0·0	0·5	0·0	0·5	0·0	13·0	8·5	21·5	1·0	0·0	1·0	0·0	2·0	0·0	3·5	4·0	65 0 7
381·0	110·6	491·6	5·9	122·5	6·6	135·0	25·5	8·1	1·1	9·3	19·8	1·8	21·5	0·3	208·9	13·5	242·5	127·8	4405 6 5
4·5	0·8	5·3	0·0	0·5	0·0	0·5	0·0	0·0	0·0	0·0	0·0	0·0	0·0	0·0	2·5	1·0	3·5	1·5	67 13 6
0·4	0·0	0·4	0·4	3·9	0·0	4·3	0·0	7·0	2·5	9·5	0·0	0·0	0·0	0·0	2·5	0·0	5·0	2·5	159 7 5
1·3	0·3	1·5	0·8	3·3	0·8	4·8	0·0	0·3	0·0	0·3	0·0	0·0	0·0	0·1	1·0	0·0	14·0	0·0	69 16 6
1·6	1·1	2·8	0·0	3·5	3·0	6·5	0·0	0·0	0·0	0·0	0·0	0·0	0·0	0·0	4·1	0·0	1·3	1·0	38 13 9
36·3	10·8	47·0	0·5	35·9	0·8	37·1	6·5	0·1	0·0	0·1	8·4	2·0	10·4	0·0	16·6	0·6	25·6	13·6	468 10 1
0·3	0·0	0·3	0·0	1·3	0·0	1·3	0·0	0·5	0·3	0·8	0·0	0·0	0·0	0·0	0·5	1·0	2·0	0·0	81 0 1
4·3	0·3	4·5	10·5	36·3	2·4	49·1	1·0	0·0	0·0	0.0	1·3	0·0	1·3	0·4	12·0	0·5	2·5	0·3	424 11 0
41·3	8·6	49·9	51·8	126·6	10·0	188·4	1·3	1·1	0·0	1·1	9·0	1·8	10·8	4·0	64·3	5·5	17·1	10·5	2465 12 3
12·6	1·3	13·9	11·3	51·5	5·0	67·8	0·5	1·8	0·0	1·8	12·3	6·3	18·5	2·0	23·0	16·0	3·4	7·3	1202 6 9
1·0	0·3	1·3	0·0	0·3	0·0	0·3	0·0	0·0	0·0	0·0	2·0	0·0	2·0	2·0	11·0	18·0	0·0	4·0	145 6 10
13·8	2·1	15·9	18·8	64·0	0·5	83·3	0·0	0·8	0·3	1·0	4·4	3·0	7·4	0·5	22·5	13·0	2·5	2·0	701 7 8
308·8	23·0	331·8	183·9	90·0	0·5	274·4	5·5	0·6	0·0	0·6	11·8	3·8	15·5	0·0	28·9	0·0	1058·5	9·5	9542 5 11
13·9	0·0	13·9	64·8	504·0	0·0	568·8	5·0	101·5	0·0	101·5	0·3	0·0	0·3	0·0	159·0	0·0	353·8	0·0	16402 18 0

Aberdeen Trawlers.

Area.	Trips.	Hours.	Cod.	Codling.	Total	Ling.	Tusk.	Saithe.	Hake.	Haddock.						Whiting.	Turbot.	Halibut.	Brill.
										Extra Large.	Large.	Medium.	Small.	Extra Small.	Total.				
VI ..	3	208	61·0	47·8	108·8	131·7	0·5	117·5	0·8	8·5	185·8	62·8	104·0	0·0	361·0	53·5	0·3	22·0	0·0
VII ..	6	481	19·5	35·8	55·3	188·7	11·0	51·4	25·4	1·0	181·8	87·5	253·5	0·0	523·8	461·3	0·9	16·3	0·0
IX ..	1	72	46·3	13·0	59·3	41·8	0·3	91·0	2·4	3·0	68·0	18·0	37·3	0·0	126·3	43·0	0·0	4·5	0·0
X	156	9898	2966·3	2303·5	5269·8	3726·5	61·5	3933·6	49·8	532·5	12024·3	3274·3	4583·8	60·0	20474·8	2968·5	16·8	620·6	0·0
XII ..	1	70	16·5	9·0	25·5	28·0	1·0	34·5	7·1	0·0	9·5	7·0	37·5	0·0	54·0	66·0	0·5	5·0	0·0
XIII ..	3	157	151·5	21·0	172·5	8·2	0·0	8·5	6·0	6·0	19·5	12·5	97·5	0·0	135·5	16·3	4·6	2·9	0·0
XVII ..	17	717	410·8	113·0	523·8	16·5	0·0	25·2	11·5	11·9	142·3	82·3	443·5	13·3	693·1	133·5	5·9	9·4	3·4
XVIII ..	9	661	202·0	32·0	234·0	70·2	2·4	40·9	1·4	0·0	30·0	25·8	362·8	30·5	449·0	124·5	2·5	8·4	0·0
XIX ..	16	1290	286·0	114·8	400·8	99·8	5·5	87·4	2·0	0·0	135·8	99·0	686·8	78·5	1000·0	175·0	1·0	26·3	0·1
XX ..	1	125	19·5	1·5	21·0	0·7	0·0	5·5	0·1	0·0	17·0	8·0	83·0	0·0	108·0	6·3	0·5	1·6	0·3
XXIII ..	125	4535	783·0	334·8	1117·8	173·3	0·1	128·7	2·4	0·0	404·8	419·3	2835·3	70·5	3729·8	438·6	75·6	28·9	2·1
XXIV ..	5	225	36·5	9·8	46·3	13·3	0·0	8·8	0·2	0·0	26·3	18·8	143·5	0·0	188·5	16·5	2·1	2·0	0·0
XXV. ..	2	173	42·0	3·3	45·3	2·2	0·0	10·3	0·0	0·0	25·3	20·3	149·3	0·0	194·8	10·5	1·8	4·0	0·3
XXVI ..	1	88	28·5	6·0	34·5	2·0	0·0	6·5	0·7	0·0	29·8	16·0	70·8	0·0	116·5	1·0	1·3	1·1	0·1
XXVIII ..	2	41	6·3	7·0	13·3	1·0	0·0	0·2	0·0	0·0	3·8	4·5	19·8	0·0	28·0	0·0	0·0	0·6	0·4
XXIX ..	38	1355	140·9	64·5	205·4	44·5	0·0	15·9	0·1	0·0	147·3	123·0	911·8	49·8	1231·8	74·0	13·0	13·0	0·4
C	50	2819	1502·3	631·8	2134·0	63·0	0·4	406·8	3·1	201·5	3411·3	1031·5	1679·3	44·0	6367·5	161·0	5·5	155·9	0·3
D	22	1338	717·3	291·5	1008·8	17·2	0·3	240·5	13·2	120·8	1288·5	398·0	467·8	6·8	2281·8	45·5	4·9	67·3	0·3
J	2	108	12·0	10·3	22·3	1·3	0·0	0·6	0·0	12·0	217·5	77·5	107·0	0·0	414·0	49·8	0·0	7·1	0·0
K	2	135	149·8	40·3	190·0	14·0	0·0	32·5	6·4	3·5	58·0	14·5	29·8	0·0	105·8	8·3	0·5	10·0	0·0
Faroe ..	30	2226	2022·8	1949·5	3972·3	117·8	18·5	437·0	0·2	692·5	1424·8	434·0	206·3	0·0	2757·5	11·8	0·6	150·4	0·0
Iceland ..	65	5247	32240·3	3200·5	35440·8	4590·8	20·0	2855·2	0·0	17844·3	1317·8	55·3	18·8	0·0	19236·0	789·3	0·0	366·9	0·0

Aberdeen Trawlers.

VI	7	555	236·3	173·5	409·8	486·2	5·8	252·7	23·7	23·8	367·0	101·8	190·3	23·0	705·8	126·8	0·5	39·8	0·0
IX	1	100	14·0	16·0	30·0	2·0	0·0	1·5	0·0	3·0	62·8	32·0	37·5	0·0	135·3	0·0	0·3	2·5	0·0
X	80	5838	2250·8	1714·0	3964·8	3226·8	42·5	3001·5	92·6	211·3	3743·0	1515·5	2312·0	17·3	7799·0	1255·8	8·9	320·4	0·3
XI	1	76	55·8	10·0	65·8	62·5	1·5	426·0	1·2	1·0	40·0	12·0	24·3	0·0	77·3	35·0	0·0	6·0	0·0
XIII ..	7	369	437·8	132·5	570·3	57·7	0·4	52·6	32·1	28·0	148·8	92·0	244·3	0·0	513·0	21·0	3·6	16·6	0·4
XIV ..	36	2306	943·5	558·8	1502·3	361·2	0·6	511·4	29·9	99·8	1533·0	843·8	1422·8	1·5	3900·8	160·6	8·6	76·8	0·8
XVII ..	15	580	373·3	56·0	429·3	16·7	0·0	4·0	25·7	1·5	76·8	67·5	507·0	0·0	652·8	114·8	0·4	4·0	3·3
XVIII ..	8	494	174·9	25·5	200·4	79·3	2·5	40·8	0·8	0·0	22·1	28·5	436·5	0·0	487·1	70·0	4·3	10·6	0·0
XIX ..	28	1817	506·0	142·0	648·0	173·3	7·6	107·3	3·8	0·0	253·3	273·0	2090·5	184·0	2800·8	337·8	3·5	26·3	0·0
XX ..	1	148	30·3	8·3	38·5	13·2	0·0	7·5	0·1	0·0	10·3	8·3	50·0	0·0	68·5	15·0	0·8	1·3	0·0
XXIII ..	100	3400	190·5	258·6	458·1	143·4	2·0	11·2	5·6	0·0	235·8	423·0	2051·3	44·5	2754·5	214·0	31·8	10·6	2·0
XXIX ..	36	1243	50·1	81·5	131·6	52·7	0·0	3·5	0·6	0·0	93·8	119·5	605·5	32·5	851·3	39·8	8·0	1·5	0·1
XXX ..	1	60	2·0	2·0	4·0	0·8	0·0	0·1	0·0	0·0	3·0	3·5	19·0	0·0	25·5	0·3	0·4	0·0	0·0
C	30	1421	624·3	199·5	823·8	25·5	0·0	162·0	4·3	152·0	1942·5	587·0	892·0	10·5	3584·5	98·3	1·5	37·0	1·0
D	8	374	149·8	73·0	222·8	15·3	0·0	30·9	0·8	39·8	715·8	193·3	235·0	0·0	1183·8	5·0	0·9	10·3	0·1
J	7	173	418·0	37·0	485·0	6·0	0·0	66·6	0·1	20·0	490·0	172·5	261·5	0·0	944·0	10·5	0·9	8·1	0·0
Rockall ..	1	36	88·8	14·0	102·8	12·3	0·0	2·0	0·0	16·5	96·0	221·5	8·8	0·0	342·8	0·0	0·0	10·0	0·0
Faroe ..	9	429	497·3	602·0	1099·3	21·0	3·0	137·2	0·0	181·3	638·8	101·3	58·0	0·0	979·3	0·8	0·5	48·6	0·0
Iceland ..	49	4489	16958·3	2644·0	19602·3	2178·5	6·1	2260·2	0·2	6568·5	2755·5	130·0	78·3	0·0	9532·3	389·3	0·0	544·3	0·0

May, 1907—Totals.

Lemons.			Plaice.				Dabs.	Whitches.			Megrims.			Eel.	Skate.	Gurnard.	Catfish.	Monk.	Gross Earnings.
Large.	Small.	Total.	Large.	Medium.	Small.	Total.		Large.	Small.	Total.	Large.	Small.	Total.						£ s. d.
0·9	0·5	1·4	0·0	2·3	0·0	2·3	0·0	0·0	0·0	0·0	10·8	4·8	15·5	0·0	7·0	1·0	1·0	9·0	372 8 4
0·3	0·0	0·3	0·0	0·6	0·0	0·6	0·0	0·4	0·0	0·4	60·8	27·5	88·3	0·0	29·5	0·0	7·0	13·3	796 13 11
0·4	0·0	0·4	0·0	0·3	0·0	0·3	0·0	0·0	0·0	0·0	0·8	0 1	0·9	0·0	2·0	0·0	0·3	1·5	133 2 3
94·0	65·5	159·5	84·9	479·0	53·5	617·4	15·5	6·8	3·3	10·0	327·8	108 1	435·9	0·0	654·9	30·8	99·3	254·8	17362 11 8
0·3	0·0	0·3	0·0	0·5	0·0	0·5	0·0	1·8	1·0	2·8	12·5	3·5	16·0	0·0	34·0	0·0	0·5	8·0	69 7 5
4·4	0·3	4·6	2·5	31·0	3·8	37·3	1·0	0·0	0·0	0·0	3·3	0·0	3·3	0·0	29·0	0·0	8·5	3·0	327 7 8
83·1	10·3	93·4	16·9	59·5	4·3	80·6	6·0	0·0	0·0	0·0	2·9	0·0	2·9	0·8	55·8	1·3	41·5	14·0	1154 2 1
12·9	2·5	15·4	0·0	0·0	0·0	0·0	0·0	103·0	46·5	149·5	30·8	8·5	39·3	0·0	70·3	0·0	18·8	29·0	663 16 10
3·4	0·4	3·8	1·0	1·4	0·0	2·4	0·0	194·3	84·0	278·3	7·0	0·8	7·8	0·0	19·5	1·0	17·8	56·5	1016 7 10
1·0	0·0	1·0	1·8	8·8	0·0	10·5	0·0	1·0	0·1	1·1	0·0	0·0	0·0	0·1	0·5	0·0	13·0	0·0	87 19 3
398·6	87·1	485·8	3·9	92·9	4·3	101·0	17·1	3·5	0·0	3·5	12·9	2·8	15·6	0·6	203·0	3·4	283·1	196·0	4169 8 6
16·9	0·5	17·4	0·9	2·5	0·0	3·4	0·0	9·3	2·3	11·5	0·8	0·0	0·8	0·0	12·0	0·0	7·5	1·5	160 15 11
3·0	0·4	3·4	1·0	8·8	1·0	10·8	0·0	1·5	0·0	1·5	0·0	0·0	0·0	0·0	6·0	0·0	21·0	0·3	128 6 9
1·5	0·0	1·5	2·0	8·8	0·5	11·3	0·0	0·0	0·0	0·0	0·0	0·0	0·0	0·0	1·0	0·0	14·5	0·0	67 5 4
2·0	1·3	3·3	0·0	2·0	0·8	2·8	0·3	0·0	0·0	0·0	0·0	0·0	0·0	0·0	2·5	0·3	4·3	0·0	41 4 6
124·4	16·0	140·4	0·1	22·9	0·4	23·4	9·8	0·0	0·0	0·0	1·0	0·0	1·0	0·0	33·6	1·0	83·4	29·3	1071 12 1
29·5	13·9	43·4	75·5	317·5	18·3	411·3	6·5	0·1	0·0	0·1	2·9	0·3	3·1	0·4	88·5	8·0	26·1	6·8	5152 17 0
13·4	3·4	16·8	52·4	232·5	10·1	295·0	0·9	0·9	0·0	0·9	1·6	0·3	1·9	1·3	37·1	0·0	16·0	1·0	2396 2 11
0·3	0·3	0·5	0·3	5·3	1·0	6·5	0·0	0·0	0·0	0·0	0·0	0·0	0·0	0·0	2·0	0·0	0·0	0·0	214 11 9
3·0	0·3	3·3	1·5	9·3	0·3	11·0	0·0	0·5	0·8	1·3	3·0	0·0	3·0	0·0	12·0	0·0	0·8	4·0	220 13 4
169·3	12·1	181·4	97·8	81·6	1·8	181·1	7·5	0·0	0·0	0·0	3·1	0·0	3·1	0·1	17·3	4·0	595·8	14·3	3637 7 6
81·0	4·5	85·5	29·8	442·8	10·3	482·8	25·5	363·6	7·0	370·6	118·0	0·0	118·0	0·0	143·3	0·0	530·6	5·0	15807 18 0

June, 1907—Totals.

2·6	0·0	2·6	1·0	1·1	0·0	2·1	0·0	1·1	0·0	1·1	31·8	16·6	48·4	0·0	67·5	0·0	5·3	35·0	869 1 8
3·8	1·3	5·0	0·8	4·5	0·5	5·8	0·0	0·0	0·0	0·0	0·8	0·0	0·8	0·1	18·0	0·0	11·0	4·0	73 13 3
82·8	40·5	123·3	36·5	157·5	22·1	216·1	5·8	3·3	0·0	3·3	230·4	86·0	316·4	0·3	519·8	0·5	140·1	195·8	9378 15 7
0·8	0·0	0·8	0·0	0·0	0·0	0·0	0·0	0·0	0·0	0·0	3·1	0·3	3·4	0·0	1·5	0·0	0·5	2·0	191 7 2
33·9	5·8	39·6	4·8	24·9	1·0	30·6	0·3	0·3	0·1	0·4	6·5	0·1	6·6	0·4	71·0	0·0	31·0	13·0	668 18 4
186·3	35.1	221·4	31·9	97·0	6·1	135·0	0·5	0·0	0·0	0·0	21·8	5·5	27·3	0·1	322·3	0·6	229·3	61·8	3006 19 2
40·6	6·8	47·4	4·3	15·1	0·1	19·5	1·8	0·6	0·1	0·8	0·4	0·0	0·4	1·9	46·8	0·3	20·5	9·3	684 0 10
1·9	0·1	2·0	0·0	0·4	0·0	0·4	0·0	61·5	26·8	88·3	17·1	0·0	17·1	0·0	17·5	0·0	5·5	14·0	471 16 3
3·6	0·1	3·8	0·0	0·0	0·0	0·0	0·0	402·5	150·3	552·8	11·1	0·0	11·1	0·0	68·3	0·0	14·8	93·8	1768 12 9
2·8	0·0	2·8	0·1	1·0	0·0	1·1	0·0	7·0	0·0	7·0	0·4	0·0	0·4	0·0	3·0	0·0	3·5	0·0	68 19 0
308·5	112·9	421·4	3·9	116·5	10·4	130·8	46·4	5·3	0·4	5·6	70·1	1·5	71·6	1·8	211·8	3·8	161·9	156·3	2687 3 7
136·5	27·9	164·4	0·1	34·8	0·5	35·4	6·9	0·3	0·0	0·3	11·1	0·3	11·4	0·1	32·5	4·0	59·3	41·4	845 5 4
4·5	0·1	4·6	0·0	1·8	0·0	1·8	0·0	0·0	0·0	0·0	0·0	0·0	0·0	0·0	2·0	0.0	3·0	1·0	38 14 9
15·3	4·3	19·5	26·3	104·3	2·5	133·0	0·3	0·1	0·0	0·1	0·9	0·0	0·9	0·0	34·4	2·0	14·0	2·0	2869 11 4
7·5	1·8	9·3	9·8	38·3	0·1	48·1	0·0	0·0	0·0	0·0	0·3	0·0	0·3	0·1	15·3	3·0	8·0	1·0	866 5 11
0·8	0·3	1·0	1·9	20·0	0·8	22·6	0·0	0·0	0·0	0·0	0·0	0·0	0·0	0·0	6·3	0·0	0·5	0·0	989 7 10
0·1	0·0	0·1	0·0	0·0	0·0	0·0	0·0	0·0	0·0	0·0	12·8	0·0	12·8	0·0	54·0	0·0	0·0	0·0	143 9 0
49·3	1·1	50·4	2·8	3·6	0·0	6·4	4·3	2·6	0·8	3·4	1·5	0·0	1·5	0·0	9·5	1·0	39·0	0·5	1000 6 8
122·3	5·9	128·1	8·3	160·8	13·8	182·8	16·0	341·5	4·0	345·5	173·3	2·0	175·3	0·0	144·0	12·0	665·5	13·0	9808 9 7

Aberdeen Trawlers.

Area.	Trips.	Hours.	Cod.	Codling.	Total.	Ling.	Tusk.	Saithe.	Hake.	Haddock.						Whiting.	Turbot.	Halibut.	Brill.
										Extra Large.	Large.	Medium.	Small.	Extra Small.	Total.				
VI ..	1	32	70·0	39·5	109·5	23·7	0·0	0·0	0·7	1·0	23·0	11·0	4·0	0·0	39·0	0·0	0·0	2·0	0·0
IX ..	4	224	113·8	73·3	187·0	32·5	0·1	37·8	8·2	24·5	246·0	115·8	172·0	0·0	558·3	36·5	0·5	11·3	0·0
X	12	761	332·5	177·3	509·8	84·5	0·5	167·9	1·0	77·5	817·5	370·0	412·5	0·0	1677·5	43·3	1·3	20·5	0·1
XII ..	1	115	11·3	5·0	16·3	111·7	0·0	93·0	3·0	0·0	2·8	0·0	22·5	0·0	25·3	55·3	0·0	4·0	0·0
XIII ..	1	12	5·0	6·0	11·0	0·0	0·0	0·1	0·0	25·5	77·0	29·0	19·0	0·0	150·5	0·0	0·0	0·0	0·0
XIV ..	80	5089	2113·5	1415·5	3529·0	556·3	3·0	1527·3	16·3	416·0	4250·3	1924·3	2794·0	0·0	9384·5	512·8	36·1	132·0	0·5
XVII ..	10	164	609·0	46·3	655·3	6·0	0·0	5·6	8·3	3·0	53·8	52·5	212·8	0·0	322·0	62·5	1·1	4·5	0·4
XVIII ..	40	2392	1328·5	157·0	1485·5	508·3	11·8	678·4	1·5	0·0	144·9	161·8	1668·8	10·0	1985·4	413·0	22·1	58·3	0·1
XIX ..	23	1415	606·8	131·5	738·3	185·8	9·8	255·4	0·8	0·0	153·3	154·8	1328·0	13·0	1649·0	254·5	6·4	30·0	0·0
XXIII ..	132	5008	1142·9	587·5	1730·4	542·5	0·8	243·1	10·4	1·5	736·5	1133·3	4166·0	8·3	6045·5	668·5	93·8	38·9	3·0
XXIV ..	10	586	278·8	50·8	329·5	65·0	1·4	70·7	0·4	0·0	36·3	54·0	515·3	0·0	605·5	59·0	6·1	11·3	0·0
XXVII ..	1	6	6·0	1·0	7·0	0·2	0·0	0·5	0·4	0·0	6·3	8·0	23·0	0·0	37·3	1·0	0·0	0·0	0·0
XXIX ..	98	3103	147·5	169·0	316·5	51·5	0·0	13·9	1·6	1·5	541·8	717·8	2515·0	9·3	3785·3	86·3	38·0	5·4	0·1
C	22	950	369·4	78·5	447·9	119·7	3·0	58·8	3·4	103·5	1885·3	814·5	761·8	1·5	3566·5	175·0	2·3	33·4	0·8
D	7	301	214·5	92·5	307·0	15·5	0·0	15·3	0·6	32·5	562·0	212·5	177·0	0·0	984·0	13·5	0·9	6·4	0·0
J	14	541	604·1	68·8	672·9	97·3	1·1	277·8	1·0	70·8	1425·5	588·5	578·8	0·0	2663·5	54·3	2·9	19·0	0·0
K	4	130	170·3	18·5	188·8	14·3	0·0	37·4	0·0	16·5	315·0	102·0	106·8	0·0	540·3	6·3	0·1	8·5	0·1
Faroe ..	36	2568	647·0	2663·0	3310·0	85·3	9·6	556·5	1·7	784·0	2721·8	775·5	437·0	0·0	4718·3	752·8	0·5	236·5	0·0
Iceland ..	25	3546	10008·5	1132·5	11141·0	132·2	0·0	4868·0	0·0	1498·0	1353·5	153·3	21·3	0·0	3026·0	130·5	0·0	175·3	0·0

Aberdeen Trawlers.

VIII ..	1	147	10·0	11·0	21·0	311·7	1·5	180·0	4·8	0·0	8·0	0·0	39·0	0·0	47·0	90·0	0·0	6·0	0·0
IX ..	1	90	15·0	21·0	36,0	7·0	0·0	0·5	0·5	4·0	43·0	21·0	27·5	0·0	95·5	10·0	0·1	2·5	0·0
X	11	678	166·5	260 0	426·5	48·7	0·3	16·1	27·1	77·8	855·8	364·3	390·0	0·0	1687·8	216·8	1·9	24·0	0·1
XIII ..	12	562	298·4	67·0	365·4	251·0	4,8	4·1	1·4	322·0	1246·0	488·5	290·3	0·0	2346·8	37·3	0·3	10·5	0·0
XIV ..	34	1920	819·0	600·8	1419·8	245·8	3·1	128·9	34·5	181·8	1740·0	937·3	1457·0	0·0	4316·0	346·0	10·9	52·9	0·3
AVI ..	1	60	12·5	8·0	20·5	166·7	2·0	67·0	1·4	0·0	3·0	4·0	31·0	0·0	38·0	70·0	0·0	2·3	0·0
XVIII ..	45	2890	1398·8	134·0	1532·8	473·7	8·0	527·0	4·9	0·0	166·5	170·5	1923·3	12·3	2272·5	582·3	6·6	60·8	0·0
XIX ..	5	389	209·0	32·8	241·8	44·2	0·8	43·3	0·0	0·3	30·3	33·8	250·8	0·0	315·0	63·5	0·8	9·0	0·0
XXIII ..	172	6771	1381·5	732·3	2113·8	507·8	1·1	452·3	9·2	2·0	884·0	1363·5	4922·5	20·0	7192·0	1053·5	144·5	47·0	1·1
XXIV ..	34	1930	874·0	83·8	957·8	242·8	2·6	186·4	0·7	0·0	135·3	186·3	1637·5	0·0	1959·0	328·5	13·5	24·9	0·0
XXVII ..	7	496	93·3	65·0	158·3	13·7	0·0	47·9	1·7	25·3	273·0	326·0	384·0	12·5	1020·8	17·3	3·4	6·5	0·5
XXVIII ..	1	39	3·3	7·0	10·3	0·7	0·0	0·3	0·2	0·0	8·5	12·0	28·5	0·0	49·0	6·5	0·3	0·3	0·4
XXIX ..	101	3876	163·3	191·5	354·8	49·8	0·0	9·2	1·9	1·5	773·3	1064·5	3566·3	14·3	5419·8	269·3	47·8	7·4	0·0
XXXVII	1	65	22·3	3·5	25·8	4·0	0·0	0·5	0·1	0·0	19·3	13·0	105·0	0·0	137·3	3·5	1·0	0·5	0·0
C	52	1778	1240·3	169·3	1409·5	992·8	15·3	151·5	11·5	874·3	5202·8	2153·0	1206·0	0·0	9436·0	62·8	7·5	45·1	0·4
D	7	329	76·9	61·8	138·6	9·3	0·0	5·4	0·0	92·5	513·8	290·3	228·3	0·0	1124·8	19·5	1·9	6·4	0·0
J	5	179	72·5	17·0	89·5	16·8	0·0	40·4	1·0	47·8	332·3	152·0	233·0	0·0	765·0	9·8	0·9	2·3	0·0
K	3	102	141·0	21·0	162·0	19·2	0·5	16·0	0·2	12·5	212·0	125·3	193·0	11·5	554·3	6·8	0·6	4·5	0·0
Faroe ..	19	1431	194·5	1232·8	1427·3	25·0	0·9	292·3	2·4	371·0	1367·5	340·3	224·5	0·0	2312·3	281·0	0·5	137·3	0·0
Iceland ..	37	4677	9535·8	530·0	10065·8	1384·8	29·4	6711·8	0·0	2937·5	1445·0	174·5	106·0	0·0	4663·0	27·0	0·1	287·4	0·0

JULY, 1907—TOTALS.

Lemons.			Plaice.				Dabs.	Whitches.			Megrims.			Eel.	Skate.	Gurnard.	Catfish.	Monk.	Gross Earnings.
Large.	Small.	Total.	Large.	Medium.	Small.	Total.		Large.	Small.	Total.	Large.	Small.	Total.						£ s. d.
0·0	0·0	0·0	0·0	0·0	0·0	0·0	0·0	0·0	0·0	0·0	2·3	0·0	2·3	0·0	10·0	0·0	0·0	0·0	87 15 9
15·8	4·5	20·3	8·5	15·0	0·0	23·5	0·5	0·0	0·0	0·0	0·6	0·0	0·6	0·1	35·0	0·0	16·0	6·0	361 1 0
27·0	6·6	33·6	7·4	29·8	5·0	42·1	0·0	0·3	0·0	0·3	3·9	0·0	3·9	0·0	47·3	0·5	24·3	8·0	955 9 6
0·0	0·0	0·0	0·0	0·0	0·0	0·0	0·0	0·0	0·0	0·0	25·0	15·5	40·5	0·0	24·0	3·0	0·0	20·0	95 2 3
0·0	0·5	0·5	0·0	1·5	3·8	5·3	0·3	0·0	0·0	0·0	0·0	0·0	0·0	0·0	4·0	0·0	0·3	0·0	39 5 3
177·0	50·6	227·6	57·5	206·4	2·9	266·8	1·3	5·9	0·8	6·6	36·8	2·3	39·0	0·4	336·4	1·5	497·5	95·0	6051 17 6
8·0	2·5	10·5	1·3	7·8	1·8	10·8	0·0	0·0	0·0	0·0	0·8	0·0	0·8	0·5	12·5	0·0	7·3	2·5	534 17 8
31·0	1·8	32·8	0·0	2·1	0·0	2·1	0·0	265·8	147·9	413·6	122·4	9·3	131·6	0·1	73·1	0·0	61·1	90·5	2383 15 0
5·0	0·0	5·0	0·0	0·0	0·0	0·0	0·0	233·3	110·3	343·5	31·3	2·0	33·3	0·0	34·8	0·0	21·0	52·5	1199 16 6
544·8	188·9	733·6	3·3	85·1	1·3	89·6	18·1	24·9	8·9	33·8	23·0	2·0	25 0	1·5	391·6	8·1	190·6	178·3	4731 6 9
9·3	1·8	11·0	0·0	3·0	0·0	3·0	0·0	48·4	25·0	73·4	11·3	0·1	11·4	0·0	15·0	0·0	11·8	11·0	510 19 8
0·0	0·0	0·0	0·0	1·0	0·0	1·0	0·0	0·0	0·0	0·0	0·0	0·0	0·0	0·0	0·0	0·0	1·5	0·0	9 10 3
285·5	42·3	327·8	1·4	129·1	2·9	133·4	9·1	0·3	0·0	0·3	9·6	0·1	9·8	0·6	60·8	24·6	121·0	51·5	2121 14 0
6·3	3·6	9·9	4·9	37·0	1·8	43·5	0·0	0·0	0·0	0·0	1·8	0·0	1·8	0·5	77·9	2·0	3·5	8·0	1745 8 1
5·8	1·8	7·5	11·0	24·5	2·3	37·8	0·0	0·0	0·0	0·0	0·0	0·0	0·0	0·0	7·0	0·0	1·6	0·5	420 5 0
5·5	1·6	7·1	1·8	31·1	0·9	33·8	0·0	0·0	0·0	0·0	1·0	0·0	1·0	9·3	25·3	0·0	11·0	8·0	1506 9 9
0·9	0·0	0·9	0·0	4·8	0·0	4·8	0·0	0·0	0·0	0·0	0·0	0·0	0·0	0·1	1·0	0·0	0·0	0·0	350 2 7
330·3	39·9	370·1	18·1	13·8	0·0	31·9	4·3	1·3	0·5	1·8	2·3	0·0	2·3	0·0	43·8	0·0	485·0	25·5	3558 7 4
36·0	1·5	37·5	0·8	32·0	0·0	32·8	0·0	89·8	1·0	90·8	39·1	0·0	39·1	0·0	20·8	0·0	77·5	10·3	5145 10 2

AUGUST, 1907—TOTALS.

0·0	0·0	0·0	0·0	0·0	0·0	0·0	0·0	0·8	0·0	0·8	39·5	26·5	66·0	0·0	74·0	6·0	5·0	24·0	190 3 0
3·3	1·5	4·8	1·0	3·0	0·0	4·0	0·0	0·3	0·0	0·3	0·0	0·0	0·0	0·0	4·0	2·0	0·5	2·0	75 12 0
18·9	6·3	25·1	12·0	26·0	3·1	41·1	0·8	0·5	0·5	1·0	3·1	0·0	3·1	0·1	30·5	0·0	12·0	3·2	1080 11 7
7·5	1·6	9·1	4·0	11·5	4·3	19·8	3·5	0·0	0·0	0·0	3·1	0·9	4·0	0·1	65·5	3·0	4·5	17·0	1051 13 0
65·6	25·3	90·9	16·8	45·3	2·4	64·4	3·0	4·3	2·3	6·5	15·4	1·5	16·9	0·0	158·5	0·0	122·3	63·0	2753 6 6
0·0	0·0	0·0	0·0	0·0	0·0	0·0	0·0	0·0	0·0	0·0	33·3	17·0	50·3	0·0	40·0	12·0	2·0	18·0	121 7 6
37·9	7·8	45·6	0·0	3·5	0·0	3·5	0·0	207·4	136·8	344·1	87·5	11 0	98·5	0·3	96·9	4·0	66·0	69·0	2856 10 9
3·5	0·0	3·5	0·0	0·0	0·0	0·0	0·0	42·3	18·5	60·8	4·0	0·0	4·0	0·0	16·0	0·0	7·3	5·0	401 14 11
644·1	218·4	862·5	2·5	86·8	3·4	92·6	25·5	58·4	23·6	82·0	39·5	0·3	39·8	1·9	514·8	47·3	154·1	240·3	6689 17 3
97·1	7·3	104·4	0·0	8·1	0·0	8·1	0·0	86·3	38·1	124·4	30·0	0·0	30·0	0·0	100·0	0·5	42·3	26·8	1832 15 10
4·3	0·0	4·3	9·5	53·8	6·0	69·3	0·3	1·3	1·0	2·3	0·0	0·0	0·0	0·0	7·5	0·0	22·8	6·0	559 2 3
0·0	1·3	1·3	0·0	2·5	0·3	2·8	0·0	0·0	0·0	0·0	0·0	0·0	0·0	0·0	1·0	0·3	1·0	0·0	30 7 6
378·8	60·0	438·8	1·9	126·6	2·4	130·9	10·3	0·6	0·0	0·6	10·4	0·0	10·4	0·6	127·6	70·5	82·6	85·3	3140 16 3
6·0	0·5	6·5	0·3	4·5	0·0	4·8	0·0	1·3	0·0	1·3	0·0	0·0	0·0	0·0	3·0	0·0	1·0	0·0	69 16 0
15·6	4·6	20·3	1·3	27·8	0·0	29·0	3·5	2·4	0·1	2·5	18·4	3·8	22·1	1·4	344·0	0·0	7·1	91·8	4441 0 5
3·8	1·3	5·0	3·8	24·9	7·8	36·4	3·8	0·0	0·0	0·0	3·1	0·0	3·1	0·6	19·8	0·0	1·5	0·5	649 7 2
0·9	0·0	0·9	1·4	14·5	0·0	15·9	0·0	0·0	0·0	0·0	0·8	0·0	0·8	0·3	13·0	0·0	0·0	0·0	450 13 8
1·9	0·0	1·9	0·0	4·3	0·0	4·3	0·0	0·0	0·0	0·0	0·0	0·0	0·0	0·0	10·3	0·0	0·6	0·3	287 6 5
92·6	10·5	103·1	8·3	10·3	0·3	18·8	2·0	0·0	0·0	0·0	0·3	0·0	0·3	0·0	33·8	0·0	79·0	14·0	1828 9 5
44·0	3·0	47·0	0·3	58·0	6·0	64·3	3·0	248·3	39·3	287·5	86·4	0·0	86·4	0·0	184·0	0·0	117·8	44·0	7168 7 0

Aberdeen Trawlers.

Area.	Trips.	Hours.	Cod.	Codling.	Total.	Ling.	Tusk.	Saithe.	Hake.	Haddock.						Whiting.	Turbot.	Halibut.	Brill.
										Extra Sarge.	Large.	Medium.	Small.	Extra Small.	Total.				
VI ..	1	40	7·5	9·8	17·3	8·5	0·0	1·8	10·7	2·0	44·0	39·0	67·8	0·0	152·8	20·5	0·4	0·3	0·0
X	33	2186	608·1	462·8	1070·9	646·6	18·8	157·2	433·2	110·5	1800·0	1321·5	1633·0	13·0	4878·0	490·3	6·9	45·1	0·0
XIII ..	6	279	57·3	78·5	135·8	67·2	1·1	75·8	30·1	90·3	444·5	132·8	208·8	0·0	876·3	24·3	4·1	5·1	1·5
XIV ..	58	3216	1277·1	783·0	2060·1	515·7	24·4	384·0	281·5	182·0	2465·0	1943·3	2989·0	4·8	7584·0	539·0	9·0	64·5	0·0
XV ..	1	84	28·0	7·0	35·0	2·5	0·5	11·5	0·3	0·0	25·3	28·8	81·5	0·0	135·5	20·5	0·0	2·3	0·0
XVII ..	4	165	33·9	54·8	88·6	1·7	0·0	0·2	2·0	7·5	151·5	136·3	139·8	0·0	435·0	30·3	4·3	0·6	2·1
XVIII ..	38	2410	809·0	140·3	949·3	406·5	7·6	386·3	17·3	0·1	132·0	183·8	1806·0	0·0	2121·9	699·3	9·5	54·3	0·1
XIX ..	5	430	131·5	19·3	150·8	37·0	0·0	31·3	0·4	0·0	24·0	35·5	250·3	43·5	353·3	90·0	0·5	8·3	0·0
XXII ..	1	14	3·3	21·0	24·3	3·5	0·0	0·0	1·0	0·3	9·0	10·0	25·0	0·0	44·3	12·8	0·0	0·0	0·0
XXIII ..	144	5148	1008·3	1021·8	2030·0	325·2	0·9	387·9	21·3	12·1	1298·4	1598·0	4043·3	21·8	6973·8	1219·8	61·3	18·6	1·8
XXIV ..	37	2070	406·6	83·8	490·4	153·8	0·3	124·0	2·2	1·8	197·3	282·8	1961·8	96·0	2538·5	319·8	32·5	12·6	0·1
XXV ..	2	200	8·5	24·5	33·0	1·7	0·0	29·6	0·3	30·0	90·5	70·3	131·0	0·0	321·8	5·3	1·3	4·3	0·0
XXVI ..	2	151	30·3	25·8	56·0	5·0	0·0	3·7	0·1	0·8	68·3	80·5	184·5	0·0	334·0	10·8	0·5	1·9	0·0
XXVII ..	14	967	354·8	260·0	614·8	42·7	0·0	168·0	18·0	137·3	588·3	593·3	689·6	0·0	2007·8	42·8	2·9	6·5	0·0
XXVIII ..	4	112	6·9	61·0	67·9	1·7	0·0	0·0	0·0	0·0	38·0	27·3	24·0	0·0	89·3	4·3	1·1	0·3	0·1
XXIX ..	85	3363	183·5	211·1	394·6	67·7	0·0	8·3	1·0	0·0	1000·3	1247·3	3235·8	3·0	5486·3	208·5	23·8	3·9	0·1
XXX ..	1	52	1·0	1·0	2·0	0·2	0·0	0·0	0·0	0·0	19·0	27·5	77·0	0·0	123·5	0·0	0·5	0·1	0·0
XXXIII ..	2	124	28·9	39·5	68·4	7·0	0·0	5·0	0·2	10·0	66·0	54·0	59·0	0·0	189·0	11·1	1·0	1·5	0·1
XXXIV ..	2	11	4·3	6·5	10·8	3·5	0·0	0·0	0·0	0·0	72·3	81·0	122·5	0·0	275·8	7·0	0·0	0·0	0·0
C	33	1329	742·5	160·8	903·3	582·7	6·9	70·5	19·7	760·8	3862·0	1347·5	573·5	0·0	6543·8	60·5	2·4	26·8	0·1
D	4	180	101·5	35·3	136·8	22·8	0·1	10·4	2·0	30·0	199·8	106·8	109·5	0·0	446·0	8·5	0·5	1·8	0·0
J	4	123	143·6	11·3	154·9	7·2	0·0	5·2	3·1	20·8	270·5	126·0	141·8	0·0	559·0	8·0	0·5	0·6	0·0
K	1	42	104·4	17·0	121·4	0·7	0·0	0·0	0·1	12·8	94·0	41·0	46·0	0·0	193·8	1·0	0·1	0·1	0·0
Faroe ..	9	711	186·3	574·0	760·3	39·7	11·3	199·8	0·2	138·3	784·8	181·8	159·0	0·0	1263·8	136·3	0·1	94·8	0·0
Iceland ..	24	3312	2556·5	199·5	2756·0	568·8	8·0	5422·4	2·8	975·0	457·0	187·0	25·0	0·0	1644·0	16·0	5·5	205·5	0·0

Aberdeen Trawlers.

VI ..	4	287	112·3	87·3	199·5	145·3	6·3	22·0	156·0	20·0	191·5	111·3	161·3	9·0	493·0	47·5	0·1	6·5	0·0
X	35	2462	478·0	384·3	862·3	866·7	37·4	251·4	907·8	69·0	1554·5	1038·5	1493·8	19·3	4175·0	620·3	3·9	41·1	0·0
XI ..	8	759	132·0	69·3	201·3	294·5	19·3	304·8	447·6	5·8	23·5	152·3	523·5	0·0	705·0	147·3	0·3	11·9	0·0
XII ..	5	467	46·3	26·8	73·0	103·7	1·5	166·2	51·8	0·3	155·8	82·5	353·0	7·3	598·8	46·0	0·8	4·6	0·0
XIII ..	9	445	115·5	222·8	338·3	30·5	0·1	0·3	7·5	49·8	334·8	144·5	237·0	0·0	766·0	13·8	19·0	7·5	0·1
XIV ..	52	3617	1203·5	576·3	1779·8	718·5	41·9	385·0	387·6	172·3	2150·5	1467·0	2856·0	27·0	6672·8	1177·0	11·1	57·0	0·4
XVI ..	1	80	6·5	9·0	15·5	7·0	0·5	13·0	6·6	0·0	35·0	33·0	102·8	0·0	170·8	8·0	0·3	0·8	0·0
XVII ..	1	64	17·5	22·3	39·8	3·0	0·0	0·1	0·0	1·0	57·8	44·5	43·5	0·0	146·8	28·0	0·3	0·4	0·0
XVIII ..	27	1659	404·8	86·0	490·8	226·3	3·6	115·7	27·8	0·3	113·8	181·3	1850·0	11·8	2157·0	583·0	8·6	21·0	0·4
XIX ..	1	80	8·5	5·3	13·8	4·3	0·8	40·0	10·0	0·0	11·3	14·0	45·5	0·0	70·8	17·8	0·0	0·8	0·0
XXIII ..	236	8040	851·9	1220·8	2072·6	433·5	15·6	221·5	18·3	0·5	2012·8	2639·3	7472·0	287·0	12411·5	1145·0	110·1	25·8	1·3
XXIV ..	17	1154	273·3	29·8	303·0	73·2	0·8	58·7	2·5	0·0	73·8	123·8	1117·3	5·0	1319·8	187·3	8·0	7·8	0·1
XXVI ..	1	80	7·8	6·8	14·5	2·0	0·0	6·0	0·0	1·5	19·8	19·0	71·0	0·0	111·3	2·3	0·3	0·8	0·0
XXVII ..	2	163	43·5	36·0	79·5	12·7	0·0	6·5	2·5	9·8	120·8	90·8	65·3	0·0	286·5	16·3	0·0	0·4	0·0
XXVIII ..	7	240	14·3	122·5	136·8	4·3	0·0	0·0	0·0	0·0	56·8	29·5	25·3	0·0	111·5	5·5	1·5	0·8	0·3
XXIX ..	56	2297	111·4	186·3	297·6	41·2	0·0	5·8	2·5	1·3	644·3	833·8	2205·5	31·0	3715·8	170·3	22·1	3·3	0·1
XXX ..	1	4	0·0	0·0	0·0	0·0	0·0	0·0	0·0	0·0	0·5	0·0	2·3	0·0	2·8	0·5	0·0	0·1	0·0
XXXV ..	1	28	84·5	9·0	93·5	29·5	0·0	5·1	0·0	0·0	5·0	9·5	20·8	0·0	35·3	3·5	0·0	0·4	0·0
C	47	2109	835·3	400·8	1236·0	592·5	19·8	33·4	139·8	596·3	3985·8	1187·8	839·0	21·3	6630·0	129·5	4·5	23·8	0·1
D	9	353	159·5	180·8	340·3	32·7	0·8	19·7	8·1	103·0	715·8	190·5	204·0	0·0	1213·3	18·3	6·0	4·3	1·0
J	1	32	2·5	3·0	5·5	0·0	0·0	0·0	0·1	2·8	102·0	28·0	21·5	0·0	154·3	2·8	0·0	0·1	0·0
N	5	89	14·3	0·5	14·8	88·5	0·5	353·9	25·8	0·8	23·0	9·0	18·5	0·0	51·3	5·1	0·5	8·6	0·0
Faroe ..	13	1305	287·3	996·8	1284·0	30·0	10·9	220·9	3·9	105·8	853·0	215·3	338·5	0·0	1512·5	27·3	0·0	151·5	0·0
Iceland ..	11	1801	986·3	137·5	1123·8	240·2	5·5	517·5	0·0	562·8	275·3	35·0	0·0	0·0	873·0	12·8	0·0	118·6	0·0

September, 1907—Totals.

Lemons.			Plaice.				Dabs.	Whitches.			Megrims.			Eel.	Skate.	Gurnard.	Catfish.	Monk.	Gross Earnings.
Large.	Small.	Total.	Large.	Medium.	Small.	Total.		Large.	Small.	Total.	Large.	Small.	Total.						
0·5	0·0	0·5	0·0	0·3	0·0	0·3	0·0	0·0	0·0	0·0	1·8	0·8	2·5	0·0	28·0	0·0	0·5	4·0	132 12 6
24·6	4·5	29·1	14·4	40·4	0·5	55·3	1·0	4·8	2·0	6·8	86·3	27·4	113·6	0·1	447·5	4·0	15·3	142·7	986 1 6
3·5	0·9	4·4	0·0	9·5	3·0	12·5	1·5	2·1	1·0	3·1	2·4	0·3	2·6	0·4	27·5	0·0	2·0	7·0	525 15 6
94·3	21·0	115·3	30·3	76·8	6·3	113·3	7·8	24·4	11·3	35·6	36·1	1·3	37·4	0·4	192·0	19·0	111·5	61·3	5083 16 4
0·1	0·0	0·1	0·0	0·0	0·0	0·0	0·0	1·1	0·5	1·6	0·3	0·0	0·3	0·0	2·0	0·0	0·0	1·0	101 8 3
14·0	2·4	16·4	0·9	10·9	3·0	14·8	0·5	0·0	0·0	0·0	0·8	0·0	0·8	2·4	19·5	0·0	0·9	1·0	299 7 4
52·6	3·5	56·1	0·0	10·0	0·0	10·0	0·0	251·1	186·0	437·1	82·1	5·8	87·9	0·1	151·5	0·0	30·9	65·5	2479 2 10
7·6	0·0	7·6	0·0	0·5	0·0	0·5	0·0	43·3	25·3	68·5	9·0	0·0	9·0	0·0	39·5	0·0	4·5	13·5	391 7 2
9·0	3·0	12·0	0·0	0·0	0·0	0·0	0·0	0·0	0·0	0·0	0·0	0·0	0·0	0·0	0·5	0·0	2·0	3·0	139 11 10
394·1	234·4	628·5	1·4	100·8	4·1	106·3	49·6	46·8	16·1	62·9	24·1	0·5	24·6	4·0	418·4	32·0	75·1	240·0	6262 4 8
191·4	18·8	210·1	0·0	18·6	1·5	20·1	0·0	66·3	29·9	96·1	18·5	0·5	19·0	0·0	196·4	8·3	32·8	28·5	2077 14 2
5·5	0·3	5·8	4·0	24·5	2·0	30·5	0·5	2·1	0·0	2·1	0·0	0·0	0·0	0·1	3·5	0·0	3·0	1·0	227 2 6
4·0	0·6	4·6	1·8	7·8	0·1	9·6	0·0	0·8	0·0	0·8	0·1	0·0	0·1	0·0	3·0	0·0	4·5	0·0	128 9 3
6·5	0·3	6·8	52·8	191·9	25·6	270·3	0·0	2·3	0·4	2·6	0·0	0·0	0·0	0·4	21·5	0·0	41·5	21·0	1775 10 8
15·5	6·5	22·0	0·0	3·5	0·0	3·5	1·0	0·0	·0	0·0	0·4	0·0	0·4	0·1	10·0	0·0	5·3	1·0	197 1 0
226·8	39·3	266·0	3·8	118·6	0·6	123·0	7·3	0·8	0·0	0·8	7·3	0·0	7·3	0·6	152·4	39·0	45·8	66·5	2915 1 7
5·0	0·1	5·1	0·0	2·5	0·0	2·5	0·0	0·0	0·0	0·0	0·0	0·0	0·0	0·0	2·5	0·0	0·1	0·0	36 9 1
5·0	2·8	7·8	3·5	24·5	1·0	29·0	0·0	0·0	0·0	0·0	0·0	0·0	0·0	0·0	12·0	0·5	2·5	8·0	158 14 3
1·3	0·0	1·3	0·0	0·9	0·0	0·9	0·0	0·0	0·0	0·0	0·0	0·0	0·0	0·0	0·0	0·0	0·5	0·0	50 10 3
12·0	1·1	13·1	5·8	41·5	8·0	55·3	3·5	0·0	0·0	0·0	9·5	2·3	11·8	0·8	105·0	4·0	3·3	53·5	3692 4 7
2·0	0·3	2·3	6·3	19·0	0·1	25·4	0·0	0·0	0·0	0·0	2·8	1·3	4·0	0·1	30·5	4·0	0·6	5·0	337 10 2
0·3	0·1	0·4	0·0	5·5	0·0	5·5	0·8	0·0	0·0	0·0	0·1	0·0	0·1	0·1	12·5	0·0	0·0	2·0	368 1 10
0·5	0·0	0·5	0·8	7·5	0·0	8·3	0·0	0·0	0·0	0·0	0·0	0·0	0·0	0·0	2·0	0·0	0·0	0·0	170 16 3
76·0	12·0	88·0	1·5	3·4	0·0	4·9	0·0	0·1	0·0	0·1	1·0	0·0	1·0	0·1	37·3	0·0	11·8	12·0	1164 7 10
7·6	0·0	7·6	4·5	111·0	17·0	132·5	14·0	145·4	2·5	147·9	64·6	0·5	65 1	0·0	150·0	0·0	74·5	35·0	3472 18 5

October, 1907—Totals.

4·3	0·0	4·3	0·1	1·4	0·0	1·5	0·0	1·5	1·0	2·5	20·5	10·3	30·8	0·1	114·0	0·0	8·3	35·0	554 13 10
28·1	8·3	36·4	14·9	37·3	2·3	54·4	3·0	13·3	11·8	25·0	113·4	47·3	160·6	0·4	447·0	0·0	22·3	186·0	3896 14 3
4·8	0·0	4·8	2·0	4·1	0·0	6·1	0·0	14·8	4·8	19·5	47·3	11·3	58·5	0·0	65·0	4·0	8·9	24·0	989 7 2
2·0	0·0	2·0	2·3	2·5	0·0	4·8	0·0	6·8	1·5	8·3	14·3	9·0	23·3	0·0	54·0	6·0	2·0	24·0	393 18 7
11·3	5·6	16·9	58·3	106·5	3·6	168·4	8·3	0·0	0·4	0·4	5·5	0·8	6·3	0·8	78·0	4·1	1·8	10·3	1069 15 8
91·1	27·1	118·3	30·4	62·5	4·9	97·8	2·0	28·3	18·6	46·9	49·6	9·0	58·6	0·5	309·3	4·5	65·6	110·0	5605 12 2
0·0	0·0	0·0	0·3	0·8	0·0	1·0	0·0	1·5	0·5	2·0	0·5	0·0	0·5	0·0	4·0	0·0	0·5	1·0	75 14 9
1·5	0·5	2·0	1·0	1·5	0 3	2·8	0·0	0·0	0·0	0·0	0·3	0·0	0·3	0·3	5·0	0·0	0·1	0·4	147 5 1
30·3	1·0	31·3	1·1	16·5	0·3	17·9	0·3	154·0	107·5	261·5	44·6	3·5	48·1	0·4	208·0	2·0	13·0	66·5	1865 18 1
0·0	0·0	0·0	0·0	0·0	0·0	0 0	0·0	2·8	1·5	4·3	0·8	0·0	0·8	0·0	3·5	0·0	0·5	0·0	43 10 7
618·5	280·8	899·3	3·8	128·3	5·4	135·4	71·1	112·3	54·5	166·8	48·1	0·5	48·6	4·0	680·1	109·0	102·8	357·5	9157 14 11
38·9	2·3	41·1	0·4	4·8	0·5	5·6	0·0	40·1	17·3	57·4	8·5	0·0	8·5	0·1	123·0	1·0	7·3	17·3	1049 11 6
0·5	0·0	0·5	1·8	8·0	0·0	9·8	0·0	0·5	0·0	0·5	0·0	0·0	0·0	0·0	2·0	0·0	1·5	0·0	52 6 9
1·3	0·0	1·3	2·3	20·3	2·3	24·8	0·0	0·0	0·0	0·0	0·0	0·0	0·0	0·0	0·8	0·0	7·5	1·0	192 18 2
19·8	9·3	29·0	0·1	15·6	19·3	35·0	4·3	0·0	0·0	0·0	0·1	0·0	0·1	0·1	17·0	1·0	6·0	6·5	233 10 9
171·4	35·0	206·4	1·1	69·9	0·0	71·0	12·5	3·4	0·5	3·9	2·9	0·0	2·9	0·3	145·3	36·5	25·8	63·3	2173 14 2
0·3	0·3	0·5	0·0	0·0	0·0	0·0	0·0	0·0	0·0	0·0	0·0	0·0	0·0	0·0	0·0	0·1	0·0	0·5	2 5 4
1·0	0·0	1·0	0·0	1·5	0·0	1·5	0·0	0·0	0·0	0·0	0·0	0·0	0·0	0·0	0·0	0·0	1·0	1·0	70 7 10
25·8	6·6	32·4	16·8	59·5	8·0	84·3	5·8	1·1	1·3	2·4	14·9	4·5	19·4	2·0	242·0	1·0	2·4	55·0	5626 16 3
8·1	2·1	10·3	16·5	41·6	3·8	61·9	3·3	1·8	3·5	5·3	2·3	0·0	2·3	2·0	64·0	12·0	2·6	9·3	1056 9 5
0·0	0·0	0·0	0·0	2·3	0·0	2·3	0·0	0·0	0·0	0 0	0·1	0·0	0·1	0·1	5·0	0·0	0·1	0·0	114 4 9
0·0	0·0	0·0	0·0	0·0	0·0	0·0	0·0	0·0	0·0	0·0	37·8	5·0	42·8	5·5	31·0	0·0	0·5	2·5	895 14 3
90·0	7·5	97·5	3·5	1·6	0·0	5·1	3·3	0·0	0·0	0·0	2·0	0·8	2·8	0·0	42·0	0·0	16·8	30·0	1789 19 3
1·1	0·0	1·1	3·0	111·3	94·8	209·0	125·5	67·9	0·0	67·9	12·5	0·0	12·5	0·0	96·0	0·0	4·5	19·0	1663 19 7

Aberdeen Trawlers.

Area.	Trips.	Hours.	Cod.	Codling.	Total.	Ling.	Tusk.	Saithe.	Hake.	Haddock.						Whiting.	Turbut.	Halibat.	Brill.
										Extra Large.	Large.	Medium.	Small.	Extra Small.	Total.				
.. ..	27	1629	208·3	211·8	420·0	441·7	21·3	186·8	462·8	38·3	1392·8	646·8	922·5	3·0	3003·3	453·0	2·6	36·4	0·0
XI.. ..	34	2679	618·8	210·0	828·8	1767·0	89·8	833·8	2042·9	16·8	470·3	304·0	1302·8	6·0	2099·8	1032·0	1·6	39·1	0·0
XII ..	3	176	41·3	18·0	59·3	60·2	1·8	109·5	49·0	0·0	61·0	42·3	149·3	6·0	258·5	42·5	0·5	2·5	0·0
XIII ..	5	292	103·5	92·8	196·3	29·5	0·5	1·0	1·9	20·0	208·3	97·5	131·0	0·0	456·8	9·5	4·9	6·5	0·0
XIV ..	59	3300	970·3	639·8	1610·0	334·2	16·5	409·5	329·8	139·6	2792·5	1568·8	2446·0	61·0	7007·9	933·0	10·9	55·0	0·1
XV ..	12	846	176·3	79·5	255·8	105·8	4·6	264·7	101·9	0·5	230·5	236·0	813·5	50·0	1330·5	394·0	0·6	13·6	0·0
XVI ..	2	184	31·8	15·5	47·3	12·0	1·1	63·0	5·7	0·3	56·5	50·5	189·8	4·5	301·5	41·5	0·0	1·5	0·0
XVII ..	10	370	80·0	104·0	184·0	3·5	0·0	1·1	0·3	0·5	112·8	160·8	616·8	8·5	899·3	13·3	3·5	2·1	0·9
XVIII ..	24	1273	350·8	67·8	418·5	193·8	0·9	94·9	13·0	0·0	88·8	154·5	1979·0	6·3	2228·5	457·5	1·8	6·1	0·0
XIX ..	2	165	31·5	8·8	40·3	28·0	1·5	27·5	3·3	0·0	13·8	17·0	114·3	7·8	152·8	35·5	0·0	2·0	0·0
XX ..	1	95	7·5	4·0	11·5	6·0	1·0	3·0	8·2	1·0	31·8	27·0	66·5	0·0	126·3	12·0	0·0	1·5	0·0
XXIII ..	266	7688	649·1	1401·9	2051·0	288·7	2·1	131·7	8·7	0·0	1805·5	2122·4	6397·6	385·5	10711·0	1210·3	87·6	15·0	2·5
XXIV ..	9	350	21·3	33·3	54·5	22·7	0·0	2·7	0·2	0·0	125·3	145·5	358·0	7·0	635·8	46·3	2·5	1·1	0·0
XXVIII ..	13	252	10·1	125·5	135·6	3·0	0·0	0·0	0·2	0·0	29·5	26·0	57·3	0·0	113·4	27·0	4·4	0·8	2·0
XXIX ..	40	1137	53·3	236·3	289·5	22·3	0·0	2·3	0·2	0·0	219·0	296·0	871·8	31·0	1417·8	148·0	14·9	2·5	2·0
XLI ..	1	56	8·3	12·0	20·3	0·0	0·0	0·1	0·0	0·3	40·0	13·0	48·3	0·0	101·5	5·0	0·8	0·1	0·1
C	50	1906	679·3	576·0	1255·3	213 7	2·6	18·6	27·5	467·3	4088·5	992·8	759·0	24·8	6332·3	176·8	6·9	28·8	5·4
D	5	246	62·8	51·8	114·5	2·3	0·0	1·5	1·1	37·5	391·0	104·3	131·5	0·0	664·3	16·8	1·5	0·4	0·0
J	5	114	25·5	18·3	43·8	5·2	0·0	1·1	0·2	20·5	374·8	142·5	143·8	0·0	681·5	47·8	2·5	2·4	0·1
M ..	1	28	14·3	2·0	16·3	8·5	0·1	41·5	7·5	0·5	12·0	9·0	8·5	0·0	30·0	3·0	0·0	1·0	0·0
N	2	52	6·3	0·3	6·5	34·7	0·0	112·2	17·1	0·5	11·0	11·3	26·8	0·0	49·5	4·8	0·5	1·6	0·0
S	1	55	120·0	0·0	120·0	143·0	0·0	9·0	1·7	7·0	8·5	4·8	11·5	0·0	31·8	0·0	20·0	5·0	0·0
T	4	192	53·0	0·0	53·0	179·5	0·0	306·0	30·8	3·5	50·0	8·0	92·0	0.0	153·5	16·3	2·1	6·9	0·0
V	2	62	15·3	0·0	15·3	41·2	0·0	160·0	18·8	0·0	15·3	12·3	9·5	0·0	37·0	16·8	0·5	2·3	0·0
Faroe ..	1	84	7·5	48 5	56·0	14·2	0·0	4·0	5·9	6·3	47·0	15·0	7·0	0·0	75·3	0·8	0·0	5·0	0·0
Iceland ..	10	1421	883·5	84·8	968·3	98·0	0·0	434·4	7·5	417·3	144·3	18·5	20·5	0·0	600·5	7·5	0·1	74·4	0·0

Aberdeen Trawlers.

VI.. ..	8	80	11·5	11·5	23·0	15·0	0·0	7·5	6·3	2·5	15·0	10·0	51·3	0·0	78·8	27·3	0·0	2·0	0·0
VII ..	1	114	22·0	14·0	36·0	46·3	1·0	60·3	60·4	0·0	17·8	13·8	67·5	0-0	99·0	39·5	0·0	3·0	0·0
VIII ..	1	100	22·5	11·0	33·5	22·0	0·8	5·3	17·3	0·3	28·3	16·8	72·3	0·0	117·5	36·0	0·0	1·8	0·0
IX.. ..	1	20	23·5	13·0	36·5	7·0	0·0	0·5	0·6	22·5	93·8	28·8	31·8	0·0	176·8	3·0	0·0	1·8	0·0
X	25	1230	146·4	204·0	350·4	54·2	1·9	40·6	101·5	69·0	1712·0	747·5	944·8	46·5	3519·8	429·5	1·1	27·9	0·0
XI.. ..	4	282	59·5	29·5	89·0	39·0	1·1	130·6	42·5	1·8	145·0	102·5	199·8	2·0	451·0	86·8	0·1	6·0	0·0
XII ..	2	195	24·0	13·5	37·5	11·0	1·0	13·0	7·8	1·0	56·0	41·5	125·0	9·0	232·5	50·8	0·1	2·8	0·0
XIII ..	24	1285	1019·3	548·0	1567·3	277·7	7·9	40·9	31·3	62·8	882·0	393·5	488·3	0·0	1827·0	62·9	4·4	42·8	0·8
XIV ..	70	4332	905·3	613·8	1519·0	386·2	23·3	545·6	263·5	87·5	2535·8	1885·0	4258·5	189·8	8956·5	1903·8	9·1	63·5	1·0
XV ..	31	2483	482·5	281·0	763·5	343·0	17·4	537·4	188·4	5·3	745·3	812·8	2547·5	71·8	4182·5	1635·8	0·5	44·8	0·0
XVII ..	19	678	83·3	131·3	214·5	18·8	0·0	1·1	0·1	4·8	231·5	189·8	718·8	0·0	1144·8	22·8	3·5	4·4	2·5
XVIII ..	40	2299	473·8	178·3	652·0	274·5	6·1	110·7	11·4	3·0	400·0	608·0	3595·3	63·8	4670·0	668·3	2·1	17·4	0·0
XIX ..	12	887	188·8	81·8	270·5	43·5	1·6	94·7	2·3	0·8	206·5	224·3	1107·0	56·8	1595·3	256·5	0·3	15·0	0·0
XX ..	1	100	13·5	5·8	19·3	2·5	0·3	21·6	2·0	0·0	24·0	17·3	92·5	0·0	133·8	20·5	0·0	0·8	0·0
XXII ..	1	16	13·5	3·0	16·5	0·8	0·0	0·0	0·0	0·0	6·5	6·5	39·0	0·0	52·0	0·5	0·1	0·1	0·0
XXIII ..	223	8292	1024·9	1020·0	2044·9	421·8	3·5	353·0	16·3	0·5	1169·3	1573·3	7584·0	678·8	11005·8	1523·5	69·9	23·9	2·1
XXIV ..	31	1636	248·3	76·8	325·0	103·0	3·1	64·4	3·6	0·3	352·3	489·8	2589·0	143·8	3575 0	188·8	1·3	9·5	0·0
XXV ..	3	260	19·5	10·3	29·8	4·0	0·0	1·8	0·1	0·3	72·0	49·3	459·0	0·0	580·5	17·8	0·5	0·9	0·0
XXVI ..	1	57	9·0	5·0	14·0	2·5	0·0	2·3	0·0	0·0	21·8	28·0	50·0	0·0	99·8	4·0	0·0	0·1	0·0
XXVIII ..	7	152	4·1	29·3	33·4	1·0	0·0	0·3	0·0	0·0	9·4	10·5	24·5	0·0	44·4	10·3	0·6	0·0	0·5
XXIX ..	2	87	1·8	17·8	19·5	0·3	0·0	0·0	0·0	0·0	7·8	8·5	32·0	0·0	48·3	11·0	0·3	0·0	0·0
XXX ..	3	192	93·5	45·8	139·3	17·0	0·0	11·5	0·1	0·0	54·5	40·8	353·0	9·0	457·3	54·8	0·0	3·8	0·0
C	29	883	685·3	391·8	1077·0	52·8	0·4	89·1	1·4	328·0	1965·8	363·3	207·3	0·0	2864·3	100·3	2·8	20·9	0·0
D	6	187	162·0	90·3	252·3	4·7	0·0	64·0	0·2	132·0	567·0	94·5	33·8	0·0	827·3	5·5	0·0	5·8	0·0
K	1	9	0·0	1·0	1·0	0·0	0·0	0·0	0·0	0·0	3·8	1·3	1·8	0·0	6·8	0·3	0·0	0·0	0·0
M	1	40	8·5	20·5	29·0	0·3	0·0	0·0	0·0	0·5	25·5	12·0	17·5	0·0	55·0	0·0	9·5	0·4	1·5
S	3	165	462·0	4·8	466·8	332·0	0·5	43·2	7·4	71·5	21·3	5·5	2·0	0·0	100·3	0·0	17·0	13·0	0·0
Minch ..	1	36	7·0	22·5	29·5	0·5	0·0	0·0	0·0	3·0	16·0	5·0	3·8	0·0	27·8	0·0	2·8	0·4	0·3
Faroe ..	3	255	101·0	238·5	339·5	7·7	0·4	20·5	0·0	13·3	112·3	38·3	8·3	0·0	172·0	0·0	0·0	21·8	0·0
Iceland ..	13	1505	3315·5	87·5	3403·0	260·0	0·1	2225·8	0·0	793·5	39·3	16·0	0·8	0·0	849·5	0·0	0·0	21·0	0·0

November, 1907—Totals.

Lemons.			Plaice.				Dabs.	Whitches.			Megrims.			Eel.	Skate.	Gurnard.	Catfish.	Monk.	Gross Earnings.
Large.	Small.	Total.	Large.	Medium.	Small.	Total.		Large.	Small.	Total.	Large.	Small.	Total.						£ s. d.
13·6	14·4	28·0	10·0	23·5	1·6	35·1	1·0	33·9	17·5	51·4	88·5	30·0	118·5	0·3	217·5	0·0	7·1	107·3	2913 6 7
5·6	1·0	6·6	0·9	4·3	0·0	5·1	0·0	105·6	86·5	192·1	229·4	52·5	281·9	0·3	374·0	2·0	28·5	193·0	4073 7 4
0·4	0·0	0·4	0·1	1·0	0·0	1·1	0·0	5·1	1·5	6·6	5·5	2·0	7·5	0·1	13·5	0·0	0·5	8·0	268 19 3
5·3	2·1	7·4	13·8	23·0	0·8	37·5	1·3	0·5	0·0	0·5	6·1	1·6	7·8	0·8	56·0	4·0	1·0	11·5	498 19 5
62·0	35·0	97·0	33·6	67·8	3·3	104·6	6·8	37·5	27·3	64·8	36·6	5·3	41·9	1·1	290·9	9·0	33·1	134·3	6336 19 10
1·9	0·3	2·1	0·4	3·8	0·0	4·1	0·0	64·8	29·3	94·0	6·6	0·0	6·6	0·0	40·0	0·0	8·3	23·8	1397 14 4
1·5	0·0	1·5	0·0	0·4	0·0	0·4	0·0	3·8	1·3	5·0	1·0	0·0	1·0	0·0	4·0	0·0	0·8	3·0	184 13 0
17·8	6·5	24·3	3·9	27·9	3·3	35·0	1·3	0·5	0·0	0·5	1·4	0·0	1·4	4·0	53·0	0·0	1·3	9·0	743 1 3
11·3	1·3	12·5	0·1	4·1	0·3	4·5	2·0	132·5	94·4	223·9	45·4	4·0	49·4	0·1	174·5	0·0	3·1	85·0	1789 1 1
1·0	0·0	1·0	0·0	0·0	0·0	0·0	0·0	9·8	10·0	19·8	3·0	0·0	3·0	0·0	8·0	0·0	0·0	4·0	127 3 11
2·3	0·0	2·3	0·1	0·5	0·0	0·6	0·0	3·8	0·8	4·5	3·0	0·0	3·0	0·0	10·0	0·0	1·5	6·0	58 2 6
482·0	261·9	743·9	3·0	174·5	34·6	212·1	184·5	67·4	28·4	95·8	46·0	0·3	46·3	2·9	532·9	100·5	57·8	402·8	9578 16 3
30·8	4·9	35·6	0·3	2·9	0·0	3·1	1·0	1·3	0·0	1·3	0·1	0·0	0·1	0·0	25·5	15·0	1·8	20·5	470 12 3
20·1	13·6	33·8	0·0	32·5	10·6	43·1	7·5	0·0	0·0	0·0	0·6	0·0	0·6	0·0	22·0	1·6	3·9	8·5	301 3 8
84·5	39·9	124·4	0·1	36·9	3·6	40·6	13·4	0·5	0·0	0·5	9·4	0·0	9·4	0·0	85·3	21·4	16·3	36·5	1289 6 10
0·5	0·1	0·6	0·5	3·0	2·8	6·3	0·5	0·0	0·0	0·0	0·0	0·0	0·0	0·0	0·0	0·0	0·0	0·0	97 9 1
36·1	21·1	57·3	15·0	80·3	5·6	100·9	1·3	2·0	0·0	2·0	15·9	5·3	21·1	3·1	208·3	13·8	1·5	57·8	5857 7 7
3·1	0·8	3·9	4·3	18·5	0·8	23·5	2·5	0·3	0·0	0·3	0·5	0·0	0·5	0·5	29·0	10·0	0·3	2·0	673 10 4
1·4	0·5	1·9	0·3	11·5	0·0	11·8	0·0	0·8	0·0	0·8	0·6	0·0	0·6	0·1	16·5	0·0	0·0	5·8	666 11 10
0·8	0·0	0·8	0·0	0·0	0·0	0·0	0·0	3·3	2·0	5·3	3·0	1·3	4·3	1·0	10·0	0·0	0·0	6·0	67 14 9
0·0	0·0	0·0	0·0	0·0	0·0	0·0	0·0	0·5	0·0	0·5	11·0	3·0	14·0	1·0	9·0	0·0	0·0	0·0	257 10 6
0·0	0·0	0·0	0·0	0·0	0·0	0·0	0·0	0·0	0·0	0·0	1·0	0·0	1·0	1·3	42·0	0·0	0·0	24·0	307 4 10
0·1	0·0	0·1	0·0	0·0	0·0	0·0	0·0	1·0	0·0	1·0	57·5	15·8	73·3	6·3	46·0	0·0	0·0	6·0	613 16 7
0·0	0·0	0·0	0·0	0·0	0·0	0·0	0·0	0·5	0·0	0·5	15·8	5·0	20·8	2·5	17·0	0·0	0·0	0·0	419 7 6
3·0	0·3	3·3	3·0	1·0	0·0	4·0	1·0	0·0	0·0	0·0	0·5	0·8	1·3	0·0	5·0	0·0	1·0	2·0	74 11 4
0·4	0·0	0·4	2·9	115·0	56·3	174·1	69·5	16·1	2·5	18·6	16·8	1·3	18·0	0·5	52·0	0·0	0·3	11·8	1146 2 1

December, 1907—Totals.

0·0	0·0	0·0	0·0	0·0	0·0	0·0	0·0	4·5	5·0	9·5	4·0	0·0	4·0	0·0	15·0	0·0	0·0	6·0	83 19 9
0·3	0·0	0·3	0·0	0·0	0·0	0·0	0·0	9·3	3·0	12·3	5·3	2·0	7·3	0·0	23·0	0·0	1·5	9·0	166 12 3
0·1	0·0	0·1	0·0	0·1	0·0	0·1	0·0	5·5	3·5	9·0	1·5	0·0	1·5	0·0	12·0	0·0	0·5	8·0	82 10 6
1·4	0·1	1·5	0·5	0·8	0·0	1·3	0·0	0·0	0·0	0·0	0·8	0·8	1·5	0·0	3·5	0·0	0·0	2·0	127 15 7
13·5	4·4	17·9	15·8	51·5	6·1	73·4	5·3	24·8	8·5	33·3	15·8	4·5	20·3	0·1	67·3	0·0	4·0	39·3	3192 11 8
1·3	0·5	1·8	0·0	2·3	0·0	2·3	0·0	12·4	6·3	18·6	4·8	0·0	4·8	0·0	29·0	0·0	1·3	14·9	381 9 6
1·0	0·3	1·3	0·3	0·3	0·0	0·5	0·0	9·5	1·8	11·3	1·0	0·0	1·0	0·0	4·0	0·0	0·1	4·0	213 13 3
9·5	2·3	11·8	25·0	55·9	6·8	87·6	18·8	62·5	109·5	172·0	263·5	125·3	388·8	5·6	219·0	0·0	0·4	190·0	3081 15 3
51·8	15·8	67·5	19·6	52·5	0·1	72·3	2·5	126·6	72·3	198·3	60·3	7·1	67·4	1·5	190·8	52·3	40·0	164·3	7675 6 1
9·3	0·0	9·3	0·6	3·4	0·3	4·3	0·0	171·8	78·0	249·8	22·5	0·0	22·5	0·3	98·5	4·0	18·3	74·0	4014 10 2
27·0	9·6	36·6	10·8	61·3	20·4	92·4	18·8	8·4	3·8	12·1	2·8	0·0	2·8	2·8	41·4	2·5	2·8	26·0	1141 12 10
19·8	3·4	23·1	2·5	13·5	1·0	17·0	0·3	198·8	138·8	337·5	48·3	3·3	51·5	0·5	130·8	2·0	7·4	107·8	3099 19 0
4·5	0·0	4·5	0·0	0·6	0·0	0·6	0·0	86·8	34·0	120·8	3·8	0·0	3·8	0·1	35·5	0·1	3·3	33·0	1183 13 7
0·1	0·0	0·1	0·0	0·3	0·0	0·3	0·0	1·8	0·3	2·0	1·0	0·0	1·0	0·0	1·0	0·0	0·0	2·0	52 17 6
1·3	0·0	1·3	0·0	0·0	0·0	0·0	0·0	1·1	1·0	2·1	0·1	0·0	0·1	0·3	3·0	0·0	0·3	0·0	74 7 9
261·0	159·0	420·0	9·3	115·3	18·1	142·6	104·8	230·6	97·3	327·9	83·0	0·3	83·3	4·6	615·8	63·9	47·5	341·0	9284 13 8
11·6	0·0	11·6	0·0	0·4	0·0	0·4	3·0	119·3	51·6	170·9	12·0	0·0	12·0	0·0	72·5	3·0	4·4	48·8	1975 7 6
2·3	0·0	2·3	1·0	3·8	0·0	4·1	0·0	4·5	0·5	5·0	0·0	0·0	0·0	0·0	3·0	0·0	2·3	1·0	236 6 4
0·5	0·0	0·5	0·1	1·0	0·0	1·1	0·0	0·0	0·0	0·0	0 0	0·0	0·0	0·0	1·0	0·0	0·3	0·0	65 1 9
7·1	4·6	11·8	0·0	12·8	5·4	18·1	6·0	0·0	0·0	0·0	0·4	0·0	0·4	0·0	9·8	1·0	2·1	2·8	112 9 2
3·1	3·0	6·1	0·0	1·0	0·0	1·0	2·8	0·0	0·0	0·0	0·5	0·0	0·5	0·0	2·0	1·0	1·0	0·0	52 3 7
2·0	0·0	2·0	0·0	0·0	0·0	0·0	0·0	15·8	1·5	17·3	0·0	0·0	0·0	0·0	7·0	2·0	6·0	1·0	295 4 7
10·8	2·6	13·4	11·8	51·5	0·0	63·3	9·5	0·5	0·0	0·5	5·6	0·6	6·3	3·6	66·3	0·0	0·3	14·0	3623 8 3
1·5	0·5	2·0	2·1	7·4	0·5	10·0	0·0	0·3	0·0	0·3	0·6	0·0	0·6	0·5	11·0	0·0	0·0	2·0	852 0 7
0·0	0·0	0·0	0·0	0·1	0·0	0·1	0·0	0·1	0·0	0·1	0·0	0·0	0·0	0·0	0·0	0·0	0·0	0·0	7 2 0
1·5	0·3	1·8	1·1	23·0	2·0	26·1	0·5	0·0	0·0	0·0	0·0	0·0	0·0	7·0	120·0	0·0	0 0	0·0	177 3 7
0·1	0·0	0·1	0·5	2·8	0·0	3·3	1·3	0·0	0·0	0·0	2·5	0·0	2·5	4·5	33·0	0·0	0·0	21·0	647 15 11
0·8	0·0	0·8	4·5	17·8	2·3	24·5	5·0	0·0	0·0	0·0	0·0	0·0	0·0	2·0	16·0	0·0	0·0	0·0	128 4 1
16·5	1·3	17·8	3·8	1·3	0·0	5·0	3·5	0·0	0·0	0·0	0·5	0·0	0·5	0·0	5·5	0·0	1·1	3·0	410 6 4
1·1	0·1	1·3	3·3	54·8	4·8	62·8	0·0	4·3	0·0	4·3	0·0	0·0	0·0	0·0	79·5	0·0	0·5	6·5	2418 5 0

PERCENTAGES (BY WEIGHT) OF COD IN TOTAL CATCH OF COD AND CODLING. ABERDEEN TRAWLERS, 1904.

Area.	Jan.	Feb.	Mar.	Apr.	May.	June.	July.	Aug.	Sept.	Oct.	Nov.	Dec.
VI	—	—	96	73	91	—	—	—	—	—	—	—
VII	—	59	46	68	60	—	—	—	—	—	—	—
VIII	—	—	60	55	—	—	—	—	—	—	—	—
IX	—	73	—	—	—	—	55	—	69	—	71	—
X	66	80	84	77	55	59	57	6	64	76	65	40
XI	46	59	55	62	73	—	—	66	81	61	58	43
XII	—	60	35	67	—	—	—	68	65	63	59	41
XIII	86	95	81	31	12	30	60	52	48	65	14	10
XIV	49	51	62	—	42	—	—	59	69	64	58	45
XV	39	47	60	58	—	—	—	66	65	62	53	51
XVI	41	68	78	66	—	—	—	—	—	—	—	54
XVII	75	65	80	94	71	78	72	61	41	45	63	35
XVIII	50	66	86	95	94	—	81	79	77	79	72	43
XIX	44	39	80	38	44	50	57	62	56	76	63	36
XX	55	85	80	69	87	74	—	71	52	44	71	36
XXIII	54	57	64	75	71	41	69	58	72	50	46	57
XXIV	57	50	89	—	59	60	75	90	85	73	82	41
XXV	38	66	83	94	89	71	81	58	53	66	62	43
XXVI	64	—	—	82	95	75	—	41	58	68	62	27
XXVII	—	—	—	—	76	—	—	66	59	64	58	44
XXVIII ..	—	—	—	—	—	—	—	—	—	27	21	53
XXIX	48	45	71	70	79	58	78	56	55	36	35	57
XXX	53	53	57	—	—	—	70	52	64	52	56	41
XXXI	63	77	73	—	80	73	65	52	52	65	62	45
XXXII	57	90	—	—	84	69	44	37	46	39	62	61
XXXIII ...	—	—	—	51	69	70	60	69	60	65	36	—
XXXVI ...	64	93	71	—	42	46	91	—	50	19	38	—
XXXVII ...	40	49	—	59	—	—	—	—	38	—	—	—
XXXVIII ...	—	45	—	—	—	—	72	—	59	—	—	74
C	32	60	51	46	65	73	70	62	82	—	0	80
D	—	87	92	95	80	76	70	81	—	98	56	87
Faroe	40	44	56	72	67	59	50	49	24	16	38	—
Iceland	100	—	—	100	97	84	96	80	13	22	—	—

PERCENTAGES (BY WEIGHT) OF COD IN TOTAL CATCH OF COD AND CODLING. ABERDEEN TRAWLERS, 1905.

VI	—	—	77	44	—	0	—	—	69	79	—	—
VII	—	—	54	57	59	66	—	—	—	—	—	—
VIII	—	—	34	58	41	51	—	—	—	—	73	—
IX	—	—	91	—	—	60	—	—	—	—	—	—
X	74	60	63	63	60	56	56	43	67	65	73	76
XI	43	47	43	50	48	59	40	—	71	59	56	51
XII	58	39	51	52	44	56	78	66	59	41	48	53
XIII	89	87	90	71	86	72	72	12	28	42	84	—
XIV	52	53	64	58	52	66	60	54	52	55	57	44
XV	46	42	37	49	43	51	55	50	69	58	54	48
XVI	57	60	60	70	55	—	—	—	—	—	49	62
XVII	74	85	85	92	70	73	76	73	64	36	—	54
XVIII	71	77	90	82	86	78	74	72	87	80	64	57
XIX	52	67	66	60	73	48	60	65	66	73	75	64
XX	76	76	72	79	77	83	59	65	55	52	65	71
XXIII	47	49	71	82	72	62	80	80	67	50	38	46
XXIV	63	62	83	62	79	56	89	90	82	80	76	61
XXV	85	77	—	—	81	68	70	64	57	61	65	69
XXVI	—	—	73	—	69	67	75	61	—	59	61	67
XXVII	71	—	64	—	—	65	51	44	49	63	67	76
XXVIII ...	—	32	—	—	50	63	30	—	—	24	31	42
XXIX	42	55	73	70	72	73	65	46	55	34	30	42
XXX	60	57	64	—	—	—	68	36	—	71	62	55
XXXI	31	91	71	—	65	58	70	63	62	82	78	62
XXXII	—	91	—	—	74	—	48	74	61	60	—	—
XXXV	—	—	—	—	—	60	—	—	77	62	—	—
XXXVI ...	88	85	91	—	—	—	—	—	42	70	64	—
XXXVII ...	52	—	—	—	—	—	—	—	33	—	—	—
C	82	72	76	76	71	65	62	60	39	27	54	68
D	87	83	76	83	74	62	—	54	66	—	49	50
Faroe	29	—	80	78	45	38	33	29	37	—	50	15
Iceland	—	95	89	95	92	88	95	91	93	63	—	—

Percentage (by weight) of Cod in Total Catch of Cod and Codling. Aberdeen Trawlers, 1906.

Area.	Jan.	Feb.	Mar.	Apr.	May.	June.	July.	Aug.	Sept.	Oct.	Nov.	Dec.
VI	—	59	79	50	70	—	—	65	63	73	66	—
VII	47	53	57	53	49	51	63	—	70	—	—	—
VIII	—	—	40	57	54	—	—	—	—	—	—	73
IX	—	—	—	—	60	—	—	71	—	65	73	—
X	78	51	63	54	66	57	54	48	56	63	68	63
XI	44	58	48	46	49	70	52	—	50	58	47	58
XII	51	43	51	57	61	50	40	22	46	60	54	52
XIII	80	87	91	50	83	67	72	85	48	48	49	—
XIV	43	51	66	48	—	51	54	52	47	62	69	66
XV	44	38	37	54	—	—	—	55	43	61	53	62
XVI	70	47	68	74	67	—	—	—	—	—	52	59
XVII	81	90	93	94	76	87	87	77	0	61	45	51
XVIII	69	73	90	92	70	66	73	82	88	72	77	73
XIX	56	63	68	65	72	74	78	87	89	71	71	69
XX	67	83	75	75	75	78	67	66	77	—	87	69
XXI	—	—	71	85	—	—	—	—	—	—	—	—
XXIII	38	53	55	70	63	64	80	72	57	57	32	40
XXIV	65	84	78	—	98	85	88	89	89	88	—	—
XXV	66	81	82	88	94	80	62	73	62	65	75	92
XXVI	65	84	74	91	—	68	87	71	60	—	71	74
XXVII	—	—	—	—	—	—	—	44	50	54	42	—
XXVIII ...	29	37	39	—	—	—	32	—	17	19	18	44
XXIX	36	47	73	82	68	68	72	54	39	28	30	38
XXX	56	68	73	—	—	—	70	—	—	82	—	44
XXXI	—	72	—	96	76	77	74	53	67	69	—	—
XXXII	—	—	—	95	—	84	—	30	—	67	—	82
XXXV	—	85	—	—	—	38	—	—	—	—	—	—
XXXVI ...	—	90	—	—	49	—	—	—	—	—	—	—
XXXVII ...	—	65	—	—	88	—	—	—	—	—	—	—
C	69	64	54	75	74	77	72	59	51	65	57	56
D	48	60	71	69	62	61	55	45	47	34	59	62
Faroe	26	37	69	71	59	46	37	47	23	21	20	25
Iceland	97	98	96	95	95	91	86	95	76	83	100	99

Percentage (by weight) of Cod in Total Catch of Cod and Codling. Aberdeen Trawlers, 1907.

VI	—	—	0	70	56	58	64	—	44	56	—	50
VII	61	84	88	54	35	—	—	—	—	—	—	61
VIII	70	—	71	48	—	—	—	48	—	—	—	67
IX	—	—	—	—	78	47	60	42	—	—	—	64
X	56	61	79	71	56	57	65	39	57	55	50	42
XI	56	23	55	53	—	85	—	—	—	66	75	67
XII	57	55	71	63	65	—	69	—	—	63	70	64
XIII	—	77	20	87	88	77	46	82	42	34	53	65
XIV	67	65	77	52	—	63	60	58	62	68	60	60
XV	57	53	68	54	—	—	—	—	80	—	69	63
XVI	57	41	58	69	—	—	—	61	—	42	67	—
XVII	68	78	91	81	78	87	93	—	38	44	44	39
XVIII	81	83	89	84	86	87	89	91	85	83	84	73
XIX	66	60	74	72	71	78	82	87	87	62	78	70
XX	78	76	79	76	93	79	—	—	—	—	65	70
XXI	91	—	—	44	—	—	—	—	—	—	—	—
XXII	46	59	—	—	—	—	—	—	55	—	—	82
XXIII	56	67	60	76	70	44	66	54	50	41	32	50
XXIV	78	95	81	84	79	—	85	91	83	90	39	76
XXV	91	94	87	81	93	—	—	—	26	—	—	66
XXVI	79	89	91	85	83	—	—	—	54	53	—	64
XXVII	55	—	—	—	—	—	86	59	58	55	—	—
XXVIII ...	21	50	25	77	47	—	—	32	10	10	8	12
XXIX	47	36	32	80	69	38	47	46	46	37	18	90
XXX	59	—	—	—	—	50	—	—	50	0	—	67
XXXI	—	76	—	—	—	—	—	—	—	—	31	—
XXXIII ...	—	—	—	—	—	—	—	—	42	—	—	—
XXXIV ...	—	—	—	—	—	—	—	—	40	—	—	—
XXXV	—	—	—	—	—	—	—	—	—	90	—	—
XXXVI ...	—	—	—	81	—	—	—	—	—	—	—	—
XXXVII ...	—	—	—	—	—	—	—	86	—	—	—	—
C	39	52	42	52	70	76	83	88	82	68	54	64
D	55	49	84	79	71	67	70	56	74	47	55	64
Faroe	16	31	57	62	51	45	20	14	25	22	13	30
Iceland ...	97	89	91	89	91	87	90	95	93	88	91	97

PERCENTAGE (BY WEIGHT) OF SMALL HADDOCK IN TOTAL CATCH OF HADDOCK. ABERDEEN TRAWLERS, 1904.

VI	—	—	13	28	27	—	—	—	—	—	—	—
VII	—	40	40	33	42	—	—	—	—	—	—	—
VIII	—	—	32	44	—	—	—	—	—	—	—	—
IX	—	33	—	—	—	—	23	—	29	—	27	—
X	23	27	24	28	12	5	9	16	29	22	23	24
XI	42	40	40	40	34	—	—	34	40	23	21	23
XII	—	32	50	40	—	—	—	33	37	23	24	25
XIII	25	67	57	41	1	9	63	30	23	12	9	17
XIV	36	44	44	—	59	—	—	35	32	17	19	19
XV	36	42	41	50	—	—	—	42	36	27	22	24
XVI	45	48	51	52	—	—	—	—	—	—	—	28
XVII	41	56	53	60	24	30	50	46	47	19	18	15
XVIII	51	61	68	64	46	—	56	60	58	18	17	17
XIX	39	44	56	57	56	58	60	50	42	22	22	26
XX	51	57	54	49	61	60	—	30	33	32	27	28
XXIII	51	61	55	63	60	38	53	51	53	19	17	13
XXIV	65	61	67	—	69	63	62	56	60	23	21	28
XXV	71	50	69	67	62	56	46	45	40	30	33	29
XXVI	54	—	—	56	65	15	—	34	15	26	32	34
XXVII	—	—	—	—	67	—	—	18	11	28	22	17
XXVIII ...	—	—	—	—	—	—	—	—	—	10	14	11
XXIX	48	57	67	69	64	48	40	41	41	20	16	11
XXX	68	70	67	—	—	—	44	41	39	30	33	29
XXXI	64	66	63	—	49	54	9	39	32	34	32	30
XXXII	67	29	—	—	56	47	18	42	27	32	32	42
XXXIII ..	—	—	—	36	55	30	13	17	12	19	29	—
XXXVI ...	35	45	46	—	24	41	27	—	33	20	30	—
XXXVII ...	39	30	—	37	—	—	—	—	23	—	—	12
XXXVIII ...	—	31	—	—	—	—	10	—	7	—	—	14
C	10	14	8	12	7	12	15	12	13	—	27	23
D	—	29	24	35	10	17	11	9	—	8	51	0
Faroe	4	8	2	3	3	7	5	0	0	0	0	—
Iceland	0	0	0	0	--	0	0	0	0	0	0	—

PERCENTAGE (BY WEIGHT) OF SMALL HADDOCK IN TOTAL CATCH OF HADDOCK. ABERDEEN TRAWLERS, 1905.

Area.	Jan.	Feb.	Mar.	Apr.	May.	June.	July.	Aug.	Sept.	Oct.	Nov.	Dec.
VI	—	—	31	36	—	—	—	—	13	16	—	—
VII	—	—	35	41	44	47	—	—	—	—	—	—
VIII	—	—	35	41	48	49	—	—	—	—	6	—
IX	—	—	26	—	—	6	—	—	—	—	—	—
X	36	33	34	42	10	14	12	14	19	31	45	33
XI	42	44	42	47	41	43	34	—	24	27	26	35
XII	42	39	42	42	46	43	33	—	26	16	18	22
XIII	38	64	64	57	33	21	22	6	11	15	40	—
XIV	43	47	49	68	50	31	43	14	29	32	41	37
XV	45	43	45	46	46	46	50	47	49	34	34	36
XVI	40	42	41	45	52	—	—	—	—	—	28	32
XVII	67	63	57	59	50	36	38	36	85	48	—	53
XVIII	68	62	60	62	59	62	62	64	75	66	60	52
XIX	48	41	41	41	52	55	51	50	37	39	56	36
XX	46	42	39	46	51	59	55	36	33	30	27	28
XXIII	72	62	62	73	65	66	65	62	60	68	67	79
XXIV	49	36	35	66	58	51	59	59	49	40	56	35
XXV	57	46	—	—	47	35	30	29	34	23	29	30
XXVI	—	—	28	—	33	21	22	25	--	27	20	23
XXVII	13	—	—	—	—	21	14	16	13	22	34	12
XXVIII ...	—	72	—	—	59	41	66	—	—	75	76	66
XXIX	66	64	70	70	60	43	42	43	45	61	56	73
XXX	39	30	26	—	--	—	48	44	—	42	43	39
XXXI	45	20	35	—	39	34	29	29	29	23	18	30
XXXII	—	13	—	—	40	—	39	24	26	21	—	—
XXXV	—	—	—	—	—	38	—	—	35	36	—	—
XXXVI ...	24	12	8	—	—	—	—	—	38	69	34	—
XXXVII ...	24	—	—	—	—	—	—	—	39	—	—	—
C	2	21	34	15	15	23	22	16	21	21	22	11
D	55	57	40	28	20	21	21	19	25	—	19	19
Faroe	0	—	0	1	1	1	1	2	29	—	13	60
Iceland	—	0	0	0	0	2	0	0	1	0	—	—

PERCENTAGE (BY WEIGHT) OF SMALL AND EXTRA SMALL HADDOCK IN TOTAL CATCH OF HADDOCK. ABERDEEN TRAWLERS, 1906.

Area.	Jan.	Feb.	Mar.	April.	May.	June.	July.	Aug.	Sept.	Oct.	Nov.	Dec.
VI	—	28	33	40	17	—	—	23	37	27	29	—
VII	18	24	24	26	39	33	23	—	31	—	—	—
VIII	—	—	26	33	32	—	—	—	—	—	—	28
IX	—	—	—	—	12	—	—	40	—	34	35	—
X	33	16	34	32	19	10	18	24	24	33	38	46
XI	35	40	33	29	31	32	49	—	24	30	39	42
XII	17	27	31	35	25	28	27	14	33	35	35	38
XIII	41	65	55	47	10	18	31	15	7	25	21	—
XIV	38	42	45	39	—	49	34	34	36	44	37	46
XV	35	33	39	36	—	—	—	52	50	48	41	49
XVI	25	32	33	37	26	—	—	—	—	—	39	41
XVII	54	64	69	67	58	56	58	51	88	37	36	77
XVIII	57	65	65	64	70	68	56	72	75	74	78	85
XIX	34	37	35	36	58	66	56	69	70	63	78	68
XX	28	26	28	30	36	46	21	29	35	—	70	65
XXI	—	—	23	27	—	—	—	—	—	—	—	—
XXIII	80	84	75	75	81	75	68	69	70	74	71	82
XXIV	38	51	43	—	74	63	60	60	65	71	—	—
XXV	31	29	31	32	41	43	17	43	51	55	45	64
XXVI	31	28	15	15	—	38	19	34	56	—	52	55
XXVII	—	—	—	—	—	—	—	29	50	26	13	—
XXVIII ...	83	80	94	—	—	—	83	—	74	80	71	76
XXIX	81	82	87	85	75	58	55	64	71	81	82	83
XXX	28	53	36	—	—	—	56	—	—	77	—	71
XXXI	—	32	—	39	36	37	36	42	28	47	—	—
XXXII	—	—	—	36	—	28	—	52	—	54	—	70
XXXV	—	34	—	—	—	69	—	—	—	—	—	—
XXXVI ...	—	65	—	—	36	—	—	—	—	—	—	—
XXXVII ...	—	39	—	—	47	—	—	—	—	—	—	—
C	5	5	11	18	12	16	19	12	12	28	22	18
D	15	5	7	16	17	18	10	7	17	34	35	18
Faroe	17	22	14	17	6	34	14	7	17	23	16	9
Iceland	0	0	0	0	0	4	16	10	20	0	0	0

PERCENTAGE (BY WEIGHT) OF SMALL HADDOCK IN TOTAL CATCH OF HADDOCK. ABERDEEN TRAWLERS, 1907.

VI	—	—	29	42	29	30	10	—	44	35	—	65
VII	45	57	36	39	48	—	—	—	—	—	—	68
VIII	25	—	29	38	—	—	—	83	—	—	—	62
IX	—	—	—	—	30	28	31	29	—	—	—	18
X	38	34	28	21	23	30	25	23	34	36	31	28
XI	53	39	49	51	—	31	—	—	—	74	62	45
XII	42	46	38	46	69	—	89	—	—	60	60	58
XIII	—	62	43	54	72	48	13	12	24	31	29	27
XIV	53	62	65	59	—	37	30	34	40	43	36	50
XV	62	60	52	45	—	—	—	—	60	—	65	63
XVI	48	70	50	46	—	—	—	82	—	60	65	—
XVII	78	79	75	57	66	78	66	—	52	30	70	63
XVIII	84	83	75	80	88	90	85	85	85	86	89	78
XIX	62	67	61	56	77	81	81	80	83	64	80	73
XX	51	59	54	51	77	73	—	—	—	—	53	69
XXI	62	—	—	67	—	—	—	—	—	—	—	—
XXII	79	79	—	—	—	—	—	—	57	—	—	75
XXIII	77	79	76	77	78	76	69	69	58	63	63	75
XXIV	69	75	63	91	76	—	85	84	81	85	57	76
XXV	46	67	57	58	77	—	—	—	41	—	—	79
XXVI	63	75	54	78	61	—	—	—	55	64	—	50
XXVII	42	—	—	—	—	—	62	39	34	23	—	—
XXVIII ...	57	30	30	64	71	—	—	58	27	23	51	55
XXIX	78	58	39	72	78	75	67	66	59	60	64	66
XXX	76	—	—	—	—	75	—	—	62	82	—	79
XXXI	—	74	—	—	—	—	—	—	—	—	77	—
XXXIII ...	—	—	—	—	—	—	—	—	31	—	—	—
XXXIV ...	—	—	—	—	—	—	—	—	44	—	—	—
XXXV	...	—	—	—	—	—	—	—	—	59	—	—
XXXVI ...	—	—	—	62	—	—	—	—	—	—	—	—
XXXVII ...	—	—	—	—	—	—	—	77	—	—	—	—
C	22	10	6	34	27	25	21	13	9	13	12	7
D	17	24	35	23	21	20	18	20	25	17	20	4
Faroe	3	12	8	5	8	6	9	10	13	22	9	5
Iceland	0	0	0	0	0	1	1	2	2	0	3	0

PERCENTAGE (BY WEIGHT) OF SMALL PLAICE IN TOTAL CATCH OF PLAICE.
ABERDEEN TRAWLERS, 1904.

Area.	Jan.	Feb.	Mar.	Apr.	May.	June.	July.	Aug.	Sept.	Oct.	Nov.	Dec.
VI	—	—	0	0	0	—	—	—	—	—	—	—
VII	—	0	0	0	0	—	—	—	—	—	—	—
VIII	—	—	0	0	—	—	—	—	—	—	—	—
IX	—	0	—	—	—	—	0	—	0	—	0	—
X	7	4	2	6	5	1	2	0	0	3	0	4
XI	0	0	0	0	0	—	—	0	0	0	0	0
XII	—	0	0	0	—	—	—	0	0	0	0	0
XIII	0	0	0	20	30	16	0	9	16	9	0	0
XIV	0	0	0	—	0	—	—	0	1	0	0	5
XV	0	0	0	0	—	—	—	0	0	0	0	0
XVI	0	0	0	0	—	—	—	—	—	—	—	0
XVII	0	4	2	0	3	3	3	3	11	3	1	10
XVIII	0	0	0	0	0	—	4	0	0	7	0	0
XIX	4	0	0	0	0	0	0	0	0	0	0	0
XX	0	0	0	0	0	0	—	0	0	0	0	0
XXIII	12	11	10	6	22	5	0	4	4	17	13	17
XXIV	0	0	0	—	0	6	0	1	0	0	0	0
XXV	0	0	0	2	1	2	0	0	0	0	0	0
XXVI	0	—	—	0	0	19	—	1	2	7	1	2
XXVII	—	—	—	—	14	—	—	17	16	13	21	44
XXVIII ...	—	—	—	—	—	—	—	—	—	0	26	28
XXIX	10	11	8	9	2	2	1	1	2	3	12	5
XXX	0	5	2	—	—	—	0	0	0	0	0	0
XXXI	18	0	2	—	2	1	1	0	9	1	1	33
XXXII	0	36	—	—	1	2	0	0	1	3	1	0
XXXIII ...	—	—	—	17	6	8	44	73	8	24	12	—
XXXVI ...	38	8	3	—	47	0	1	—	0	0	13	—
XXXVII ...	31	57	—	12	—	—	—	—	0	—	—	38
XXXVIII ...	—	80	—	—	—	—	0	—	1	—	—	70
C	0	3	8	11	4	2	8	1	6	—	0	0
D	—	1	1	6	4	1	11	0	—	0	12	12
Faroe	0	0	0	0	1	0	4	0	0	0	0	—
Iceland	0	—	—	0	0	31	7	0	0	0	—	—

PERCENTAGE (BY WEIGHT) OF SMALL PLAICE IN TOTAL CATCH OF PLAICE.
ABERDEEN TRAWLERS, 1905.

VI	—	—	0	0	—	—	—	—	0	0	—	—
VII	—	—	0	0	0	0	—	—	—	—	—	—
VIII	—	—	0	0	0	0	—	—	—	—	0	—
IX	—	—	0	—	—	0	—	—	—	—	—	—
X	17	6	10	3	2	2	2	2	1	0	2	5
XI	0	0	0	0	0	0	0	—	0	0	0	0
XII	0	0	0	0	10	0	0	—	0	0	0	0
XIII	0	5	40	20	12	8	10	35	25	10	0	—
XIV	0	2	5	0	0	5	0	0	0	1	0	0
XV	0	3	0	0	0	0	0	0	0	0	0	0
XVI	0	0	0	0	0	—	—	—	—	—	0	0
XVII	3	6	10	4	18	3	0	4	0	3	—	0
XVIII	0	0	2	8	0	3	5	0	0	0	16	0
XIX	0	4	0	0	0	0	0	0	0	0	0	0
XX	0	0	0	0	1	0	0	1	0	3	3	0
XXIII	16	17	15	7	3	2	12	14	14	14	13	17
XXIV	0	0	0	0	0	0	0	0	0	0	—	0
XXV	0	16	—	—	1	2	3	2	0	0	3	0
XXVI	—	—	0	—	6	0	2	1	—	2	0	0
XXVII	46	—	—	—	—	13	7	15	7	2	24	0
XXVIII ...	—	15	—	—	20	0	0	—	—	14	15	20
XXIX	0	7	9	10	4	1	2	3	1	6	2	2
XXX	0	0	33	—	—	—	0	0	—	0	0	0
XXXI	0	6	0	—	0	5	1	1	1	1	1	0
XXXII	—	33	—	—	2	—	0	0	2	0	—	—
XXXV	—	—	—	—	—	0	—	—	0	0	—	—
XXXVI ...	25	12	0	—	—	—	—	—	0	0	0	—
XXXVII ...	67	—	—	—	—	—	—	—	46	—	—	—
C	0	4	6	1	2	2	2	10	3	9	3	0
D	2	6	7	1	2	2	0	3	20	—	0	10
Faroe	0	—	0	0	0	1	0	0	0	—	0	0
Iceland	—	18	0	12	26	0	6	15	0	74	—	—

Percentage (by weight) of Small Plaice in Total Catch of Plaice. Aberdeen Trawlers, 1906.

Area.	Jan.	Feb.	Mar.	Apr.	May.	June.	July.	Aug.	Sept.	Oct.	Nov.	Dec.
VI	—	0	0	—	0	—	—	0	0	0	7	—
VII	0	0	0	14	0	0	0	—	0	—	—	—
VIII	—	—	0	0	0	—	—	—	—	—	—	0
IX	—	—	—	—	21	—	—	0	—	0	0	—
X	3	5	7	12	6	2	3	9	3	1	4	6
XI	0	0	0	6	0	0	0	—	0	0	0	0
XII	0	0	0	0	0	0	0	0	0	0	0	0
XIII	18	6	4	32	10	11	2	30	40	26	2	—
XIV	0	2	9	29	—	2	1	2	2	1	2	12
XV	0	0	6	17	—	—	—	0	0	0	0	0
XVI	0	0	0	0	0	—	—	—	—	—	0	0
XVII	0	8	4	4	1	4	6	0	0	2	0	18
XVIII	0	0	8	0	0	10	0	0	0	0	0	0
XIX	0	0	4	0	0	6	0	0	0	0	0	0
XX	0	1	1	7	0	6	4	0	0	—	0	0
XXI	—	—	0	1	—	—	—	—	—	—	—	—
XXIII	12	9	9	4	3	3	8	7	2	8	31	18
XXIV	0	0	0	—	0	4	6	2	0	0	—	—
XXV	0	1	0	3	4	3	6	0	0	0	0	1
XXVI	1	0	8	0	—	3	3	1	1	—	0	0
XXVII	—	—	—	—	—	—	—	0	8	0	0	—
XXVIII ...	22	24	8	—	—	—	6	—	1	19	14	19
XXIX	5	9	14	7	6	2	3	1	0	52	10	21
XXX	0	0	0	—	—	—	0	—	—	0	—	0
XXXI	—	0	—	3	6	6	12	1	3	0	—	—
XXXII	—	—	—	0	—	14	—	0	—	0	—	0
XXXIII ...	—	—	—	—	—	—	—	—	26	—	—	—
XXXVI ...	—	15	—	—	25	—	—	—	—	—	—	—
XXXVII ...	—	2	—	—	6	—	—	—	—	—	—	—
C	1	4	3	3	4	2	1	0	16	0	1	1
D	11	7	3	4	7	4	6	11	0	0	6	1
Faroe	0	0	0	0	1	0	0	0	0	0	3	0
Iceland	0	0	1	1	17	7	19	21	36	26	24	12

Percentage (by weight) of Small Plaice in Total Catch of Plaice. Aberdeen Trawlers, 1907.

VI	—	—	0	5	0	0	0	—	0	0	—	0
VII	0	0	0	11	0	—	—	—	—	—	—	0
VIII	0	—	0	0	—	—	—	0	—	—	—	0
IX	—	—	—	—	0	9	0	0	—	—	—	0
X	12	17	11	7	9	10	12	8	1	4	5	8
XI	0	0	5	0	—	0	—	—	—	0	0	0
XII	0	10	2	0	0	—	0	—	—	0	0	0
XIII	—	0	6	9	10	3	71	22	24	2	2	8
XIV	5	8	11	18	—	5	1	4	6	5	3	0
XV	18	0	0	8	—	—	—	—	0	—	0	6
XVI	0	0	0	0	—	—	—	0	—	0	0	—
XVII	4	4	4	2	5	1	16	—	20	9	9	22
XVIII	0	0	3	0	0	0	0	0	0	1	6	6
XIX	2	0	0	0	0	0	0	0	0	0	0	0
XX	1	1	2	0	0	0	—	—	—	—	0	0
XXI	0	—	—	0	—	—	—	—	—	—	—	—
XXII	0	0	—	—	—	—	—	—	0	—	—	0
XXIII	20	18	11	5	4	8	1	4	4	4	16	13
XXIV	0	0	0	0	0	—	0	0	8	9	0	0
XXV	0	1	3	0	9	—	—	—	7	—	—	0
XXVI	0	8	5	16	5	—	—	—	1	0	—	0
XXVII	10	—	—	—	—	—	0	9	9	9	—	—
XXVIII ...	22	26	21	46	27	—	—	9	0	55	25	30
XXIX	2	0	15	2	2	1	2	2	1	0	9	0
XXX	0	—	—	—	—	0	—	—	0	0	—	0
XXXI	—	2	—	—	—	—	—	—	—	—	16	—
XXXIII ...	—	—	—	—	—	—	—	—	3	—	—	—
XXXIV ...	—	—	—	—	—	—	—	—	0	—	—	—
XXXV	—	—	—	—	—	—	—	—	—	0	—	—
XXXVI ...	—	—	—	0	—	—	—	—	—	—	—	—
XXXVII ...	—	—	—	—	—	—	—	0	—	—	—	—
C	1	2	9	5	4	2	4	0	14	10	6	0
D	4	4	1	5	3	0	6	21	1	6	3	5
Faroe	0	3	1	0	1	0	0	1	0	0	0	0
Iceland	0	0	2	0	2	8	0	9	13	45	32	8

Total Catch in Cwts. of Trawled Fish

Area.	Trips.	Cod.	Cod-ling.	Ling.	Tusk.	Saithe.	Hake.	Haddocks.					Whit-ings.	Tur-bot.	Hali-but.	Brill.
								Extra Large.	Large.	Medium.	Small.	Extra Small.				
Northern Grounds	1,648	29,080	23,339	24,332	1,187	27,289	21,830	2,220	68,603	38,092	56,376	274	46,624	265	2,804	20
East Coast Grounds ..	3,179	29,857	15,176	6,401	23	4,915	745	486	19,773	13,130	44,935	4,762	18,423	1,276	597	139
Middle Grounds	1,230	21,733	8,808	6,422	235	8,079	1,144	1,021	36,155	29,208	49,429	618	21,305	311	1,135	17
South-Eastern Grounds ..	206	3,775	1,914	683	1	804	59	216	10,742	5,345	5,351	34	1,516	108	162	14
North Sea, Various ..	872	15,385	10,217	8,660	351	10,329	7,396	791	24,010	14,914	25,270	492	16,533	247	1,051	32
Total, North Sea ..	7,135	99,830	59,454	46,498	1,797	51,416	31,174	4,734	159,283	100,689	181,361	6,180	104,451	2,207	5,749	222
West Coast	658	24,269	8,146	2,180	14	4,939	928	2,724	29,488	10,059	13,406	71	3,676	451	876	28
Faroe and Iceland	315	67,479	25,388	3,381	69	14,438	37	27,445	14,730	538	391	0	534	5	1,872	0
Total	8,108	191,578	92,988	51,059	1,880	70,793	32,139	34,903	203,501	111,286	195,158	6,351	108,661	2,663	8,497	250

Total Catch in Cwts. of Trawled Fish

Northern Grounds	1,977	33,913	24,803	23,604	980	22,035	16,089	4,185	86,758	36,880	63,986	3,433	37,307	417	2,947	23
East Coast Grounds ..	3,051	28,223	14,439	5,360	21	4,128	297	175	12,874	9,620	42,631	15,214	9,790	1,287	475	119
Middle Grounds	1,152	21,302	6,395	7,200	318	7,862	357	828	26,250	16,933	27,820	5,283	14,112	356	1,300	64
South-Eastern Grounds ..	122	1,926	795	477	4	404	13	219	5,260	1,789	3,697	642	440	75	139	19
North Sea, Various ..	1,037	17,387	10,460	9,938	419	8,924	6,814	1,320	29,733	13,854	27,730	3,203	15,427	289	1,329	42
Total, North Sea ..	7,339	102,751	56,892	46,579	1,742	43,353	23,570	6,727	160,875	79,076	165,864	27,775	77,076	2,424	6,190	267
West Coast	822	30,128	12,870	2,611	10	5,995	671	3,152	36,458	9,315	10,325	364	2,029	439	939	27
Faroe and Iceland	413	139,212	22,683	4,541	87	18,120	47	58,854	17,098	2,971	5,168	48	1,048	5	2,100	0
Total	8,574	272,091	92,445	53,731	1,839	67,468	24,288	68,733	214,431	91,362	181,357	28,187	80,153	2,868	9,229	294

Total Catch in Cwts. of Trawled Fish

Northern Grounds	2,295	40,324	25,608	32,028	1,071	30,533	10,461	5,989	98,024	47,041	96,768	5,357	44,123	431	4,044	19
East Coast Grounds ..	3,486	24,048	15,743	5,432	30	3,157	250	231	19,345	24,200	87,025	3,954	14,760	1,568	527	109
Middle Grounds	973	17,508	3,746	6,070	154	5,403	204	492	11,558	9,139	54,430	5,028	10,593	223	890	21
South Eastern Grounds ..	67	1,124	631	199	1	411	34	218	1,968	1,747	4,065	13	243	34	61	5
North Sea, various ..	890	14,126	7,110	8,226	283	6,886	2,292	1,213	21,291	11,774	35,059	2,180	11,687	197	1,047	20
Total, North Sea ..	7,621	97,130	52,836	51,954	1,539	46,389	13,242	8,143	152,187	93,900	277,346	16,532	81,406	2,453	6,568	174
West Coast Grounds ..	1,006	26,306	10,884	6,864	88	6,444	907	7,139	60,308	20,673	21,256	466	3,693	371	1,189	26
Faroe and Iceland	653	165,073	36,394	14,968	200	39,300	32	58,310	24,462	5,080	2,582	12	3,039	11	3,737	0
Total	9,280	288,509	100,113	73,786	1,827	92,134	14,181	73,592	236,956	119,652	301,185	17,009	88,138	2,834	11,493	200

Average Catch in Cwts. per Trip.

Area.	Cod.	Cod-ling.	Ling.	Tusk.	Saithe.	Hake.	Haddocks.					Whit-ings.	Tur-bot.	Hali-but.	Brill
							Extra Large.	Large.	Medium.	Small.	Extra Small.				
Northern Grounds	17·65	14·16	14·76	·72	16·56	13·25	1·35	41·63	23·11	34·21	0·17	28·29	·16	1·7	·01
East Coast Grounds	9·39	4·77	2·01	·01	1·55	0·23	0·15	6·22	4·13	14·14	1·50	5·79	·40	0·19	·04
Middle Grounds	17·67	7·16	5·22	·19	6·57	0·93	0·83	29·39	23·75	40·19	0·50	17·32	·25	0·92	·01
South-Eastern Grounds	18·32	9·29	3·32	·00	3·90	0·29	1·05	52·14	25·94	25·97	0·16	7·36	·52	0·79	·07
North Sea, Various	17·65	11·72	9·93	·40	11·85	8·48	0·91	27·54	17·11	28·98	0·56	19·02	·28	1·21	·04
Total, North Sea ..	14·00	8·3	6·52	·25	7·21	4·37	0·66	22·32	14·11	25·42	0·87	14·64	·31	0·81	·03
West Coast	36·89	12·38	3·31	·02	7·51	1·41	4·14	44·82	15·29	20·38	0·11	5·59	·69	1·33	·04
Faroe and Iceland	214·25	80·61	7·56	·22	45·84	·12	87·14	46·77	1·71	1·24	0·00	1·69	·02	5·94	·00
Total, in all areas ..	23·62	11·47	6·29	·23	8·73	3·96	4·30	25·09	13·72	24·06	0·77	13·40	·33	1·05	·03

LANDED AT ABERDEEN DURING THE YEAR 1905.

Lemons.		Plaice.			Dabs.	Whitches.		Megrims.		Eels.	Skate.	Gurnard.	Catfish.	Monk.	Squid.	Other Kinds.	Grand Total.	Gross Earnings.
Large.	Small.	Large.	Medium.	Small.		Large.	Small.	Large.	Small.									
																	Cwts.	£
1,225	114	1,143	4,070	264	178	4,156	2,153	4,118	1,549	29	9,616	519	1,757	3,102	204	1,461	377,993	212,769
7,932	1,753	434	3,841	556	611	1,113	386	673	63	70	6,941	1,140	2,425	4,193	565	284	193,618	118,608
1,688	61	264	2,286	44	12	4,729	1,994	1,141	223	15	4,303	324	1,746	2,132	288	381	207,251	124,592
252	6	161	1,073	141	15	174	12	3	0	0	375	14	459	65	24	120	33,618	22,015
1,179	120	512	2,172	171	107	2,146	1,093	1,336	437	18	4,350	512	1,417	1,516	134	470	153,418	84,529
12,376	2,954	2,514	13,442	1,176	923	12,318	5,638	7,271	2,272	132	25,585	2,509	7,804	11,008	1,215	2,716	965,898	562,513
543	121	1,186	5,659	348	334	242	313	565	148	206	4,520	399	228	392	109	59	116,627	70,468
1,242	147	963	1,073	295	175	264	21	92	3	1	469	17	2,930	83	4	356	163,442	51,342
14,061	2,322	4,633	20,174	1,819	1,432	12,824	5,972	7,928	2,423	339	30,574	2,925	10,962	11,483	1,328	3,131	1,245,967	684,323

LANDED AT ABERDEEN DURING THE YEAR 1906.

1,737	379	1,436	3,948	263	114	2,633	1,307	3,421	1,307	19	13,038	792	2,110	4,293	566	1,305	396,028	220,412
8,851	2,008	261	3,306	454	585	725	246	566	42	60	6,805	526	3,403	3,708	619	216	177,037	107,102
1,699	71	157	1,432	38	23	4,910	1,962	1,093	221	3	3,460	134	2,473	2,303	254	794	157,407	101,522
144	5	119	720	63	14	72	6	5	0	0	207	2	729	67	15	162	18,229	11,299
1,348	180	642	2,167	144	68	2,040	1,022	1,720	676	16	6,346	442	1,578	2,300	243	704	168,505	96,037
13,782	2,643	2,615	11,573	962	804	10,380	4,543	6,805	2,246	98	29,856	1,896	10,293	12,671	1,697	3,181	917,206	536,372
573	137	1,310	5,623	479	255	205	200	341	138	142	4,893	337	273	383	139	125	130,891	84,318
925	93	596	1,770	221	135	265	9	89	8	0	642	15	2,847	164	3	638	280,402	84,088
15,230	2,873	4,521	18,966	1,662	1,194	10,850	4,752	7,235	2,392	240	35,396	2,248	13,413	13,218	1,839	3,944	1,328,499	704,778

LANDED AT ABERDEEN DURING THE YEAR 1907.

2,140	620	1,291	4,154	412	174	2,299	1,282	4,195	1,249	29	11,701	591	3,726	5,175	541	977	482,375	236,504
8,810	2,837	228	3,159	431	897	944	307	731	43	84	8,188	784	3,209	4,273	1,103	370	236,773	132,331
927	78	109	749	16	29	4,527	2,288	1,218	126	9	3,146	142	1,097	1,953	201	477	142,639	70,172
116	6	98	536	44	2	26	5	3	0	1	119	2	217	48	0	52	12,075	5,731
981	212	392	1,372	217	79	1,295	651	1,362	381	21	4,370	364	1,328	1,799	190	285	138,688	69,806
12,973	3,752	2,117	10,020	1,120	1,180	9,091	4,533	7,510	1,798	144	27,524	1,883	9,569	13,248	2,125	2,160	1,012,542	514,514
623	168	1,083	4,164	354	159	133	113	763	181	171	4,217	522	248	822	174	4,403	184,910	104,471
1,915	165	576	2,120	247	449	1,519	65	574	18	1	1,551	29	5,794	297	0	3,531	372,048	119,028
15,511	4,085	3,776	16,303	1,721	1,788	10,742	4,711	8,847	1,997	315	33,292	2,433	15,612	14,366	2,299	10,094	1,569,501	738,043

ABERDEEN TRAWLERS, 1905.

Lemons.		Plaice.			Dabs.	Whitches.		Megrims.		Eel.	Skate.	Gurnard.	Catfish.	Monk.	Squid.	Other Kinds.	Grand Total.	Gross Earnings.	Value per cwt. in Shillings.
Large.	Small.	Large.	Medium.	Small.		Large.	Small.	Large.	Small.										
																	Cwts.	£	
0·74	·07	0·69	2·47	·16	·11	2·52	1·31	2·5	·94	·02	5·83	·31	1·07	1·88	·12	·89	229·4	129·1	11·3
2·49	·55	0·14	1·21	·17	·19	0·35	0·12	0·21	·02	·02	2·18	·36	0·76	1·32	·18	·09	60·9	37·3	12·25
1·37	·05	0·21	1·86	·04	·01	3·84	1·62	0·93	·18	·01	3·50	·26	1·42	1·73	·23	·31	168·5	101·3	12·0
1·22	·03	0·78	5·21	·68	·07	0·84	0·06	0·01	·00	·00	1·82	·07	2·23	0·32	·12	·58	163·2	106·9	13·1
1·35	·14	0·59	2·49	·20	·12	2·46	1·25	1·53	·5	·02	4·99	·59	1·63	1·74	·15	·54	176·0	97·0	11·0
1·72	·29	0·35	1·88	·16	·13	1·73	0·79	1·02	·32	·02	3·59	·35	1·09	1·54	·17	·38	135·4	78·8	12·1
0·83	·18	1·80	8·60	·53	·51	0·37	0·48	0·86	·22	·31	6·87	·61	0·35	0·59	·17	·09	177·3	107·1	12·1
3·94	·47	3·06	3·41	·94	·56	0·84	0·07	0·29	·01	·00	1·49	·05	9·30	·26	·01	1·13	518·9	163·0	6·3
1·73	·29	0·57	2·49	·22	·18	1·58	0·74	0·98	·30	·04	3·77	·36	1·35	1·42	·16	·39	153·6	84·4	11·0

AVERAGE CATCH IN CWTS. PER TRIP.

Area.	Cod.	Cod-ling.	Ling.	Tusk.	Saithe.	Hake.	Haddocks.					Whit-ings.	Tur-bot.	Hali-but.	Brill.
							Extra Large.	Large.	Medium.	Small.	Extra Small				
Northern Grounds	17·15	12·55	11·94	·49	11·14	8·14	2·12	43·88	18·65	32·36	1·74	18·87	·21	1·49	·01
East Coast Grounds	9·25	4·73	1·76	·01	1·35	0·10	0·06	4·22	3·15	13·97	4·99	3·18	·42	0·16	·04
Middle Grounds	18·49	5·55	6·25	·28	6·83	0·31	0·72	22·79	14·70	24·15	4·59	12·25	·31	1·13	·06
South-Eastern Grounds	15·79	6·52	3·91	·03	3·31	0·11	1·79	43·12	14·66	30·3	5·26	3·61	·61	1·14	·15
North Sea, Various	16·77	10·09	9·58	·40	8·61	6·57	1·27	28·67	13·36	26·74	3·09	14·88	·28	1·28	·04
Total, North Sea ..	14·	7·75	6·35	·24	5·91	3·21	0·92	21·92	10·77	22·6	3·78	10·5	·33	0·84	·04
West Coast	36·67	15·66	3·18	·01	7·29	0·82	3·84	44·37	11·34	12·56	0·44	2·47	·53	1·14	·03
Faroe and Iceland	337·03	54·92	10·99	·21	43·87	0·11	142·49	41·39	7·19	12·51	0·12	2·54	·01	5·08	·00
Total, in all areas ..	31·73	10·78	6·27	·21	7·87	2·83	8·01	25·	10·65	21·15	3·29	9·35	·33	1·08	·03

AVERAGE CATCH IN CWTS. PER TRIP.

Area.	No. of Trips.	Total Hours Fishing.	Cod.	Cod-ling.	Ling.	Tusk.	Saithe.	Hake.	Haddocks.					Whit-ings.	Tur-bot.	Hali-but.	Brill.
									Extra Large.	Large.	Medium.	Small.	Extra Small				
Northern Grounds	2,295	Recip-rocal. 4,357	17·57	11·15	13·95	·47	13·30	4·56	2·61	42·71	20·49	42·16	2·33	19·22	·19	1·76	—
East Coast Grounds ..	3,486	2,869	6·90	4·52	1·56	·01	·91	·07	·07	5·55	6·94	24·97	1·13	4·23	·45	·15	·03
Middle Grounds	973	1,028	18·00	3·85	6·24	·16	5·55	·21	·51	11·88	9·39	55·96	5·17	10·89	·23	·91	·02
South-Eastern Grounds ..	67	1,493	16·78	9·41	2·97	·02	6·13	·51	3·26	29·39	26·08	60·69	·20	3·63	·51	·91	·08
North Sea, Various	800	1,250	17·66	8·89	10·28	·35	8·61	2·86	1·52	26·61	14·72	43·82	2·73	14·61	·25	1·31	·02
Total North Sea ..	7,621	1,312	12·74	6·93	6·82	·20	6·09	1·74	1·07	19·97	12·32	36·39	2·17	10·68	·32	·86	·02
West Coast	1,006	9,940	26·15	10·82	6·82	·09	6·41	·90	7·10	59·95	20·55	21·13	·46	3·67	·37	1·18	·03
Faroe and Iceland	653	1,531	252·73	55·72	22·92	·31	60·17	·05	89·27	37·45	7·78	3·95	·02	4·65	·02	5·72	—
Total, in all areas ..	9,280	1,078	31·10	10·79	7·95	·20	9·93	1·53	7·93	25·54	12·90	32·47	1·83	9·50	·31	1·24	·02

PERCENTAGE OF TOTAL CATCH YIELDED

Area.	Trips.	Cod.	Cod-ling.	Total.	Ling.	Tusk.	Saithe.	Hake.	Haddocks.						Whit-ings.	Tur-bot.	Hali-but.	Brill.
									Extra Large.	Large.	Medium.	Small.	Extra Small.	Total.				
Northern Grounds	20·3	15·2	25·1	18·4	47·7	63·1	38·6	67·9	6·4	33·7	34·2	28·9	4·4	30·0	42·9	9·9	33·0	8·0
East Coast Grounds	39·2	15·6	16·3	15·8	12·5	1·2	6·9	2·3	1·4	9·7	11·8	23·	76·2	15·1	17·0	47·9	7·0	55·6
Middle Grounds	15·2	11·3	9·5	10·7	12·6	12·5	11·4	3·6	2·9	17·8	26·3	25·3	9·9	21·1	19·6	11·7	13·4	6·8
South-Eastern Grounds	2·5	2·0	2·1	2·0	1·3	0·1	1·1	0·2	0·6	5·3	4·8	2·7	0·5	3·9	1·4	4·1	1·9	5·6
North Sea, Various	10·8	8·0	11·0	9·0	17·0	18·7	14·6	23·0	2·3	11·8	13·4	13·0	7·9	11·9	15·3	9·3	12·4	12·8
Total, North Sea ..	88·	52·1	63·9	56·0	91·1	95·6	72·6	97·0	13·6	78·3	90·5	92·9	98·9	82·1	96·1	82·9	67·7	88·8
West Coast	8·1	12·7	8·8	11·4	4·3	0·7	7·0	2·9	7·8	14·5	9·0	6·9	1·1	10·1	3·4	16·9	10·3	11·2
Faroe and Iceland	3·9	35·2	27·3	32·6	4·7	3·7	20·4	0·1	78·6	7·2	·5	·2	0·0	7·8	0·5	0·2	22·0	0·0

PERCENTAGE OF TOTAL CATCH YIELDED

Northern Grounds	23·1	12·5	26·8	16·1	43·9	53·3	32·7	66·2	6·1	40·5	40·4	35·3	12·2	33·4	46·5	14·5	31·9	7·8
East Coast Grounds	35·6	10·4	15·6	11·7	10·0	1·1	6·1	1·2	0·3	6·0	10·5	23·5	54·	13·8	12·2	44·9	5·2	40·5
Middle Grounds	13·4	7·8	6·9	7·6	13·4	17·3	11·7	1·5	1·2	12·2	18·5	15·3	18·7	13·2	17·6	12·4	14·1	21·8
South-Eastern Grounds	1·4	0·7	0·9	0·8	0·9	0·2	0·6	0·1	0·3	2·5	2·0	2·0	2·3	2·0	0·6	2·6	1·5	6·5
North Sea, Various	12·1	6·4	11·3	7·6	18·5	22·8	13·2	28·1	1·9	13·9	15·2	15·3	11·4	13·0	19·3	10·1	14·4	14·2
Total, North Sea ..	85·6	37·8	61·5	43·8	86·7	94·7	64·3	97·0	9·8	75·0	86·6	91·5	98·5	75·4	96·2	84·5	67·1	90·8
West Coast	9·6	11·1	13·9	11·8	4·9	0·5	8·9	2·8	4·6	17·0	10·2	5·7	1·3	10·2	2·5	15·3	10·2	9·2
Faroe and Iceland	4·8	51·2	24·5	44·4	8·5	4·7	26·9	0·2	85·6	8·0	3·2	2·8	0·2	14·4	1·3	0·2	22·7	0·0

ABERDEEN TRAWLERS, 1906.

Lemons.		Plaice.			Dabs.	Whitches.		Megrims.		Eel.	Skate.	Gurnard.	Catfish.	Monk.	Squid.	Other Kinds.	Grand Total.	Gross Earnings.	Value per cwt. in Shillings.
Large.	Small.	Large.	Medium.	Small.		Large.	Small.	Large.	Small.										
																	Cwts.	£	
0·88	·19	0·73	2·00	·13	·06	1·33	0·63	1·73	·66	·01	6·59	·4	1·07	2·17	·29	·66	200·3	111·5	11·1
2·90	·66	0·09	1·08	·15	·19	0·24	0·03	0·19	01	·02	2·23	·17	1·12	1·22	·20	·17	58·0	35·1	12·1
1·47	·06	0·14	1·24	·03	·02	4·26	1·70	0·95	·19	·00	3·00	·12	2·15	2·00	·22	·69	136·7	88·1	12·9
1·18	·04	0·97	5·90	·52	·11	0·59	0·05	0·04	·0	·00	1·7	·02	5·93	0·55	·12	1·33	149·4	92·6	12·4
1·30	·17	0·62	2·09	·14	·07	1·97	0·99	1·66	·65	·02	6·12	·43	1·52	2·22	·23	·68	162·5	92·6	11·4
1·88	·36	0·36	1·58	·13	·11	1·41	0·62	0·93	·31	·01	4·07	·26	1·40	1·73	·23	·43	125·0	73·1	11·7
0·70	·17	1·59	6·84	·58	·31	0·25	0·24	0·41	·17	·17	5·96	·41	0·33	0·47	·17	·15	159·3	102·6	12·3
2·24	·22	1·44	4·29	·54	·33	0·61	0·02	0·22	·02	0	1·55	·01	6·89	0·40	·01	1·54	678·9	203·6	6·0
1·78	·33	0·53	2·21	·19	·14	1·27	0·55	0·84	·28	·03	4·13	·26	1·56	1·54	·21	·46	154·9	82·2	10·6

ABERDEEN TRAWLERS, 1907.

Lemons.		Plaice.			Dabs.	Whitches.		Megrims.		Eel	Skate.	Gurnard.	Catfish.	Monk.	Squid.	Other Kinds	Grand Total.	Gross Earnings.	Value per cwt. in Shillings.
Large.	Small.	Large.	Medium.	Small.		Large.	Small.	Large.	Small.										
																	Cwts.	£	
·93	·27	·56	1·81	·18	·08	1·00	·56	1·83	·54	·01	5·10	·26	1·62	2·25	·24	·43	210·17	103·04	9·8
2·53	·81	·07	·91	·12	·26	·27	·09	·21	·01	·02	2·35	·22	·92	1·23	·32	·11	67·23	37·97	11·2
·95	·08	·11	·77	·02	·03	4·65	2·35	1·25	·13	·09	3·23	·32	1·13	2·01	·30	·49	146·63	72·14	9·8
1·73	·08	1·46	8·75	·66	·02	·39	·08	·04	—	·01	1·78	·02	3·21	·71	—	·77	180·28	85·56	9·5
1·23	·26	·49	1·72	·27	·10	1·62	·81	1·70	·48	·03	5·46	·45	1·66	2·25	·21	·36	173·36	87·23	10·1
1·70	·49	·28	1·31	·15	·15	1·19	·59	·99	·24	·02	3·61	·25	1·26	1·74	·28	·28	132·85	67·51	10·2
·62	·17	1·08	4·14	·35	·16	·13	·11	·76	·18	·17	4·19	·52	·25	·82	·17	4·38	183·80	103·84	11·3
2·93	·25	·88	3·25	·38	·69	2·32	·10	·88	·03	—	2·37	·04	8·87	·45	—	5·41	569·61	183·23	6·4
1·67	·44	·41	1·76	·19	·19	1·16	·51	·95	·22	·03	3·59	·26	1·63	1,55	·25	1·09	169·19	79·56	9·4

BY THE DIFFERENT AREAS IN 1905.

Lemons.			Plaice.				Dabs.	Whitches.			Megrims.			Eel.	Skate.	Gurnard.	Catfish.	Monk.	Squid.	Other Kinds.	Grand Total.	Gross Earnings.
Large.	Small.	Total.	Large.	Medium.	Small.	Total.		Large.	Small.	Total.	Large.	Small.	Total.									
																					Cwts.	£
8·7	4·9	8·2	24·5	20·2	14·5	20·6	12·4	32·4	36·1	33·6	51·9	63·9	54·8	8·6	31·5	17·7	16·0	27·0	15·4	46·7	30·3	31·1
56·4	75·5	59·1	9·3	19·0	30·6	18·1	42·7	8·7	6·5	8·0	8·5	2·6	7·1	20·7	22·7	39·0	22·1	36·5	42·6	9·1	15·5	17·3
12·0	2·6	10·7	5·7	11·3	2·4	9·7	0·8	36·9	33·4	35·8	14·4	9·2	13·2	4·4	14·1	11·1	15·9	18·6	21·7	12·2	16·6	18·2
1·8	0·3	1·6	3·5	5·3	7·8	5·2	1·1	1·4	0·2	1·0	0·0	0·0	0·0	0·0	1·2	0·5	4·2	·6	1·8	3·8	2·7	3·2
8·4	5·2	7·9	11·0	10·8	9·4	10·7	7·5	16·7	18·3	17·2	16·9	18·	17·1	5·3	14·2	17·5	12·9	13·2	10·1	15·0	12·3	12·4
87·3	88·5	87·5	53·9	63·6	64·7	64·3	64·5	96·1	94·4	95·5	91·7	93·8	92·2	38·9	83·7	85·3	71·2	95·9	91·5	86·7	77·5	82·2
3·9	5·2	4·0	25·4	28·1	19·1	27·0	23·3	1·9	5·2	3·0	7·1	6·1	6·9	60·8	14·8	13·6	2·1	3·4	8·2	1·9	9·4	10·3
8·8	6·3	8·5	20·7	5·3	16·2	8·7	12·2	2·1	0·4	1·5	1·2	0·1	0·9	0·3	1·5	0·6	26·7	0·7	0·3	11·4	13·1	7·5

BY THE DIFFERENT AREAS IN 1906.

11·4	13·2	11·7	31·8	20·8	15·8	22·5	9·6	24·3	27·5	25·3	47·3	54·6	49·1	7·9	36·8	35·2	15·7	32·5	30·8	33·1	29·8	31·3
58·	69·9	59·8	5·8	17·4	27·3	16·0	49·	6·7	5·2	6·2	7·8	1·8	6·3	25·	19·2	23·4	25·4	28·1	33·7	5·5	13·3	15·2
11·1	2·5	9·8	3·5	7·6	2·3	6·5	1·9	45·3	41·3	44·1	15·1	9·2	13·7	1·3	9·8	6·0	18·4	17·4	13·8	20·1	11·9	14·4
0·9	0·2	0·8	2·6	3·8	3·8	3·6	1·2	0·7	0·1	0·5	0·1	0·0	0·1	0·0	0·6	0·1	5·4	0·5	0·8	4·1	1·4	1·6
8·8	6·3	8·4	14·2	11·4	8·7	11·7	5·7	18·8	21·5	19·6	23·8	28·3	24·9	6·7	17·9	19·7	11·8	17·4	13·2	17·9	12·7	13·6
90·2	92·	90·5	57·8	61·0	57·9	60·2	67·3	95·7	95·6	95·6	94·1	93·9	94·0	40·8	84·4	84·3	76·7	95·9	92·3	80·7	69·0	76·1
3·8	4·8	3·9	29·	29·7	28·8	29·5	21·4	1·9	4·2	2·6	4·7	5·8	5·0	59·2	13·8	15·0	2·0	2·9	7·6	3·2	9·9	12·0
6·0	3·2	5·6	13·2	9·3	13·3	10·3	11·3	2·4	0·2	1·8	1·2	0·3	1·0	0·0	1·8	0·7	21·2	1·2	·2	16·2	21·1	11·9

PERCENTAGE OF TOTAL CATCH YIELDED

Area.	No. of Trips.	Cod.	Cod-ling.	Ling.	Tusk.	Saithe	Hake.	Haddocks.					Whit-ings.	Tur-bot.	Hali-but.	Brill.
								Extra Large.	Large.	Medium.	Small	Extra Small.				
Northern Grounds	24·7	14·0	25·6	43·4	58·6	33·1	73·8	8·1	41·4	39·3	32·1	31·5	50·1	15·2	35·2	9·5
East Coast Grounds	37·6	8·3	15·7	7·4	1·7	3·4	1·8	·3	8·2	20·2	28·9	23·2	16·8	55·3	4·6	51·6
Middle Grounds	10·5	6·1	3·7	8·2	8·4	5·9	1·4	·7	4·9	7·6	18·1	29·6	12·0	7·9	7·7	10·3
South-Eastern Grounds	·7	·4	·6	·3	0·0	·4	·2	·3	·8	1·5	1·3	0·0	·3	1·2	·5	2·6
North Sea, Various	8·6	4·9	7·1	11·1	15·5	7·5	16·2	1·6	9·0	9·8	11·6	12·8	13·3	7·0	9·1	10·0
Total, North Sea	82·2	33·7	52·8	70·4	84·2	50·3	93·4	11·1	64·2	78·5	92·1	97·2	92·4	86·5	57·1	86·9
West Coast	10·8	9·1	10·9	9·3	4·8	7·0	6·4	9·7	25·4	17·3	7·1	2·7	4·2	13·1	10·3	13·1
Faroe and Iceland	7·0	57·2	36·4	20·3	10·9	42·6	·2	79·2	10·3	4·2	·9	0·0	3·4	·4	32·5	·1

BY THE DIFFERENT AREAS IN 1907.

Lemons.		Plaice.			Dabs.	Whitches.		Megrims.		Eel.	Skate.	Gurnard.	Catfish.	Monk.	Squid.	Other Kinds.	Grand Total	Gross Earnings.
Large.	Small.	Large.	Medium.	Small.		Large.	Small.	Large.	Small.									
																	Cwts.	£
13·8	15·2	34·2	25·5	23·9	9·7	21·4	27·2	47·4	62·5	9·3	35·1	24·3	23·9	36·0	23·5	9·7	30·7	32·0
56·8	69·4	6·0	19·4	25·0	50·2	8·8	6·5	8·3	2·1	26·6	24·6	32·2	20·6	29·7	48·0	3·7	15·1	17·9
6·0	1·9	2·9	4·6	1·0	1·6	42·1	48·6	13·8	6·3	2·7	9·4	5·8	7·0	13·6	12·6	4·7	9·1	9·5
·7	·1	2·6	3·6	2·6	·1	·2	·1	0·0	—	·3	·4	·1	1·4	·3	0·0	·5	·8	·8
6·3	5·2	10·4	8·4	12·6	4·4	12·1	13·8	15·4	19·1	6·7	13·1	14·9	8·5	12·5	8·3	2·8	8·8	9·5
83·6	91·8	56·1	61·4	65·0	66·0	84·6	93·2	84·9	90·0	45·5	82·7	77·4	61·3	92·2	92·4	21·4	64·5	69·7
4·0	4·1	28·7	25·5	20·6	8·9	1·2	2·4	8·6	9·1	54·1	12·7	21·5	1·6	5·7	7·6	43·6	11·8	14·2
12·3	4·0	15·3	13·0	14·4	25·1	14·1	1·4	6·5	·9	·3	4·7	1·2	37·1	2·1	0·0	35·0	23·7	16·1

Report of the North Sea Committee
(Scotland)

CHART

Shewing for the Month of April 1905.
the position of the Aberdeen Fishing Fleet
Trawlers ..... Liners .....
Prepared from Olsen's Chart of the North Sea (with additions)

Lon. 10° W. 8° 6° 4° W. 2° 0° 2° 4° 6° Lon. 8° E.
Lat. 62° Lat. 60° Lat. 58° Lat. 56°

O H A V VI VII VIII P I B IX X XI XII Q J C XIII XIV XV XVI R K D XVII XVIII XIX XX XXI S L E XXII XXIII XXIV XXV XXVI XXVII T M F XXVIII XXIX XXX XXXI XXXII XXXIII U N G XXXIV XXXV XXXVI XXXVII XXXVIII

Faroe Is
SYDERO
Tvoroyraag
FAROE BANK
Flugga
Balta Id.
Yell Sound
UNST
YELL
coarse sand
gravel
TANNERS HILL GROUND
BRASSEY SD.
MAINLAND
Lerwick
Grossay Sd.
FOULA
FOULA BANK
Fitful Head
Sumburgh Head S.S
FAIR BANK
FAIR I.
N. Ronaldsha
FAIR BANK
North Sound
Noup Hd.
WESTRA
North Shoal
Auskerry Id.
Stormy Bank
HOY
Copinsay
S. Ronaldsha
PENTLAND FIRTH
Pentland Skerries
Dunnet Hd.
Duncansby Hd.
Noss Hd.
sand
MORAY FIRTH GROUND
Smith Bk.
BOSIE'S BANK
sand & shells
MORAY FIRTH
Dornoch Firth
Tarbet Ness
Cromarty Firth
Bi Hickie
Mithcowie
Kinnaird Hd.
Rattray Pt.
HALIBUT BANK
Buchan Ness
Buchan Deep
fine sand
LONG FORTIES
ABERDEEN
Girdleness
sand & shells
Dog Hole
ABERDEEN BANK
ABERDEEN GROUND
Stonehaven
Montrose
MONTROSE BANK
Scalp
Arbroath
Buddon Ness
DUNDEE
St. Andrews Bay
Fife Ness
Nth. Carr
May I.
MAR BANK
BERWICK BANK
EDINBURGH
DUNBAR
St ABBS HEAD
Eyemouth
BERWICK
Holy I
Longstone
Coquet I
NORTH BANK
Mull of Kintyre
Skerryvore
Barra Hd.
Barra I.
Griminish Pt.
ST KILDA
Borera I.
Butt of Lewis
Flannan Is
Gallan Hd.
Stornoway
THE MINCH
HEBRIDES
Cape Wrath
NMN BANK
WHITEN BANK
SKERRY BANK
Stack Skerry
Sule Skerry
Rona or Ronaidh
Sula Sgeir
HALIBUT BANK
fine sand
fine grey VIKING BANK yellow sand
EAST BANK
BERGEN
Ground generally sought is 160 N.E. from Buchan Ness 62 and 65 fathoms are depths sought for
PATCH
BRESSA SHOAL
oaze
sand & clay
clay
WITCH GROUND
yellow sand
Red sand
LING BANK
REEF
mud
DOGGER
fine grey sand & shells
CLAY DEEP
LOWER SCRUFF
TAIL END
GREAT FISHER BANK
INNER SHOAL
OUTER SHOAL
WEST BANK
Jubilee Bank
HOLMEN GROUND
LITTLE FISHER BANK
brown sand
JUTLAND BANK
Lim Fiord
HANSTHOLM
Ringkobing
ESBJERG
HORN NORTH GROUND
HORN REEFS
HORN REEF SOUTH GROUND
SYLT OUTER GROUND
LISTER DEEP
UDSIRE
UDSIRE HOLE
BERGEN
ARENDAL
CHRISTIANSAND
LINDESNES or THE NAZE
DEVILS HOLE
GUT

Prepared & Printed at the O.S.O., Southampton

Report of the North Sea Committee
(Scotland)

CHART

Shewing for the Month of March 1905.
the position of the Aberdeen Fishing Fleet
Trawlers Liners

Prepared from Olsen's Chart of the North Sea (with additions)

Lon. 10° W. 8° 6° 4° W. 2° 0° 2° 4° 6° Lon. 8° E.

Lat. 62° 60° 58° Lat. 56°

O H A V VI VII VIII P I B IX X XI XII Q J C XIII XIV XV XVI R K D XVII XVIII XIX XX XXI S L E XXII XXIII XXIV XXV XXVI XXVII T M F XXVIII XXIX XXX XXXI XXXII XXXIII U N G XXXIV XXXV XXXVI XXXVII XXXVIII

Faroe Is
SYDERO
Tvangisvag
FAROE BANK
fine sand
sand & clay
ooze
coarse sand
gravel
Fugla
Yell Sound
YELL
Balta Is.
EAST BANK
VIKING BANK
fine grey sand
yellow sand
BERGEN
TANNERS HILL GROUND
MAINLAND
Lerwick
Bressay Sd
FOULA
FOULA BANK
Fitful Head
Sumburgh Head S.S
PAPA BANK
FAIR I.
FAIRBANK
BRESSA SHOAL
fine yellow sand
BERGEN
Ground generally sought in 160 N. E. from Buchan Ness 62 and 65 fathoms are depths sought for
PATCH
UDSIRE
UDSIRE HOLE
HALIBUT BANK
Rona or Rodaidh
Sula Sgeir
Stack Skerry
Sula Skerry
SKERRY BANK
Noup Hd.
WESTRA
North Shoal
North Sound
N. Ronaldsha
Auskerry Is.
Stormy Bank
HOY
Copinsha
S. Ronaldsha
Pentland Skerries
PENTLAND FIRTH
Dunnet Hd
Duncansby Hd
Noss Hd.
NUN BANK
WHITEN BANK
Cape Wrath
Butt of Lewis
Flannan Is
Gallan Hd.
THE MINCH
sand
sand & clay
WITCH GROUND
REEF
yellow sand
red sand
LING BANK
mud
fine sand
ARENDAL
CHRISTIANSAND
LINDESNES or THE NAZE
clay
Smith Bk.
BOSIE'S BANK
sand & shells
MORAY FIRTH
MORAY FIRTH GROUND
Dornoch Firth
Tarbet Ness
Cromarty Firth
Bi Hickie
Mitchcowie
Kinnaird Hd.
Rattray Pt.
Buchan Ness
Buchan Deep
HALIBUT BANK
fine sand
LONG FORTIES
ABERDEEN
Girdle Ness
Aberdeen Bank
Dee Hole
mud & sand
N.W. FLAT
OUTER SHOAL
WEST BANK
Jubilee Bank
HOLMEN GROUND
HANSTHOLM
GREAT FISHER BANK
INNER SHOAL
LITTLE FISHER BANK
brown sand
JUTLAND BANK
Liim Fiord
Stonehaven
ABERDEEN GROUND
DEVILS HOLE
GUT
Montrose
MONTROSE BANK
Scalp
Arbroath
Buddon Ness
DUNDEE
St. Andrews Bay
Fife Ness
Nth. Carr
May I.
MAR BANK
BERWICK BANK
fine sand
Skerryvore
Barra Hd.
Barra
Boreray
ST KILDA
Griminish Pt.
HEBRIDES
Mull of Kintyre
EDINBURGH
DUNBAR
St ABBS HEAD
Eyemouth
BERWICK
Holy I.
Longstone
Coquet I.
NORTH EAST
TAIL END
fine grey sand & shells
DOGGER
CLAY DEEP
LOWER SCHUFF
HORN NORTH GROUND
HORN REEFS
HORN REEF SOUTH GROUND
SYLE OUTER ROUGH
LISTER DEEP
ESBJERG
Ringkobing

Prepared & Printed at the O.S.O., Southampton

Report of the North Sea Committee
(Scotland)

CHART

Shewing for the Month of February 1905.
the position of the Aberdeen Fishing Fleet
Trawlers ..... Liners .....
Prepared from Olsen's Chart of the North Sea (with additions)

Lon. 10° W. 8° 6° 4° W. 2° 0° 2° 4° 6° Lon. 8° E.
Lat. 62° Lat. 62°
Lat. 56° Lat. 56°

O H A V VI VII VIII
P I B IX X XI XII
Q J C XIII XIV XV XVI
R K D XVII XVIII XIX XX XXI
S L E XXII XXIII XXIV XXV XXVI XXVII
T M F XXVIII XXIX XXX XXXI XXXII XXXIII
U N G XXXIV XXXV XXXVI XXXVII XXXVIII

Faroe Is
SYDERO
Tvaagisvaag
FAROE BANK
HALIBUT BANK
Rona or Rangitch
Sula Sgeir
Sula Skerry
Stack Skerry
SKERRY BANK
NUN BANK
WHITTEN BANK
Cape Wrath
Butt of Lewes
Flannan Is
Gallan Hd
Stornoway
THE MINCH
HEBRIDES
Boreray
ST KILDA
Griminish Pt
Barra
Barra Hd
Skerryvore
Mull of Kintyre
Dornoch Firth
Tarbet Ness
Cromarty Firth
Bi Hicks
Mitchcowie
Kinnaird Hd
Rattray Pt
Smith Bk
Noss Hd
Duncansby Hd
Dunnet Hd
PENTLAND FIRTH
Pentland Skerries
S. Ronaldsha
Stormy Bank
HOY
Copinsha
Cape Wrath
Butt of Lewes
Flugga
Balta Is
UNST
YELL
Yell Sound
ST MAGNUS BAY
Lerwick
Bressay Sd
MAINLAND
TANNERS HILL GRUND
FOULA
FOULA BANK
PAPA BANK
Fitful Head
Sumburgh Head S
FAIR I
FAIR BANK
N. Ronaldsha
North Sound
Noup Hd
WESTRA
North Shoal
Auskerry Hd
MAINLAND
Stack Skerry
Sula Skerry
HALIBUT BANK
Rona or Rangitch
SKERRY BANK
NUN BANK
WHITTEN BANK
Cape Wrath
Butt of Lewes
Flannan Is
Gallan Hd
Stornoway
THE MINCH
HEBRIDES
Boreray
ST KILDA
Griminish Pt
Barra
Barra Hd
Skerryvore
Mull of Kintyre
Dornoch Firth
Tarbet Ness
Cromarty Firth
Bi Hicks
Mitchcowie
Kinnaird Hd
Rattray Pt
Smith Bk
Noss Hd
Duncansby Hd
Dunnet Hd
PENTLAND FIRTH
Pentland Skerries
S. Ronaldsha
Stormy Bank
HOY
Copinsha
Flugga
Balta Is
UNST
YELL
Yell Sound
ST MAGNUS BAY
Lerwick
Bressay Sd
MAINLAND
TANNERS HILL GRUND
FOULA
FOULA BANK
PAPA BANK
Fitful Head
Sumburgh Head S
FAIR I
FAIR BANK
N. Ronaldsha
North Sound
Noup Hd
WESTRA
North Shoal
Auskerry Hd
MAINLAND
Stack Skerry
Sula Skerry
Rona or Rangitch
Sula Sgeir
HALIBUT BANK
fine sand
coarse sand
gravel
sand & clay
oaze
fine grey sand
fine yellow sand
yellow sand
red sand
sand & shells
mud
clay
brown sand
WITCH GROUND
MORAY FIRTH GROUND
BOBIE'S BANK
MORAY FIRTH
LONG FORTIES
ABERDEEN
ABERDEEN GROUND
MONTROSE BANK
MAR BANK
BERWICK BANK
DUNBAR
EDINBURGH
St ABBS HEAD
Eyemouth
BERWICK
Holy I
Longstone
Coquet I
NORTH BANK EAST
DUNDEE
Arbroath
Buddon Ness
St Andrews Bay
Fife Ness
Nth. Carr
May I.
Montrose
Scalp
Stonehaven
Gilldeen
Dog Hole
Buchan Deep
Buchan Ness
Slaughden
Inverbervie
Dornoch Firth
Tarbet Ness
Cromarty Firth
Bi Hicks
Mitchcowie
Kinnaird Hd
Rattray Pt
Smith Bk
Noss Hd
Duncansby Hd
Dunnet Hd
PENTLAND FIRTH
Pentland Skerries
S. Ronaldsha
Stormy Bank
HOY
Copinsha
Flugga
Balta Is
UNST
YELL
Yell Sound
ST MAGNUS BAY
Lerwick
Bressay Sd
MAINLAND
TANNERS HILL GRUND
FOULA
FOULA BANK
PAPA BANK
Fitful Head
Sumburgh Head S
FAIR I
FAIR BANK
N. Ronaldsha
North Sound
Noup Hd
WESTRA
North Shoal
Auskerry Hd
MAINLAND
Stack Skerry
Sula Skerry
Rona or Rangitch
Sula Sgeir
HALIBUT BANK
fine sand
coarse sand
gravel
sand & clay
oaze
fine grey sand
fine yellow sand
yellow sand
red sand
sand & shells
mud
clay
brown sand
WITCH GROUND
MORAY FIRTH GROUND
BOBIE'S BANK
MORAY FIRTH
LONG FORTIES
ABERDEEN
ABERDEEN GROUND
MONTROSE BANK
MAR BANK
BERWICK BANK
DUNBAR
EDINBURGH
St ABBS HEAD
Eyemouth
BERWICK
Holy I
Longstone
Coquet I
NORTH BANK EAST
DUNDEE
Arbroath
Buddon Ness
St Andrews Bay
Fife Ness
Nth. Carr
May I.
Montrose
Scalp
Stonehaven
Gilldeen
Dog Hole
Buchan Deep
Buchan Ness
Slaughden
Inverbervie
BERGEN
Ground generally sought is 160 N. E. from Buchan Ness 62 and 65 fathoms are depths sought for
BRESSA SHOAL
PATCH
REEF
LING BANK
N.W. FLAT
OUTER SHOAL
GREAT FISHER BANK
INNER SHOAL
WEST BANK
Jubilee Bank
LITTLE FISHER BANK
JUTLAND BANK
HOLMEN GROUND
HORN NORTH GROUND
HORN REEFS
HORN REEF SOUTH GROUND
TAIL END
DOGGER
CLAY DEEP
LOWER SCRUFF
OUTER DEEP
LINTER DEEP
VIKING BANK
DEVILS HOLE
GUT
UDSIRE
UDSIRE HOLE
BERGEN
Mosel Fd
ARENDAL
CHRISTIANSAND
LINDESNES or THE NAZE
HANSTHOLM
Liim Fjord
Ringkjobing
ESBJERG

Prepared & Printed at the O.S.O., Southampton

Report of the North Sea Committee (Scotland)

CHART

Shewing for the Month of January, 1905.
the position of the Aberdeen Fishing Fleet
Trawlers ⋰⋰⋰ Liners ⋰⋰⋰

Prepared from Olsen's Chart of the North Sea (with additions)

Lon. 10° W. 8° 6° 4° W. 2° 0° 2° 4° 6° Lon. 8° E.

Lat. 62° Lat. 60° Lat. 58° Lat. 56°

O H A V VI VII VIII
P I B IX X XI XII
Q J C XIII XIV XV XVI
R K D XVII XVIII XIX XX XXI
S L E XXII XXIII XXIV XXV XXVI XXVII
T M F XXVIII XXIX XXX XXXI XXXII XXXIII
U N G XXXIV XXXV XXXVI XXXVII XXXVIII

Faroe Is
SYDERO
Trangisvaag
FAROE BANK
50
100
200
300
396
640
120
80
90
78
80
fine sand
sand & clay
ooze
coarse sand
gravel
Yell Sound
Fugla
Balta Id.
YELL
MAINLAND
Lerwick
Bressay Sd
TANNERS HILL GROUND
FOULA
FOULA BANK
ENST BANK
VIKING BANK
yellow sand
fine grey sand
BERGEN
UDSIRE
UDSIRE HOLE
Fitful Head
Sumburgh Head
PAPA BANK
FAIR I.
BRESSA SHOAL
fine yellow sand
HALIBUT BANK
Sula Sgeig
Rona or Ronaldsa
Sula Skerry
Stack Skerry
SKERRY BANK
Stormy Bank
N. Ronaldsha
FAIR BANK
Noup Hd.
WESTRA
North Sound
North Shoal
Auskerry Id.
BERGEN
Ground generally sought in
160 N.E. from Buchan Ness
62 and 65 fathoms are depths
sought for
PATCH
NUN BANK
WHITEN BANK
HOY
S. Ronaldsha
Pentland Skerries
PENTLAND FIRTH
Cape Wrath
Dunnet Hd.
Duncansby Hd.
Ness Hd.
Butt of Lewis
Flannan Is
Gallan Hd.
THE MINCH
HEBRIDES
Boreray
ST KILDA
Griminish Pt.
Barra
Barra Hd.
Skerryvore
Mull of Kintyre
sand
sand & clay
sand & shells
MORAY FIRTH
MORAY FIRTH GROUND
Smoo Bk
BORIES BANK
Dornoch Firth
Tarbet Ness
Cromarty Firth
Bi Hackie
Nithcowie
Kinnaird Hd.
Rattray Pt.
Buchan Ness
Buchan Deep
ABERDEEN
Girdleness
Orr Hole
Stonehaven
Montrose
Arbroath
Buddon Ness
DUNDEE
St Andrews Bay
Fife Ness
Nth. Carr
May I.
MAR BANK
MONTROSE BANK
Scalp
ABERDEEN BANK
ABERDEEN GROUND
BERWICK BANK
EDINBURGH
DUNBAR
St ABBS HEAD
Eyemouth
BERWICK
Holy I
Longstone
Coquet I
NORTH EAST BANK
WITCH GROUND
fine sand
mud
LONG FORTIES
mud & sand
DEVILS HOLE
GUT
M.W. FLAT
OUTER SHOAL
GREAT FISHER BANK
INNER SHOAL
WEST BANK
Jubilee Bank
HOLMEN GROUND
LITTLE FISHER BANK
brown sand
JUTLAND BANK
HANSTHOLM
Lim Fjord
Ringkobing
ESBJERG
HORN REEFS
HORN NORTH GROUND
HORN REEF SOUTH GROUND
TAIL END
DOGGER
fine grey sand & shells
CLAY DEEP
LOWER SCRUFF
SYLE DEEP
LISTER DEEP
REEF
LING BANK
red sand
yellow sand
clay
mud
ARENDAL
CHRISTIANSAND
LINDESNES or THE NAZE

Prepared & Printed at the O.S.O., Southampton

Report of the North Sea Committee
(Scotland)

CHART

Shewing for the Month of May 1905.
the position of the Aberdeen Fishing Fleet
Trawlers ⋰⋰⋰ Liners ⋰⋰⋰

Prepared from Olsen's Chart of the North Sea (with additions)

BERGEN
Ground generally sought is 160 N.E. from Buchan Ness 62 and 65 fathoms are deplde sought for

Lon. 10° W. 8° 6° 4° W. 2° 0° 2° 4° 6° Lon. 8° E.
Lat. 62° Lat. 60° Lat. 58° Lat. 56°

Prepared & Printed at the O.S.O., Southampton

Report of the North Sea Committee
(Scotland)

CHART

Shewing for the Month of June 1905.

the position of the Aberdeen Fishing Fleet

Trawlers Liners

Prepared from Olsen's Chart of the North Sea (with additions)

Lon. 10° W. 8° 6° 4° W. 2° 0° 2° 4° 6° Lon. 8° E.

Lat. 62° 60° 58° 56°

O H A V VI VII VIII

P I B IX X XI XII

Q J C XIII XIV XV XVI

R K D XVII XVIII XIX XX XXI

S L E XXII XXIII XXIV XXV XXVI XXVII

T M F XXVIII XXIX XXX XXXI XXXII XXXIII

U N G XXXIV XXXV XXXVI XXXVII XXXVIII

Faroe Is

SYDERO

Tvangsvaag

FAROE BANK

fine sand

sand & clay

ooze

coarse sand

gravel

Yell Sound

Fetlar

Balta Id.

FLUGGA

ERNST BANK

fine grey sand

VIKING BANK

yellow sand

BERGEN

Korsfd

TANNERS HILL GRUND

St MAGNUS BAY

MAINLAND

FOULA

Lerwick

Bressay Sd

POULA BANK

Fitful Head

Sumburgh Head S.S

PAPA BANK

FAIR I.

N. Ronaldsha

FAIR BANK

North Sound

North Shoal

Noup Hd.

WESTRA

BRESSA SHOAL

fine yellow sand

BERGEN

Ground generally sought in 160 N.E. from Buchan Ness 62 and 65 fathoms are depths sought for

PATCH

UDSIRE

UDSIRE HOLE

HALIBUT BANK

Sula Sgeir

Rona or Ronaldsh

Stack Skerry

Sule Skerry

SKERRY BANK

Stormy Bank

HOY

Copinsay

S. Ronaldsh

Pentland Skerries

PENTLAND FIRTH

Dunnet Hd

Dunsanesby Hd

Noss Hd

NUN BANK

WINTRY BANK

Cape Wrath

Butt of Lewis

THE MINCH

Flannan Is

Gallan Hd

Northwards

Smith Bk

MORAY FIRTH GROUND

BOSIE'S BANK

sand & shells

MORAY FIRTH

WITCH GROUND

REEF

yellow sand

red sand

LING BANK

mud

fine sand

clay

ARENDAL

CHRISTIANSAND

Boreray

St KILDA

Griminish Pt

HEBRIDES

SKYE

Dornoch Firth

Tarbet Ness

Cromarty Firth

Bi Hickie

Mithcowie

Kinnaird Hd

Rattray Pt

Buchan Ness

Buchan Deep

BOSIE'S BANK

MALIBUT BANK

N.W. FLAT

sand & shells

fine sand

LONG FORTIES

ABERDEEN

Girdleness

Dog Hole

ABERDEEN BANK

ABERDEEN GROUND

mud & sand

OUTER SHOAL

GREAT FISHER BANK

INNER SHOAL

WEST BANK

Jubilee Bank

HOLMEN GROUND

HANSTHOLM

LINDESNES or THE NAZE

LITTLE FISHER BANK

brown sand

JUTLAND BANK

Lim Fjord

Barra

Barra Hd

Skerryvore

Stonehaven

Montrose

MONTROSE BANK

Arbroath

Buddon Ness

DUNDEE

St. Andrews Bay

Fife Ness

Nth. Carr

May I.

MAR BANK

BERWICK BANK

Ringkiobing

DEVILS HOLE

GUT

Mull of Kintyre

EDINBURGH

DUNBAR

Eyemouth

ST ABBS HEAD

BERWICK

Holy I

Longstone

Coquet I.

NORTH EAST BANK

DOGGER

fine grey sand & shells

TAIL END

HORN REEFS

HORN NORTH GROUND

HORN REEF SOUTH GROUND

ESBJERG

STEP OUTER ROUGH

LISTER DEEP

CLAY DEEP

LOWER SCRUFF

Prepared & Printed at the O.S.O., Southampton

Report of the North Sea Committee
(Scotland)

CHART

Shewing for the Month of July 1905.

the position of the Aberdeen Fishing Fleet

Trawlers Liners

Prepared from Olsen's Chart of the North Sea (with additions)

Lon. 10° W. 8° 6° 4° W. 2° 0° 2° 4° 6° Lon. 8° E.

Lat. 62° Lat. 60° Lat. 58° Lat. 56°

O H A V VI VII VIII

P I B IX X XI XII

Q J C XIII XIV XV XVI

R K D XVII XVIII XIX XX XXI

S L E XXII XXIII XXIV XXV XXVI XXVII

T M F XXVIII XXIX XXX XXXI XXXII XXXIII

U N G XXXIV XXXV XXXVI XXXVII XXXVIII

Faroe Is

SYDERO

Trangisvaag

FAROE BANK

fine sand

sand & clay

ooze

coarse sand

gravel

Yell Sound

Fluga

Balta Id.

YELL

MAINLAND

St MAGNUS BAY

TANNERS HILL GROUND

Lerwick

Grossay Sd.

FOULA

FOULA BANK

Fitful Head

Sumburgh Head S.S

VIKING BANK

EAST BANK

fine grey sand

yellow sand

BERGEN

Korsfd

PAPA BANK

FAIR

FAIR BANK

N. Ronaldsha

North Sound

Noup Hd. WESTRA

North Shoal

BRESSA SHOAL

fine yellow sand

BERGEN

Ground generally sought in 160 N. E. from Buchan Ness 62 and 65 fathoms are depths sought for

PATCH

UDSIRE

UDSIRE HOLE

HALIBUT BANK

Sula Sgeir

Rona or Roanaidh

Stack Skerry

Sule Skerry

SKERRY BANK

Stroma Banks

HOY

Copinsha

S. Ronaldsha

Pentland Skerries

PENTLAND FIRTH

Dunnet Hd.

Cape Wrath

Duncansby Hd.

Noss Hd.

SUN BANK

WHITEN BANK

Butt of Lewis

Flannan Is

Gallan Hd.

Skerryvore

THE MINCH

HEBRIDES

SKYE

Borersay

ST KILDA

Griminish Pt.

Barra

Barra Hd.

Mull of Kintyre

sand

MORAY FIRTH GROUND

Smith Bk.

BOGIE'S BANK

sand & shells

MORAY FIRTH

WITCH GROUND

mud

fine sand

yellow sand

Red sand

LING BANK

REEF

Darnoch Firth

Tarbet Ness

Cromarty Firth

Bi Hickie

Mitchcowie

Kinnaird Hd.

Rattray Pt.

BOGIES BANK

N.W. FLAT

Buchan Ness

Buchan Deep

Girdleness

ABERDEEN

LONG FORTIES

mud & sand

OUTER SHOAL

WEST BANK

Jubilee Bank

HOLMEN GROUND

HANSTHOLM

Dog Hole

Stonehaven

ABERDEEN GROUND

Montrose

MONTROSE BANK

Scalp

Arbroath

Buddon Ness

DUNDEE

St Andrews Bay

Fife Ness

Nth. Carr

May I.

MAR BANK

BERWICK BANK

GUT

DEVILS HOLE

GREAT FISHER BANK

INNER SHOAL

LITTLE FISHER BANK

brown sand

JUTLAND BANK

Lim Fjord

Ringkobing

EDINBURGH

DUNBAR

ST ABBS HEAD

Eyemouth

BERWICK

Holy I

Longstone

Coquet I.

NORTH EAST BANK

TAIL END

DOGGER

fine grey sand & shells

CLAY DEEP

LOWER SCRUFF

HORN NORTH GROUND

HORN REEFS

HORN REEF SOUTH GROUND

STILE OUTER BUOY

LISTER DEEP

ESBJERG

clay

REEF

ARENDAL

CHRISTIANSAND

LINDESNES or THE NAZE

Prepared & Printed at the O.S.O., Southampton

Report of the North Sea Committee
(Scotland)

CHART

Shewing for the Month of August 1905.

the position of the Aberdeen Fishing Fleet

Trawlers ⋰⋰⋰ **Liners** ⋰⋰⋰

Prepared from Olsen's Chart of the North Sea (with additions)



Prepared & Printed at the O.S.O., Southampton

Report of the North Sea Committee
(Scotland)

CHART

Shewing for the Month of September 1905

the position of the Aberdeen Fishing Fleet

Trawlers ⋰⋰⋰ Liners ⋰⋰⋰

Prepared from Olsen's Chart of the North Sea (with additions)

Lon. 10° W. 8° 6° 4° W. 2° 0° 2° 4° 6° Lon. 8° E.

Lat. 62° Lat. 60° Lat. 58° Lat. 56°

O H A V VI VII VIII

P I B IX X XI XII

Q J C XIII XIV XV XVI

R K D XVII XVIII XIX XX XXI

S L E XXII XXIII XXIV XXV XXVI XXVII

T M F XXVIII XXIX XXX XXXI XXXII XXXIII

U N G XXXIV XXXV XXXVI XXXVII XXXVIII

Faroe Is
SYDERO
Tvoroyri
FARGE BANK
50
100
200
300
396
640
800
sand & clay
ooze
fine sand
coarse sand
gravel
Fugla
Yell Sound
YELL
Balta Is
ENST BANK
ST MAGNUS BAY
TANNERS HILL GROUND
MAINLAND
Lerwick
Bressay Sd
FOULA
FOULA BANK
Fitful Head
Sumburgh Head
PAPA BANK
FAIR I
FAIR BANK
N. Ronaldsha
North Sound
North Shoal
Noup Hd
WESTRAY
Auskerry Id.
Stack Skerry
Sule Skerry
Sule Sgeir
Rona or Ronaldsh
HALIBUT BANK
120
Storms Bank
HOY
S. Ronaldsha
Copinsha
Pentland Skerries
Dunnet Hd.
PENTLAND FIRTH
Cape Wrath
NUN BANK
WHITEN BANK
SKERRY BANK
Butt of Lewis
Flannan Is
Gallan Hd
Stornoway
THE MINCH
Noss Hd.
sand
Duncansby Hd
Smith Bk.
MORAY FIRTH GROUND
BOSIE'S BANK
sand & shells
MORAY FIRTH
Dornoch Firth
Tarbet Ness
Cromarty Firth
Bi Hickie
Mithcowie
Kinnaird Hd.
Rattray Pt.
Buchan Ness
Buchan Deep
fine sand
BOSIE'S BANK
HALIBUT BANK
WITCH GROUND
sand & clay
mud
fine sand
yellow sand
red sand
LING BANK
REEF
N.W. FLAT
sand & shells
LONG FORTIES
ABERDEEN
Girdleness
sand & shells
Dog Hole
Stonehaven
Montrose
Arbroath
Buddon Ness
DUNDEE
St. Andrews Bay
Fife Ness
Nth. Carr
May I.
MONTROSE BANK
Scalp
sand & shells
MAR BANK
ABERDEEN
ABERDEEN GROUND
DEVILS HOLE
GUT
mud & sand
fine sand
OUTER SHOAL
GREAT FISHER BANK
INNER SHOAL
WEST BANK
Jubilee Bank
HOLMES GROUND
HANSTHOLM
LITTLE FISHER BANK
JUTLAND BANK
brown sand
sand
Limfjord
Ringkiobing
ESBJERG
BERWICK-BANK
fine sand
EDINBURGH
DUNBAR
ST ABBS HEAD
Eyemouth
BERWICK
Holy I
Longstone
Coquet I.
NORTH EAST BANK
DOGGER
fine grey sand & shells
fine sand
mud
TAIL END
CLAY DEEP
LOWER SCRUFF
HORN REEFS
HORN REEF SOUTH GROUND
HORN NORTH GROUND
SYLT OUTER GROUND
LISTER DEEP
clay
BERGEN
Ground generally sought is 160 N. E. from Buchan Ness 62 and 65 fathoms are depths sought for
PATCH
UDSIRE
UDSIRE HOLE
Mouth Fd
Lister Fd
ARENDAL
CHRISTIANSAND
LINDESNAES or THE NAZE
Mull of Kintyre
Skerryvore
Barra Hd
Barra
Griminish Pt
Boreray
ST KILDA
HEBRIDES
fine yellow sand
fine sand
fine grey sand
yellow sand
fine sand
brown sand
sand
clay
mud
sand & clay
ooze
sand & shells
fine sand
mud & sand
fine sand
sand & shells
fine sand
fine sand
fine sand

Report of the North Sea Committee
(Scotland)

CHART

Shewing for the Month of October 1905.

the position of the Aberdeen Fishing Fleet

Trawlers ⋰⋰⋰ Liners ⋰⋰⋰

Prepared from Olsen's Chart of the North Sea (with additions)

BERGEN
Ground generally sought is 160 N.E. from Buchan Ness 62 and 65 fathoms are depths sought for

Faroe Is
SYDERO
Tvaogisarnag
FAROE BANK
50
FAIR ISLE
Flugga
Balta Id.
YELL
MAINLAND
Lerwick
Grassay Sd.
TANNERS HILL GRUND
FOULA
Yell Sound
St Magnus Bay
UNST BANK
VIKING BANK
yellow sand
fine grey sand
fine yellow sand
coarse sand
gravel
fine sand
sand & clay
ooze
POULA BANK
Fitful Head
Sumburgh Head
PAPA BANK
FAIR ISLE BANK
BRESSA SHOAL
PATCH
REEF
HALIBUT BANK
Noup Hd.
WESTRA
North Sound
North Shoal
N. Ronaldsha
Rona or Ronaldsh
Sula Sgeir
Stack Skerry
Sula Skerry
Auskerry Id.
MAINLAND
Stromness
Stromness Bay
Stromness Deep
Stromness Shoal
Stromness Flat
Stromness Bank
Stromness Hill
Stromness Hill Bank
Stromness Hill Bank
Stromness Hill Bank

Report of the North Sea Committee
(Scotland)

CHART

Shewing for the Month of November 1905.
the position of the Aberdeen Fishing Fleet
Trawlers ..... Liners .....
Prepared from Olsen's Chart of the North Sea (with additions)

Lon. 10° W. 8° 6° 4° W. 2° 0° 2° 4° 6° Lon. 8° E.
Lat. 62° Lat. 60° Lat. 58° Lat. 56°

O H A V VI VII VIII P I B IX X XI XII Q J C XIII XIV XV XVI R K D XVII XVIII XIX XX XXI S L E XXII XXIII XXIV XXV XXVI XXVII T M F XXVIII XXIX XXX XXXI XXXII XXXIII U N G XXXIV XXXV XXXVI XXXVII XXXVIII

Faroe Is
SYDERO
Trangisvaag
FAROE BANK
Flugga
Bressay Sd
Yell Sound
Balta Id.
EAST BANK
VIKING BANK
yellow sand
fine grey sand
coarse sand
gravel
fine sand
sand & clay
ooze
TANNERS HILL GROUND
MAINLAND
YELL
UNST
FOULA
FOULA BANK
Fitful Head
Sumburgh Head S.S
PAPA BANK
FAIR I.
FAIR BANK
N. Ronaldsha
North Shoal
North Skerry
Noup Hd.
WESTRA
Auskerry Id.
Stromness
Stormy Bank
HOY
Copinsha
S. Ronaldsha
Pentland Skerries
Dunnet Hd
PENTLAND FIRTH
Duncansby Hd
Cape Wrath
Butt of Lewis
Flannan Is
Gallan Hd.
Mormores
THE MINCH
HEBRIDES
Boreray
ST KILDA
Griminish Pt
Barra Hd.
Skerryvore
Mull of Kintyre
HALIBUT BANK
Rona or Rohaidh
Sule Skerry
Sule Skeir
Stack Skerry
SKERRY BANK
NUN BANK
WHITEN BANK
Smith Bk.
Noss Hd.
MORAY FIRTH GROUND
BOSIES BANK
sand & shells
MORAY FIRTH
Dornoch Firth
Tarbet Ness
Cromarty Firth
Bi Hickie
Mitchcowie
Kinnaird Hd
Rattray Pt
Buchan Ness
Buchan Deep
HALIBUT BANK
BOSIES BANK
N.W. FLAT
WITCH GROUND
red sand
LING BANK
REEF
BERGEN
Ground generally sought is 160 N. E. from Buchan Ness 62 and 65 fathoms are depths sought for
PATCH
UDSIRE
UDSIRE HOLE
Korsfjord
ARENDAL
CHRISTIANSAND
LINDESNES or THE NAZE
ABERDEEN
LONG FORTIES
mud & sand
mud
clay
Girdle Ness
Scaur & shelling
Bay of Nigg
Dog Hole
Stonehaven
Montrose
MONTROSE BANK
Scalp
Arbroath
Buddon Ness
DUNDEE
St Andrews Bay
Fife Ness
Nth. Carr
May I.
MAR BANK
ABERDEEN BANK
ABERDEEN GROUND
BERWICK BANK
EDINBURGH
DUNBAR
Eyemouth
ST ABBS HEAD
BERWICK
Holy I
Longstone
Coquet I.
GUT.
DEVILS HOLE
OUTER SHOAL
GREAT FISHER BANK
INNER SHOAL
WEST BANK
Jubilee Bank
HOLMEN GROUND
HANSTHOLM
LITTLE FISHER BANK
brown sand
JUTLAND BANK
Lian Fjord
Ringkiobing
HORN NORTH GROUND
HORN REEFS
HORN REEF SOUTH GROUND
ESBJERG
STUK OUTER BOUGH
LISTER DEEP
DOGGER
TAIL END
CLAY DEEP
LOWER SCRUFF
BERGEN
SOUTH BANK
SOUTH EAST BANK

Prepared & Printed at the O.S.O., Southampton

Report of the North Sea Committee
(Scotland)

CHART

Shewing for the Month of December 1905
the position of the Aberdeen Fishing Fleet
Trawlers ⋰⋰⋰ **Liners** ⋰⋰⋰

Prepared from Olsen's Chart of the North Sea (with additions)

Lon. 10° W. 8' 6' 4° W. 2' 0° 2' 4' 6' Lon. 8° E.

Lat. 62° — Lat. 60° — Lat. 58° — Lat. 56°

O H A V VI VII VIII

P I B IX X XI XII

Q J C XIII XIV XV XVI

R K D XVII XVIII XIX XX XXI

S L E XXII XXIII XXIV XXV XXVI XXVII

T M F XXVIII XXIX XXX XXXI XXXII XXXIII

U N G XXXIV XXXV XXXVI XXXVII XXXVIII

Faroe Is
SYDERÖ
Trangisvaag
FAROE BANK
50
100
200
300
396
120
90
80
78
fine sand
sand & clay
ooze
100
200
300
course sand
gravel
640
75
TANNERS HILL GROUND
50
62
64
72
58
54
53
73
60
87
176
Flugga
Balta Id.
YELL
Yell Sound
East Burra Firth
MAINLAND
Lerwick
Bressay Sd
FOULA
FOULA BANK
Fitful Head
Sumburgh Head S.S.
EAST BANK
VIKING BANK
fine grey sand
yellow sand
BERGEN
Nord Fd
Sogne Fd
UDSIRE
UDSIRE HOLE
190
140
150
oaze
clay
ARENDAL
CHRISTIANSAND
PAPA BANK
FAIR I.
N. Ronaldsha
FAIR BANK
North Sound
North Shoal
Ness Hd
WESTRA
Auskerry Id.
Rona or Ronaldsha
Sula Skerry
Stack Skerry
Sula Sgeir
HALIBUT BANK
120
BRESSA SHOAL
BERGEN
Ground generally sought is
160 N. E. from Buchan Ness
62 and 65 fathoms are depths
sought for
PATCH
REEF
yellow sand
fine yellow sand
Stormy Bank
HOY
Copinsha
S. Ronaldsha
Pentland Skerries
Pentland Firth
Dunnet Bay
Dunnet Hd
Duncansby Hd
Noss Hd
Cape Wrath
Butt of Lewis
Flannan Is
Gallan Hd
Stornoway
THE MINCH
NUN BANK
WHITEN BANK
SKERRY BANK
sand
sand & clay
WITCH GROUND
MORAY FIRTH GROUND
BOSIE'S BANK
Smith Bk
MORAY FIRTH
sand & shells
fine sand
mud
red sand
LING BANK
Dornoch Firth
Tarbet Ness
Cromarty Firth
Br. Hicks
Mitchcowie
Kinnaird Hd
Rattray Pt
Buchan Ness
Buchan Deep
HALIBUT BANK
N.W. FLAT
LONG FORTIES
ABERDEEN
Girdleness
Dog Hole
Stonehaven
Montrose
Arbroath
Buddon Ness
DUNDEE
St. Andrews Bay
Fife Ness
Nth. Carr
May I.
Scalp
MONTROSE BANK
MAR BANK
ABERDEEN BANK
ABERDEEN GROUND
BERWICK BANK
DEVILS HOLE
GUT
OUTER SHOAL
GREAT FISHER BANK
INNER SHOAL
WEST BANK
Jubilee Bank
HOLMEN GROUND
HANSTHOLM
LITTLE FISHER BANK
JUTLAND BANK
brown sand
Lim Fjord
Ringkjobing
ESBJERG
HORN NORTH GROUND
HORN REEFS
HORN REEF SOUTH GROUND
SYLT OUTER ROUGH
LISTER DEEP
TAIL END
CLAY DEEP
LOWER SCHUFT
DOGGER
fine grey sand & shells
mud & sand
Boreray
ST KILDA
Griminish Pt
Barra Hd
Skerryvore
Mull of Kintyre
HEBRIDES
SKERRIES
EDINBURGH
DUNBAR
St ABBS HEAD
Eyemouth
BERWICK
Holy I
Longstone
Coquet I.
NORTH EAST BANK

Prepared & Printed at the O.S.O., Southampton

REPORT

ON THE

STATISTICS OF THE ABERDEEN TRAWL-FISHERY, 1901-1906,

WITH SPECIAL REFERENCE TO THE

COD, HADDOCK, AND OTHER "ROUND FISHES."

BY

D'ARCY WENTWORTH THOMPSON.

26890 2 H

CONTENTS.

	Page.
Introduction	219
The Cod	220
The Haddock	235
The Whiting	251
The Ling	255
The Saithe	260
The Torsk or Tusk	265
The Hake	269
The Catfish	272
The Monk or Angler	276

Charts showing seasonal distribution of Cod and Haddock.

REPORT

ON THE

STATISTICS OF THE ABERDEEN TRAWL-FISHERY, 1901-1906,

WITH SPECIAL REFERENCE TO THE

COD, HADDOCK, AND OTHER "ROUND FISHES."

BY

D'ARCY WENTWORTH THOMPSON.

The statistics set forth in the foregoing tables for the years 1904–6, and in the corresponding tables for 1901–3 printed in our former volume, require to be summarised and illustrated in various ways before we can make use of the information they contain. In our former Report (1902–3, p. 344) the methods of dealing with such statistics were in part discussed, and now that we have information in hand for six consecutive years, it is time to deal with the matter at greater length. Our tables tell us in the first place the amount of trawling done and the quantity of each sort of fish obtained, by a large fleet of vessels, month by month in various areas of the sea ; and in the next place, when these quantities are reduced to averages, we are told the average quantity in cwts. of each sort of fish caught in each area per hundred hours' trawling. These averages become instructive when we compare one with another, and we can do so in various ways. Firstly, *for any given time*, we may compare the average catch of a particular fish in one area with another, and so gain an insight into the *local distribution* or local differences in abundance of the fish over various parts of the sea : and we can do so for any particular month, season or year, or, in a more general way, by adding together the results of the months and years, we may arrive at an estimate of the general average distribution of any one fish over all parts of the sea. Secondly, for *any given place or area*, we may compare the average catch of a particular fish at one time or season with another, and so learn its *seasonal fluctuations*, its seasons of scarcity and of abundance : and continuing this investigation over several consecutive years, we learn how far this seasonal fluctuation is a regularly repeated thing, and how far it has been subject to variations, in time and quantity, from year to year.

Our statistics are by no means uniform. The Aberdeen trawlers resort in large numbers to some parts of the sea, in small numbers to others, and there are large areas of the North Sea in which they never fish : we must therefore look to the co-operation of our international colleagues to supplement the information that we ourselves obtain. Furthermore, while there are certain areas where our vessels fish at all seasons of the year, there are others, for instance towards the north and north-east, to which they only go at certain periods of the year, and yet again there are other areas where, though fishing goes on more or less at all seasons, yet owing to the small and varying number of vessels engaged, there are here and there many blanks in our statistics ; yet again there are areas, especially on the west and north-west coasts, to which the Aberdeen boats now resort in numbers, but where fishing was scanty or unknown five or six years ago when our statistical work began. It follows that there are certain areas concerning which we can speak with great confidence, inasmuch as we have consecutive information regarding them, month by month, for several consecutive years : others of which we have much useful knowledge, but marred here and there by gaps : and again there are other areas for which our statistics are but fragmentary and must be used with great circumspection.

It is important to consider, especially in cases where our information is imperfect and fragmentary, how far we shall be justified in throwing together into a single average the results of several separate years : for to do this is apparently, if not obviously, convenient in order to get (for instance) a single general view of the seasonal fluctuations. To

answer the question fully we should have to enter somewhat deeply into the theory of statistics, but it must suffice to point out now that the method has its dangers as well as its advantages. If the results of the several years are in fair agreement one with another, a combination of them all will display more clearly the common underlying truth ; but, on the other hand, if there be essential differences between one year and another, then the composite result may be such as never actually occurs. Suppose, for instance, that a large migration of fish takes place into a certain area once a year, but that in one year this migration happens to take place a few months earlier than in another : then if we combine, without further question, the results for these two years, we shall apparently have evidence (which is of course incorrect) of a double migration at two separate seasons of the year. Many other and similar instances might easily be furnished of the fallacies into which too hasty combination or 'slumping' of our results may easily lead us. The lesson to be learned is two-fold : firstly, that we must not draw deductions from composite averages without scrutinising them in the light of the individual numbers on which they are based, this scrutiny being all the more obligatory the fewer the individual numbers are ; secondly, that we must distinguish with as much care as possible between the values of our several results, some of which are, as it were, "nails in a sure place," while others are of the nature of surmises, resting on insufficient proof. It follows from all this that a full and complete discussion of our statistics, even in the case of a single fish, would be a very lengthy matter. In this paper only the main results are brought together, as briefly as possible, and a certain number of curves are shown in illustration of some of the most important or best ascertained facts.

Our information is most copious and least interrupted in respect to the areas off the east coast of Scotland (XXIII, XXIX), around the Pentland Firth (XVII) and eastward thereof (XVIII, XIX), and around Shetland (X) : it is somewhat less abundant from the north-west of Scotland (C, D), from Orkney eastward across the North Sea (XIII, XIV, XV, XVI), eastward from Aberdeen over the Witch Ground (XXIV, XXV) and also from the Faroe and Iceland fishing-grounds. From other areas, to the north, east and south of those just mentioned, we have in some cases a good deal of information regarding particular facts or particular periods, but not enough to give us a clear and convincing picture of the whole course of the fishery.

The Cod. (*Gadus morrhua.*)

In our statistics a distinction is made between Cod and Codling, as is done in the market itself, where the latter are sold by the cwt. in boxes while the former are exposed for sale singly or in small lots. The two classes overlap to some extent, but those fish are usually classed as Cod which measure over 25 inches long (65 cm.), or thereby.

The Cod landed at Aberdeen are about 35 inches in length (89 cm.), as a mean size.* About one-tenth are below 29 inches (73 cm.), and one-tenth are over 5 feet long (102 cm.). One half of the whole lie between 32 and 38 inches (80 and 97 cm.). The largest Cod reported are from most districts about 4 feet long, but this size is greatly exceeded by some from the West Coast areas, especially about St Kilda, from which the largest of all measured 5 feet 5 inches (166 cm.) ; very large fish come also at times from Iceland.

The fish grouped as Codling are very variable in size, and smaller fish are landed from the near grounds off the East Coast of Scotland than from elsewhere. The mean size of the East Coast fish is just about a foot long (31 cm.), while the mean size from other North Sea grounds is rather over 16 inches (42 cm.). One-half of the East Coast fish lie between 11 and 15 inches, and one-half of the other North Sea fish between 14 and 20 inches. One-tenth of the East Coast fish are below $10\frac{1}{4}$ inches (26 cm.), and one-tenth above $18\frac{1}{2}$ inches (47 cm.) ; while one-tenth of the other North Sea fish are below 12 inches (31 cm.), and one-tenth above 25 inches (64 cm.), Roughly speaking, nearly all the fish over 2 feet long (60 cm.) are classed as Cod, and nearly all below as Codling.

The sizes and probable ages of the Cod and Codling at different seasons and on the various fishing-grounds will be discussed, with other fishes, in another Report : but we shall meanwhile see that the seasonal fluctuations of the large and small fish exhibit notable differences.

---

* The average here given is what statisticians call the *Median*, and implies that an equal number of fish are above and below this measurement.

At the outset it is worth while to try to obtain an estimate of the average catch of fish over all our areas and taking all seasons together ; and the result is shown for Cod and Codling in the accompanying charts (Figs. 1 and 3). It must be borne in mind, as has been already said, that for some of the areas we have all too little information, but nevertheless the results for most areas rest on a sound basis, and the whole is worth something as a first approximation.

The average catch of Cod by Aberdeen trawlers in all parts of the North Sea where they habitually work (say north of 55°N.) during the years 1901–6 was somewhere about 24 cwt. per 100 hours' fishing. This quantity is greatly exceeded off the north and north-west of Scotland, where in the neighbourhood of the Orkneys the average catch was about 50 cwts., westward of the Orkneys in the neighbourhood of Rona, Sule Skerry and Cape Wrath from 75 to 80 cwts., and further west about the Lewes over 100 cwts. These quantities are again greatly exceeded at Faroe (165 cwts.) and Iceland (688 cwts.). Over the North Sea itself the average quantities vary comparatively little, but they are high at Shetland (38 cwts.), off the mouth of the Skagerrack (31 cwts.). They would seem to be least off the East Coast of Scotland, off the coast of Denmark, and also (though here information is defective) to the north-east, towards the deep water of the Norwegian Channel.

The mean catch of Codling by Aberdeen trawlers would appear to be about 14 cwts. per 100 hours' fishing in the North Sea, and about twice as great or more off the north-west coast of Scotland. The numbers at Iceland and at Faroe are again much greater than for any of our home waters, and at Faroe we reach the high average of 164 cwts. The numbers at Iceland are much less than at Faroe, viz. 44 cwts., but this is probably in part, if not wholly, to be accounted for by the fact that the trawlers making the more distant voyages do so in quest of the larger fish, and neglect or throw overboard great quantities of small.

The numbers in the neighbourhood of the Fisher Bank would seem to be less than on most other parts of the North Sea, but on the whole the differences in different parts of the sea are neither great nor regular enough to carry much weight.

What is here spoken of as the mean catch for the North Sea areas is not the total catch divided by the total number of hours' fishing, for what would give an undue predominance to those areas in which the fishing is chiefly carried on. It is the mean of the several averages arrived at for the different areas, that is to say of the number shown

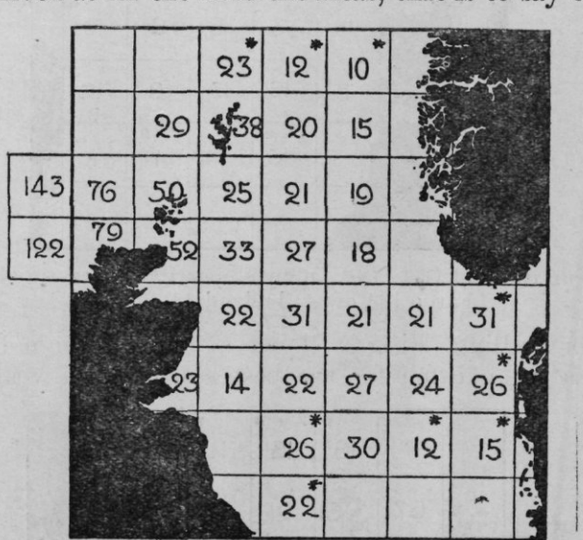

FIG. 1.—Chart showing mean catch of COD in cwts., per 100 hours' trawling, in various areas : 1901–6, [Faroe 166 cwts., Iceland 688 cwts.] From areas marked with an * our information is very defective and relates to less than six months of the year.

in Fig. 1. It is an attempt to represent approximately what may be called the *mean density* over our part of the North Sea.

In Fig. 2 are shown the average catches of Cod in what is on the average the *best month* of the year, that month, however, being by no means the same for all parts of the map. The numbers are, of course, all higher than in Fig. 1, but their distribution is not very different. The contrast is still more marked than in the former diagram between the North Sea grounds and those of the north-west coast, as well as between these and Faroe and Iceland, at the last of which we have catches of nearly 1,800 cwts. per 100 hours' fishing. The average catch on the North Sea grounds at what is in each case the best season of the year is probably somewhat over 40 cwts. per 100 hours' trawling, so

that the catch at Iceland in the season exceeds that number forty-fold. Among the facts to be learned from the inspection of Fig. 2 is the presence of Cod in unusual abundance

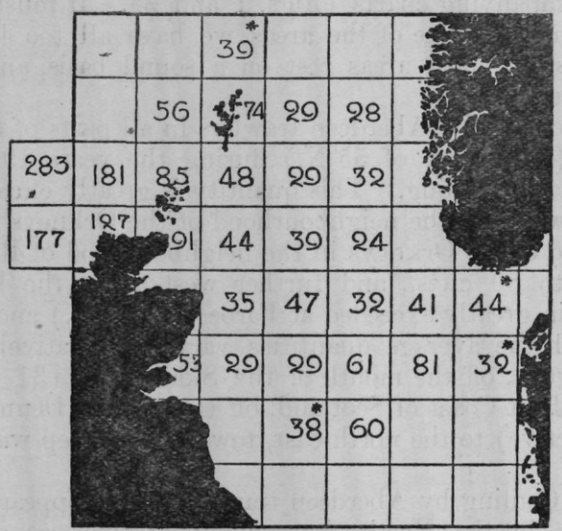

FIG. 2.—Mean catch of COD, in cwts., per 100 hours' trawling, 1901–6, during what is on the average the best month of the year for each area, [Faroe 644 cwts., Iceland 1792 cwts.].

at certain seasons in the southern part of the North Sea, in the neighbourhood of the Dogger and southern parts of the Fisher Bank.



FIG. 3.—Mean catch of CODLING, in cwts., per 100 hours' trawling, 1901-6, [Faroe 164 cwts., Iceland 44 cwts.].

A similar chart for Codling (Fig. 4) shows a distribution not dissimilar to that of Fig. 2, and indicates a mean catch for the best season of the year of about 30 cwts. for



FIG. 4.—Mean catch of CODLING, in cwts., per 100 hours' trawling, during what is on the average the best month for each area, 1901–6, [Faroe 213 cwts., Iceland 44 cwts.].

the North Sea, 60 cwts. for the North-west coast, or in each case about doubie of the mean monthly catch. It will be seen that in the Shetland areas the numbers are high, and more comparable to those of the areas to the westward than to the North Sea areas. In the North Sea we have a high figure for area XXVIII, immediately off the Firths of Forth and Tay : but while it is undoubted that large shoals of Codling resort at times to these inshore waters, our statistics from this area are too scanty to form a trustworthy basis of comparison.

Let us now proceed to inspect the average catches of Cod and Codling month by month in each separate area, commencing with those areas for which we have the best and most ample information. We can best examine and compare our statistical data by drawing them in the form of curves, as has been already explained in the introduction to our statistics published in our former volume. The curves are easily drawn from the figures given in the tables, and we must be content to illustrate them in limited number.*

Fig. 5 shows the successive monthly averages of Cod (as usual, in cwts. per 100 hours' fishing) for area XXIX, off the east coast of Scotland, south of Aberdeen and

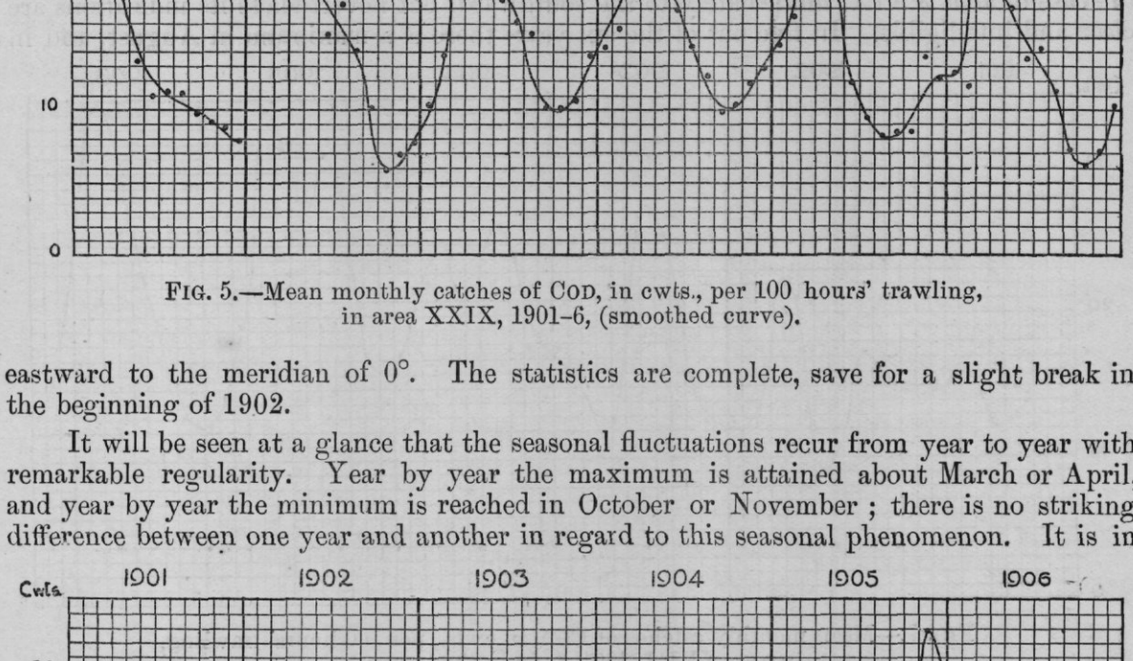

FIG. 5.—Mean monthly catches of COD, in cwts., per 100 hours' trawling, in area XXIX, 1901–6, (smoothed curve).

eastward to the meridian of 0°. The statistics are complete, save for a slight break in the beginning of 1902.

It will be seen at a glance that the seasonal fluctuations recur from year to year with remarkable regularity. Year by year the maximum is attained about March or April, and year by year the minimum is reached in October or November ; there is no striking difference between one year and another in regard to this seasonal phenomenon. It is in

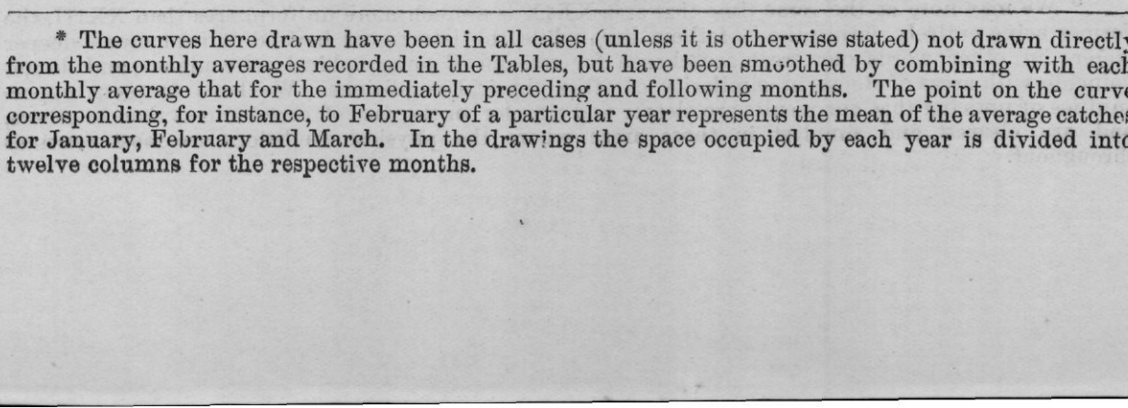

FIG. 6.—Mean monthly catches of CODLING, in cwts., per 100 hours' trawling, in area XXIX, 1901–6, (smoothed curve).

* The curves here drawn have been in all cases (unless it is otherwise stated) not drawn directly from the monthly averages recorded in the Tables, but have been smoothed by combining with each monthly average that for the immediately preceding and following months. The point on the curve corresponding, for instance, to February of a particular year represents the mean of the average catches for January, February and March. In the drawings the space occupied by each year is divided into twelve columns for the respective months.

the next place evident that there has been no such thing as a decrease of Cod upon this area from year to year. The highest maximum, it is true, is apparently that of 1902, but so is the lowest minimum : and for the last three years the curve is remarkably uniform, with apparently a very slight rise of maximum and latterly a fall of minimum from year to year.

The next figure (Fig. 6) shows a similar curve for Codling on the same area. It is not quite so regular as the curve for Cod ; but nevertheless it shows on the whole the steady recurrence of an annual wave, with a winter maximum in (or within a month of) December, and a spring or summer minimum that comes within a month or two of May. A slight peculiarity is to be noticed in 1903, in which year the Codling were less scarce than usual at the season of the usual minimum, and more plentiful than usual in August, when the curve rises into a small secondary maximum. There is again no sign of a falling off from year to year, but in this case rather an indication of a slow increase in the supply.

A study of this curve reminds us that in speaking of increase or decrease of fish from year to year we are apt to confuse two different things. A comparatively small body of fish remaining a long time on the ground may be more profitable to the fishermen than a larger body making a briefer stay ; the former condition may swell the local catch for the season, and yet the latter may possibly be associated with a greater abundance of the species as a whole. The case is only one instance among many of the difficulties that confront us in attempting to answer the ill-defined question of whether our fish-supply is being depleted or not.

In area XXIII the continuous curve for Cod (Fig. 7) is not quite so regular * as in the case of area XXIX, immediately to the southward, but nevertheless its indications are clear and intelligible. In five out of the six years there is a maximum in August, and in

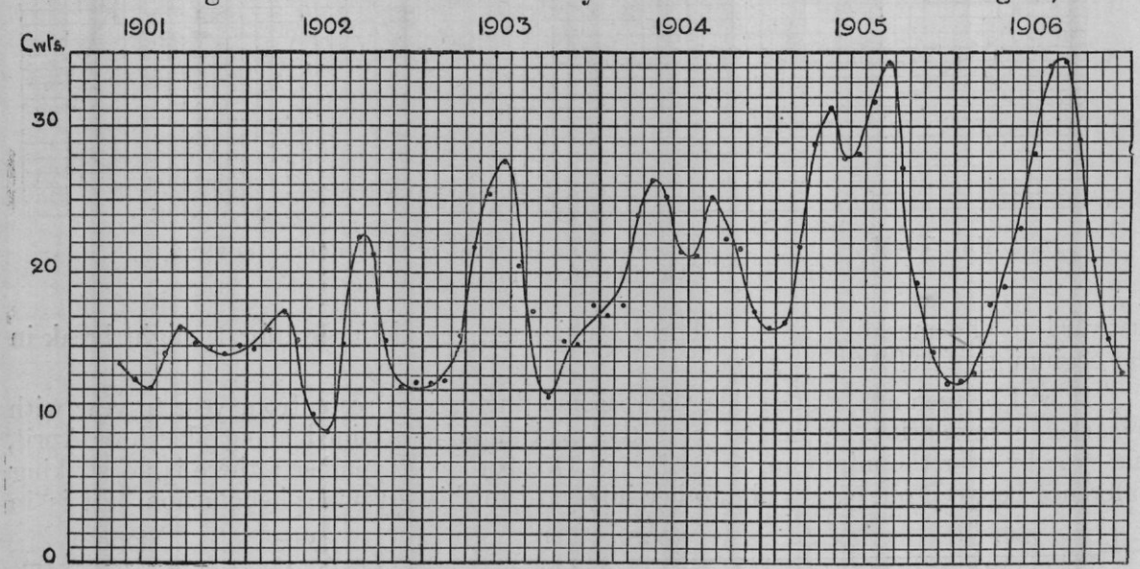

FIG. 7.—Mean monthly catches of COD, in cwts., per 100 hours' trawling, in area XXIII, 1901–6, (smoothed curve).

each year a minimum appears either in midwinter or late autumn : in 1903 the maximum is earlier than usual, in June. In three or perhaps four years out of the six, there is another and earlier maximum in March or April, coinciding with the maximum which regularly occurs at that season in area XXIX.

In the Reports published in our former volume on the Granton and Montrose trawling statistics (which refer to fishing carried on for the most part in areas XXIII and XXIX) it is shown that in both cases Cod showed a double annual maximum, firstly in March or April, and secondly in July ; the spring maximum, which was much the higher of the two in the case of the Granton trawlers, is that which we have now found to be characteristic of area XXIX ; the summer maximum which was the higher at Montrose, is that which we find to be on the whole characteristic of the more northern area XXIII.

* We may note at the same time that area XXIX is a much more uniform area than XXIII, the former being entirely within the 50 fathom line, while the latter goes beyond it into much deeper water ; in other words our areas are chosen for reasons of topographical convenience, and do not coincide with areas of depth or similarity of other physical conditions. We have frequent opportunities of noticing that our results are clearer and simpler in the case of certain areas than in others, and are clearest and simplest in those areas where the physical conditions are most constant throughout.

The curve for Codling in area XXIII (Fig. 8) is somewhat irregular for the year 1904, but otherwise shows a very regular wave, which comes to a maximum towards the

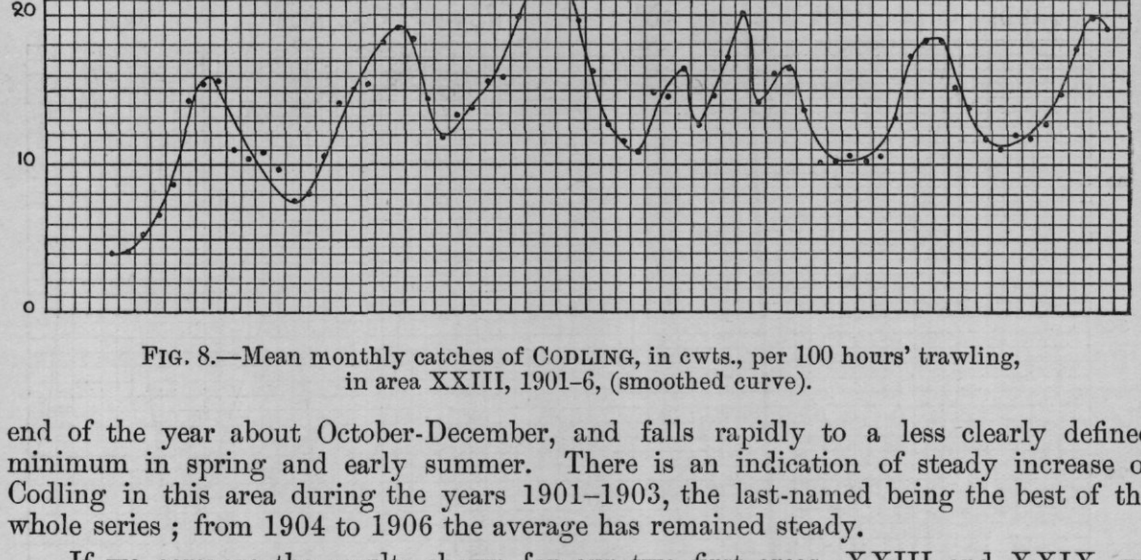

FIG. 8.—Mean monthly catches of CODLING, in cwts., per 100 hours' trawling, in area XXIII, 1901–6, (smoothed curve).

end of the year about October-December, and falls rapidly to a less clearly defined minimum in spring and early summer. There is an indication of steady increase of Codling in this area during the years 1901–1903, the last-named being the best of the whole series ; from 1904 to 1906 the average has remained steady.

If we compare the results shown for our two first areas, XXIII and XXIX, we see that in both of them Cod and Codling differ from one another in their season of abundance : that in both of them Cod come on the whole to a maximum in spring and summer, and in both of them Codling are most plentiful in winter. A closer comparison will show that in respect of Codling there is little or no difference in period of maximum shown for the two areas, but that in the case of Cod the maximum is earlier in the year by two or three months in area XXIX than in area XXIII. Another difference is also apparent : the curve for area XXIX is very smooth and regular, while in area XXIII we have for four out of the six years more or less clear indications of a double cusp, or double maximum. This is probably an indication of a real tendency to a double maximum, of which the explanation probably is that area XXIII shares in an early spring migration, characteristic of the east coast of Scotland, and also in a summer one which we shall find to be characteristic of Shetland and other northern regions. To this question we shall afterwards return.

Figure 9 is a curve of a different kind, showing the percentage (by weight) of "Cod" in the total catch of Cod and Codling for area XXIX. It will be observed that this

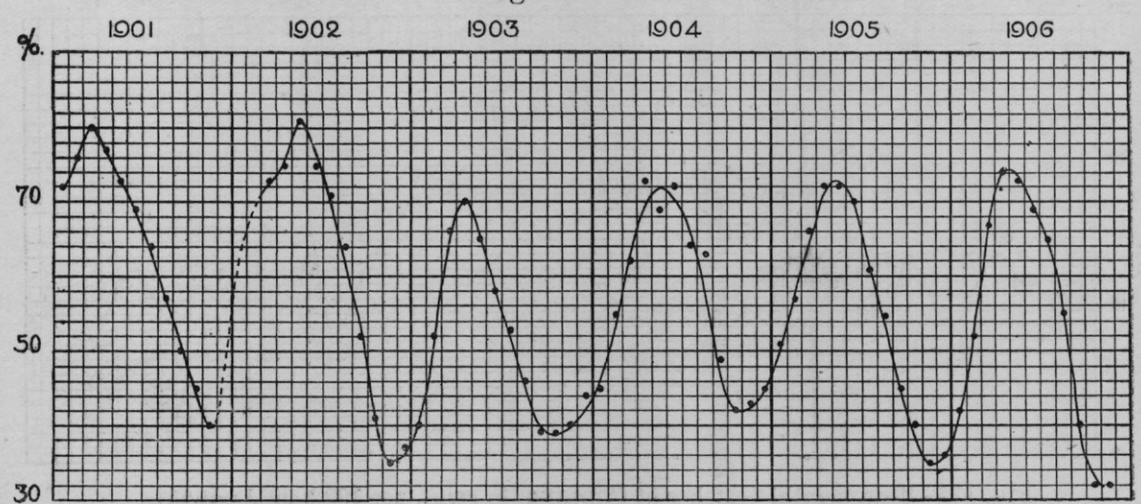

FIG. 9.—Monthly percentages of COD in total catch of COD and CODLING, in area XXIX, 1901-6.

curve is a very smooth and regular one, the proportion of Cod being regularly at its highest about the month of April, and its lowest in or near the month of November. This result tallies precisely with that set forth in the preceding Figure, which showed that an immigration of Cod to this area took place in spring, and of Codling in winter. The mean proportion of Cod to the total catch of Cod and Codling in this area is

about 55 per cent. by weight. It will also be noticed that the relative proportions are very constant indeed during the six years, the proportion of Cod being just a little higher at the season of maximum in 1901 and 1902.

To the north-east of area XXIII, comes area XIX, over the Witch Ground, and here we have in the case of Cod a clear and regular curve (Fig. 10). There is unmistakably

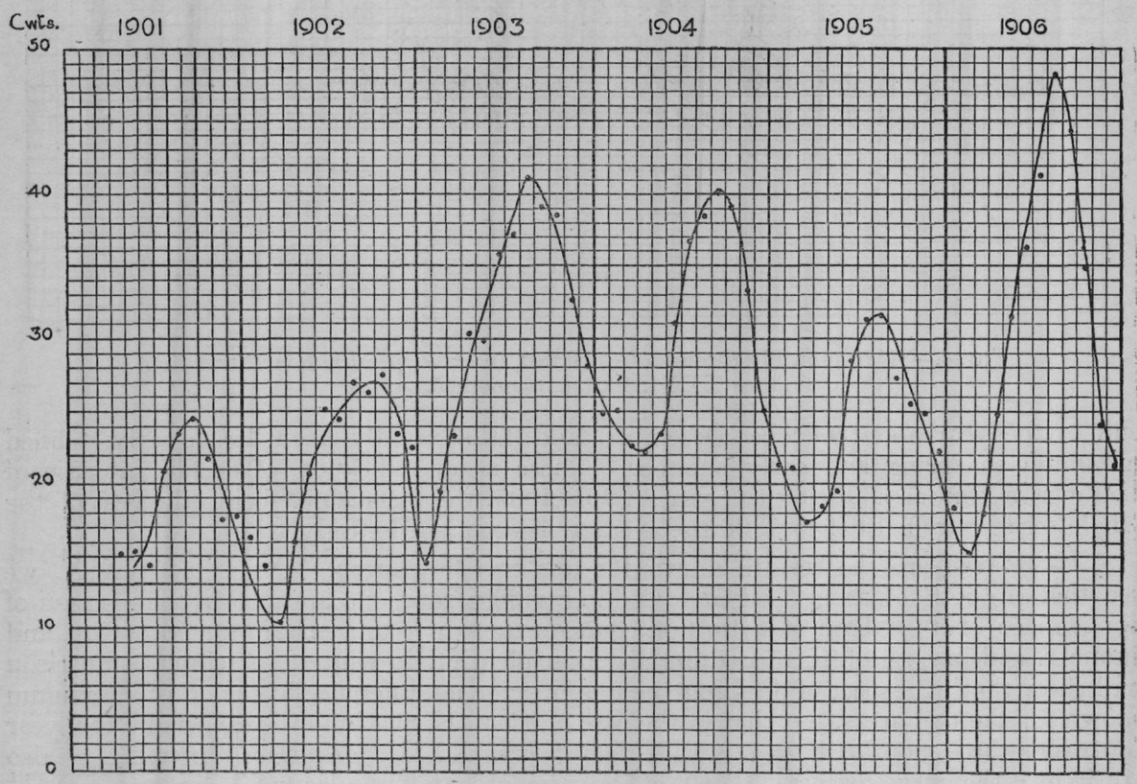

FIG. 10.—Mean monthly catches of COD, in cwts.. per 100 hours' trawling, in area XIX, 1901–6, (smoothed curve).

a single annual maximum, occurring about August or September, and an annual minimum in early spring. The number of Cod increased from 1901 to 1903, fell off in 1905, and increased again in 1906. On the same ground Codling gives a less satisfactory curve (Fig. 11), but there is a pretty regular indication of a summer maximum at varying

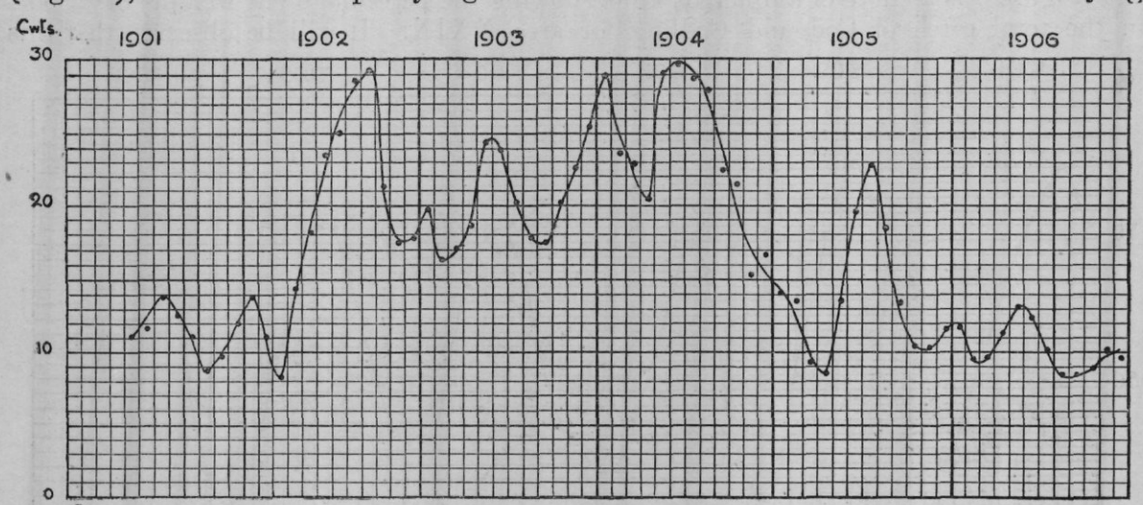

FIG. 11.—Mean monthly catches of CODLING, in cwts., per 100 hours' trawling, in area XIX, 1901–6, (smoothed curve).

dates between May and August or September; and there is also an indication of a less important increase (large in 1904) about the month of January. On these areas the statistics show an abundance of Codling from 1902 to 1904, and a great diminution in 1906. During the years of abundance the average catch was nearly twice as great as on the areas already discussed.

For the Shetland area (X) we have very little information for the years 1901 to 1903, but from 1904 to 1906 we have evidence of a high maximum for Cod recurring about June (Fig. 12). In 1906 there was a secondary maximum in January. The

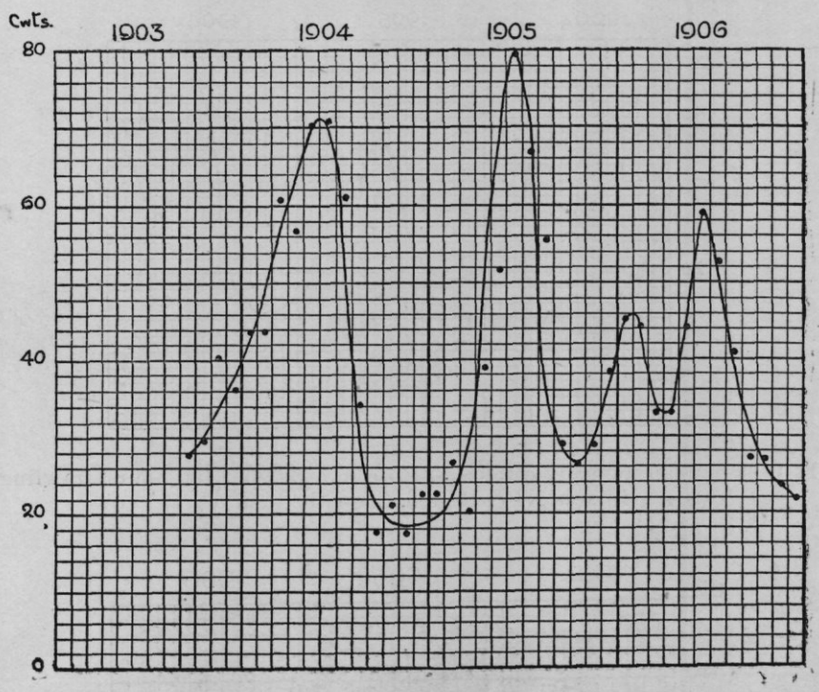

FIG. 12.—Mean monthly catches of COD, in cwts., per 100 hours' trawling, in area X, 1903–6, (smoothed curve).

curve for Codling (Fig. 13) is in this area very similar to that for Cod, the maximum being also in summer-time, about a month later than for the large fish. South-east of Shetland,

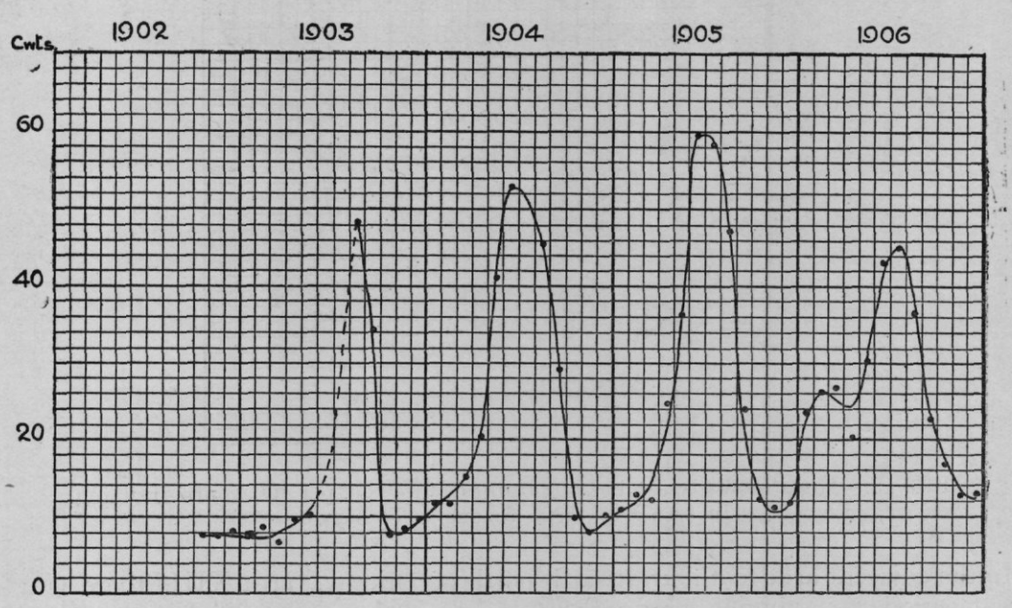

FIG. 13.—Mean monthly catches of CODLING, in cwts., per 100 hours' trawling, in area X, 1902–6, (smoothed curve).

over Bressay Shoal in area XV, we have again a regular curve, though it is marred by several blanks in our information. There is clear evidence of an annual maximum in summer, from July to August or September, with a minimum about March. The time of maximum is a little later than in the Shetland areas. Codling here also reach their maximum about the same time.

Eastward of Shetland, in area XI, we have evidence (in spite of some breaks in the series) of an annual maximum in Cod about August, and fairly good evidence also of a maximum of Codling about January.

In the Fair Isle region, area XIV, we have again a well-marked maximum of Cod about July (Fig. 14). Codling show here a similar maximum about July or August, and also a fairly well-marked secondary maximum about January (Fig. 15).

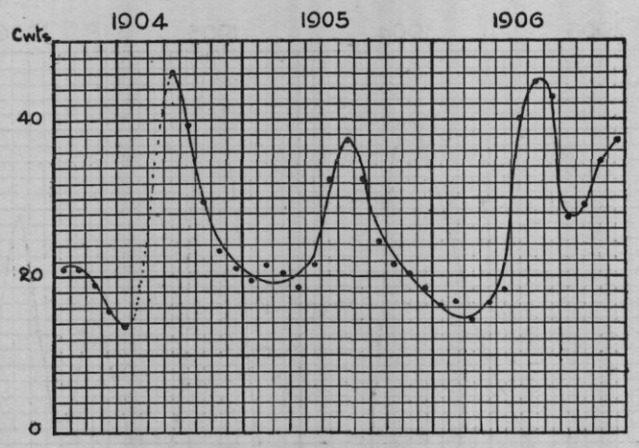

FIG. 14.—Mean monthly catches of COD, in cwts., per 100 hours' trawling, in area XIV, 1904–6, (smoothed curve).

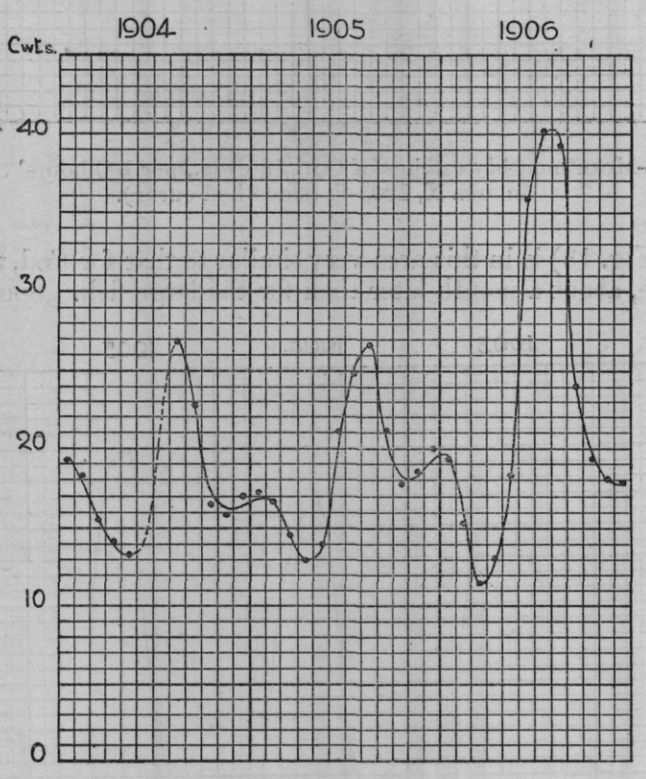

FIG. 15.—Mean monthly catches of CODLING, in cwts., per 100 hours' trawling, in area XIV, 1904–6, (smoothed curve).

In the adjacent area to the westward, north of Orkney, (area XIII) there is a very different period of maximum for Cod, namely about the month of January (Fig. 16); and the maximum attained at this season was much higher in 1905 than in either the preceding or succeeding year. There is also an indication of a maximum in summer about June and July, followed by a minimum in late autumn; and this summer maximum was very high in 1906, when it overtopped the maximum of the preceding winter. Here again we seem to have in this double maximum the intermixed effect of two different phenomena characteristic of regions on either side of that with which we are dealing. The winter maximum is characteristic, as we shall immediately show, of regions further to the west or south-west, while the summer maximum is due, so to speak, to a share in that great migration of Cod which produces the well-marked maximum at Shetland in July. The normal maximum for Codling in this area is clearly in autumn, about September, and there is an equally clear minimum in February and March (Fig. 17).

The curve for Codling in area XIII deserves a moment's attention, as an instance of the care that must at times be taken to guard against an erroneous conclusion. In the

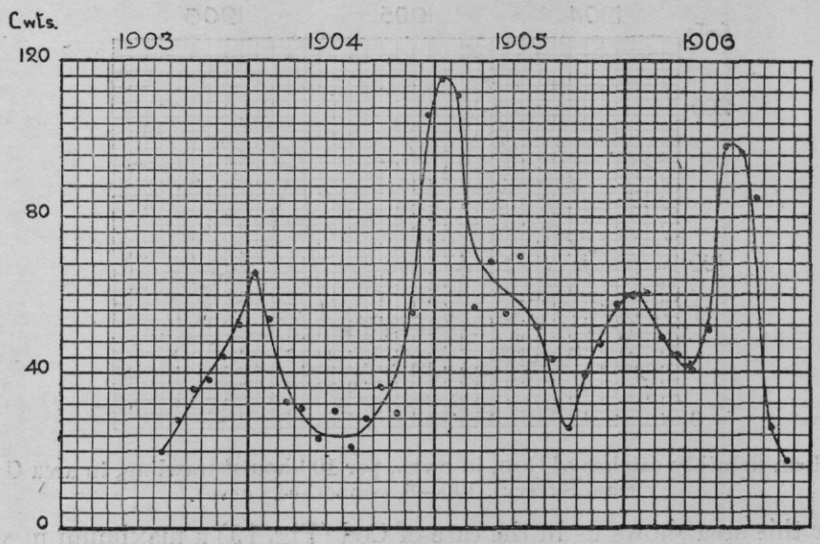

FIG. 16.—Mean monthly catches of COD, in cwts., per 100 hours' trawling, in area XIII, 1903–6, (smoothed curve).

four years to which it refers there is regularly a maximum in September or October for each of the four years to which our statistics refer ; but there is present at the same time a high maximum in the spring of 1904, of which no trace occurs in other years. On

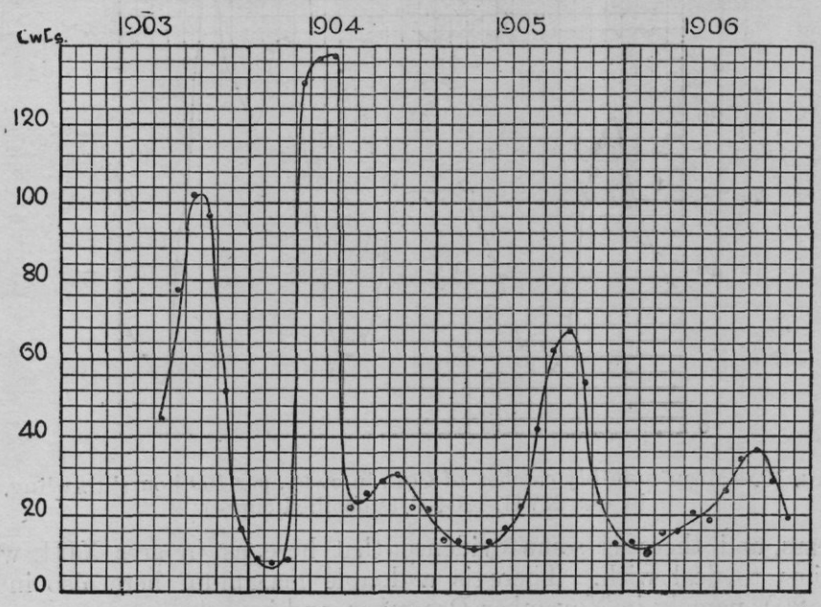

FIG. 17.—Mean monthly catches of CODLING, in cwts., per 100 hours' trawling, in area XIII, 1903–6, (smoothed curve).

reference to the original statistics we find that this cusp in 1904 is wholly due to two boats fishing during forty hours in May of that year, and we can accordingly give little weight to this apparent exception to the general course of phenomena.

In area C, which includes principally the now important fishing grounds of Rona and Sule Skerry (the northern parts of the area being little fished), the maximum for Cod (Fig. 18) is well-marked in January, while for Codling there is a double maximum, the larger about January or February, and a smaller in June or July.

In area D, including Cape Wrath and the Minch, our statistics are not very copious, but they are sufficient to show a maximum for Cod about March, and for Codling a double maximum about January and July. Further to the westward, off the Butt of Lewis, we have again some evidence of a maximum of Cod about February.

We have not yet mentioned area XVII, which includes, somewhat inconveniently, both sides of the Pentland Firth, and where the conditions are therefore far from uniform.

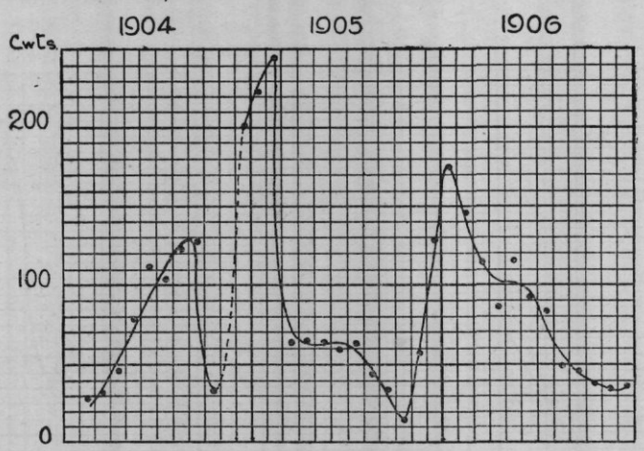

FIG. 18.—Mean monthly catches of COD, in cwts., per 100 hours' trawling, in area C (Rona and Sule Skerry), 1904–6, (smoothed curve).

The curve for this area shows us in the case of Cod (Fig. 19) a maximum in summer-time for each of the three years, 1904 to 1906 ; but while this maximum is of short duration culminating in May in 1904, it extends more or less from early spring to July in the

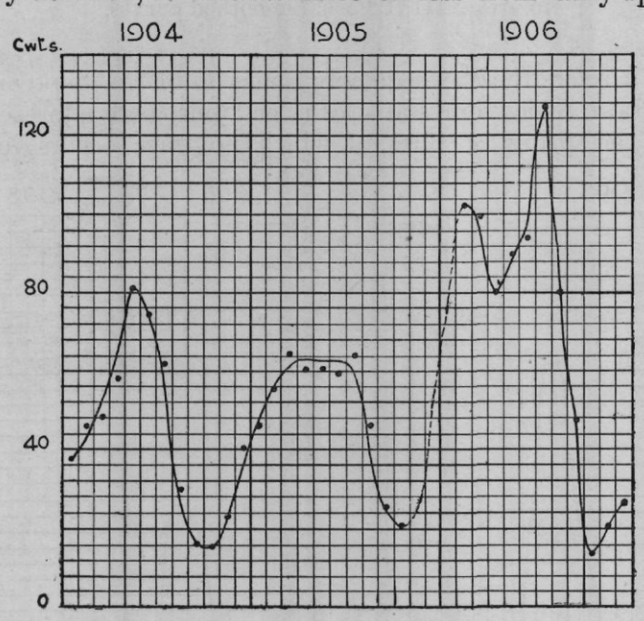

FIG. 19.—Mean monthly catches of COD, in cwts., per 100 hours' trawling, in area XVII, 1904–6, (smoothed curve).

other two years, and there is some evidence that here, as in area XIII, we have two separate maxima to deal with. There is a double maximum here also in the case of Codling (Fig. 20), namely in November-December, and in July.

Returning to the North Sea we have for area XXV, which includes the north-western part of the Great Fisher Bank, a satisfactory curve clearly showing an annual maximum of Cod about March (Fig. 21), while Codling appear to be most abundant there in late autumn and early winter. A great shoal of Codling gave rise to a high maximum in the curve about December and January, 1903–4.

From area XVIII the curves are unsatisfactory, showing considerable variations from year to year ; and in particular the whole series is overshadowed by a great influx of Cod in May and June of 1904. In other years the season of maximum, while probably in the summer time, is neither very constant nor distinct. In the case of Codling, however, there is a well-marked maximum in winter about December and January (Fig. 22).

We may now turn from our Aberdeen trawling statistics to supplement the information which we receive from them by considering the monthly returns of fish landed at the Scotch ports, and especially at the many smaller stations to which no trawlers come, and from which the line-fishing is conducted at no very great distance from shore. A weak point of these returns, for our purpose, is that they are greatly affected by the Herring

fishing, during the height of which all other fishing tends to be relaxed or abandoned ; we cannot therefore make from them the negative assertion that at certain times (during the

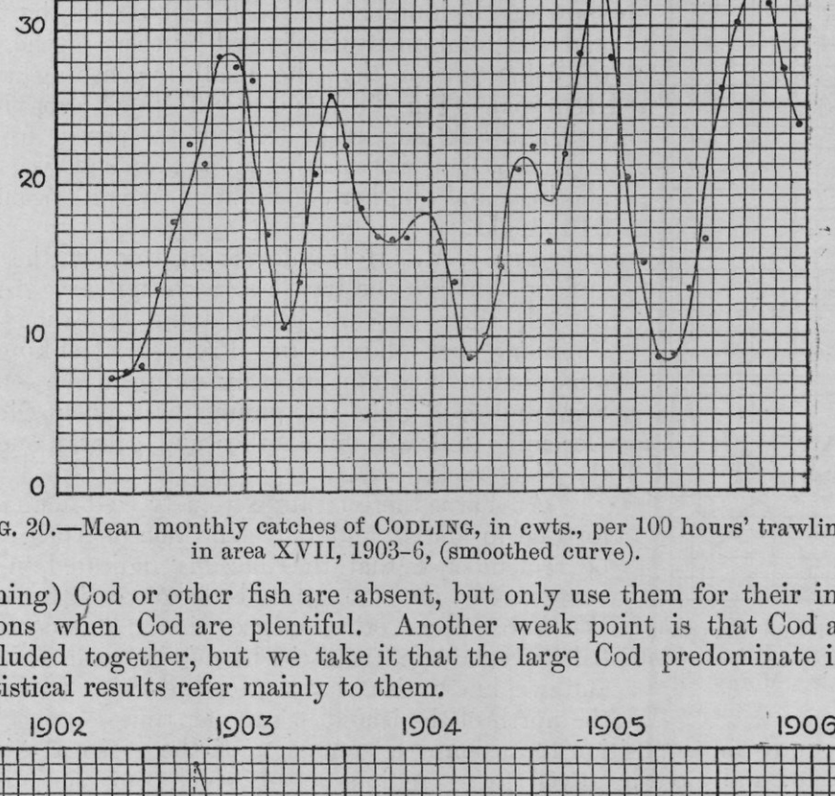

FIG. 20.—Mean monthly catches of CODLING, in cwts., per 100 hours' trawling, in area XVII, 1903–6, (smoothed curve).

Herring fishing) Cod or other fish are absent, but only use them for their indications of certain seasons when Cod are plentiful. Another weak point is that Cod and Codling are now included together, but we take it that the large Cod predominate in bulk, and that the statistical results refer mainly to them.

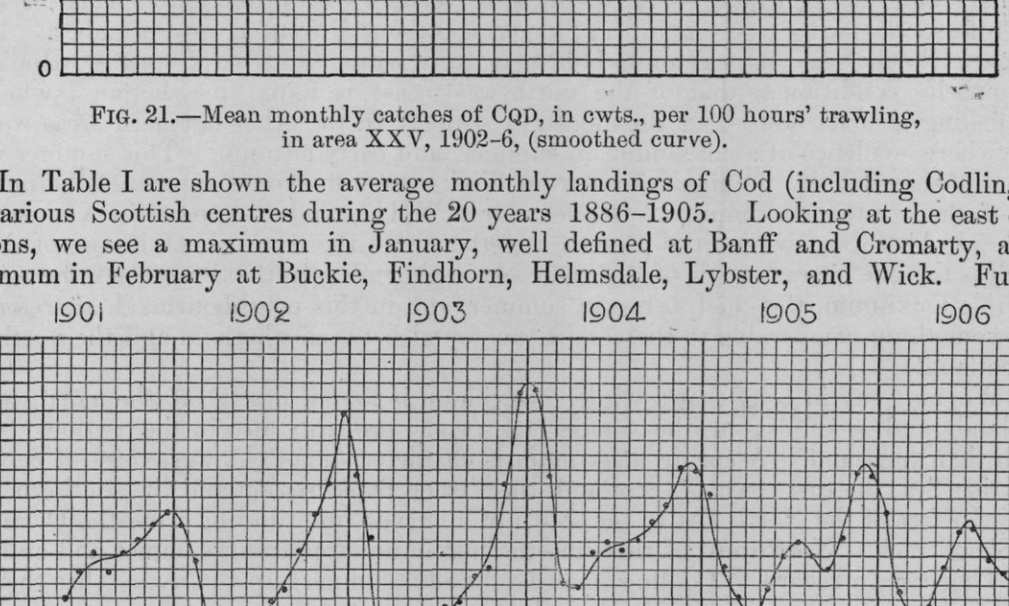

FIG. 21.—Mean monthly catches of COD, in cwts., per 100 hours' trawling, in area XXV, 1902–6, (smoothed curve).

In Table I are shown the average monthly landings of Cod (including Codling) at the various Scottish centres during the 20 years 1886–1905. Looking at the east coast stations, we see a maximum in January, well defined at Banff and Cromarty, and a maximum in February at Buckie, Findhorn, Helmsdale, Lybster, and Wick. Further



FIG. 22.—Mean monthly catches of CODLING, in cwts., per 100 hours' trawling, in area XVIII, 1901–6, (smoothed curve).

south on the east coast the maximum, or the principal maximum, is usually in May. Looking at the west coast areas we find a maximum in February at Stornoway, and in *March at every other west coast station*, without exception.

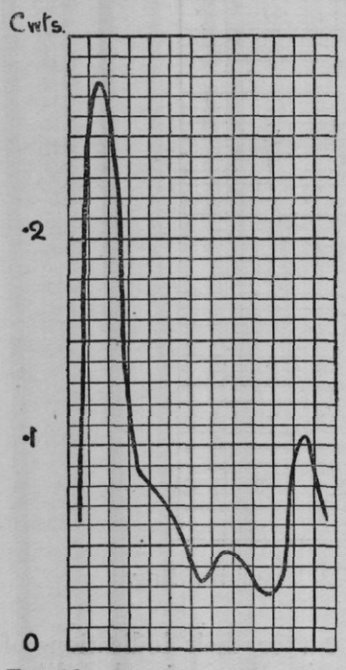

FIG. 23.—Mean monthly catches of COD, by Small-Line boats at Helmsdale, (Moray Firth), 1904–6.

From a series of special statistics that have been taken during the last three or four years at the Moray Firth stations, showing the numbers of boats fishing in the Moray Firth, and the total quantities landed by them of the various sorts of fish, we see that the small-line fishing at Cromarty, Helmsdale (Fig. 28), and Banff shows a maximum of Cod either in February or at least in the period from December to March, but the maximum is overshadowed at Wick by another and higher maximum which occurs later on (Table II).

Lastly, Mr. Holt informs us that on the east coast of Ireland, though the trawlers catch no very great quantities of cod, there are indications there of a maximum about February and March, and Professor Henking shows us a maximum in winter or early spring in the southern North Sea, and a double maximum, first about November and December followed by another and greater one in June, in the Skagerack.

At Faroe there is an extremely well-defined maximum for Cod in March, and at Iceland one in April. But it must be remembered that the maxima indicated in these latter curves refer only to grounds frequented by our trawlers. We know from other sources that at Faeroe there is a Cod fishery conducted near the islands by small boats in winter; and we know also that at Iceland the Cod move round to the north of the island in summer time.

We are now in a position to attempt a summary of the seasonal distribution of Cod (Plate I), and Codling over those regions from which our statistics are most complete.

As regards the large Cod there is a well-marked maximum off the north-west of Scotland about the month of January; and this is followed by a good fishing in February and March down the west coast of Scotland as far as the Irish Sea. On the east coast there is likewise an increase of Cod in January and February in the Moray Firth, followed a little later by a similar increase in area XXIII off Aberdeen, and by a well-marked maximum in March in area XXIX immediately to the south thereof. In the neighbourhood of the Fisher Bank there is a well-marked maximum in spring about February and March, which is perhaps to be correlated with a maximum which is shown by Professor Henking to occur in the Skagerrack about November or December. In the southern North Sea the maximum is in general in winter and early spring (Henking). An opposite condition to that of the north-west coast is found in Shetland, where the Cod fishing is at its best about the month of June. In the other northern areas we have everywhere evidence of a maximum in summer and early autumn. This summer influx of Cod is shared in by the line fishers from Wick; its influence is apparent together with that of the winter maximum at Orkney (area XIII), and it appears in August as far south as Aberdeen, where it is present together with the spring maximum of March, which is the one characteristic of the east coast in general. In the Skagerrack there is also a double maximum, the chief being in summer, and in this neighbourhood, therefore, we have something comparable to the conditions found between Shetland and the north-west of Scotland.

We may say in brief that a winter maximum is found, firstly off the north-west of Scotland, and secondly, in the Skagerrack; very probably also in the regions further north than Shetland. A spring maximum is characteristic of the west coast of Scotland, the Irish Sea, the east coast of Scotland, the Fisher Bank region and the southern North Sea. In fact of the North Sea to the south of a curved line running from the Orkneys to the Skagerrack. Northward of that line the maximum appears in summer and autumn.

The case in regard to Codling may be briefly summed up by saying that there is a summer maximum in the Shetland region, and an autumn or winter one, firstly in the deeper waters to the east of Shetland, secondly, off the east coast of Scotland, and thirdly, in the neighbourhood of the Fisher Bank; on the other hand there is a tendency to a double maximum in summer and again about the month of January off the north-west and north-east coasts of Scotland and in the areas to the southward of Shetland.

TABLE I.—Average Monthly Catch of COD in cwts. at the undermentioned ports for the twenty years, 1886–1905.

—	Jan.	Feb.	Mar.	Apr.	May	June	July	Aug.	Sept.	Oct.	Nov.	Dec.	Totals.
Eyemouth	617	522	400	359	235	109	89	65	52	314	389	612	3,763
Leith	4,437	4,612	5,451	7,495	7,327	5,754	3,468	2,855	2,691	3,030	3,652	4,678	55,450
Anstruther	2,939	2,819	1,950	4,176	9,276	5,004	2,290	2,252	208	579	1,022	2,169	34,684
Montrose	2,172	1,760	1,791	2,086	3,190	2,675	1,049	813	1,932	1,393	1,842	2,274	22,977
Stonehaven	610	409	368	890	1,434	858	70	61	219	507	506	598	6,530
Aberdeen	8,515	9,338	11,032	13,547	20,293	17,735	12,457	10.170	9,067	8,909	9,558	10,641	141,262
Peterhead	2,022	1,578	1,176	2,747	4,255	1,149	146	87	92	457	980	1,634	16,323
Fraserburgh	1,424	1,583	1,154	1,148	1,907	578	280	230	297	417	630	963	10,611
Banff	1,097	1,034	869	628	349	242	127	109	298	496	622	933	6,809
Buckie	2,038	3,608	3,197	1,219	298	226	56	25	136	302	433	756	12,294
Findhorn	1,279	2,467	2,064	751	279	212	126	92	152	226	351	662	8,661
Cromarty	434	384	396	241	244	277	93	72	127	196	277	421	3,162
Helmsdale	844	930	907	389	210	172	112	109	109	206	251	464	4,703
Lybster	421	551	519	139	132	117	109	121	116	121	142	237	2,725
Wick	4,518	7,858	4,769	1,769	1,893	2,143	1,701	1,962	1,037	1,273	1,305	1,472	31,700
Orkney	1,277	2,015	2,089	3,264	5,822	6,288	3,952	2,694	2,304	3,025	1,339	1,033	35,102
Shetland	466	775	3,075	5,178	12,051	8,735	8,718	3,335	10,015	4,068	1,094	847	58,357
Stornoway	738	3,640	3,215	1,543	1,312	1,500	540	309	167	188	233	377	13,762
Barra	55	204	465	462	201	187	333	166	136	91	33	35	2,368
Loch Broom	267	1,139	3,064	1,946	369	247	155	160	138	120	118	200	7,923
Loch Carron	324	591	776	303	130	107	112	84	83	92	83	128	2,813
Fort William	100	405	1,063	636	260	238	169	164	102	94	65	81	3,377
Campbeltown	209	513	1,154	768	270	254	195	172	142	92	166	155	4,090
Inveraray	80	148	220	190	48	15	5	10	25	39	28	47	855
Rothesay	134	142	166	129	64	39	37	40	57	93	108	117	1,126
Greenock	73	101	120	112	94	64	48	56	60	84	86	76	974
Ballantrae	726	1,744	2,059	970	238	122	104	79	152	256	344	352	7,146
Scotland	37,816	50,870	53,509	53,085	72,181	55,047	36,541	26,292	29,914	26,668	25,657	31,967	499,547

TABLE II.—Average Catch of COD and CODLING by small-line boats in the Moray-Firth District in cwts. per trip.

Month.	Banff.		Buckie.		Cromarty.		Helmsdale.		Lybster.	Wick.
	Cod.	Codling.	Cod.	Codling.	Cod.	Codling.	Cod.	Codling.	Codling.	Codling.
1904.										
January	·072	·309	—	—	·06	·455	·514	1·115	2·118	1·921
February	·059	·191	—	—	·119	·506	·173	·364	2·111	·774
March	·068	·23	—	—	·129	·601	·209	·429	1·667	·83
April	·026	·097	·036	·183	·027	·396	·484	·523	1·636	1·35
May	·002	·041	0	·162	·006	·482	·226	·349	1·333	1·128
June	0	·052	·052	·161	·008	·361	·170	·255	—	—
July	—	—	0	0	·007	·207	·141	·201	—	1·433
August	—	—	0	·16	·023	·222	·044	·081	—	·038
September	0	·147	0	·085	·019	·222	·077	·205	·619	·163
November	0	·178	0	·155	·004	·308	·064	·311	1·069	·406
October	·017	·334	0	·263	·006	·302	·113	·338	·421	·911
December	·071	·363	·006	·254	·021	·259	·125	·263	·519	1·145
1905.										
January	·11	·341	·048	·051	·033	·548	·289	·422	·875	1·133
February	·061	·25	·089	·108	·06	·411	·195	·347	·381	1·023
March	·179	·192	·143	·156	·063	·522	·094	·244	—	·889
April	·031	·163	0	·4	·062	·439	·052	·397	—	1·793
May	·014	·046	0	·271	·067	·365	·068	·348	—	—
June	·006	·142	—	—	·046	·28	·043	·187	—	—
July	0	·051	0	·145	·015	·147	·100	·295	—	·06
August	0	·068	0	·035	·016	·182	·092	·376	—	·36
September	0	·312	·017	·078	·013	·22	·043	·448	—	·414
October	0	·321	·021	·298	·013	·18	·112	·507	·736	·82
November	·037	·356	·019	·359	·029	·329	·225	·508	·934	2·176
December	·128	·437	·006	·361	·085	·243	·308	·677	·778	2·107

TABLE II.—*continued.*

Month.	Banff.		Buckie.		Cromarty.		Helmsdale.		Lybster.	Wick.
	Cod.	Codling.	Cod.	Codling.	Cod.	Codling.	Cod.	Codling.	Codling.	Codling.
1905.										
January	·169	·326	0	·422	—	—	·292	·595	—	1·333
February	·187	·265	0	·423	·127	·316	·199	·355	—	—
March	·139	·249	0	1·236	·1	·431	·353	·326	—	—
April	·015	·069	0	·920	·012	·333	·133	·189	·666	—
May	·001	·091	—	—	0	·431	·092	·169	1·0	—
June	0	·171	0	·012	0	·377	·089	·122	—	—
July	—	—	—	—	0	·319	·099	·142	—	—
August	0	·01	0	·06	0	·258	·098	·188	—	—
September	0	·351	0	·307	0	·149	·075	·101	1·778	·2
October	0	·293	0	·268	0	·17	·019	·165	1·3	1·019
November	·034	·310	0	·25	0	·326	·039	·332	1·179	1·524
December	·053	·322	0	·169	0	·346	·147	·360	3·515	1·177

TABLE III.—Mean Catch of COD per 100 hours' trawling (Aberdeen Trawlers) during the years 1901–1906.

Area.	Jan.	Feb.	Mar.	Apr.	May.	June.	July.	Aug.	Sept.	Oct.	Nov.	Dec.	Mean.
VI	—	—	12·5	11·3	17·4	—	—	—	35·1	39·2	—	—	23·1
VII	—	11·9	10·5	9·6	11·3	17·7	—	—	—	—	—	—	12·2
VIII	—	—	10 1	10·3	9·7	—	—	—	—	—	—	—	10·0
IX	—	—	—	—	—	—	56·5	27·9	23·9	32·4	20·0	14·3	29·3
X	37·3	33·8	31·4	30·6	47·6	68·8	74·2	28·2	29·3	24·0	23·7	28·2	38·1
XI	15·6	19·4	14·0	10·8	15·2	24·5	27·6	23·6	29·4	24·8	19·7	17·7	20·2
XII	11·0	17·7	15·1	11·7	14·2	16·4	28·1	13·8	13·5	19·2	12·8	11·8	15·4
XIII ...	85·7	37·7	61·9	26·4	57·5	49·9	65·9	24·2	38·0	38·8	34·8	82·9	50·3
XIV	18·1	17·0	21·7	17·8	14·6	26·4	48·0	32·8	26·9	25·8	27·5	27·8	25·4
XV	18·3	17·3	14·5	16·9	18·7	19·3	28·8	23·2	27·6	23·9	22·6	19·1	20·8
XVI	14·1	19·0	17·3	14·9	19·0	—	—	—	—	31·9	16·0	20·3	19·1
XVII ...	80·3	48·6	74·0	76·7	32·4	91·0	68·3	46·7	35·7	13·4	23·9	28·3	51·6
XVIII ...	24·1	24·2	35·4	43·7	38·2	27·2	33·2	35·1	43·7	36·0	32·3	23·2	33·0
XIX	18 8	19·7	22·2	17·9	24·6	30·9	36·1	38·3	38·8	20·8	26·2	22·4	26·9
XX	17·6	24·2	20·1	22·4	22·9	11·9	17·0	16·5	15·2	10·9	18·7	16·7	17·8
XXIII ...	14·1	16·4	19·0	27·7	19·9	22·4	34·8	32·1	27·0	18·3	15·0	14·4	21·8
XXIV ...	31·4	28·5	35·8	28·2	29·1	34·1	47·2	34·8	32·5	26·4	26·0	21·3	31·3
XXV ...	23·7	31·6	27·0	27·7	27·6	14·9	16·2	13·1	15·2	18·6	15·4	17·4	20·7
XXVI ...	11·3	—	23·5	41·0	27·9	12·7	21·4	18·1	18·6	24·3	14·7	15·8	20·8
XXVII ...	—	—	—	—	27·1	—	—	34·2	36 8	25·4	19·8	43·5	31·1
XXVIII ...	—	8·6	—	—	16·8	53·4	22·4	—	—	13·2	16·9	29·8	23·0
XXIX ...	11·9	12·2	19·0	28·8	13·9	14·0	17·3	10·9	8·2	9·5	9·1	13·4	14·0
XXX ...	20·4	20·7	25·1	—	—	—	20·9	18·1	28·7	22·9	23·1	19·5	22·2
XXXI ...	36·0	60·9	40·9	—	23·3	18·7	18·0	13·5	17·9	21·3	22·0	19·0	26·5
XXXII ...	—	80·9	—	—	21·9	11·1	14·2	13·4	17·1	11·8	16·5	22·3	23·5
XXXIII ...	—	—	—	—	—	20·7	18·8	—	30·6	31·9	—	—	25·5
XXXV ...	—	37·7	—	—	—	11·8	—	—	—	27·3	25·6	—	25·6
XXXVI ...	38·2	60·3	29·9	—	15·9	—	—	—	14·6	26·7	26·9	—	30·4
XXXVII ...	—	12·5	—	—	16·7	—	—	—	10·7	—	—	6·8	11·7
C	181·0	108·3	56·2	61·8	73·6	120·9	67·5	58·9	65·1	22·2	20·8	74·8	75·9
D	109·0	84·4	127·4	101·7	92·0	81·9	81·6	110·8	45·2	27·8	27·5	57·0	78·9
J	—	—	—	—	155·2	164·2	282·8	102·4	—	—	—	9·3	142·8
K	122·7	176·5	110·4	115·7	—	82·7	122·9	—	—	—	—	—	121·8
Faroe ...	98·7	129·1	644·2	440·8	167·6	145·4	107·0	62·8	53·6	35·9	43·2	62·1	165·9
Iceland ...	—	910·4	1328·8	1791·9	1002·5	424·6	384·6	246·3	70·9	35·5	—	—	688·4

TABLE IV.—Mean Catch of CODLING per 100 hours' trawling (Aberdeen Trawlers) during the years 1901–1906.

Area.	Jan.	Feb.	Mar.	Apr.	May.	June.	July.	Aug.	Sept.	Oct.	Nov.	Dec.	Mean.
VI	—	—	4·3	5·0	6·2	—	—	—	16·1	12·7	—	—	8·9
VII	—	9·6	8·5	6 5	7·5	12·9	—	—	—	—	—	—	9·0
VIII	—	—	11·0	6·9	8·1	—	—	—	—	—	—	—	8·7
IX	—	—	—	—	—	—	67·3	60·1	29·3	24·1	9·6	10·6	33·5
X	13·2	20·5	13·7	11·0	28·1	52·3	60·8	39·2	17·6	11·9	10·2	10·7	24·1
XI	21·0	18·1	13·8	10·6	12·2	14·8	14·9	15·3	12·4	15·8	16·1	14·8	15·0
XII	10·2	17 3	10·8	8·9	16·2	13·5	13·4	1"·3	11·4	14·1	12·7	10·7	12·5
XIII	14·6	7·4	8·0	15·9	29·8	24·2	26·7	44·5	81·9	54·4	12·0	11·7	27·6
XIV	20·4	16·1	11·9	10·6	12·7	15·9	35·8	29·1	20·3	17·3	16·1	17·8	18·7
XV	24·2	22·6	16·9	14·3	16·3	16·2	20·4	18·4	22·6	19·4	17·4	17·2	18·8
XVI	9·9	16·8	7·9	6·4	11·5	—	—	—	—	15·7	13·1	15·4	12·1
XVII	23·6	9·0	8·9	6·3	10·5	20·5	19·6	19·9	17·4	19·6	16·3	24·1	16·3
XVIII	17·1	10·1	4·3	5·4	8·1	10·3	10·5	9·8	7·3	11·4	14·0	16·0	10·4
XIX	19·8	15·5	7·6	24·1	18·4	19·0	21·8	17·6	14·3	12·9	14·6	13·9	16·6
XX	7·8	5·9	6·5	7·9	6·0	2·6	7·6	9·2	8·0	10·6	7·9	7·5	7·3
XXIII	16·0	14·7	11·8	9·6	9·7	14·3	10·2	12·0	16·3	17·6	21·4	18·9	14·4
XXIV	20·3	16·1	5·9	21·1	19·0	14·0	9·5	4·6	6·2	8·7	12·2	16·3	12·8
XXV	15·5	8·9	5·0	2·5	4·2	4·3	5·7	7·1	10·7	9·0	7·7	9·8	7·5
XXVI	6·3	—	8·3	6·1	5·6	5·2	4·9	14·2	13·8	12·7	8·2	6·9	8·4
XXVII	—	—	—	—	8·3	—	—	25·2	20·7	14·6	13·9	30·9	18·9
XXVIII ...	—	16·0	—	—	18·0	62·3	32·1	—	—	41·0	41·3	36·5	35·3
XXIX	15·5	11·7	7·4	8·1	7·7	7·0	8·2	9·2	8·5	16·2	15·6	18·9	11·2
XXX	16·5	17·1	17·9	—	—	—	10·7	14·9	15·9	17·0	18·0	17·7	16·2
XXXI	22·1	13·8	13·6	—	8·0	7·5	9·8	11·2	13·8	11·7	11·1	21·1	13·1
XXXII	—	6·5	—	—	5·3	4·3	3·7	9·6	12·4	12·8	10·3	9·8	8·3
XXXIII ...	—	—	—	—	—	7·9	12·0	—	12·8	15 8	—	—	12·1
XXXV	—	8·5	—	—	—	9·9	—	—	—	19·0	24·9	—	15·6
XXXVI ...	20·2	7·0	10·1	—	11·2	—	—	—	15·1	17·6	16·1	—	13·9
XXXVII ...	—	10·5	—	—	3·1	—	—	—	15·4	—	—	14·1	10·8
C	77·6	61·5	34·5	25·0	32·3	44·8	32·0	38·2	32·5	31·7	19·4	40·5	39·2
D	46·6	38·0	26·5	32·9	35·5	37·3	50·4	50·3	39·1	22·7	21·4	45·8	37·2
J	—	—	—	—	23·9	43·6	63·1	29·5	—	—	—	9·7	34·0
K	16·7	13·0	14·4	27·7	—	26·9	23·1	—	—	—	—	—	20·3
Faroe	200·2	209·5	213·3	148·5	124·9	153·1	160·4	108·9	168·2	141·2	141·3	194·7	163·7
Iceland	—	22·5	68·8	86·4	60·0	54·9	47·5	18·0	14·4	21·7	—	—	43·8

THE HADDOCK. (*Gadus aeglefinus.*)

Haddock are divided in the Aberdeen market into four classes, known as Extra Large, Large, Medium, and Small, to which of recent years a fifth class of Extra Small fish is sometimes added. The average size of these five groups of fish is about 24, 16, 14, 12, and 9 inches, or 60, 40, 35, 30, and 23 centimetres. The Extra Large Haddock come in great quantities from Iceland and Faroe, whence come the largest fish of all. The largest Haddock that we have measured from Faroe was 82 centimetres, or 33 inches, and the largest from Iceland was 89 centimetres, or just about a yard long. Off the east coast of Scotland, and in the middle North Sea grounds, Haddock of this Extra Large class are rare, but a certain number come from Shetland, from the western grounds, and from the south-eastern grounds, from which the largest specimens measured are from 75 to 77 centimetres long, or about 2 feet 6 inches. About half of all the fish classed as Extra Large are from 22 to 25 inches long, and about half the Large Haddock lie between 15 and 17 inches; in like manner one-half of the Small Haddock lie between 11 and 13 inches.

In Figure 24 are shown the average catches of Extra Large Haddock in our various areas. The largest average of 10 or 12 cwts. per 100 hours' fishing, is found in the areas off the north-west of Scotland; next we have average catches of 3 or 4 cwts. in the south-eastern grounds, from the Holmen ground, and sometimes (though of these our Scotch statistics seldom give us information) on the Dogger Bank. Over the greater part of the North Sea the mean catch is somewhere about 1 cwt., and off the east coast of Scotland it is only a small fraction of that amount. Taking all our North Sea areas together, the average catch throughout the year of these Extra Large Haddock may be

roughly stated at 1½ cwts. per 100 hours' fishing. At Faroe the average catch is 33 cwt., and at Iceland it reaches the great figure of 290 cwt. per 100 hours' fishing



FIG. 24.—Chart showing mean catch of EXTRA LARGE HADDOCK, in cwts., per 100 hours' trawling, in various areas: 1901–6, [Faroe 33·3 cwts., Iceland 290·7 cwts.].

Figure 25 shows in like manner the average catches of Large Haddock. The numbers are greatest off the north-west of Scotland and also towards the Danish coast;



FIG. 25.—Chart showing mean catch of LARGE HADDOCK, in cwts., per 100 hours' trawling, in various areas: 1901–6, [Faroe 101 cwts., Iceland 36 cwts.].

they are distinctly larger in the northern areas of the North Sea than on the middle grounds, and they are greatly diminished in the areas adjacent to the east coast of Scotland.

In regard to the areas off the east coast of Scotland (XXIII, XXVIII, XXIX) we find not only in this case, but in that of several other fishes, that the average catches are lower than in any other part of our area. The cause of this difference is partly to be found in the undoubted fact that on these near grounds a number of the older and smaller trawlers work, using somewhat smaller nets than the larger vessels that make the more distant voyages. It would be highly important to investigate this matter more closely, but we are as yet quite unable to compare closely the catching power of these smaller vessels working with nets on a ground-rope of 130 to 150 feet, and headline of 84 to 100 feet, with that of the larger class that use a ground-rope of 180 feet and headline of 130 feet. It must also be remembered that the total amount of fishing is exceptionally great upon these grounds, and that the amount of fish drawn from them is in the aggregate much greater than that brought by our vessels from any other region of equal size in the North Sea; and, if we exclude certain of the southern grounds to which the English trawlers resort in great numbers, this statement will probably remain true of all that part of the North Sea with which we are concerned, even if we reckon the

English and Foreign trawlers together with the Scotch. It is by no means, therefore, to be wondered at if these areas show a lower average catch than do the other areas with which we deal, but it is much to be regretted that we cannot trace out the actual difference, or the cause of the actual difference, in a more thorough manner.

The mean catch of Large Haddock on our North Sea grounds may be stated at about 58 cwt. per 100 hours' fishing. At Faroe the average rises to about 100 cwts., but it falls at Iceland to 36 cwts. In the latter case it is probable that a great many of all but the largest size are thrown away.

The Small Haddocks, according to the chart (Fig. 26), vary comparatively little in abundance over the North Sea areas, being somewhat more plentiful in the middle regions.



FIG. 26.—Chart showing mean catch of SMALL HADDOCK, in cwts., per 100 hours' trawling, in various areas : 1901–6, [Faroe 17 cwts., Iceland 10 cwts.].

Here again our statistics are faulty from the fact that quantities of Small Haddocks are thrown away, and, in other words, our statistics are here only a measure of what is brought home, and cannot be used for a comparative estimate of what stock actually exists on the different grounds.

The Extra Small Haddock (Fig. 27) chiefly come from the nearer grounds.



FIG. 27.—Chart showing mean catch of EXTRA SMALL HADDOCK, in cwts., per 100 hours' trawling, in various areas : 1901–6, [Faroe ·1 cwt., Iceland *nil*].

The last chart of this series (Fig. 28) shows the total average catch of all classes of Haddock from the different areas. It is much the largest off the north-western areas, and is probably larger still in other areas to the west, north of the Lewes, which are not represented in our chart. The comparatively small catches off the east of Scotland are again conspicuous. The average catch at all seasons of the year over all our North Sea areas may be approximately stated at 135 cwts. per 100 hours' fishing, an amount that enormously exceeds that of any other of our food-fishes.

Though the Extra Large Haddock are caught in no very great numbers in any of our North Sea areas, yet the seasons of their appearance are so clearly marked that we have no difficulty in understanding the statistical evidence.

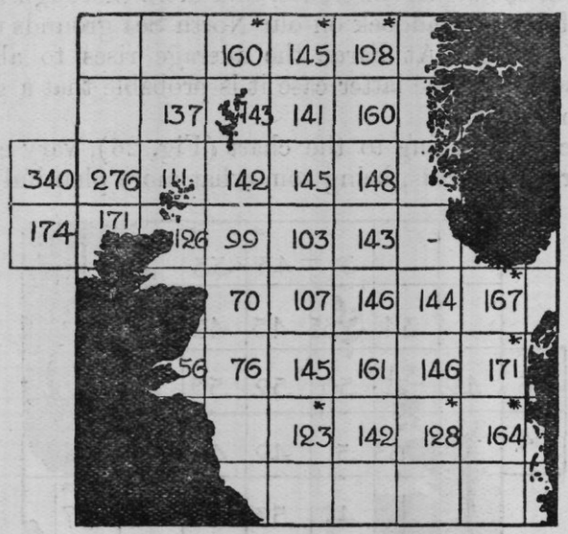

FIG. 28.—Chart showing mean catch of TOTAL HADDOCK, in cwts., per 100 hours' trawling, in various areas: 1901-6, [Faroe 170 cwts., Iceland 341 cwts.].

In area XIX (Fig. 29), over the Witch Ground, we see that the fish appear with great regularity about the month of March, and make but a short stay, disappearing altogether from May or June till the end of the following winter. Their numbers have not varied very greatly within the last six years.

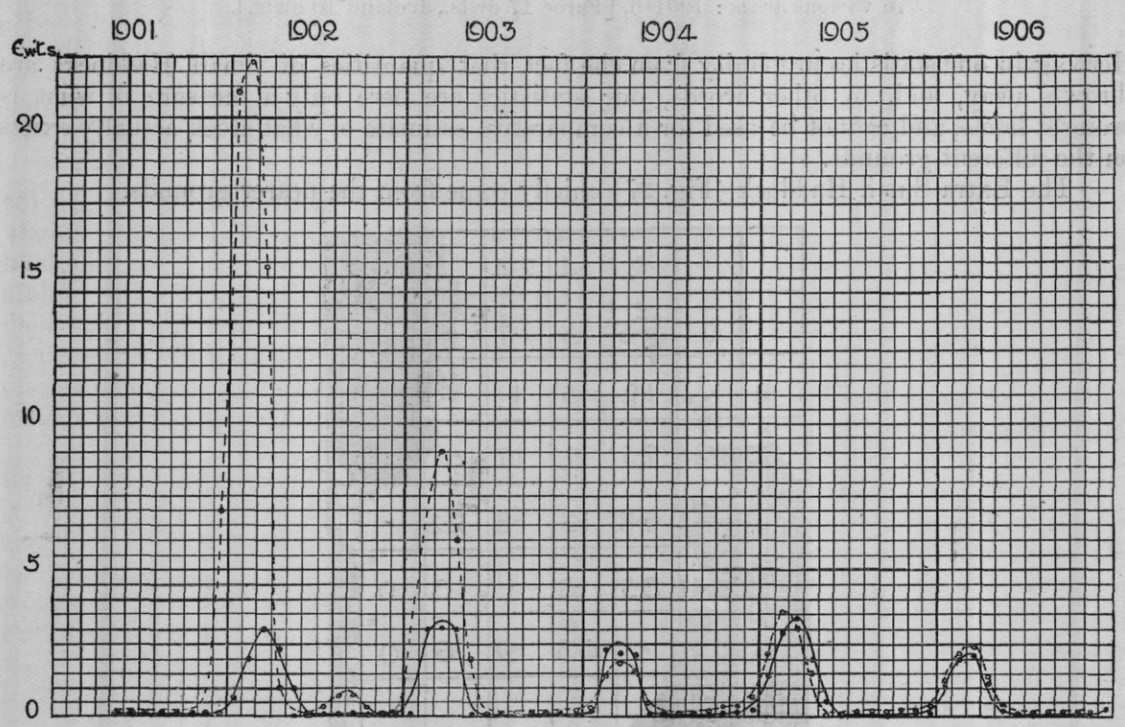

FIG. 29.—Mean monthly catches of HADDOCK, in cwts., per 100 hours' trawling, in areas XIX and XXIV: 1901-6, (smooth curves; area XIX———, area XXIV - - - - - -).

In area XXIV (Fig. 29), over the Gut, their appearance is equally regular, and precisely at the same season. But in this case we have evidence of comparatively large numbers in the spring of 1902, and of extremely small numbers in more recent years.

In the Shetland area (X) the season of maximum is somewhat later, the maximum being reached in June, 1904, in May, 1905, and lasting more or less over a considerable part of the summer in 1906.

In area XIII (Fig. 30), from Foula Bank to the Orkneys, we see, firstly, that the actual quantities are much larger ; secondly, that the date of maximum is again a little later, being in May or June in one, in August in two, and in September in one of the

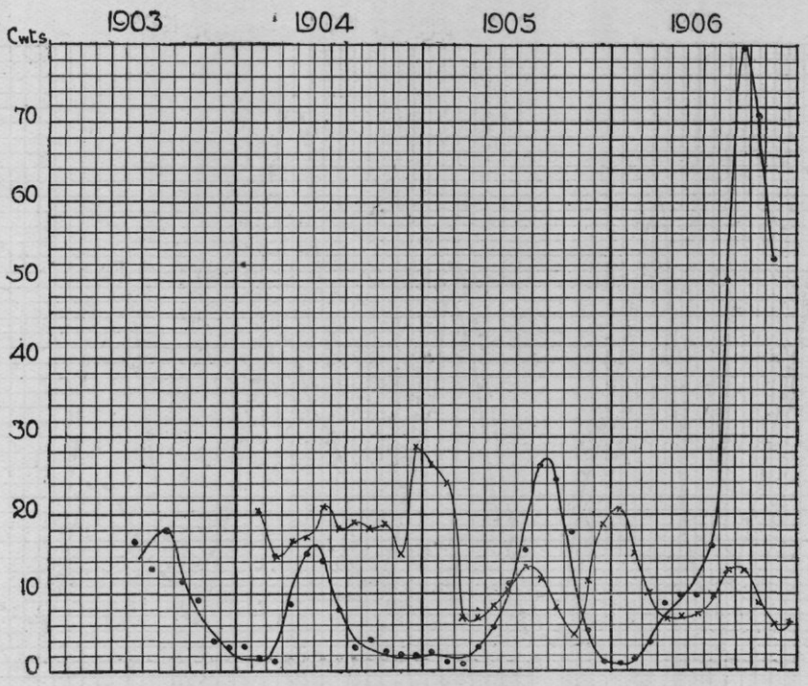

FIG. 30.—Mean monthly catches of EXTRA LARGE HADDOCK, in cwts., per 100 hours' trawling, in areas XIII and C : 1903-6, (smooth curves ; area XIII -.-.-., area C -×-×-×-).

four years ; thirdly, we see that in 1906 the maximum attained was by far greater than in the previous years. We also notice, by the way, that in both areas X and XIII, while the quantities diminish very greatly in the seasons of scarcity, they never absolutely vanish.

At area C (including Rona and Sule Skerry, Fig. 30) we appear to have a double annual maximum : first, and chiefly, about December or January, and, secondly, about July or August.

From these illustrative cases, and from a study of such statistics as we possess for all the other areas, we arrive at the conclusion that Extra Large Haddock are chiefly abundant in summer and autumn in all areas adjacent to the Scotch coast from Shetland southwards, the dates being a little later as we proceed south, but in spring in the middle areas of the North Sea. To judge from what evidence we have for area XXVII, which includes the Holmen Ground, and from what Professor Henking tells us of the Skagerrack, there is likewise in that neighbourhood a summer maximum, and southward thereof, from the Danish coast to the Fisher Bank, we can detect an autumn increase. There is an autumn and winter maximum also off the north-west of Scotland.

In the extreme northern regions of our map (VI to VIII), our statistics are in all cases extremely defective, for fishing seldom goes on there, except in the spring months. We know that large Haddock are then very abundant there, we have some little evidence of their less abundance in autumn, and in the areas immediately to the southward we have better evidence that the maximum takes place in spring. Leaving this most northern region in some doubt, we may safely say that over all the rest of the North Sea areas with which we deal, other than those above mentioned, the largest Haddock are chiefly abundant about the months of February and March. These facts are illustrated on Plate II.

The seasons of maximum abundance of the ordinary Large Haddock resemble to a great extent those of the class just described as Extra Large ; but the period of comparative abundance is spread over a larger part of the year, and a comparatively larger stock of fish remains on the ground even in the season of scarcity. In the central areas of the North Sea, over the Witch Ground and Gut, and those eastward to the Fisher Bank, the season of the Large Haddock lasts through the winter months, and it is only when that season is about to close that we recognise the period of maximum of the Extra Large sort. In Shetland, on the other hand, the largest numbers of "extra" large fish would seem, on the average, to be caught rather earlier in the season than the normal maximum of the "large."

In the East Coast areas (XXIII, XXIX, Fig. 31), we have very regular curves showing an annual maximum in early autumn, about August, September, and October, the corresponding season of greatest scarcity being from February to April. There is

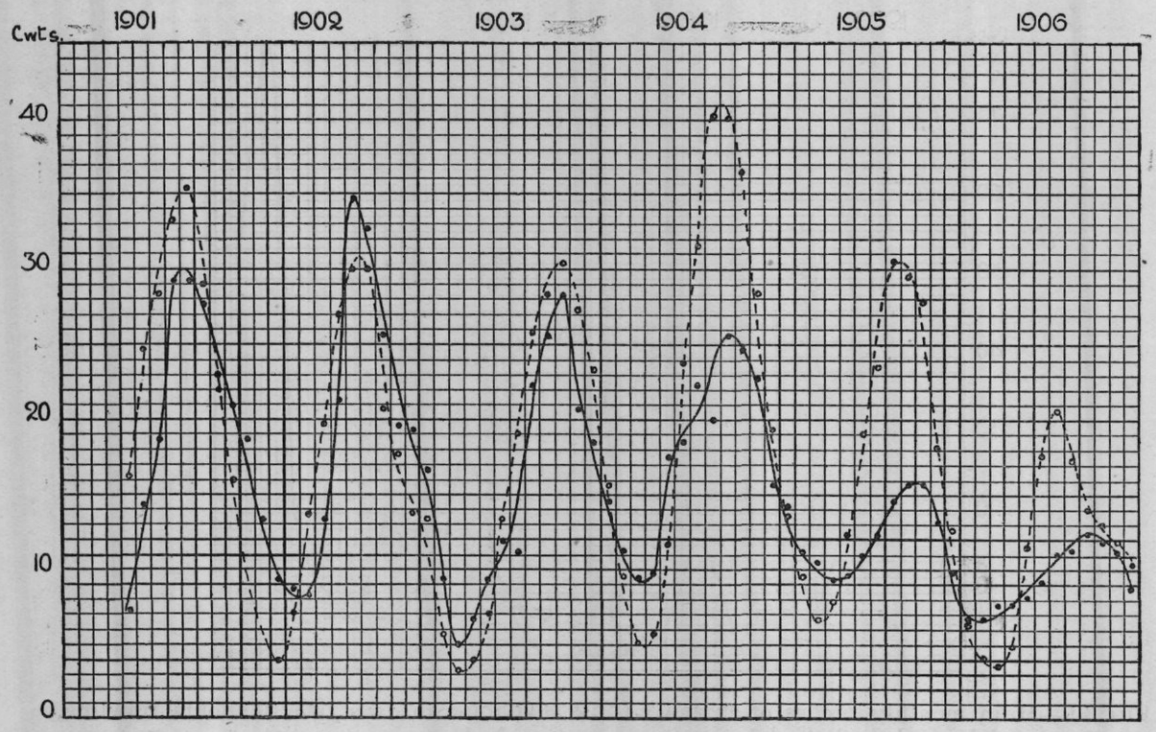

FIG. 31.—Mean monthly catches of LARGE HADDOCK, in cwts., per 100 hours' trawling, in areas XXIII and XXIX : 1901-6, (smooth curves ; area XXIII————, area XXIX - - - - - - - -).

just enough difference between the two curves to indicate that the season of maximum is by a very little the later in the more northern of the two areas. As regards annual fluctuation in quantity, we see that these are greater in the case of area XXIII than of area XXIX. In both areas the autumn of 1906 gave a poor catch of Large Haddock ; in area XXIX 1904 was a very good year, but in XXIII there is a slow trend of diminution since 1902.

Turning next for a moment to the Line-fishing statistics from the Moray Firth, we find there that the maximum catch of Large Haddock by the small-line boats occurs regularly in the *winter* months, and the accompanying curves show us that the annual maximum at Cromarty is about December—January, and at Banff a month or two later (Fig. 32.)

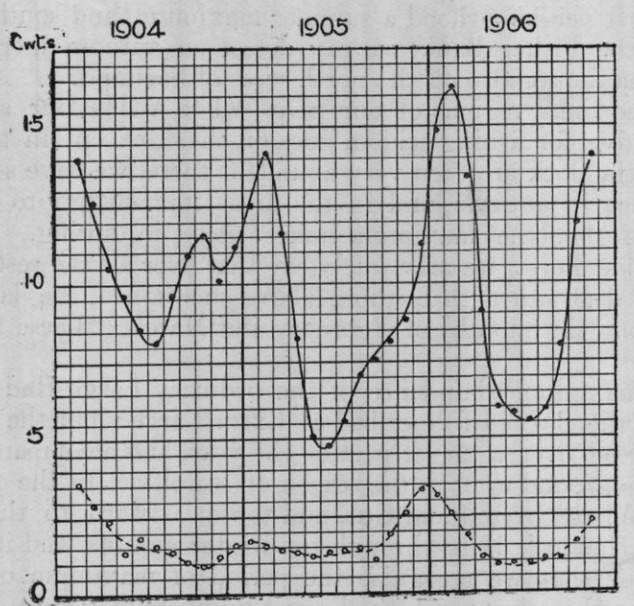

FIG. 32.—Mean monthly catches of LARGE HADDOCK, by line-fishing boats at Banff (————) and Cromarty (- - - - -), 1904-6.

Of the areas further to the east, let us examine the curves for the Witch Ground (XIX, Fig. 34) and the adjacent areas to the southward (XXIV, Fig. 33). In both cases we find an annual winter maximum, usually from December to February, which

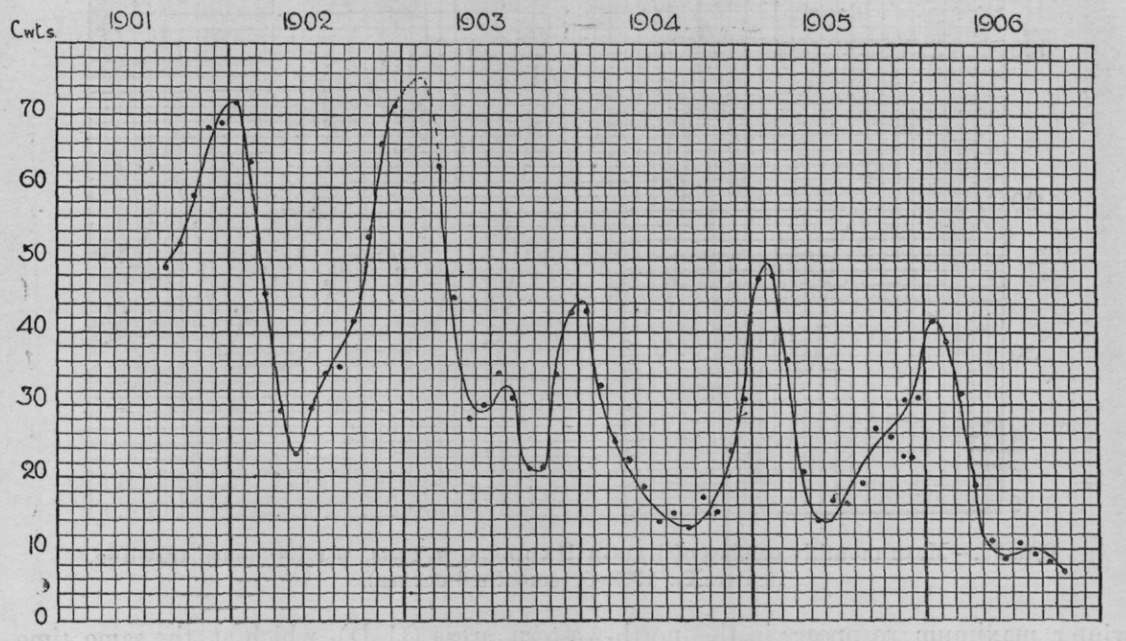

FIG. 33.—Mean monthly catches of LARGE HADDOCK, in cwts., per 100 hours' trawling, in areas XXIV : 1901–6, (smoothed curves).

agrees with the results of the Line-fishery in the Moray Firth. Without multiplying illustrations, we may say that the same winter maximum is characteristic of area XVIII, XIX, XX, XXIV, XXV, XXX, that is to say of the line of the Witch Ground and Gut, and in part of the adjacent areas on either side. In the two cases illustrated (and more

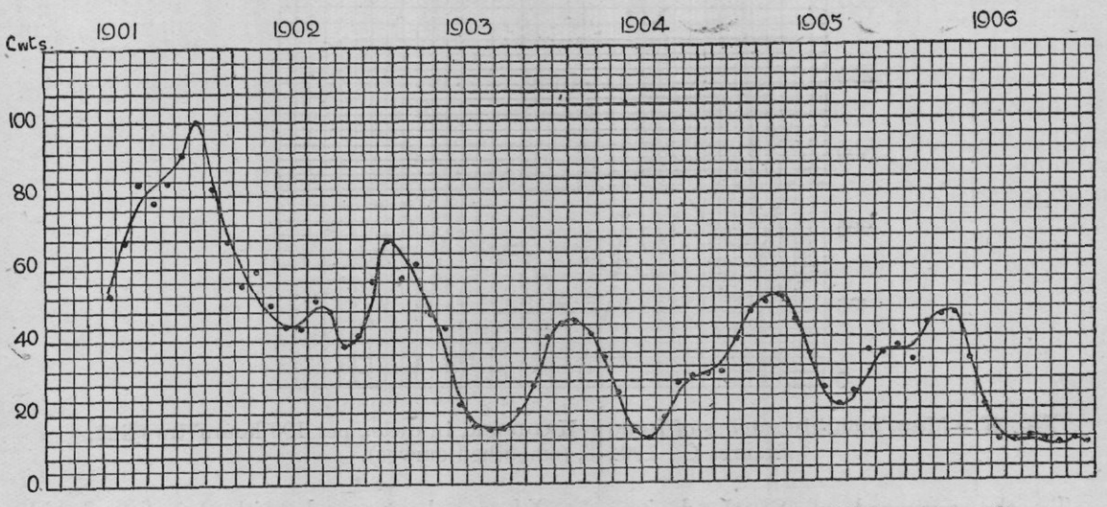

FIG. 34.—Mean monthly catches of LARGE HADDOCK, in cwts., per 100 hours' trawling, in area XIX : 1901–6, (smoothed curves).

or less in the other associated areas) the Large Haddock were especially plentiful in 1901 and 1902 ; but the three subsequent years show no further progressive diminution.

In the Shetland area (X) we have a striking contrast in regard to season with the last-named areas, for it is plain that here the maximum abundance of Large Haddock occurs in summer time, and chiefly about the month of July (Fig. 35). The curve also, however, indicates the existence of a small wave of increase in mid-winter. From

Shetland to the Scottish mainland (areas XIII, Fig. 37, XIV, XVII) we have as a general rule a maximum in early autumn, about August, September, and October. A

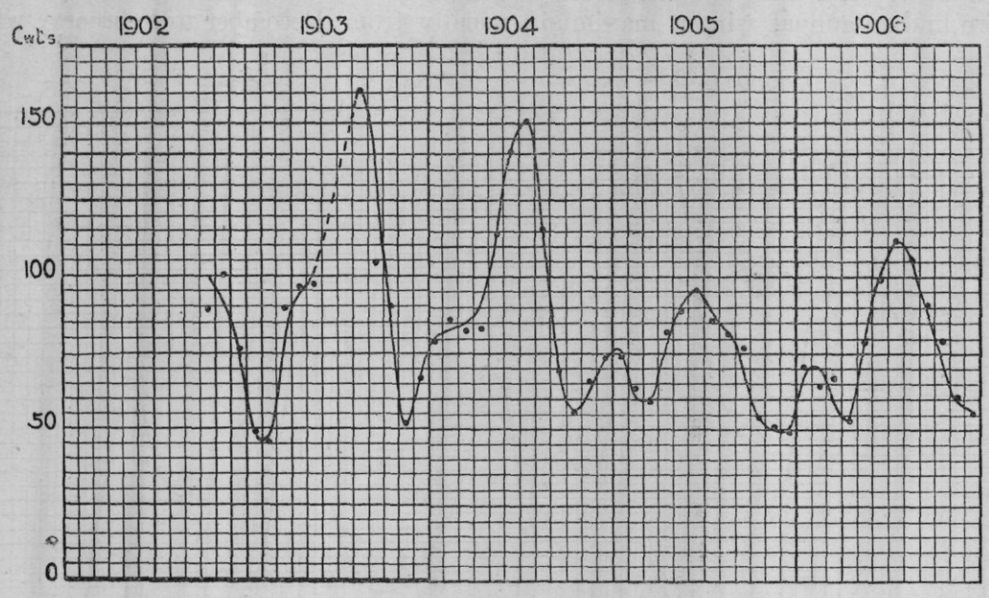

FIG. 35.—Mean monthly catches of LARGE HADDOCK, in cwts., per 100 hours' trawling, in area X : 1902–6, (smoothed curves).

winter maximum reappears in the north-western areas (C, D), which at the same time have some share in the autumn maximum of the adjacent regions (Fig. 36).

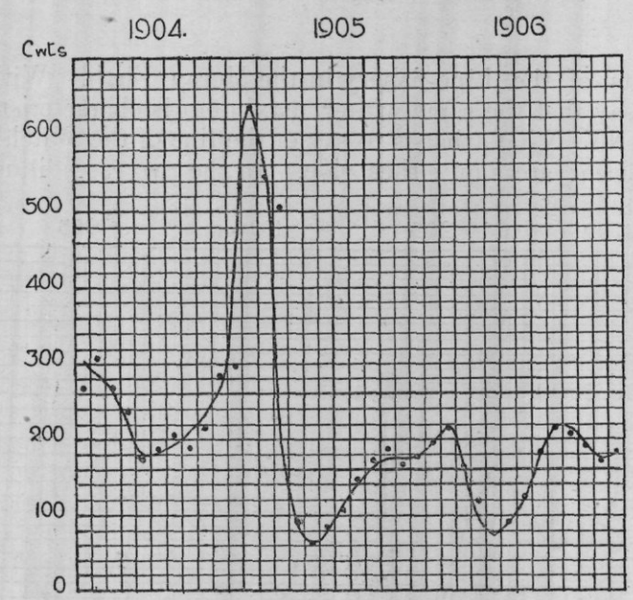

FIG. 36.—Mean monthly catches of LARGE HADDOCK, in cwts., per 100 hours' trawling, in area C : 1904–6, (smoothed curves).

To the eastward of Shetland, in area XI, we have good evidence of a double maximum, in spring and autumn, about March or April, and September, October. Here again the shoals in 1901 and 1902 were much larger than in succeeding years. For the more northern regions, as already explained, we have evidence of Large Haddock being present in abundance in spring, but little or no direct evidence as to their relative numbers at other seasons. Passing to the eastern side of the North Sea, we have in the neighbourhood of the Fisher Bank (XXVI) evidence of a double maximum in spring and autumn, and in the south-eastern regions, nearer to the Danish Coast, such evidence as we have points towards an autumn maximum. In the Skagerrack, Professor Henking tells us that the maximum is in summer (May–July), and in the southern North Sea from July to September.

Summing up, we find a winter maximum in two regions, firstly, off the north-west of Scotland, and secondly, over an extensive area in the North Sea, eastward from the

Moray Firth. A summer maximum is found at Shetland, in the Skagerrack and in the southern North Sea. Southward of Shetland, and off the east coast of Scotland, the best

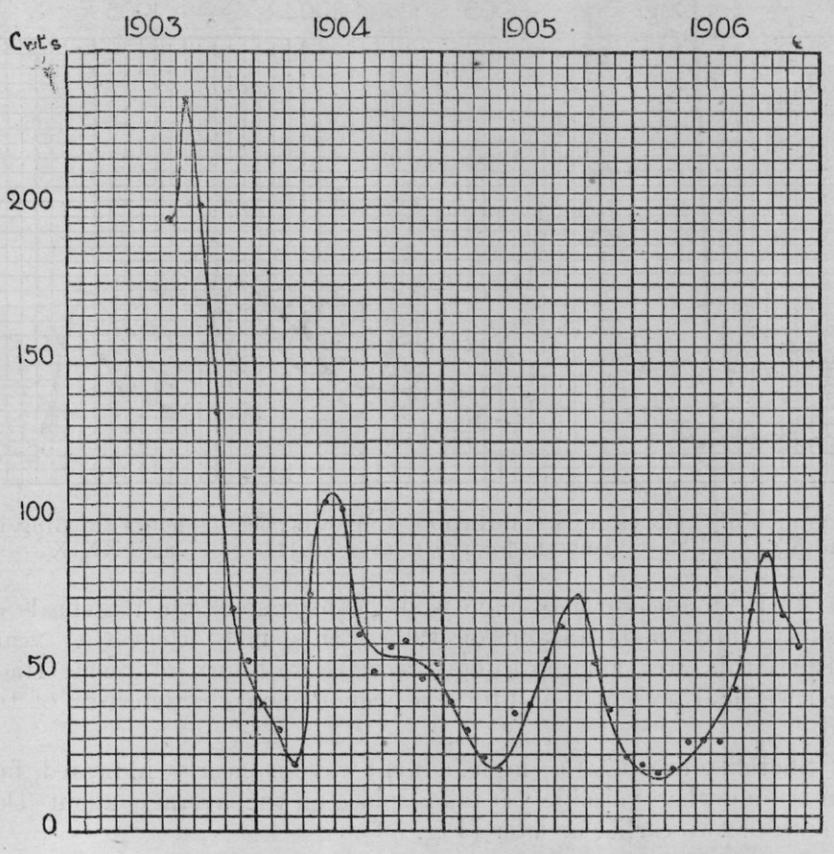

FIG. 37.—Mean monthly catches of LARGE HADDOCK, in cwts., per 100 hours' trawling, in area XIII : 1903–6, (smoothed curves).

period is in late summer and in autumn. The winter maximum of the central area extends, more or less, into spring, and a spring maximum is also marked both to the eastward (*e.g.* XXVI) and to the northward (XI, &c.). The maximum on the Faeroe trawling grounds is also in spring.

The Chart (Pl. III) on which we attempt to represent the seasonal distribution of the Large Haddock is less satisfactory than that which illustrates the Extra Large (Pl. II), chiefly owing to the circumstance, already mentioned, that the season of abundance of the Large Haddock in each area is comparatively protracted, and owing also to our imperfect knowledge of the conditions which exist towards the extreme northern and southern parts of the North Sea. It is perhaps a little premature to draw such a chart at all for the Large Haddock, with our present knowledge, but as it stands it may at least form a basis for discussion. My study of all the available evidence leads me to draw a boundary line for Large Haddock between areas of winter-spring maximum and summer-autumn maximum, not very dissimilar to that indicated in the case of the shoals of extra large fish.

While Large Haddock are caught, as we have seen, in maximum numbers in Shetland about July, and on the trawling grounds off the east coast of Scotland in early autumn, it is not till late autumn that we have the chief catches of Small Haddock in the same region. And while Professor Henking tells us that Small Haddock reach their maximum in summer in the Skagerrack, and in late summer (July to September) in the southern North Sea, there is no part of our Aberdeen trawling areas in which we clearly see a maximum of Small Haddock at that season.

In the areas nearest to the east coast of Scotland (XXIII and XXIX) we have very regular curves for Small Haddock, showing an annual maximum about the month of October, but sometimes a little later, especially towards the close of 1902 and 1906 (Fig. 38). The curves in both areas are very similar, and in both cases show a remarkably high maximum at the end of 1902. In area XXIX there is a steady decrease from that year to the close of 1905, but in both areas Small Haddock were again extremely abundant towards the end of 1906 and beginning of 1907. If we compare these curves for those illustrative of Large Haddock in the same areas we shall see, firstly, that the

period of maximum is distinctly later in the year, and secondly, that the actual quantities of Small Haddock greatly exceed those of the Large.

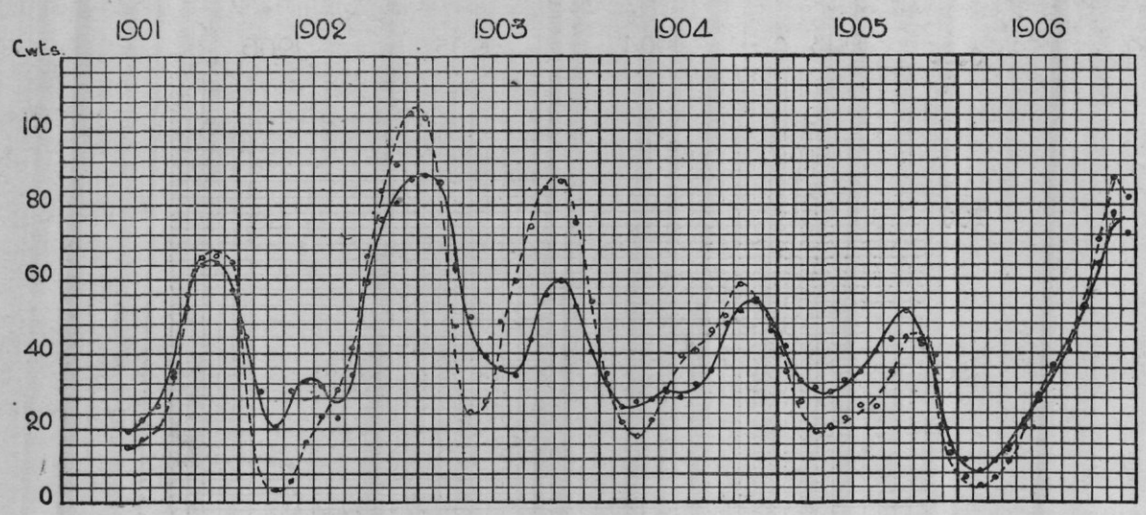

FIG. 38.—Mean monthly catches of SMALL HADDOCK, in cwts., per 100 hours' trawling, in areas XXIII and XXIX : 1901-6, (smoothed curves), (area XXIII——— , area XXIX – – – –).

In area XVII an autumn maximum is also conspicuous, but the shoals seem to have been remarkably small in the autumn of 1905. In some of the earlier years, especially 1902 and 1904, this area appears to have received an influx of Small Haddock also in spring, which we shall presently find to be a phenomenon characteristic of the regions to the eastward.

In the Shetland area (X) a single annual wave is clearly indicated, but the season of maximum is somewhat variable ; it takes place on the average about December, and may be a month or two earlier or later (Fig. 39).

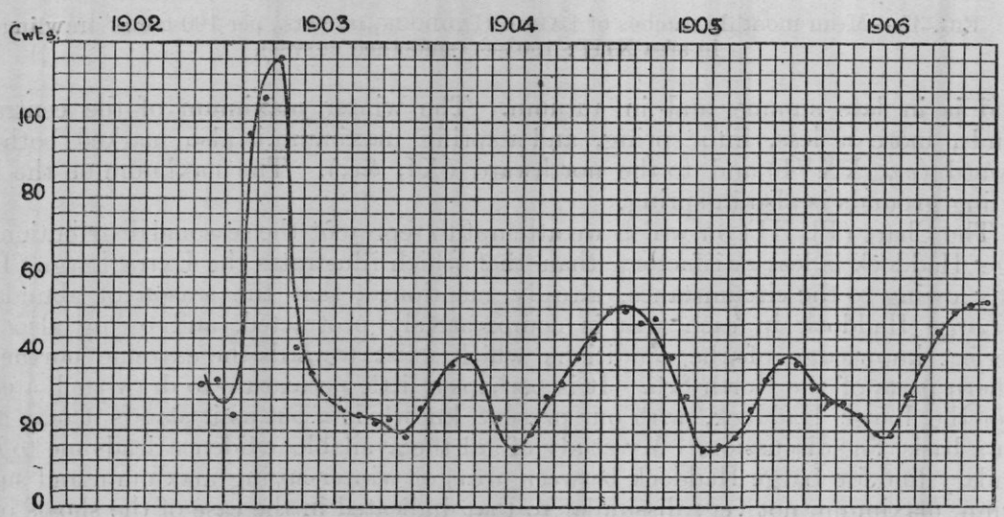

FIG. 39.—Mean monthly catches of SMALL HADDOCK, in cwts., per 100 hours' trawling, in area X : 1902–6, (smoothed curves).

The curve here reproduced is one that again illustrates the need for caution in the study of our statistics and in their illustration by means of curves. We appear to have an exceptionally high maximum in the spring of 1903, but on referring to the Tables (1902–3 Report, pp. 373, 432) we see that this is due to the large catch made by a single vessel only in February of that year.

In area XIX, though our statistics do not give us a very regular curve, we see on the whole a tendency to increase in early spring, and for the average of the six years under review the mean maximum would appear to be in March. In this case the catches in the spring of 1905 were very high, and those in the spring of 1906 exceptionally low.

The adjacent area XVIII shows a very similar period of maximum, and here again the catches were great in the spring of 1905.

The same is in general true of areas XIV and XVI immediately to the northward.

In area XXIV, over the Gut, immediately to the south of area XIX, there is a distinct annual maximum about January, sometimes, as in 1906, a little later, and here, as on our east coast, the catches in the beginning of 1906 were small, while those of 1904 were very large.

The adjacent area to the eastward, that of XXV, is closely similar.

Passing to the north-west of Scotland (area C) we have here a maximum in late autumn and winter, and especially about the month of November. The autumn of 1904 was an especially prolific season.

The Moray Firth line-fishing stations show us a maximum of Small Haddock in autumn, and the accompanying curve (Fig. 40) indicates that that maximum is attained

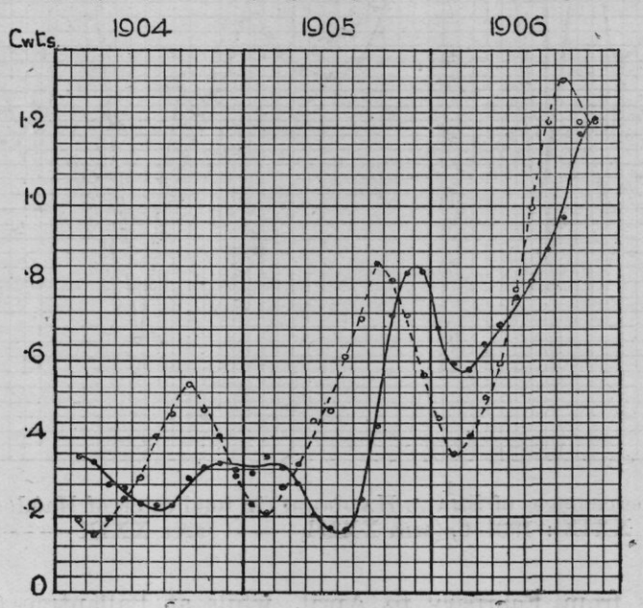

FIG. 40.—Mean monthly catches of SMALL HADDOCK by Small-Line boats at Banff and Cromarty: 1904–6, (Banff———— Cromarty - - - - - -).

a little earlier at Cromarty than on the deeper waters of the Banff fishing grounds. In the Moray Firth the catch of Small Haddock increased in a marked degree between the years of 1904 and 1906.

We may briefly summarise the evidence of our statistics for Small Haddock by saying that they are especially abundant off the east coast of Scotland in autumn, and from autumn to early winter in Shetland and on the north-western grounds. In the deeper waters of the North Sea they are most abundant in mid-winter in the regions between our east coast and the Fisher Bank, while in the more northern regions their maximum abundance occurs in the months of spring (*see* Chart, Pl. IV).

At Faeroe we have evidence of a double maximum in spring and autumn.

Fig. 41 is a curve of a different kind, showing the percentage of Small Haddock to the total catch of all sizes of that fish at various seasons in areas XXIII and XXIX. It will be seen that the small fish are proportionately most numerous in spring, and least so in autumn, the latter season corresponding with the influx of the shoal of Large Haddock. Towards the end of 1904, while Small Haddock were not abnormally scarce, the large fish were unusually numerous. The chief interest of these diagrams lies in the close correspondence between the curves for the two large areas off the east coast of Scotland, indicating a great uniformity in the distribution of the various sizes of fish.

In Table V are shown the average annual catches of Haddock in the various Scottish fishery districts during the 20 years from 1886 to 1905, the ports of Aberdeen, Montrose, and Leith being the only ones where the trawling catch forms an important part of the whole. It will be seen that on the East Coast as a whole there is a double maximum in February and October, and this double maximum is also shown in the separate statistics for Leith, Montrose, and Aberdeen. In the East Coast line-fishing ports from Eyemouth to Banff the maximum is in February, except at Anstruther, where the December average is slightly greater. From Buckie to Wick on the other hand the maximum is usually in October, but a month earlier at Cromarty. In Orkney and Shetland the maximum is in January and February respectively. Turning to the West Coast, the maximum at Stornoway and Loch Broom is in December, thence southward to

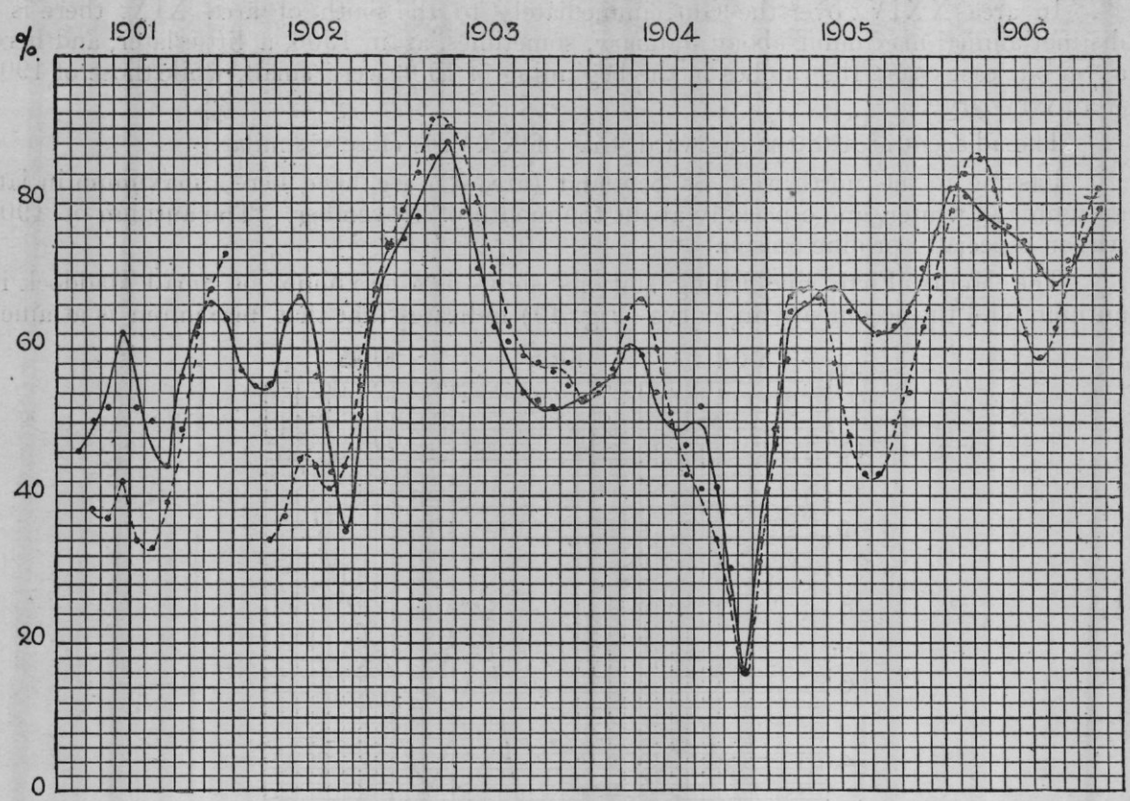

FIG. 41.—Monthly percentages of SMALL HADDOCK (in total catch of Haddock) in areas XXIII and XXIX : 1901–6, (area XXIII—— area XXIX - - - -).

Greenock it varies from February to April, while at Ballantrae (where it is no doubt interfered with by Herring fishing in the early spring) the maximum appears in October.

TABLE V.—Average Monthly Catch of HADDOCK, in cwts., at the under-mentioned ports for the twenty years 1886–1905.

Area.	Jan.	Feb.	Mar.	Apr.	May.	June.	July.	Aug.	Sept.	Oct.	Nov.	Dec.
Eyemouth ...	3540	**3825**	2916	2376	1720	263	127	59	167	2098	2681	2638
Leith	9136	**10298**	8283	6576	7088	8431	8157	9329	**12522**	11948	10702	10803
Anstruther ...	1951	1949	1636	1678	1909	1762	1270	1641	1303	2016	1911	**2030**
Montrose ...	9485	**10396**	6068	6067	7724	7070	4270	5092	7810	8223	7997	6796
Stonehaven ...	2623	**3162**	1432	1051	1269	1106	414	310	1208	2104	1920	1422
Aberdeen ...	22771	26863	**29970**	22254	23983	25525	23673	26648	31249	**32438**	30148	29030
Peterhead ...	5763	**7094**	3587	3044	2227	1056	654	492	725	1968	2358	2483
Fraserburgh ...	3923	**4997**	4344	4073	1274	329	157	143	1686	2575	2990	2611
Banff	4313	**5808**	5328	4827	1799	1023	682	754	4166	4889	4968	3694
Buckie	3763	3208	2948	1649	1263	1055	258	381	3560	**5592**	5558	4208
Findhorn ...	2818	2942	2836	1817	1265	1347	891	1020	2816	**3406**	3383	3251
Cromarty ...	818	932	676	564	506	593	400	469	**1080**	1025	966	1002
Helmsdale ...	554	288	262	265	262	271	118	129	783	**957**	900	756
Lybster	137	124	81	61	74	62	7	7	76	**191**	179	167
Wick	810	619	342	364	354	345	284	390	1023	**1424**	1396	974
Orkney	**662**	627	206	248	368	434	60	419	560	661	584	653
Shetland ...	3909	**4828**	2898	1210	643	503	456	246	518	1332	3145	4422
Stornoway ...	1250	865	677	576	499	679	644	864	796	1559	1744	**1993**
Barra Loch ...	—	—	—	2	1	4	15	9	8	7	—	—
Broom Loch ...	328	266	178	98	57	158	236	305	369	343	317	**380**
Carron	93	**112**	66	33	25	35	48	54	55	52	65	69
Fort William ...	36	**42**	31	13	9	9	10	12	12	27	23	31
Campbeltown ...	109	148	**157**	111	74	54	34	31	54	96	92	114
Inveraray ...	47	86	**99**	72	23	6	—	—	—	6	10	15
Rothesay ...	118	**141**	**141**	124	64	39	29	39	58	69	88	98
Greenock ...	87	103	109	**115**	94	47	41	57	65	87	80	69
Ballantrae ...	230	236	250	247	161	91	86	130	282	**363**	333	252
Scotland	80134	**89911**	70997	60679	54736	52304	43376	49081	72960	**85458**	84596	80035

TABLE VI.—Mean Catch of EXTRA LARGE HADDOCK per 100 hours' trawling (Aberdeen Trawlers) during the years 1901–1906.

Area.	Jan.	Feb.	Mar.	Apr.	May.	June.	July.	Aug.	Sept.	Oct.	Nov.	Dec.	Mean.
VI	—	—	5·3	5·1	1·5	—	—	—	1·0	1·7	—	—	2·9
VII	—	·8	1·5	1·8	·7	0·0	—	—	—	—	—	—	1·0
VIII	—	—	1·2	1·5	·6	—	—	—	—	—	—	—	1·1
IX	—	—	—	—	—	—	·9	·4	0·0	5·6	1·8	·6	1·6
X	1·4	2·4	2·9	2·5	2·7	3·5	2·8	2·6	2·6	1·9	1·4	·9	2·3
XI	·6	·9	1·7	·7	·2	·1	0·0	0·0	·6	·3	·2	·3	·5
XII	·3	·6	2·7	·9	·3	·2	·5	·1	·1	·3	·3	·2	·5
XIII	3·6	1·2	1·1	2·6	12·3	7·9	12·1	13·7	33·2	26·2	3·0	4·6	10·1
XIV	·9	1·6	3·4	1·7	·1	1·3	1·6	3·8	3·7	2·9	4·5	2·7	2·4
XV	·5	1·4	2·8	·9	0·0	0·0	0·0	·3	·2	·6	·2	·3	·6
XVI	·5	1·8	5·8	1·3	0·0	—	—	—	—	0·0	·1	·4	1·2
XVII	·8	·5	1·4	·9	3·4	3·2	2·8	5·0	·9	·5	·5	·5	1·7
XVIII	·6	·8	1·7	·5	0·0	·2	0·0	·1	·1	·1	·1	·3	·4
XIX	·3	2·8	5·2	·5	0·0	0·0	0·0	0·0	0·0	0·0	·2	·2	0·8
XX	·4	4·8	6·3	3·4	0·0	0·0	0·0	0·0	·4	·1	·1	·1	1·3
XXIII	0·0	0·0	·2	0·0	·1	·1	·1	·2	·3	·1	·1	0·0	·1
XXIV	·8	9·8	6·5	·1	0·0	0·0	0·0	1·0	·1	·1	·3	·1	1·6
XXV	·3	4·7	1·9	1·0	0·0	·1	·4	0·0	·2	·1	·1	·1	·7
XXVI	1·3	—	7·7	3·5	0·0	1·0	·3	·8	3·5	2·5	·5	·3	1·9
XXVII	—	—	—	—	·5	—	—	6·7	8·0	3·5	4·3	2·0	4·2
XXVIII ...	—	0·0	—	—	0·0	·8	·5	—	—	·3	·4	·2	·3
XXIX	·2	·1	0·0	0·0	0·0	·1	·3	·3	·2	·1	0·0	·1	·1
XXX	·4	2·2	2·6	—	—	—	0·0	·1	·1	0·0	0·0	·1	·6
XXXI	·3	2·9	4·6	—	0·0	·2	·2	·5	·6	·7	·5	·2	·9
XXXII	—	3·0	—	—	·1	0·0	0·0	·6	2·0	2·1	1·0	1·7	1·2
XXXIII ...	—	—	—	—	—	1·3	3·9	—	5·2	6·1	—	—	4·1
XXXV	—	4·4	—	—	—	0·0	—	—	—	0·0	0 0	—	1·1
XXXVI ...	5·4	4·6	4·9	—	1·0	—	—	—	3·3	2·0	1·4	—	3·2
XXXVII ...	—	2·6	—	—	0·0	—	—	—	4·0	—	—	3·5	2·5
C	24·7	16·2	7·6	8·5	14·1	11·5	15·0	15·9	11·1	4·5	6·6	14·5	12·5
D	4·7	13·1	8·1	10·1	11·8	15·5	15·4	45·5	13·0	5·6	2·4	8·6	12·8
J	—	—	—	—	19·8	10·1	20·7	11·5	—	—	—	16·5	15·7
K	2·8	10·6	10·9	7·1	—	6·7	18·8	—	—	—	—	—	9·5
Faeroe	33·1	30·3	52·4	23·7	29·2	19·0	38·2	47·6	33·7	24·9	32·9	34·5	33·3
Iceland	—	249·4	494·0	523·0	460·2	431·8	171·4	146·9	117·0	23·0	—	—	290·7

TABLE VII.—Mean Catch of LARGE HADDOCK per 100 hours' trawling (Aberdeen Trawlers) during the years 1901–1906.

Area.	Jan.	Feb.	Mar.	Apr.	May.	June.	July.	Aug.	Sept.	Oct.	Nov.	Dec.	Mean.
VI	—	—	114·7	121·0	60·9	—	—	—	109·9	77·3	—	—	96·8
VII	—	36·0	99·6	99·2	62·2	25·0	—	—	—	—	—	—	64·4
VIII	—	—	99·4	100·0	94·7	—	—	—	—	—	—	—	98·0
IX	—	—	—	—	—	—	64·2	61·0	62·3	112 8	52·9	101·9	75·7
X	65·1	78·3	65·5	79·2	77·9	110·2	109·9	102·0	102·9	60·4	60·9	67·1	81·6
XI	67·3	55·8	76·5	87·1	58·9	38·8	31·6	97·2	74·9	66·6	64·5	50·4	54·1
XII	80·6	62·6	69·9	66·0	52·7	43·5	65·6	100·4	79·1	74·0	86·3	63·9	70·4
XIII	41·1	35·5	14·8	25·0	42·1	46·5	44·9	77·4	109·7	71·6	31·0	52·8	49·4
XIV	51·4	52·2	62·3	72·0	30·9	51·9	91·5	93·9	75·6	59·3	65·0	48·1	62·8
XV	58·2	59·1	62·1	64 8	65·8	61·5	86·4	55·0	72·9	59·4	61·7	49·6	63·0
XVI	55·1	63·5	72·6	59·7	41·9	—	—	—	—	84·3	66·5	69·1	64·1
XVII	25·8	25·7	24·3	18·0	28·9	28·5	30·5	56·6	60·4	58·1	38·0	31·4	35·5
XVIII	46·7	39·4	39·4	25·9	16·4	33·8	22·9	23·7	12·5	23·8	21·7	40·3	28·9
XIX	47·9	48·4	51·8	27·4	19·6	20·5	24·1	23·5	30·4	54·3	55·0	47·6	37·5
XX	58·8	63·0	63·9	66·8	40·9	39·8	62·0	51·7	69·9	49·0	72·6	69·6	59·0
XXIII	12·7	10·0	7·7	7·9	9·8	12·2	13·0	15·8	18·6	19·7	16·0	14·4	13·1
XXIV	44·0	43·7	51·1	18·7	18·2	14·8	21·3	17·8	18·2	33·8	56·1	54·5	32·7

TABLE VII.—*continued.*

Area.	Jan.	Feb.	Mar.	Apr.	May.	June.	July.	Aug.	Sept.	Oct.	Nov.	Dec.	Mean.
XXV	87·5	77·3	40·0	33·7	37·7	43·3	51·8	48·0	53·5	63·7	59·9	54·3	54·2
XXVI	37·6	—	106·7	69·1	35·4	51·3	65·9	54·9	92·0	79·8	60·9	67·0	65·5
XXVII	—	—	—	—	19·1	—	—	109·3	103·7	104·7	119·7	88·0	90·8
XXVIII ...	—	3·6	—	—	5·9	11·7	19·1	—	—	13·4	9·5	9·1	10·3
XXIX	11·6	8·2	3·2	3·5	12·3	20·1	27·0	26·4	33·7	29·7	23·0	18·0	18·1
XXX	35·8	41·0	32·1	—	—	—	23·5	37·7	35·2	48·0	45·4	46·5	38·4
XXXI	34·1	54·0	40·5	—	35·2	46·1	61·7	60·8	67·9	69·5	62·9	58·2	53·7
XXXII	—	57·0	—	—	40·7	51·7	72·4	56·0	76·2	77·9	61·1	59·1	61·3
XXXIII ...	—	—	—	—	—	90·8	84·7	—	66·1	118·8	—	—	90·1
XXXV	—	76·2	—	—	—	29·9	—	—	—	55·8	37·2	—	49·8
XXXVI ...	71·0	51·5	75·3	—	30·5	—	—	—	48·6	60·3	55·9	—	56·2
XXXVII ...	—	30·0	—	—	41·2	—	—	—	63·6	—	—	83·3	54·5
C	269·4	238·3	130·6	107·5	133·0	126·8	162·4	242·6	181·8	163·6	177·8	189·0	176·9
D	53·9	123 3	59·1	71·3	84·7	91·2	161·0	139·6	106·1	57·9	53·8	168·8	97·6
J	—	—	—	—	228·7	127·7	168·0	203·3	—	—	—	266·6	198·7
K	10·8	44·1	83·9	99·1	—	70·8	167·4	—	—	—	—	—	79·4
Faeroe	105·5	99·8	160·3	106·8	129·5	97·2	96·8	111·6	82·4	74·2	80·7	61·2	100·5
Iceland	—	·3	15·6	45·5	20·0	62·3	37·6	40·2	85·4	14·2	—	—	35·7

TABLE VIII.—Mean Catch of MEDIUM HADDOCK per 100 hours' trawling (Aberdeen Trawlers) during the years 1901–1906.

Area.	Jan.	Feb.	Mar.	Apr.	May.	June.	July.	Aug.	Sept.	Oct.	Nov.	Dec.	Mean.
VI	—	—	30·7	39·9	19·1	—	—	—	29·0	25·7	—	—	28·9
VII	—	20·8	46·5	54·5	34·1	23·5	—	—	—	—	—	—	35·9
VIII	—	—	51·4	53·4	26·8	—	—	—	—	—	—	—	43·9
IX	—	—	—	—	—	—	22·9	20·6	19·6	40·2	19·8	33·3	26·1
X	23·4	22·8	23·0	26·4	14·6	17·3	21·0	32·3	32·3	24·4	25·1	26·3	24·1
XI	30·3	25·4	39·0	41·5	31·1	32·2	24·6	33·3	25·3	32·9	31·3	27·8	31·2
XII	40·1	37·8	36·0	45·9	45·4	35·9	32·3	41·5	46·2	38·1	40·4	33·1	39·4
XIII	16·2	31·2	12·5	12·4	7·3	10·0	15·6	23·7	28·9	20·1	12·3	18·1	17·4
XIV	22·7	25·8	34·0	27·9	17·4	17·9	28·6	28·4	30·4	24·1	25·8	22·9	25·5
XV	28·2	29·3	34·5	35·2	22·5	30·0	41·4	25·9	25·5	28·0	28·8	25·6	29·7
XVI	37·3	32·2	36·3	28·0	23·7	—	—	—	—	27·6	32·3	36·0	31·7
XVII	18·2	19·3	15·3	10·4	12·5	12·3	18·4	36·9	34·9	38·2	31·5	24·5	22·7
XVIII	21·6	20·4	23·8	17·6	11·5	18·5	12·9	14·4	8·9	12·9	13·0	21·8	16·4
XIX	28·2	33·1	28·8	13·6	13·3	11·5	17·5	14·8	18·3	23·5	22·3	30·4	21·3
XX	43·2	42·8	37·1	29·0	21·8	13·1	24·1	37·3	32·0	37·9	31·2	46·8	33·1
XXIII	8·1	5·5	4·7	6·3	6·7	8·7	10·1	11·2	14·6	16·1	12·5	11·8	9·7
XXIV	37·3	23·2	23·4	8·2	13·2	11·5	12·0	12·1	13·5	19·6	21·7	34·0	19·1
XXV	68·7	18·9	24·0	18·0	15·8	18·0	27·0	35·5	34·7	36·4	36·3	34·4	30·6
XXVI	20·9	—	34·0	31·9	17·1	16·3	26·1	38·4	38·2	37·7	36·5	39·5	30·6
XXVII	—	—	—	—	18·5	—	—	40·7	44·2	41·6	38·4	27·8	35·2
XXVIII... ...	—	2·2	—	—	4·4	15·9	17·3	—	—	10·4	5·6	5·4	8·7
XXIX	8·7	5·0	2·0	2·8	6·0	10·4	17·9	17·1	23·0	21·8	19·2	13·2	12·2
XXX	36·3	26·9	20·5	—	—	—	20·6	39·7	37·7	25·8	37·1	39·4	31·6
XXXI	32·7	28·6	31·5	—	17·3	24·7	32·3	32·7	33·0	44·0	35·3	40·6	32·1
XXXII	—	18·7	—	—	18·9	18·9	18·2	29·4	51·1	50·2	41·4	49·2	33·0
XXXIII... ...	—	—	—	—	—	30·7	37·8	—	35·7	38·4	—	—	35·6
XXXV	—	7·8	—	—	—	23·7	—	—	—	30·3	19·2	—	20·2
XXXVI... ...	35·4	13·8	25·9	—	13·2	—	—	—	37·6	29·0	41·1	—	28·0
XXXVII ...	—	12·6	—	—	7·5	—	—	—	67·1	—	—	50·3	34·4
C	53·8	47·6	30·9	21·5	24·5	29·8	47·0	66·5	49·1	55·9	54·9	55·9	44·7
D	18·8	37·4	15·9	19·9	20·1	20·7	34·3	34·7	30·9	24·8	31·2	37·8	27·2
J	—	—	—	—	50·5	34·7	57·7	79·3	—	—	—	97·3	63·9
K	10·9	19·7	24·5	34·3	—	39·9	55·2	—	—	—	—	—	30·6
Faeroe	12·0	5·6	3·9	6·7	6·8	4·9	14·9	16·6	44·3	64·7	32·0	21·5	19·5
Iceland	—	0·0	0·0	·8	·2	2·2	1·6	9·9	25·2	3·2	—	—	4·8

TABLE IX.—Mean Catch of SMALL HADDOCK per 100 hours' trawling (Aberdeen Trawlers) during the years 1901–1906.

Area.	Jan.	Feb.	Mar.	Apr.	May.	June.	July.	Aug.	Sept.	Oct.	Nov.	Dec.	Mean.
VI	—	—	38·4	**43·5**	20·7	—	—	—	23·3	28·9	—	—	31·0
VII	—	21·5	57·8	**59·3**	39·9	38·5	—	—	—	—	—	—	43·4
VIII	—	—	62·0	**64·8**	32·2	—	—	—	—	—	—	—	53·0
IX	—	—	—	—	—	—	27·1	22·4	29·2	**56·1**	23·3	48·4	34·4
X	37·8	38·9	38·9	38·7	15·2	15·6	24·2	35·3	35·9	40·3	**50·3**	46·4	34·8
XI	49·5	45·3	**57·0**	52·8	38·3	47·0	30·9	47·1	39·0	41·6	43·2	48·0	45·0
XII	26·9	48·9	58·5	57·8	**73·0**	51·6	39·0	41·8	55·5	50·7	37·9	42·9	48·7
XIII	24·5	**112·1**	37·2	37·2	14·9	12·5	24·7	24·3	21·7	40·0	24·5	30·0	33·6
XIV	40 8	55·7	**75·3**	45·5	32·7	28·2	54·3	51·6	52·9	52·3	54·4	51·9	49·6
XV	46·6	54·8	63·7	62·1	38·3	53·9	**71·0**	47·6	48·7	38·7	44·7	49·7	51·6
XVI	49·0	57·5	**69·5**	63·1	35·6	—	—	—	—	34·3	36·4	50·8	49·5
XVII	58·3	69·2	56·3	40·9	32·0	29·6	41·8	73·8	80·2	101·0	**102·0**	74·1	63·3
XVIII	62·4	67·9	**79·6**	58·5	43·2	44·4	34·6	33·7	34·0	41·2	42·2	67·0	50·7
XIX	45·3	52·9	**65·4**	39·2	32·9	29·0	37·1	40·8	37·1	34·8	39·5	52·3	42·2
XX	51·1	60·1	67·9	**69·9**	41·5	25·8	31·1	43·9	38·7	39·1	43·3	59·2	47·6
XXIII	42·4	23·9	21·5	24·9	27·9	30·2	35·9	41·8	46·4	**69·6**	57·8	60·8	40·3
XXIV	**102·6**	58·4	60·5	41·3	45·4	41·0	30·3	35·4	37·5	45·5	50·8	85·3	52·8
XXV	**153·5**	64·1	48·5	48·6	40·4	42·7	35·9	41·4	55·0	50·7	62·0	71·7	59·5
XXVI	31·0	—	25·4	59·0	39·1	33·2	26·2	38·4	48·4	59·1	50·9	**71·7**	43·9
XXVII	—	—	—	—	48·5	—	—	**49·0**	42·6	32·3	28·6	19·8	36·8
XXVIII ..	—	9·0	—	—	13·1	53·8	35·5	—	—	**57·4**	33·6	24·2	32·4
XXIX	51·1	19·6	14·2	16·6	31·4	30·8	38·6	43·3	56·2	71·5	**75·9**	56·6	42·1
XXX	**105·9**	104·3	90·9	—	—	—	40·4	53·7	48·8	52·4	71·0	103·0	74·5
XXXI	116·0	94·8	93·3	—	43·3	63·1	38·3	49·7	58·5	74·2	64·2	**116·8**	73·8
XXXII	—	29·1	—	—	38·0	29·7	20·8	45·5	62·0	59·1	63·8	**101·1**	49·9
XXXIII ...	—	—	—	—	—	37·1	31·9	—	**49·9**	43·5	—	—	40·6
XXXV	—	45·8	—	—	—	35·2	—	—	—	48·8	**60·8**	—	47·7
XXXVI ..	59·4	31·6	72·1	—	19·9	—	—	—	59·5	63·5	**70·2**	—	53·7
XXXVII ...	—	20·2	—	—	29·2	—	—	—	**67·8**	—	—	25·4	35·6
C	22·1	37·5	24·8	22·6	18·6	32·3	51·8	50·0	47·2	66·8	**67·4**	56·7	41·5
D	33·2	47·6	22·4	28·2	23·0	28·6	29·5	28·2	36·0	**53·9**	35·3	30·9	33·1
J	—	—	—	—	36·6	35·4	46·9	**74·7**	—	—	—	86·9	56·1
K	9·4	47·7	50·9	**55·6**	—	89·4	72·9	—	—	—	—	—	54·3
Faroe	10·1	28·2	12·8	8·4	4·7	11·0	10·9	6·3	29·5	**40·2**	20·7	15·6	16·5
Iceland	—	0·0	0·0	·7	·5	17·1	23·5	8·6	**36·7**	0·0	—	—	9·7

TABLE X.—Mean Catch of EXTRA SMALL HADDOCK per 100 hours' trawling (Aberdeen Trawlers) during the years 1905–1906.

Area	Jan.	Feb.	Mar.	Apr.	May.	June.	July.	Aug.	Sept.	Oct.	Nov.	Dec.	Mean.
VI	—	—	0·0	0·0	·3	—	—	—	0·0	**·9**	—	—	·2
VII	—	0·0	0·0	·3	**1·6**	0·0	—	—	—	—	—	—	·4
VIII	—	—	**7·2**	0·0	0·0	—	—	—	—	—	—	—	2·4
IX	—	—	—	—	—	—	0·0	0·0	0·0	0·0	0·0	0·0	0·0
X	0·0	0·0	**1·9**	·8	·8	·4	·3	0·0	·2	·2	0·0	1·7	·5
XI	0·0	·7	·5	·4	0·0	1·2	0 0	0·0	0·0	·5	0·0	**3·0**	·5
XII	0·0	·6	1·2	1·5	0·0	0·0	0·0	0·0	0·0	**3·7**	·2	·8	·7
XIII	2·5	·2	1·5	**7·2**	·8	·2	0 0	0·0	0·0	0·0	0·0	0·0	1·0
XIV	1·2	2·3	**3·4**	2·5	0·0	0·0	0·0	·5	0·0	·9	·4	**3·4**	1·2
XV	·2	1·4	1·1	·8	0·0	0·0	0·0	0·0	0·0	·2	1·2	1·1	·5
XVI	·7	1·3	**2·8**	1·4	0·0	—	—	—	—	0·0	·8	1·1	1·0
XVII	4·9	3·3	**8·8**	3·2	2·6	1·3	·9	0·0	0·0	0·0	0·0	3·9	2·4
XVIII	1·2	·8	7·2	2·9	**7·9**	2·1	1·2	0·0	·5	·5	2·3	3·3	2·5
XIX	·6	2·5	2·5	0·0	·9	**3·1**	·7	·2	0·0	0·0	1·8	·9	1·1
XX	1·6	2·2	2·3	·7	1·6	**6·0**	0·0	1·5	0·0	0·0	4·3	0·0	1·7
XXIII	9·1	**14·9**	13·0	11·2	12·1	8·2	2·4	·9	·7	2·9	3·4	3·3	6·8
XXIV	1·7	**3·7**	·4	0·0	·9	3·3	2·6	·2	·2	·5	0·0	0·0	1·3

TABLE X—*continued.*

Area.	Jan.	Feb.	Mar.	Apr.	May.	June.	July.	Aug.	Sept.	Oct.	Nov.	Dec.	Mean.
XXV	0·0	·4	1·6	2·4	·6	3·1	0·0	·1	0·0	·9	·1	1·0	·8
XXVI	9·8	—	4·2	0·0	0·0	4·7	0·0	0·0	6·5	0·0	0·0	0·0	2·3
XXVII	—	—	—	—	0·0	—	—	0·0	·2	0·0	0·0	0·0	0·0
XXVIII ...	—	10·5	—	—	0·0	0·0	10·5	—	—	4·4	0·0	3·1	4·1
XXIX	6·7	11·5	6·1	1·2	2·8	3·0	1·8	1·6	0·0	1·7	3·9	1·2	3·5
XXX	0·0	1·7	1·1	—	—	—	·6	0·0	0·0	1·9	0·0	0·0	·6
XXXI	0·0	·6	0·0	—	0·0	·4	·4	·2	0·0	0·0	0·0	0·0	·1
XXXII	—	0·0	—	—	0·0	2·5	0·0	0·0	0·0	0·0	0·0	0·0	·3
XXXIII ...	—	—	—	—	—	0·0	0·0	—	0·0	0·0	—	—	0·0
XXXV	—	15·2	—	—	—	2·0	—	—	—	0·0	0·0	—	4·3
XXXVI ...	0·0	5·2	0·0	—	1·2	—	—	—	0·0	0·0	0·0	—	·9
XXXVII ...	—	2·3	—	—	0·0	—	—	—	0·0	—	—	0·0	·6
C	0·0	0·0	0·0	0·0	·4	·2	·1	0·0	0·0	0·0	1·8	·5	·2
D	·5	·4	0·0	·3	·6	·1	·2	0·0	0·0	0·0	0·0	7·4	·8
J	—	—	—	—	·6	0·0	0·0	0·0	—	—	—	0·0	·1
K	0·0	0·0	·5	·3	—	0·0	0·0	—	—	—	—	—	·1
Faroe	0·0	0·0	0·0	0·0	·1	·1	0·0	0·0	0·0	0·0	·8	0·0	·1
Iceland	—	0·0	0·0	0·0	0·0	0·0	0·0	0·0	0·0	0·0	—	—	0·0

TABLE XI.—Mean Catch of TOTAL HADDOCK per 100 hours' trawling (Aberdeen Trawlers) during the years 1901–1906.

Area.	Jan.	Feb.	Mar.	Apr.	May.	June.	July.	Aug.	Sept.	Oct.	Nov.	Dec.	Mean.
VI	—	—	189	210	103	—	—	—	163	135	—	—	160
VII	—	79	205	215	138	87	—	—	—	—	—	—	145
VIII	—	—	221	220	154	—	—	—	—	—	—	—	198
IX	—	—	—	—	—	—	115	104	111	215	97	182	137
X	128	143	132	148	111	147	158	172	174	127	138	142	143
XI	148	128	175	183	129	119	87	178	140	142	139	130	141
XII	148	151	168	172	171	131	137	184	181	167	165	141	160
XIII	88	178	67	85	77	77	97	139	194	158	71	106	111
XIV	117	138	179	150	81	99	176	178	163	140	150	129	142
XV	134	146	164	164	127	146	199	129	147	127	137	127	145
XVI	143	156	187	154	101	—	—	—	—	146	136	157	148
XVII	108	118	106	74	79	75	94	172	176	198	172	134	126
XVIII	133	129	152	105	79	99	72	72	56	78	79	133	99
XIX	122	140	154	81	67	64	79	79	86	113	119	131	103
XX	155	173	177	170	106	85	117	134	142	126	152	176	143
XXIII	72	54	47	50	57	59	62	70	81	109	90	91	70
XXIV	186	139	142	68	78	71	66	66	69	99	129	174	107
XXV	310	165	116	104	95	107	115	125	143	152	159	162	146
XXVI	101	—	178	164	92	107	119	133	189	179	149	178	144
XXVII	—	—	—	—	87	—	—	206	199	182	191	138	167
XXVIII	—	25	—	—	23	82	83	—	—	86	49	42	56
XXIX	78	44	26	24	53	65	86	89	113	125	122	89	76
XXX	178	171	147	—	—	—	85	131	122	128	154	189	145
XXXI	183	181	170	—	96	135	133	144	160	189	163	216	161
XXXII	—	108	—	—	98	103	111	132	191	189	167	211	146
XXXIII	—	—	—	—	—	160	158	—	157	207	—	—	171
XXXV	—	149	—	—	—	91	—	—	—	135	117	—	123
XXXVI	171	107	178	—	66	—	—	—	149	155	169	—	142
XXXVII	—	68	—	—	78	—	—	—	203	—	—	163	128
C	370	340	194	160	191	201	276	375	289	291	308	317	276
D	111	222	106	130	140	156	240	248	186	142	123	254	171
J	—	—	—	—	336	208	293	369	—	—	—	447	335
K	34	121	171	196	—	207	314	—	—	—	—	—	174
Faroe	161	164	229	146	170	132	161	182	190	204	167	133	170
Iceland	—	250	510	570	481	513	234	206	264	41	—	—	341

THE WHITING. (*Gadus merlangus.*)

It is in all cases necessary to remember that the statistics with which we are at present mainly concerned are trawl statistics, and refer accordingly to fishing in the deeper waters. This is especially to be borne in mind in dealing with such a fish as the Whiting, which we know to resort at times in great shoals to the shallow waters of the shore; this phenomenon of periodic migration shorewards will have to be dealt with by help of information drawn from other sources. It also deserves to be remembered that Whiting, and especially trawled Whiting, are of small value in the market, and are often thrown overboard in large quantities, especially by trawlers working on the more distant grounds. For this reason as well as for want of information relating to the different sizes and ages of this fish, our statistics of the Whiting are much less easy to interpret than are those of Cod and Haddock.

The average catch in our trawling area, as represented in Fig. 42, is greatest to the northward, even if we exclude those most northern areas of all for which our statistics



FIG. 42.—Mean catch of WHITING, in cwts., per 100 hours' trawling, in various areas: 1901–6, (Faroe 3 cwts., Iceland 7 cwts.).

are very imperfect. It is considerably less to the westward than to the eastward of Orkney and Shetland, and it diminishes as we come southward in the North Sea, the numbers remaining fairly high along the east coast of Scotland.

The mean density over our North Sea areas may be stated approximately at about 20 cwts. per 100 hours' fishing.

The quantities brought from Faroe and Iceland are very small, but for the reason already stated they cannot be safely taken as a measure of the local abundance of fish.

The smallest Whiting landed by the Aberdeen trawlers are those from the near grounds off the east coast of Scotland, while those from Iceland are by much the largest. The average (median) size off the east coast is 11 inches (28 cm.), from the middle and southern grounds 12·2 inches (31 cm.) in both cases, from the Shetland and western grounds 13·4 and 13·8 inches respectively, and from Faroe and Iceland 15·4 and 19·3 inches. One-tenth of the fish from the east coast are below 9·5 and one-tenth above 13 inches; from the southern and middle grounds one-tenth are below 10·6 inches, and one-tenth above 14·2 and 14·6 respectively: from Shetland one-tenth below 11·8 and one-tenth above 15·8: from the western grounds one-tenth below 12·6 and one-tenth above 15·8: from Faroe one-tenth below 13·4 and one-tenth above 18·5: from Iceland one-tenth below 16·1 and one-tenth above 23·6. The largest fish from the east coast was 18·5 inches (47 cm.), and the largest from Iceland 29·5 inches (75 cm.).

Over the great majority of our trawling areas Whiting tend to show a maximum in winter or early spring, with a corresponding minimum in summer. In the Shetland area (X) the annual wave is clearly shown, and the maximum is regularly in winter-time about November or December (Fig. 43). On the other hand, the small-line catches indicate a maximum in summer-time, suggesting a migration shorewards at that season (Table XII, page).

Passing directly southwards from the Shetland area, we have again a regular wave shown us in area XIV, the period of maximum, however, being later than at Shetland,

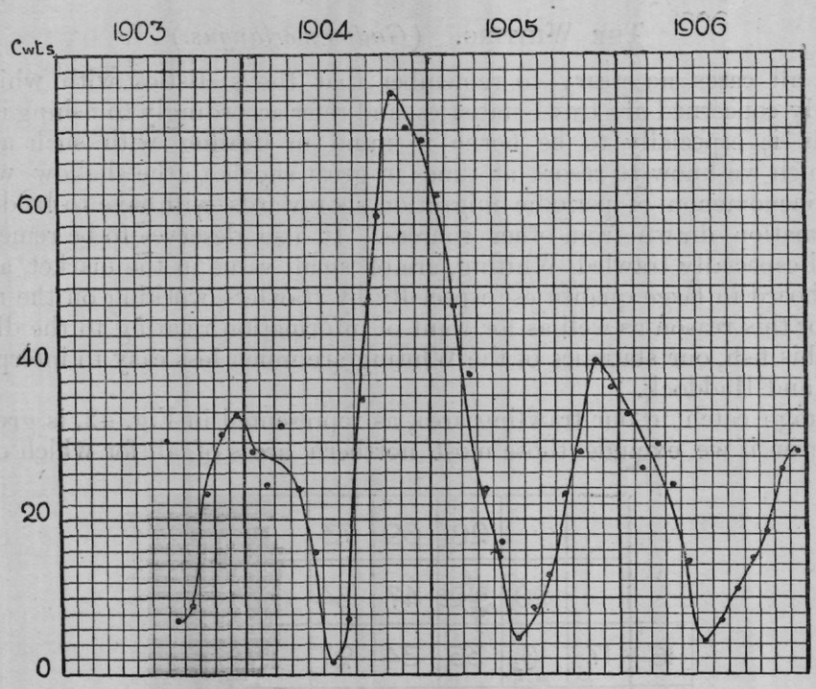

FIG. 43.—Mean monthly catches of WHITING, in cwts., per 100 hours' trawling, in area X : 1903–6, (smoothed curves).

namely in early spring (Fig. 44). It will be noticed that the catches were exceptionally large in the spring of 1905.

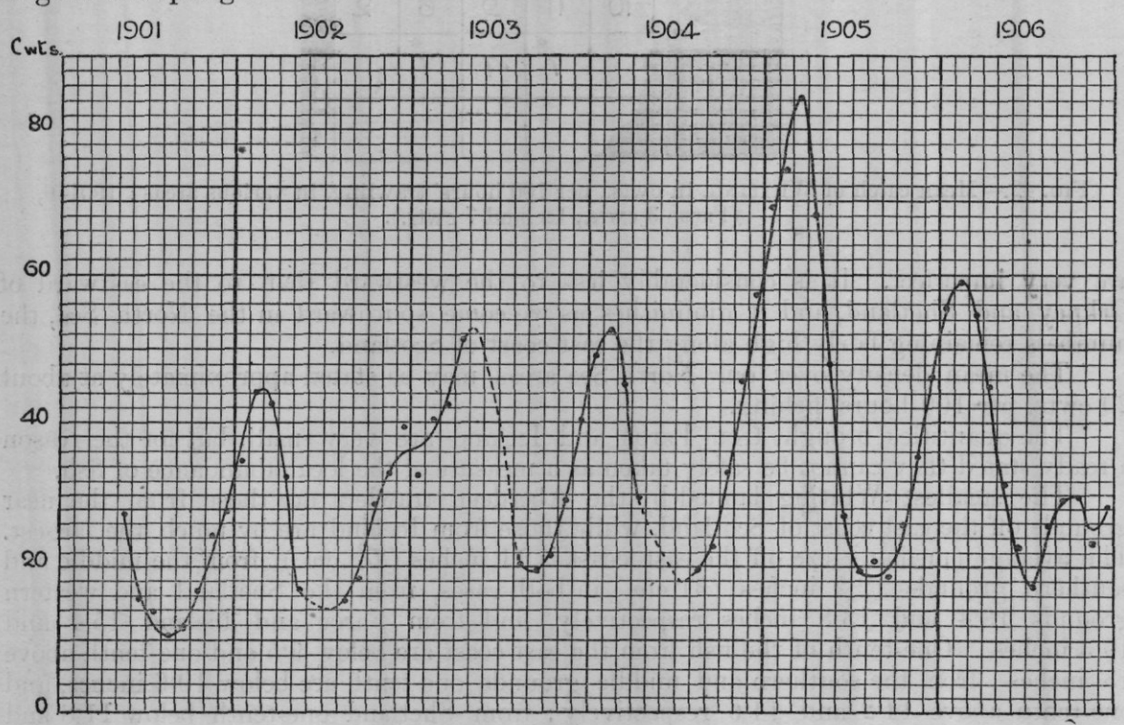

FIG. 44.—Mean monthly catches of WHITING, in cwts., per 100 hours' trawling, in area XIV : 1901–6, (smoothed curves).

Still further southwards in area XVIII a similar winter or early spring maximum is indicated, the actual date of maximum varying from January to March.

Passing to area XXIX, eastward of the Firth of Forth, we have here again, though with greatly reduced catches, evidence of a winter maximum (Fig. 45). The high maxima here shown in the winter of 1902–3 are based on some exceptional catches in January.

Off the north-west of Scotland, in areas C and D, the maximum is still in winter-time, and in December, 1904, and one or two following months, the catches off Rona and Sule Skerry were exceptionally large.

Passing to area XXV, in the middle of the North Sea, as we approach the Fisher Bank, the maximum is still in winter-time from about December to February.

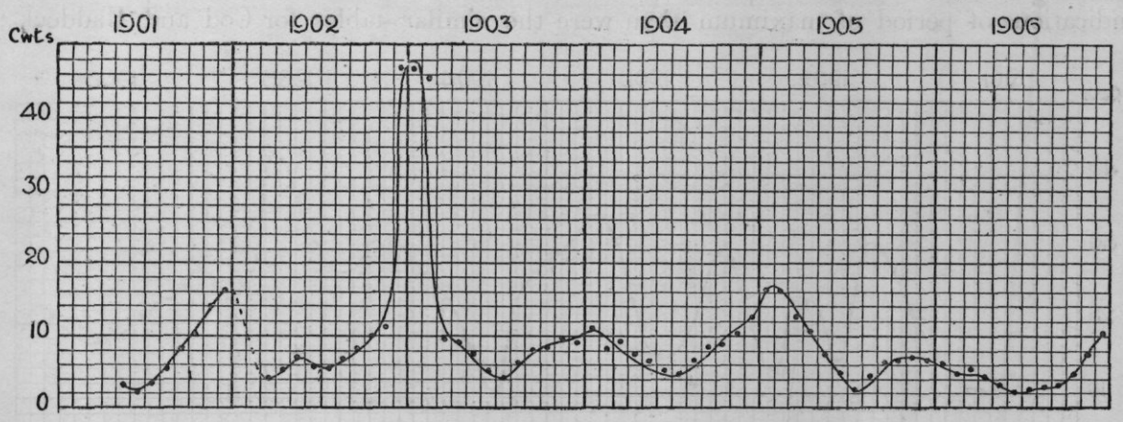

FIG. 45.—Mean monthly catches of WHITING, in cwts., per 100 hours' trawling, in area XXIX : 1901–6, (smoothed curves).

On the other hand, in the adjacent area XXIV, south of the Witch Ground (Fig. 46) we find a regular maximum about August or September, extending onwards more or less to winter-time.

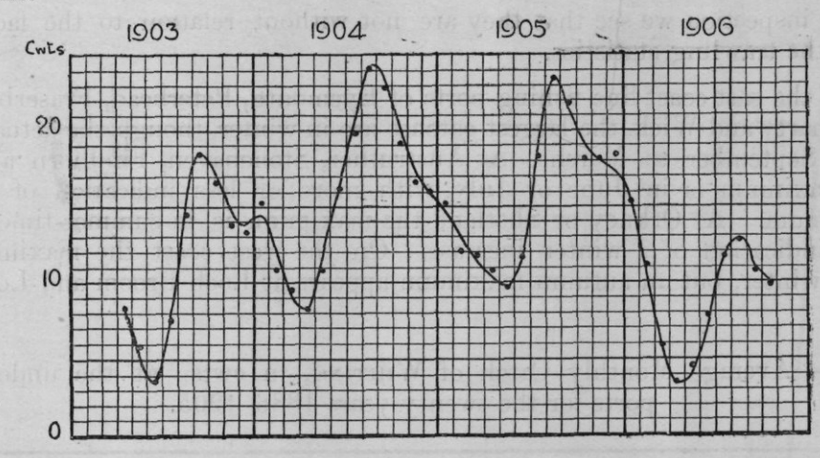

FIG. 46.—Mean monthly catches of WHITING, in cwts., per 100 hours' trawling, in area XXIV : 1903–6, (smoothed curves).

In area XXIII and XIX (Figs. 47 and 48), we have indications of a double maximum, that of early autumn being more or less distinct from that of winter, and these two maxima are again more or less clearly indicated off the Scotch coast from Orkney southward.

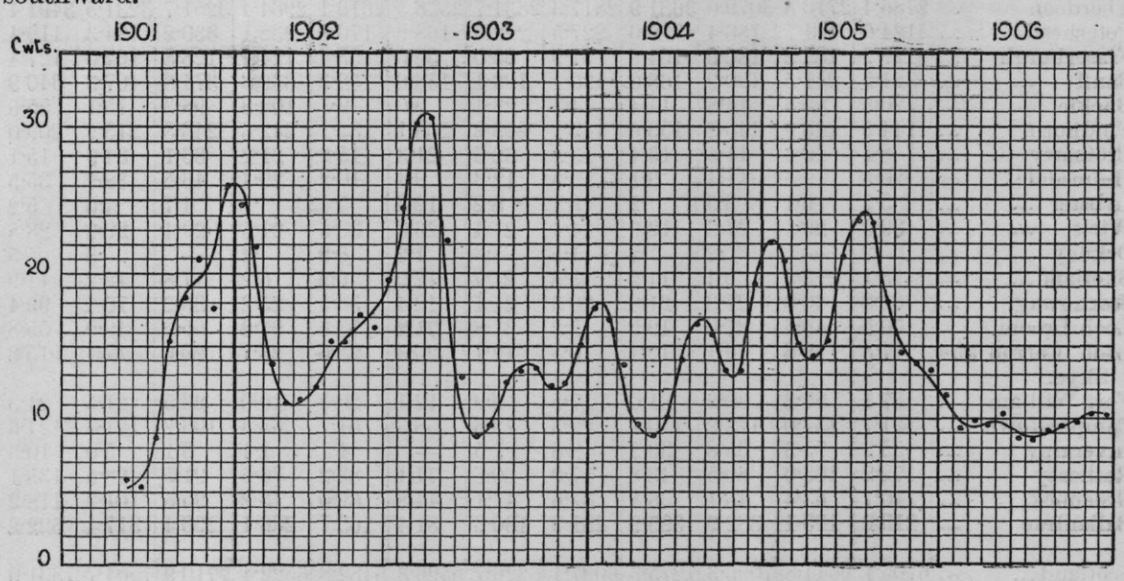

FIG. 47.—Mean monthly catches of WHITING, in cwts., per 100 hours' trawling, in area XXIII : 1901–6, (smoothed curves).

An inspection of Table XII, in which we show as usual the average quantities of Whiting landed at the Scotch ports, appears at first sight to be much less regular in its indications of period of maximum than were the similar tables for Cod and Haddock ;

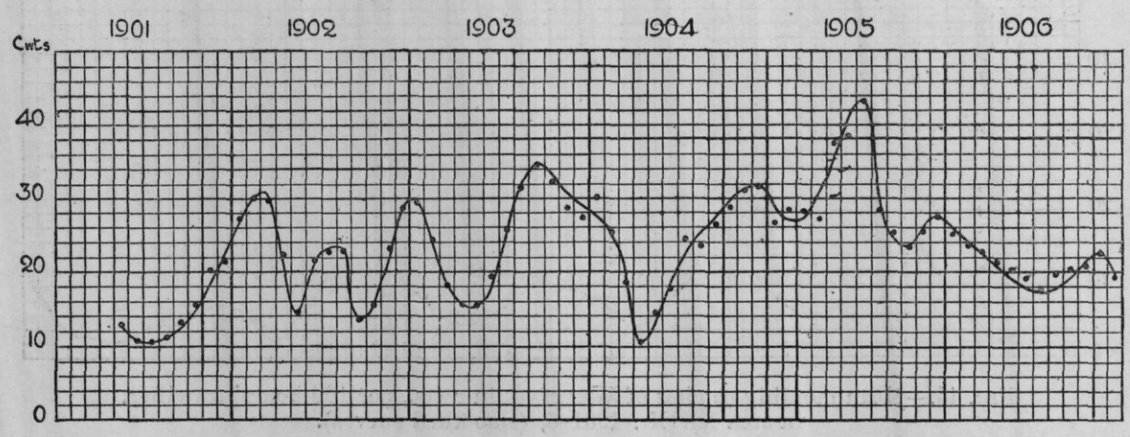

FIG. 48.—Mean monthly catches of WHITING, in cwts., per 100 hours' trawling, in area XIX : 1901–6, (smoothed curves).

but on closer inspection we see that they are not without relation to the facts we have drawn from the trawling statistics.

Thus at the east coast line-fishing ports of Eyemouth, Peterhead, Fraserburgh, Banff, Buckie, Cromarty and Wick, the largest catches are in winter, though the actual maximum varies from September to March. At Anstruther, Stonehaven, Findhorn and Lybster, the actual maximum is in June or July, with more or less indication of a secondary winter maximum. At Orkney or Shetland the maximum is in summer-time, again with a secondary indication of a winter increase. On the west coast the maximum is very generally in winter, but an autumn maximum appears at Loch Broom and Loch Carron.

TABLE XII.—Average Monthly Catch of WHITING, in cwts., at the under-mentioned ports for the twenty years 1886–1905.

Area	Jan.	Feb.	Mar.	Apr.	May.	June.	July.	Aug.	Sept.	Oct.	Nov.	Dec.
Eyemouth ...	**384·5**	376·1	318·1	221·1	113·3	55·3	38·2	17·2	25·8	190·9	212·5	296·5
Leith	1106·1	1346·0	**1413·6**	1191·8	1021·5	1092·7	1013·8	941·9	899·9	1072·2	1138·7	973·7
Anstruther ...	118·1	118·9	109·5	117·6	152·7	**164·1**	143·0	113·4	107·1	133·3	121·4	111·2
Montrose ...	**523·3**	439·5	476·6	515·5	**581·4**	555·4	469·7	314·3	454·3	608·5	535·6	436·0
Stonehaven ...	119·1	64·7	72·6	90·3	166·3	**300·6**	**289·1**	275·7	318·3	416·0	329·8	167·0
Aberdeen ...	2786·4	2710·8	3079·0	**3681·9**	2817·3	2831·7	2558·5	2616·1	2964·4	3251·7	3231·5	**3491·4**
Peterhead ...	124·0	144·7	186·4	206·0	227·5	222·3	168·9	170·8	232·1	**330·2**	194·3	119·4
Fraserburgh ...	129·9	182·8	**190·0**	164·9	97·9	35·0	52·0	53·4	124·4	128·8	162·0	127·4
Banff	321·5	241·5	190·9	168·0	199·1	199·1	156·0	152·3	332·8	374·8	407·3	**340·9**
Buckie	26·3	22·5	14·8	14·4	14·1	23·4	9·0	9·7	**102·8**	98·3	75·1	55·6
Findhorn ...	144·5	143·9	140·2	153·6	143·1	**249·2**	208·1	182·1	242·6	243·8	215·9	209·0
Cromarty ...	8·1	10·4	11·5	15·4	13·1	32·6	21·3	15·2	21·2	**36·1**	**34·9**	15·1
Helmsdale ...	20·5	9·5	11·4	9·1	13·5	12·3	9·4	10·2	29·4	**46·5**	**38·7**	35·5
Lybster	5·2	6·1	3·5	·2	3·1	**8·2**	**12·5**	5·4	·7	4·7	4·0	5·2
Wick	**39·9**	29·1	27·6	12·9	14·4	21·4	26·0	30·6	21·5	29·4	29·9	28·8
Orkney	·2	—	·2	·2	1·5	1·3	1·2	**6·9**	·2	—	·3	·5
Shetland... ...	8·1	12·9	9·4	11·5	13·8	**21·7**	12·9	6·9	6·2	17·8	12·2	11·9
Stornoway ...	62·0	40·0	27·3	21·8	20·3	24·1	42·4	58·5	25·2	36·2	76·4	**99·4**
Loch Broom ...	**70·5**	49·6	27·0	19·5	5·2	33·8	**71·2**	73·6	**97·3**	65·0	49·9	55·8
Loch Carron and Skye.	17·8	**19·6**	16·1	12·1	10·8	12·1	20·3	**28·6**	24·7	20·0	17·1	15·3
Fort William ...	**37 1**	**37·8**	30·2	31·0	17·5	9·9	12·4	20·5	19·0	23·5	21·5	24·3
Campbeltown ...	121·7	134·0	**172·2**	110·7	72·3	79·8	58·3	61·7	63·5	103·2	121·8	124·6
Inveraray ...	55·2	75·3	65·8	39·2	9·8	1·5	—	1·1	1·4	3·1	5·0	10·3
Rothesay ...	**172·2**	**168·0**	80·5	43·8	47·9	60·6	71·1	83·2	76·5	91·5	98·5	135·1
Greenock ...	110·7	63·4	43·1	36·8	37·6	47·1	44·2	69·0	75·2	95·5	101·9	**118·2**
Ballantrae ...	213·2	195·1	382·9	**395·9**	281·9	130·5	81·4	163·7	266·1	290·4	317·4	**322·2**
Scotland... ...	6705·1	6644·8	7096·3	7275·3	6097·1	6226·7	5596·3	5482·8	6522·4	7710·9	7504·7	7331·0

TABLE XIII.—Mean Catch of WHITING per 100 hours' trawling (Aberdeen Trawlers) during the years 1901–1906.

Area.	Jan.	Feb.	Mar.	Apr.	May.	June.	July.	Aug.	Sept.	Oct.	Nov.	Dec.	Mean.
VI	—	—	35·6	54·1	29·0	—	—	—	10·2	10·3	—	—	27·8
VII	—	32·3	77·2	78·8	78·2	79·2	—	—	—	—	—	—	69·1
VIII	—	—	96·0	62·9	61·3	—	—	—	—	—	—	—	73·4
IX	—	—	—	—	—	—	4·7	3·7	9·5	15·8	34·2	49·5	19·6
X	36·2	32·6	30·0	37·1	6·5	5·4	3·4	13·9	23·7	29·4	32·7	52·3	25·3
XI	42·6	52·2	59·7	64·2	51·7	91·5	99·3	15·4	21·2	18·7	22·2	30·7	47·4
XII	15·6	35·1	36·4	61·9	63·0	66·3	61·6	11·8	11·5	16·5	12·9	20·7	34·4
XIII	25·0	19·5	8·6	13·7	4·0	13·6	11·1	13·5	12·9	11·8	24·3	37·1	16·3
XIV	52·8	63·0	64·1	50·7	19·4	18·8	20·2	13·9	29·5	26·0	30·9	38·5	35·6
XV	45·9	42·7	41·3	39·8	28·6	39·8	31·1	19·1	31·2	25·3	27·6	36·8	34·1
XVI	30·4	29·8	26·1	30·6	38·6	—	—	—	—	19·5	12·7	24·6	26·5
XVII	6·3	8·0	12·6	22·1	9·1	17·8	13·6	6·8	12·6	12·7	11·0	11·0	12·0
XVIII	31·9	30·3	38·1	30·1	14·9	19·0	19·8	19·4	20·2	23·3	27·1	32·9	25·6
XIX	31·3	23·7	21·2	14·8	11·9	19·7	28·2	25·3	22·1	24·2	23·1	27·0	22·7
XX	24·6	16·7	13·2	23·7	20·0	7·8	4·7	13·7	17·1	19·7	17·5	22·6	16·8
XXIII	25·3	16·2	11·6	11·2	10·4	12·6	17·4	17·5	14·3	12·4	12·3	14·7	14·6
XXIV	16·0	14·6	11·8	10·0	9·3	9·2	16·1	19·6	17·6	16·0	13·9	17·2	14·3
XXV	33·0	19·5	12·2	7·9	5·9	3·2	5·5	7·6	14·8	16·2	13·2	9·8	13·1
XXVI	4·9	—	5·3	20·1	3·6	1·6	2·6	3·7	8·0	7·1	10·1	7·9	6·8
XXVII	—	—	—	—	6·4	—	—	8·3	4·5	7·6	7·1	4·6	5·5
XXVIII ...	—	6·6	—	—	·7	11·4	4·9	—	—	8·8	6·2	6·0	6·4
XXIX	32·1	12·6	8·4	7·8	7·6	3·0	2·8	5·4	7·5	7·8	6·4	13·3	9·5
XXX	8·1	11·4	14·0	—	—	—	2·9	10·3	14·1	12·4	10·6	11·7	10·6
XXXI	7·9	12·7	15·0	—	3·3	3·7	4·6	6·0	10·2	11·8	9·8	11·7	8·8
XXXII	—	3·2	—	—	4·8	2·6	3·4	3·5	11·0	8·9	6·8	8·6	5·9
XXXIII ...	—	—	—	—	—	1·5	1·9	—	1·6	4·5	—	—	2·4
XXXV	—	10·6	—	—	—	1·3	—	—	—	10·6	4·8	—	6·8
XXXVI ...	5·3	4·3	8·5	—	1·6	—	—	—	7·1	13·3	7·9	—	6·9
XXXVII ...	—	8·1	—	—	1·7	—	—	—	11·3	—	—	6·5	6·9
C	17·7	22·2	9·6	4·3	5·0	9·6	11·3	11·5	12·4	22·7	44·1	31·5	16·8
D	22·7	9·2	9·6	4·2	2·3	6·1	3·0	2·4	1·5	7·8	3·1	5·7	6·5
J	—	—	—	—	15·8	7·4	4·5	2·7	—	—	—	51·1	16·3
K	10·5	9·4	12·8	12·2	—	34·3	11·8	—	—	—	—	—	15·2
Faroe	·4	1·7	·2	·8	·2	9·1	18·1	4·8	·4	·9	1·2	·2	3·2
Iceland	—	0·0	0·0	3·4	3·7	5·0	5·2	1·8	41·1	0·0	—	—	6·7

THE LING. (*Molva vulgaris.*)

The Ling, like the Cod, is found at all seasons of the year in all parts of the North Sea fished by the Aberdeen trawlers, but there is a very much greater discrepancy between the northern and southern waters in regard to its abundance. Fig. 49 shows for each area the average catch of Ling during our six years, and it will be seen that the



FIG. 49.—Mean catch of LING, in cwts., per 100 hours' trawling, in various areas; 1901–6, (Faroe 4 cwts., Iceland 24 cwts.).

numbers in the more southern areas are but a small fraction of those to the north of Shetland. In the northern areas the catch of Ling greatly exceeds that of Cod; in the southern areas it falls short of it in a still greater degree. In areas of the North Sea still further to the southward Ling dwindles to a vanishing quantity. It will be observed from the Chart that the quantities of Ling are somewhat greater in areas XXIV, XXX, and XXXV, that is to say, along the course of the Gut, than in the adjacent regions of similar latitude. Again we notice that around the north of Scotland from the Pentland Firth to Rona and Sule Skerry and the Minch the quantities of Ling are very small, in marked contrast to Cod, which is very abundant in these areas. Lastly the mean catch at Faroe is only 4 cwts. per 100 hours' fishing, or one-fortieth of the mean catch of Cod, and at Iceland 24 cwts., or about one-thirtieth of the Cod. The mean catch of Ling over all the areas of the North Sea dealt with in our statistics is about 10 or 12 cwts. per 100 hours' fishing, or rather less than half that of the Cod; but this average is greatly swollen by the few high figures of the northern areas. The total quantity of Ling landed by Aberdeen trawlers is about one-sixth that of Cod.

A comparatively small number of Ling, about 4,500 in all, have been measured, mostly from the Shetland region. The smallest come from the East Coast grounds, where the average (median) length is about 35·4 inches (90 cm.); from Shetland and from the Southern, Western and Middle grounds the average is about 42 inches. In all cases about one-tenth of the fish exceed 51 inches; and the largest Ling measured, from Shetland, was 63·8 inches (162 cm.) long.

In the Shetland area we have a fairly well marked double maximum of Ling annually (*see* Table XV); the periods being in April and September, with a low minimum about June and July. The autumn maximum is usually higher than that of spring; there was a high spring maximum in 1903, but in 1906 it was so small as to be scarcely visible in the curve.

In area XI (Fig. 50) to the eastward of Shetland, the two maxima are again visible, but that of spring is now very small (it was well marked in 1902), while the autumn one is characteristic of large. Still further to the east (area XII) we have but little information, but the same two maxima would appear to co-exist.

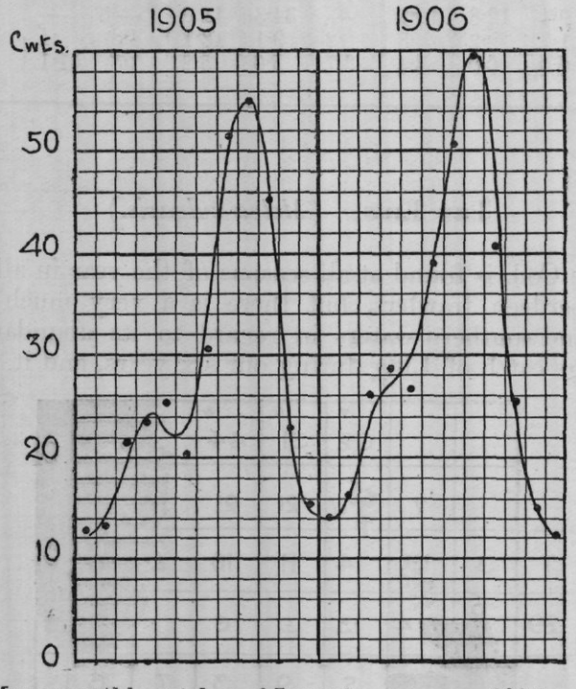

FIG. 50.—Mean monthly catches of LING, in cwts., per 100 hours' trawling, in area XI: 1905–6, (smoothed curves).

In areas XIV and XV we again find the same maxima, and they are here more or less equal in height, with a slight predominance in favour of the autumn one. Proceeding further southward we have in the area of the Pentland Firth (XVII) a curve which shows regularly the autumn maximum, but that of April, though present in 1906, is scarcely marked in any of the other years (Fig. 51). In area XVIII the April maximum disappears altogether from our curve, and the summer or autumn one, variable in date from about July or August to October, is regularly and distinctly present. The same is

true of area XIX over the witch ground, where the regular autumn maximum stands out clearly when the statistics for our six years are reduced to a single average curve (Table XV).

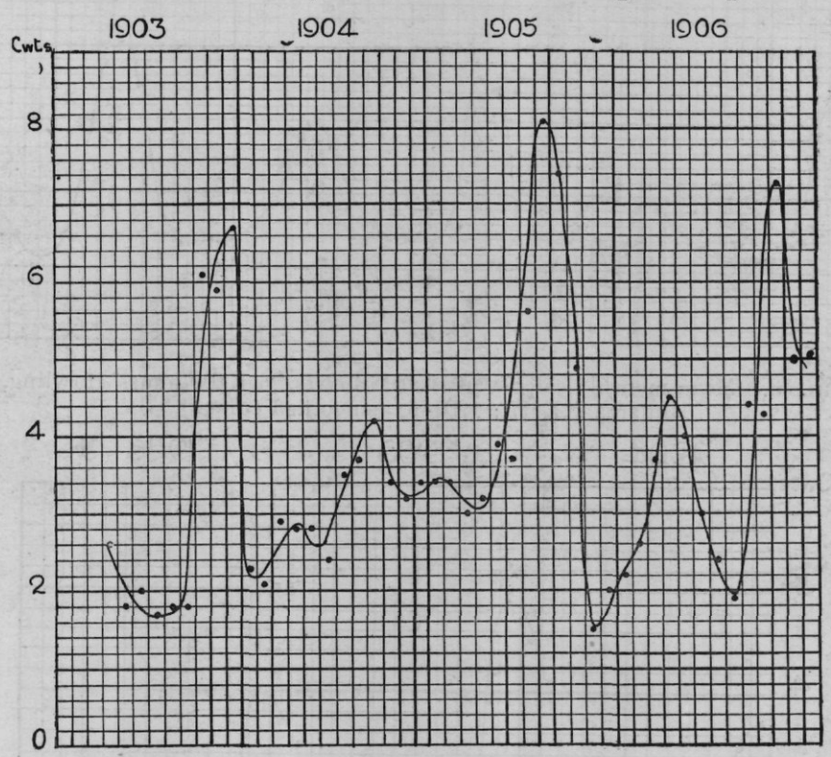

FIG. 51.—Mean monthly catches of LING, in cwts., per 100 hours' trawling, in area XVII : 1903–6, (smoothed curves).

In area XX on the other hand, the adjacent area to the eastward, it is the April maximum that is clear and large, that of autumn now disappearing (Fig. 52).

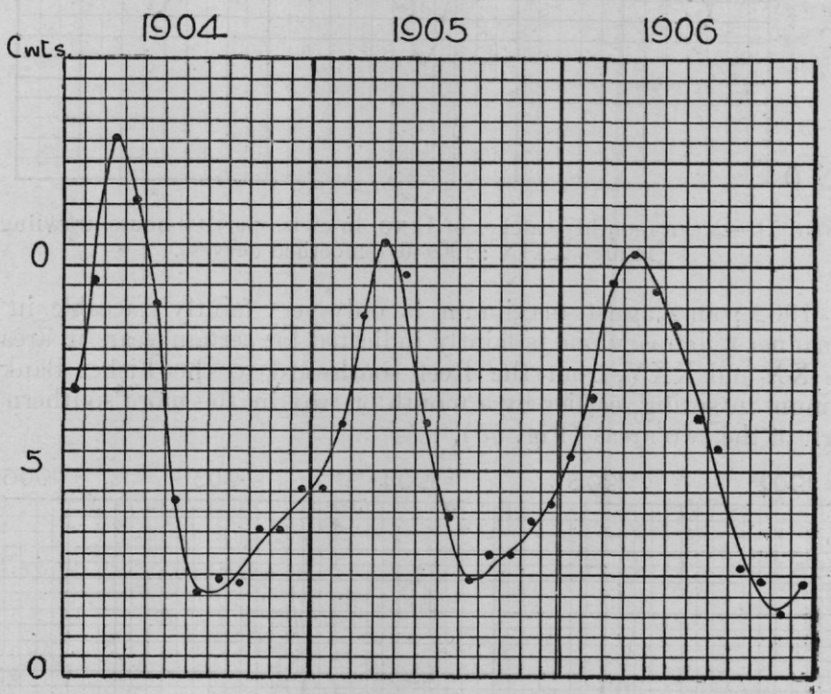

FIG. 52.—Mean monthly catches of LING, in cwts., per 100 hours' trawling, in area XX : 1904–6, (smoothed curves).

Returning to the east coast of Scotland, our curves for areas XXIII and XXIX are clear in spite of the small average catches on which they are based ; but they are notably different from one another. In the more northern of the two areas (Fig. 53) we have a maximum in July or August regularly recurring with no indication in some years, and the merest trace in others, of any other period of increase. In XXIX, on the other hand, (Fig. 54), a maximum recurs in January, clearly seen in 1904, 1905 and 1906, and

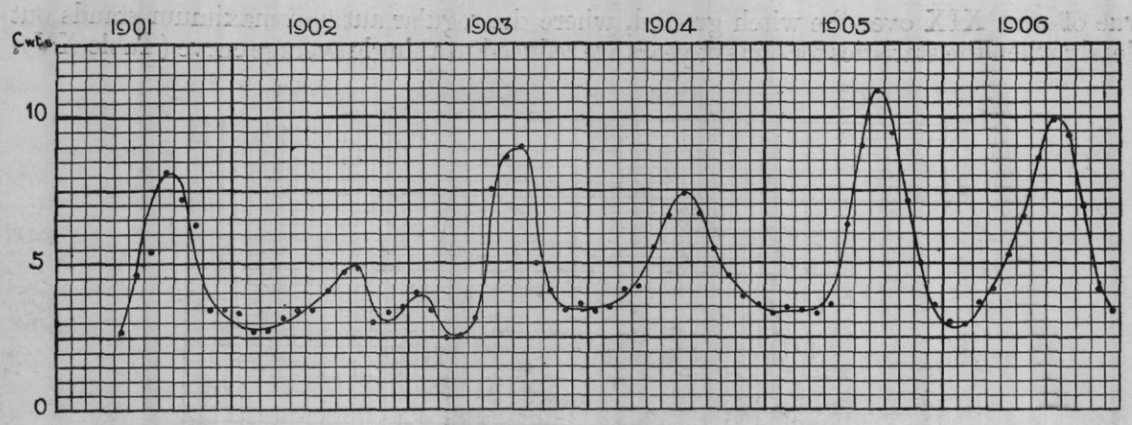

FIG. 53.—Mean monthly catches of LING, in cwts., per 100 hours' trawling, in area XXIII : 1901–6, (smoothed curves).

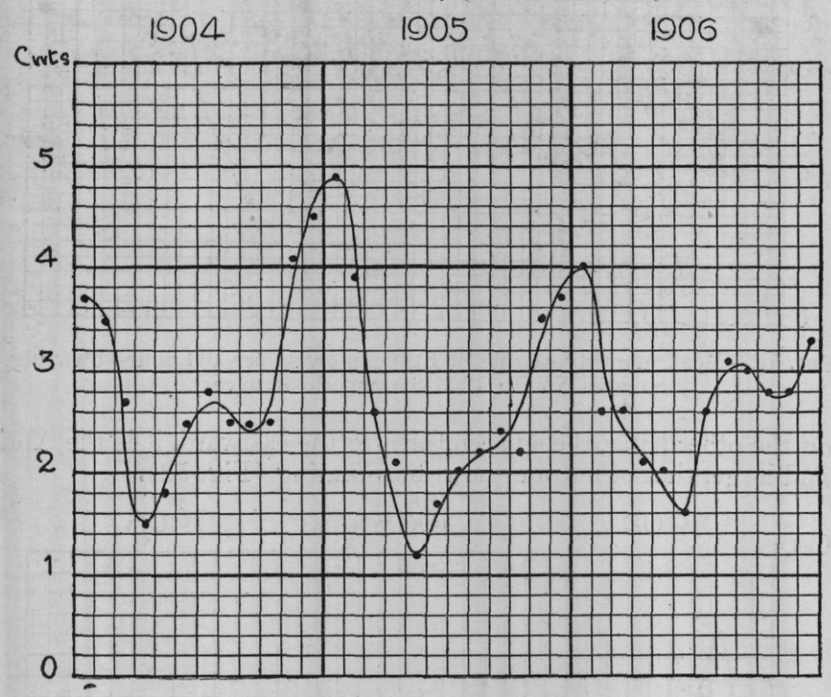

FIG. 54.—Mean monthly catches of LING, in cwts., per 100 hours' trawling, in area XXIX : 1904–6, (smoothed curves).

indicated in 1902 ; an August maximum is only very faintly traceable in area XXIX, and in like manner a January one is faintly indicated for certain years in area XXIII.

In areas XX and XXV, from the Reef southward to the Fisher Bank, we find an annual maximum in spring, earlier by a month or two in the more southern than in the more northern of the two areas (Fig. 55).

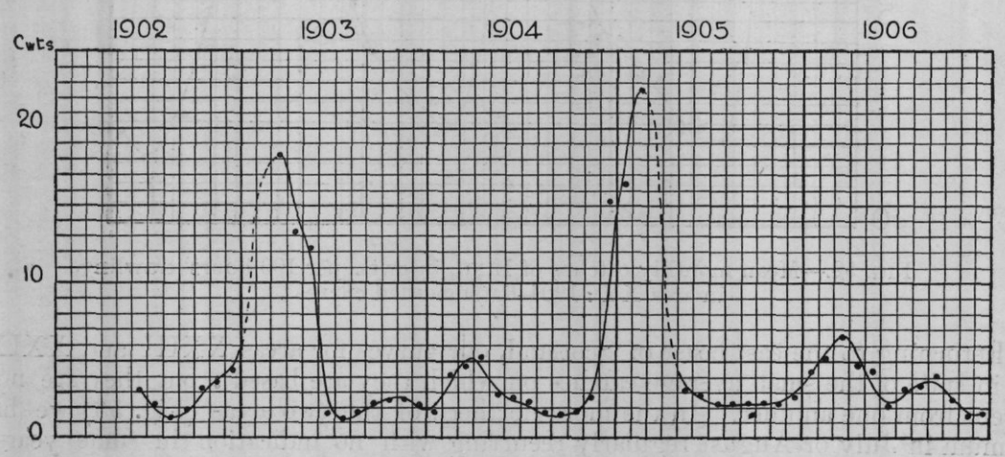

FIG. 55.—Mean monthly catches of LING, in cwts., per 100 hours' trawling, in area XXV : 1902–6, (smoothed curves).

Returning to the north-west of Scotland we have in the neighbourhood of the Minch a well-marked maximum in January, and about Rona and Sule Skerry a similar one, accompanied this time by another maximum about August.

Looking at the general statistics of the average monthly catch of Ling landed in Scotch ports during the last 20 years (Table XIV), we see that at Eyemouth (where the quantities are very small) there is a maximum in February corresponding to the result that we have obtained for our area XXIX. From Leith to Fraserburgh we regularly find the maximum about May, and while this apparently corresponds ill with our former results for area XXIII, where the maximum has been shown to take place after mid-summer, we must again call to mind the fact that line-fishing is abandoned during summer in favour of Herring fishing by the larger boats. The Moray Firth ports show in all cases a maximum in spring varying from February to April. In Orkney the maximum is in June, and at Shetland in May. In Stornoway we have a double maximum, first in February, and then a greater one in June. At Barra and Fort William it is in May; and at all the other west coast ports in March or April.

The seasons when Ling occur in comparative abundance may be briefly summarised as follows: there are in most areas two seasons of maximum in the course of the year; there is a maximum in late winter or spring in all the areas investigated, except in certain parts of the sea to the eastward of the Scottish coast. There is a maximum in January north and westward of the Orkneys, followed by a maximum from February to March along the west coast of Scotland. There is a slight maximum also about January off the south-east of Scotland, and one varying from February to April from thence towards the Fisher Bank and northward thereof. A similar maximum in February has been shown by Henking to occur in the Skagerrack. A maximum in April or May is characteristic of Shetland, also to the regions to the east thereof, and is traceable as far as the north-eastern corner of the Scottish mainland.

A summer and autumn maximum is traceable almost everywhere, except on the Fisher Bank region. It is shown by the line-fishing statistics at Stornoway in June; then about July and August, firstly at Rona and Sule Skerry, secondly off the east coast of Scotland, and thirdly, according to Henking, in the Skagerrack; it comes a little later, from August to September, in Shetland and the adjacent North Sea areas.

TABLE XIV.—Average Monthly Catch of LING, in cwts., at the under-mentioned ports during the twenty years 1886–1905.

Area.	Jan.	Feb.	Mar.	Apr.	May.	June.	July.	Aug.	Sept.	Oct.	Nov.	Dec.
Eyemouth	12·5	22·1	10·7	3·7	7·1	2·6	3·3	3·5	2·2	2·0	3·1	5·5
Leith ...	185·9	194·6	236·0	428·7	582·5	535·8	278·7	217·1	154·8	152·1	182·7	192·8
Anstruther	97·1	112·6	154·4	525·5	933·2	429·2	4·2	·3	·9	8·2	10·7	37·4
Montrose	46·1	47·5	50·3	76·6	161·4	150·0	42·1	31·8	33·2	38·3	42·5	47·9
Stonehaven.	9·3	8·5	1·9	72·5	146·4	88·7	1·8	—	·1	·1	1·8	8·4
Aberdeen	1606·4	2637·3	3891·0	5128·7	3868·0	3435·0	4380·8	4557·2	3131·1	2115·7	1581·8	1422·7
Peterhead	240·8	313·6	290·5	923·2	898·9	189·9	7·6	1·0	1·7	7·7	33·4	114·4
Fraserburgh.	566·1	635·0	493·9	591·8	993·5	176·3	9·9	1·5	8·4	50·1	64·4	105·6
Banff ...	154·6	204·5	155·7	121·5	111·6	41·9	4·7	3·7	3·8	18·9	24·4	44·1
Buckie ...	246·6	644·1	641·1	872·9	29·8	2·0	—	—	—	—	1·0	12·1
Findhorn	64·2	140·4	151·8	254·8	62·8	42·4	18·7	16·9	22·6	21·7	24·3	29·8
Cromarty	2·3	2·1	3·2	1·1	—	—	·1	·2	1·5	·7	1·1	4·9
Helmsdale	9·1	15·3	12·3	2·6	·7	1·9	—	·5	·5	·7	1·5	2·6
Lybster ...	·7	4·0	4·6	·2	—	·3	—	·1	—	—	·5	1·2
Wick ...	558·7	1455·1	1476·1	798·8	109·9	116·8	61·8	44·3	34·2	74·4	130·0	180·4
Orkney ...	36·3	230·8	343·6	918·6	991·8	1391·8	165·2	82·8	52·5	34·2	24·1	23·9
Shetland...	102·9	140·2	721·3	8467·5	11128·6	3999·2	3221·5	1568·5	291·2	130·1	120·1	254·1
Stornoway	1412·0	4842·8	4800·3	4119·3	6531·7	7974·1	3201·2	1320·5	211·1	190·7	332·9	548·2
Barra ...	44·1	398·2	897·6	1252·6	1487·8	825·8	256·5	95·9	25·5	15·1	8·0	2·8
L. Broom	104·8	451·4	912·3	404·0	193·7	158·6	49·5	34·4	54·7	35·6	22·6	48·5
L. Carron and Skye.	210·2	286·3	302·3	113·6	145·2	165·7	109·7	79·1	57·6	55·2	52·5	94·3
Fort William.	30·3	127·0	233·1	621·7	1127·9	860·4	67·5	7·3	6·7	37·0	13·2	100·4
Campbeltown.	22·6	69·5	180·4	111·3	40·6	25·3	14·5	11·2	36·1	4·9	3·8	5·4
Inveraray	·3	4·0	17·4	18·3	8·2	—	—	1·0	1·4	·2	·6	·8
Rothesay	13·7	14·5	17·4	14·8	11·5	9·6	5·8	7·2	7·5	12·7	10·7	13·0
Greenock	7·6	14·9	15·1	6·9	11·9	8·4	·9	·9	3·9	10·3	12·5	6·9
Ballantrae	62·3	188·5	192·5	76·9	26·1	17·2	13·4	4·0	4·4	13·4	22·9	15·2
Scotland ..	5834·3	13070·8	15937·1	25503·9	29164·0	20395·4	11836·6	8059·4	4138·3	3025·7	2724·3	3322·0

TABLE XV.—Mean Catch of LING per 100 hours' trawling (Aberdeen Trawlers) during the years 1901–1906.

Area.	Jan.	Feb.	Mar.	Apr.	May.	June.	July.	Aug.	Sept.	Oct.	Nov.	Dec.	Mean.
VI	—	—	45·1	54·2	67·4	—	—	—	79·7	61·7	—	—	61·6
VII	—	20·0	42·2	47·1	33·6	13·7	—	—	—	—	—	—	31·3
VIII	—	—	46·1	43·3	43·4	—	—	—	—	—	—	—	44·3
IX	—	—	—	—	—	—	5·2	6·3	8·5	6·9	10·0	2·6	6.6
X	12·3	10·1	14·7	17·6	15·8	5·6	8·4	19·1	39·2	33·3	12·9	12·7	16·8
XI	6·5	15·3	21·9	30·1	22·1	21·6	23·5	13·1	39·4	20·0	21·2	16·5	20·9
XII	11·6	16·3	15·0	38·2	19·1	30·4	26·3	12·9	25·2	16·7	20·5	14·6	20·6
XIII	38·6	5·8	3·8	2·3	1·0	5·4	7·7	14·6	19·0	9·8	19·1	55·8	15·2
XIV	9·3	11·4	14·4	17·1	13·1	7·1	17·4	20·5	16·9	15·3	11·3	10·6	13·7
XV	8·9	9·4	9·8	14·9	10·7	7·4	10·5	15·1	12·0	11·9	13·3	8·5	11·0
XVI	5·6	12·6	11·2	11·5	11·3	—	—	—	—	8·6	14·1	6·8	10·2
XVII	3·5	2·4	2·7	4·3	2·6	2·7	3·0	4·9	3·7	4·3	5·7	2·5	3·5
XVIII	8·9	9·2	9·6	9·8	13·9	13·5	18·0	15·4	16·5	15·4	13·7	9·4	12·8
XIX	5·2	5·4	6·3	8·4	8·2	10·3	10·4	13·3	12·5	10·0	8·2	5·0	8·6
XX	4·9	6·5	8·8	15·3	9·3	4·9	5·9	2·9	2·4	3·4	4·3	4·3	6·1
XXIII	3·4	3·1	3·5	4·0	3·6	5·8	9·9	9·4	9·3	6·0	3·5	3·4	5·4
XXIV	5·0	10·2	6·9	10·3	8·4	10·5	12·5	9·4	10·7	9·5	6·3	5·6	8·8
XXV	3·8	6·2	4·9	5·0	2·9	2·5	2·0	2·2	1·8	2·5	2·7	2·7	3·3
XXVI	4·0	—	13·0	20·7	5·5	3·9	6·6	5·2	3·0	4·0	3·4	5·6	6·8
XXVII	—	—	—	—	6·9	—	—	6·4	5·4	4·4	6·3	5·8	5·9
XXVIII... ...	—	2·3	—	—	·3	4·0	4·8	—	—	4·1	2·9	1·3	2·8
XXIX	3·2	3·2	2·6	1·4	1·9	2·1	2·5	3·3	2·3	2·4	1·9	4·5	2·6
XXX	4·4	5·4	4·1	—	—	—	6·8	7·1	11·0	7·4	6·2	5·8	6·5
XXXI	3·9	4·5	4·4	—	2·9	2·8	1·8	1·7	1·7	2·4	2·7	3·9	3·0
XXXII	—	1·4	—	—	4·6	2·7	4·4	1·9	2·7	1·5	1·9	1·2	2·5
XXXIII ...	—	—	—	—	—	1·6	1·5	—	4·9	5·6	—	—	3·4
XXXV	—	4·6	—	—	—	6·5	—	—	—	9·3	9·5	—	7·5
XXXVI... ...	1·7	3·3	3·8	—	2·5	—	—	—	1·4	4·1	3·4	—	2·9
XXXVII ...	—	1·0	—	—	1·6	—	—	—	1·2	—	—	·3	1·0
C	4·8	1·1	2·4	1·1	1·4	3·3	4·8	4·1	4·8	1·8	·9	1·3	2·6
D	19·2	8·8	5·8	7·2	2·9	7·5	6·0	3·2	5·4	5·3	1·0	2·1	6·2
J	—	—	—	—	·8	1·9	16·2	13·8	—	—	—	·2	6·6
K	36·1	36·3	27·1	27·8	—	19·1	25·6	—	—	—	—	—	28·7
Faroe	3·3	4·2	6·9	6·5	6·3	3·3	2·6	3·9	2·9	3·6	1·7	2·4	4·0
Iceland	—	20·0	18·1	63·8	57·8	26·2	7·5	9·5	8·0	7·8	—	—	24·4

THE SAITHE. (*Gadus virens.*)

The average distribution of Saithe over our North Sea areas is somewhat similar to that of Ling. The quantities are by much the highest in the areas north and east of Shetland, and are very low off the east coast of Scotland and in the south and south-east parts of the North Sea (Fig. 56). They are somewhat higher than those of Ling in our

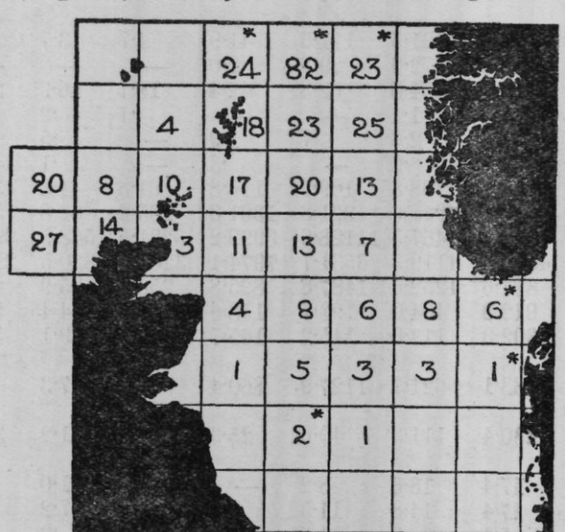

FIG. 56.—Mean catch of SAITHE, in cwts., per 100 hours' trawling: 1901–6, (Faroe 103 cwts., Iceland 75 cwts.).

north-western areas in the neighbourhood of Cape Wrath, and are again notably higher than those of Ling both at Faroe and Iceland.

The mean density over our North Sea trawling areas is much the same as that of Ling, and may be stated as a first approximation at 12 or 13 cwt. per 100 hours' fishing.

About 1,200 Saithe have been measured from the Shetland Grounds, and small numbers from the East Coast and Western and Middle Grounds. At Shetland and the Western Grounds the average size was respectively 14·2 and 15·7 inches ; on the Middle and East Coast Grounds 31·1 and 38·6 inches. The largest fish was from the East Coast Grounds and measured 42·5 inches (108 cm.).

The seasonal distribution of Saithe may in most areas be traced easily and clearly, there being comparatively seldom an indication of a double maximum and the quantities often falling to zero, or nearly so, in the season of scarcity.

In area XIX (over the Witch Ground) the curve shows a regular annual wave, culminating about July or August, and falling to a low minimum in the winter months (Fig. 57). The maximum in 1901 was very low, but that for 1902 was

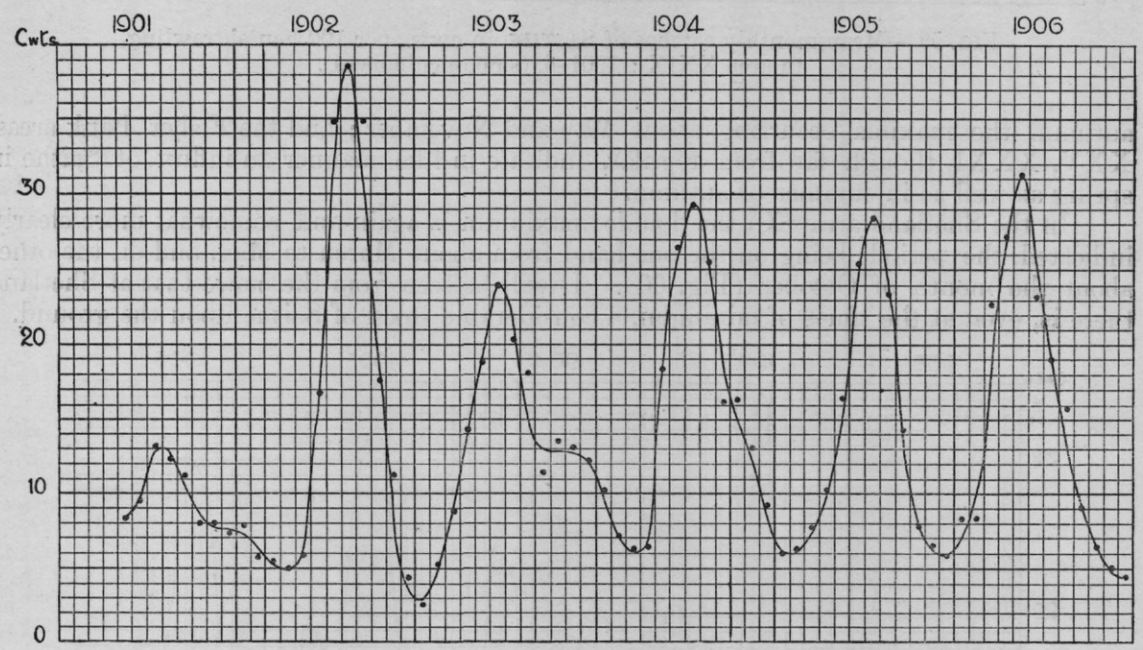

FIG. 57.—Mean monthly catches of SAITHE, in cwts., per 100 hours' trawling, in area XIX : 1901–6, (smoothed curves).

unusually high. In the two east coast areas, XXIII (Fig. 58) and XXIX (Fig. 59), the curve is identical in general features, and is equally clearly marked, in spite of the fact that the total catch of Saithe in both areas, and especially in the latter, is very small.

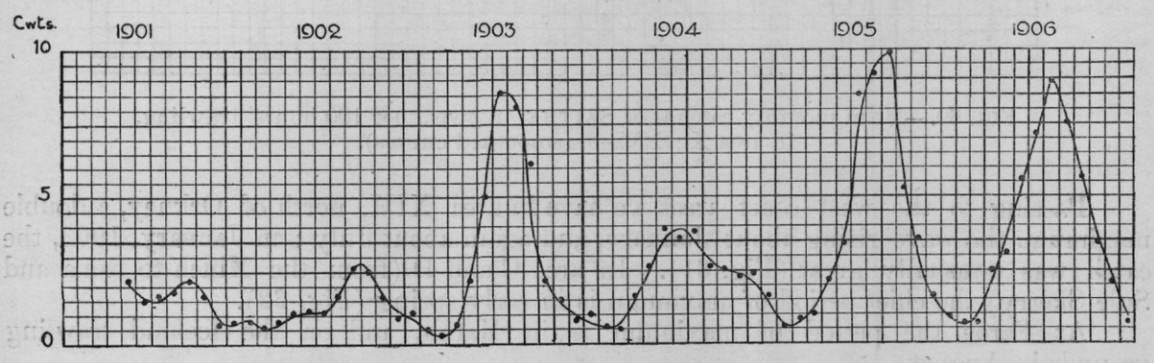

FIG. 58.—Mean monthly catches of SAITHE, in cwts., per 100 hours' trawling, in area XXIII : 1901–6, (smoothed curves).

In area XXIII both in 1901 and 1902 and also in 1904 the curves are very much lower than in the other years. A very similar period of maximum is indicated by the majority of our North Sea areas (*e.g.* XIV, XVIII, XIX, XXIV), but a difference is apparent on the one hand in Shetland, and on the other hand in the areas to the northward of the Fisher Bank.

In area XX, which includes the Reef and Ling Bank, though our statistics leave much to be desired, they are sufficient to indicate a double maximum in spring and

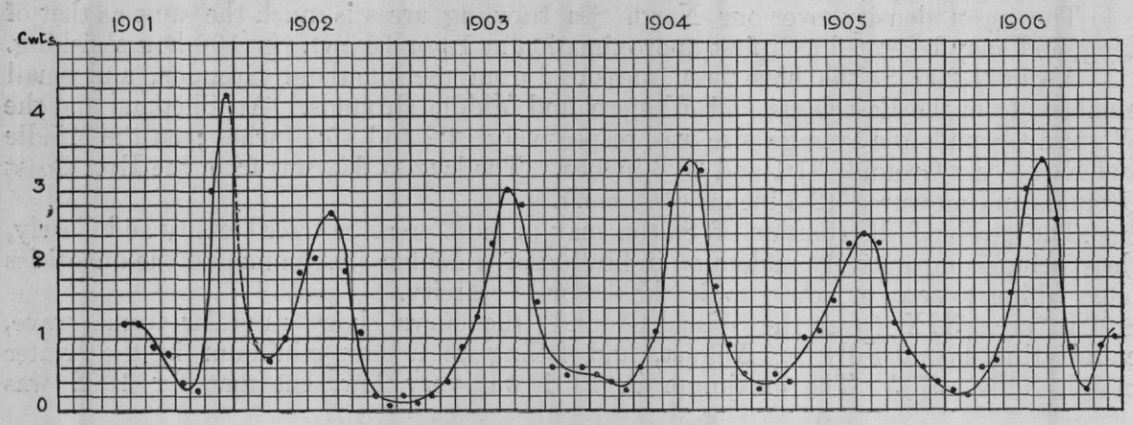

FIG. 59.—Mean monthly catches of SAITHE, in cwts., per 100 hours' trawling, in area XXIX : 1901–6, (smoothed curves).

autumn, the maxima occurring about May and November ; and the Fisher Bank areas, XXV, XXXI, though far from regular, indicate in like manner an influx of Saithe in spring as well as in summer or autumn.

In the Shetland area (X) the double maximum is again and somewhat more clearly indicated, the periods being on the one hand from about March to May, and on the other about the month of October (Fig. 60). It will be seen from the curve that at Shetland there is, even at the times of minimum, a considerable stock of Saithe upon the ground.

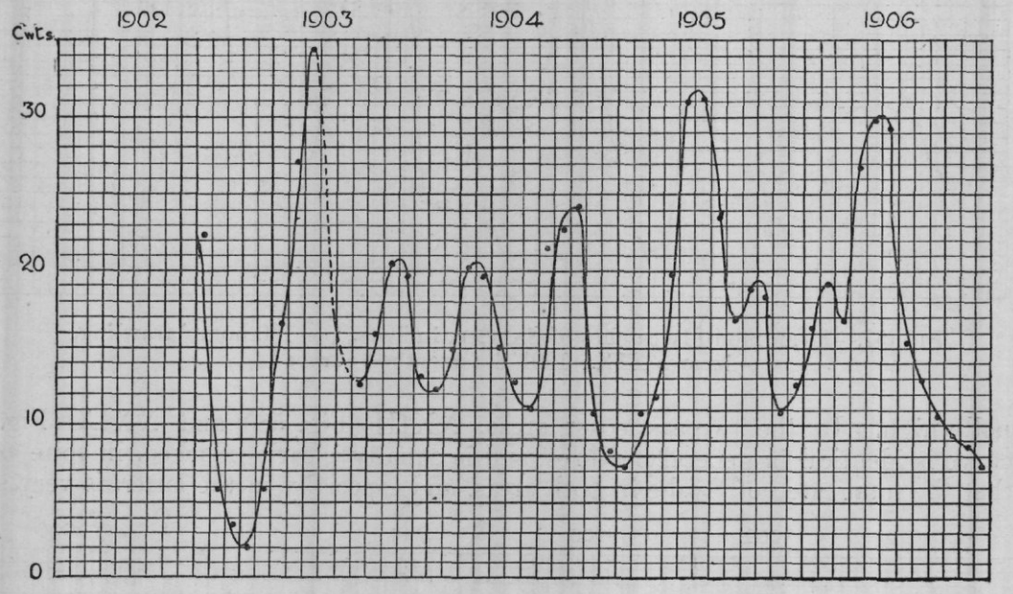

FIG. 60.—Mean monthly catches of SAITHE, in cwts., per 100 hours' trawling, in area X : 1902–6, (smoothed curves).

Passing to the west coast areas we have in area XIII, north of Orkney, a double maximum, the wave rising about January, and again about July ; in January, 1903, the catch was unusually great (Fig. 61). In area C and D (from the Minch to Rona and Sule Skerry) the chief period of maximum is in early spring (Fig. 62).

At Faroe the period of maximum is in March, and on the Iceland trawling grounds in August.

The line statistics ot the east coast ports (Table XVI) show a maximum catch of Saithe in almost all cases about May and June, but certain of the Moray Firth ports, and especially Buckie and Wick, show also increased catches of Saithe about January ; they have no doubt shared in that winter migration of the fish which our trawling statistics showed us to take place at Orkney (area XIII).

At Orkney and Shetland the line catch reaches a maximum in June. At Stornoway we have a June maximum, and a supplementary smaller one in January.

The statistics of the smaller west coast ports are somewhat irregular ; at Loch Broom

there is a high maximum in February, and a smaller one in May or June. At Campbeltown and Inveraray the maximum is in July and August; at Rothesay in October or November; at Ballantrae the maximum is in February, with a small subsequent increase in October.

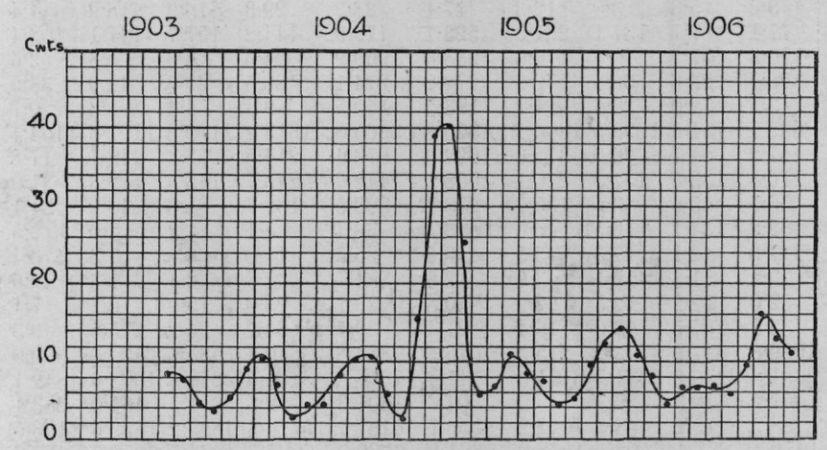

FIG. 61.—Mean monthly catches of SAITHE, in cwts., per 100 hours' trawling, in area XIII : 1903–6, (smoothed curves).

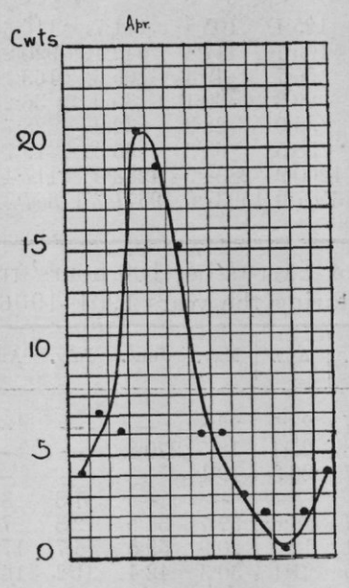

FIG. 62.—Mean monthly catches of SAITHE, in cwts., per 100 hours' trawling, in area C (Rona and Sule Skerry); mean of years 1901–6.

Summarising the foregoing statements, we find that on the north-west and west of Scotland there is an influx of Saithe, as a rule in early spring, with a second maximum at Stornoway in summer, and in the Clyde area in the autumn months. In the North Sea, in the neighbourhood of the Fisher Bank, the movements of the fish are somewhat irregular, but again indicate a double maximum in spring and autumn. At Shetland there is likewise a double influx in spring and autumn, but over the whole of the North Sea areas between Shetland and the mainland on the one hand, and the Fisher Bank on the other, there is one main influx of Saithe in the summer time, culminating in June or July, and extending more or less from May to September.

TABLE XVI.—Average Monthly Catch of SAITHE, in cwts., at the under-mentioned ports during the twenty years 1886–1905.

Area.	Jan.	Feb.	Mar.	Apr.	May.	June.	July.	Aug.	Sept.	Oct.	Nov.	Dec.
Eyemouth ...	5·2	5·3	3·0	12·3	17·1	28·2	**29·3**	16·9	18·9	4·4	5·6	2·4
Leith ...	77·1	87·7	137·1	231·5	**523·1**	479·9	144·2	157·7	147·1	108·4	106·0	84·2
Anstruther...	120·3	57·2	40·8	170·6	958·6	**960·2**	24·3	6·6	5·8	2·6	4·4	37·2
Montrose ...	25·7	23·8	36·4	79·9	272·2	**274·1**	60·5	29·9	42·9	36·5	42·9	44·2
Stonehaven	3·5	12·0	0·6	4·2	**193·5**	160·5	9·3	4·4	1·3	0·7	0·8	9·4
Aberdeen ...	632·7	751·6	1299·5	1806·2	**4825·8**	3265·0	1613·2	1119·3	1191·6	1154·4	1118·6	925·7
Peterhead ...	117·2	54·7	96·0	375·6	**1092·3**	673·4	214·5	58·4	48·7	17·8	57·6	140·0
Fraserburgh	116·8	133·5	151·9	220·1	**1008·7**	442·6	243·7	113·5	120·3	81·9	74·5	78·1
Banff ...	56·1	65·6	83·5	155·7	270·1	**308·5**	139·7	87·8	40·0	34·1	32·1	37·8
Buckie ...	**183·2**	134·1	176·5	113·6	33·4	36·4	4·1	1·2	2·0	2·5	5·7	27·6
Findhorn ...	47·0	42·1	47·3	43·5	**49·5**	35·6	11·0	6·8	1·3	3·4	5·8	15·7
Cromarty ...	3·2	1·8	12·1	3·7	**12·8**	4·7	4·6	2·4	1·5	·6	2·2	10·0
Helmsdale ...	**32·0**	12·2	12·3	22·9	30·3	29·1	23·0	15·0	6·7	7·1	8·5	14·0
Lybster ...	32·5	37·5	43·0	16·4	21·4	29·7	**64·7**	56·9	75·8	9·3	13·0	11·9
Wick ...	**1229·8**	827·9	743·2	415·5	616·5	884·8	640·4	585·6	305·0	390·0	329·5	324·5
East Coast ...	2681·8	2236·2	2831·7	3731·0	**7741·4**	7618·8	3192·5	2278·6	1908·6	1849·1	1796·2	1747·6
Orkney ...	1051·2	610·3	436·7	545·9	1304·6	**1601·3**	582·6	674·5	461·0	383·1	420·9	690·4
Shetland ...	28·2	15·2	68·3	1022·2	3556·7	**6187·7**	5374·8	4859·2	1639·6	103·5	36·2	107·8
Orkney and Shetland.	1079·4	676·1	505·1	1568·0	4861·3	**7789·0**	6007·5	4933·7	2050·7	486·6	452·1	798·1
Stornoway ...	1209·4	1251·0	579·1	330·4	1419·6	**2524·9**	533·0	348·9	212·4	351·5	422·7	529·6
Barra ...	43·2	45·5	63·7	74·1	**200·6**	132·0	194·5	90·2	67·1	113·6	97·0	60·2
Loch Broom	50·7	**1200·7**	544·0	115·8	492·2	316·6	147·4	149·5	191·1	157·7	100·3	70·2
Loch Carron and Skye.	441·4	571·2	**836·0**	360·3	88·6	115·9	66·5	73·5	82·3	84·4	62·8	71·5
Fort-William	67·9	74·4	70·5	125·1	105·4	111·7	116·3	176·6	156·3	**221·3**	113·5	89·6
Campbeltown	148·8	126·2	91·3	105·1	417·4	842·4	**920·2**	308·0	276·3	313·1	260·5	174·3
Inveraray ...	60·3	56·2	57·4	56·7	49·4	105·6	163·4	**205·2**	138·8	139·6	108·2	93·8
Rothesay ...	50·7	45·9	36·5	29·3	30·1	35·9	36·2	42·2	65·8	**133·6**	125·7	91·2
Greenock ...	24·5	23·1	24·3	36·0	28·9	32·2	28·7	32·1	36·2	**40·5**	30·6	29·0
Ballantrae ...	34·3	723·0	361·4	58·5	63·3	36·3	19·7	6·2	22·3	**68·1**	36·1	31·9
West Coast...	2118·0	3776·8	2644·8	1260·9	2834·9	**4263·9**	2117·4	1405·4	1228·4	1584·2	1330·2	1218·1
Scotland ...	5879·1	6689·0	6031·4	6567·9	15937·6	**19671·7**	11367·3	8617·7	5237·5	3919·9	3570·8	3763·9

TABLE XVII.—Mean Catch of SAITHE per 100 hours' trawling (Aberdeen Trawlers) during the years 1901–1906.

Area.	Jan.	Feb.	Mar.	Apr.	May.	June.	July.	Aug.	Sept.	Oct.	Nov.	Dec.	Mean.
VI	—	—	28·7	23·5	22·8	—	—	—	**29·3**	15·5	—	—	24·0
VII	—	61·2	36·8	24·4	18·5	**270·8**	—	—	—	—	—	—	82·3
VIII	—	—	22·7	**26·3**	19·1	—	—	—	—	—	—	—	22·7
IX	—	—	—	—	—	—	**7·8**	3·8	2·9	2·3	2·3	2·9	3·7
X	11·2	13·4	28·7	16·6	**37·7**	36·6	12·3	7·9	25·7	11·6	6·8	10·4	18·2
XI	6·8	14·2	15·1	12·0	20·9	**59·5**	46·7	17·7	28·9	28·8	25·4	16·8	24·4
XII	15·9	32·5	23·5	21·1	30·3	**42·4**	31·2	16·1	24·2	24·4	23·7	17·2	25·2
XIII	21·2	3·5	4·9	4·6	8·2	12·9	5·7	6·2	7·6	8·5	9·5	**22·3**	9·6
XIV	9·9	9·6	14·2	7·6	8·4	16·6	27·6	**29·8**	28·6	19·1	18·2	13·4	16·9
XV	9·1	13·3	18·5	14·6	14·3	23·7	**45·5**	20·6	22·6	25·5	20·3	11·6	20·0
XVI	4·6	17·1	10·5	7·6	**28·0**	—	—	—	—	11·4	14·0	6·8	12·5
XVII	2·3	2·1	1·8	4·2	3·7	**9·4**	3·3	2·8	·5	1·0	1·5	·5	2·8
XVIII	4·2	3·7	5·0	5·9	9·2	17·3	**24·6**	12·0	13·7	14·6	14·8	9·8	11·2
XIX	5·8	8·5	6·7	7·9	12·6	23·9	**28·3**	16·8	13·1	11·7	10·4	7·0	12·7
XX	5·8	7·6	8·9	8·9	**13·1**	5·8	2·7	5·4	2·3	7·8	9·5	3·3	6·8
XXIII	·8	·3	·9	4·1	2·9	6·6	**11·3**	5·7	5·7	3·2	1·6	·9	3·7
XXIV	3·9	12·3	6·2	6·2	13·0	**18·6**	13·2	4·8	7·3	7·5	4·2	3·6	8·4
XXV	2·7	**10·3**	6·2	8·5	7·1	4·6	3·8	5·2	9·9	4·3	2·8	2·3	5·6
XXVI	1·1	—	11·3	**28·1**	11·0	4·2	6·2	3·8	12·9	6·7	2·9	1·8	8·2
XXVII	—	—	—	—	8·5	—	—	**11·6**	5·1	7·0	1·3	·9	5·7
XXVIII ...	—	·4	—	—	·4	1·1	**1·5**	—	—	·3	·3	·5	·6
XXIX	·4	·4	·3	1·1	1·2	2·1	**4·4**	2·2	1·0	·6	·4	·8	1·2
XXX	5·1	1·9	1·0	—	—	—	**13·4**	3·7	5·1	7·0	4·8	3·6	5·1
XXXI	3·1	1·7	2·7	—	4·0	3·0	3·6	2·8	4·2	**5·0**	3·4	3·7	3·4
XXXII	—	·2	—	—	9·2	1·6	1·6	3·1	2·1	1·8	2·5	**3·6**	2·9
XXXIII ...	—	—	—	—	—	**2·0**	·8	—	1·4	1·3	—	—	1·4
XXXV	—	1·4	—	—	—	2·6	—	—	—	**4·6**	·8	—	2·3
XXXVI... ...	·6	1·0	·5	—	3·5	—	—	—	2·1	2·9	**6·1**	—	2·4
XXXVII ...	—	·6	—	—	·6	—	—	—	**1·0**	—	—	·6	·7
C	4·3	6·7	6·0	**21·4**	19·0	14·9	6·0	5·8	2·9	2·0	·3	1·5	7·6
D	30·7	23·2	22·3	**34·1**	24·1	12·9	7·0	4·3	1·6	3·9	·4	·7	13·8
J	—	—	—	—	**37·0**	26·3	28·7	10·3	—	—	—	·4	20·4
K	28·8	**48·3**	22·3	26·4	—	10·0	26·2	—	—	—	—	—	27·0
Faroe	10·3	31·5	**95·0**	58·8	29·8	39·3	26·7	40·9	21·9	12·8	12·2	10·3	32·5
Iceland	—	20·8	42·0	82·6	63·5	51·6	91·1	**198·2**	103·5	18·4	—	—	74·6

THE TORSK OR TUSK. (*Brosmius brosme.*)

The Tusk differs in regard to its distribution from the Cod and Ling in several respects: its distribution is still more characteristically northern; it disappears altogether at certain seasons from areas to which at others it comes in considerable numbers; it is liable to violent fluctuations from one season to another, and in no part of our area is it found, save in comparatively small numbers. Moreover, this fish is caught in proportionately much greater numbers by line-fishing than by the trawl, the explanation being that it probably swims further from the bottom, and so avoids the net.

From Fig. 63 we see that all over our North Sea areas, southward of the Moray Firth, Tusk are practically absent, a small catch only being made in the region of the Gut,

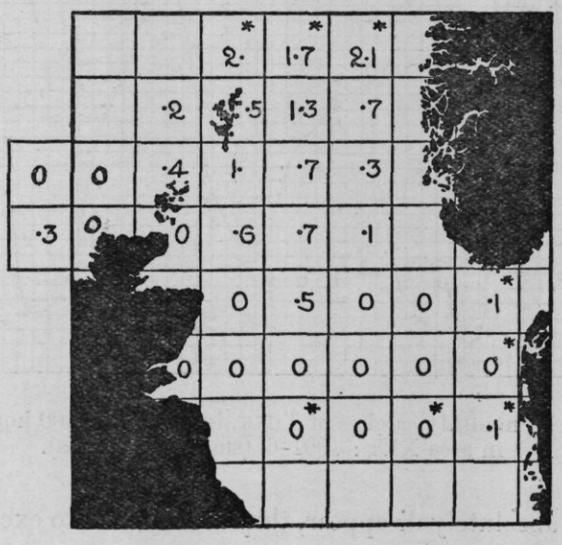

FIG. 63.—Mean catch of TUSK, in cwts., per 100 hours' trawling, in various areas: 1901–6, (Faroe ·5 cwts., Iceland 1· cwt.).

and now and then towards the Danish coast. Tusk are in like manner absent or scarce off the north-west of Scotland, but become more abundant at Orkney and Shetland and other northern parts of our North Sea areas.

The mean density over all our North Sea areas is represented by a catch of less than half a hundredweight per 100 hours' trawling. A similar figure represents the mean catch at Faroe, and the mean catch at Iceland is about $1\frac{1}{2}$ cwt.

The line catch is important at Shetland, where the average quantity landed by the large line boats is about 250 tons per annum; at Orkney it is only about 35 tons; it is somewhere about 50 tons at Stornoway, and falls to a trifling amount at all stations south of Stornoway on the west and of Peterhead on the east.

In area XIII (Fig. 64), including the northern half of the Orkneys, our trawling statistics give us a curve which shows clearly a winter maximum, culminating about

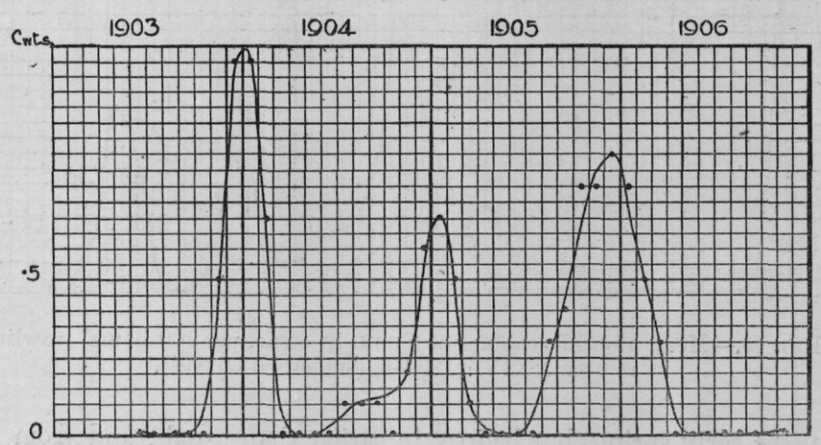

FIG. 64.—Mean monthly catches of TUSK, in cwts., per 100 hours' trawling, in area XIII: 1903–6, (smoothed curves).

December or January. By about March or April the Tusk have completely disappeared from the ground, and remain absent, or nearly so, till the late autumn.

Passing to area XIX (Fig. 65), over the Witch Ground in the North Sea, we again get a satisfactory curve, showing an annual maximum about June and July ; while

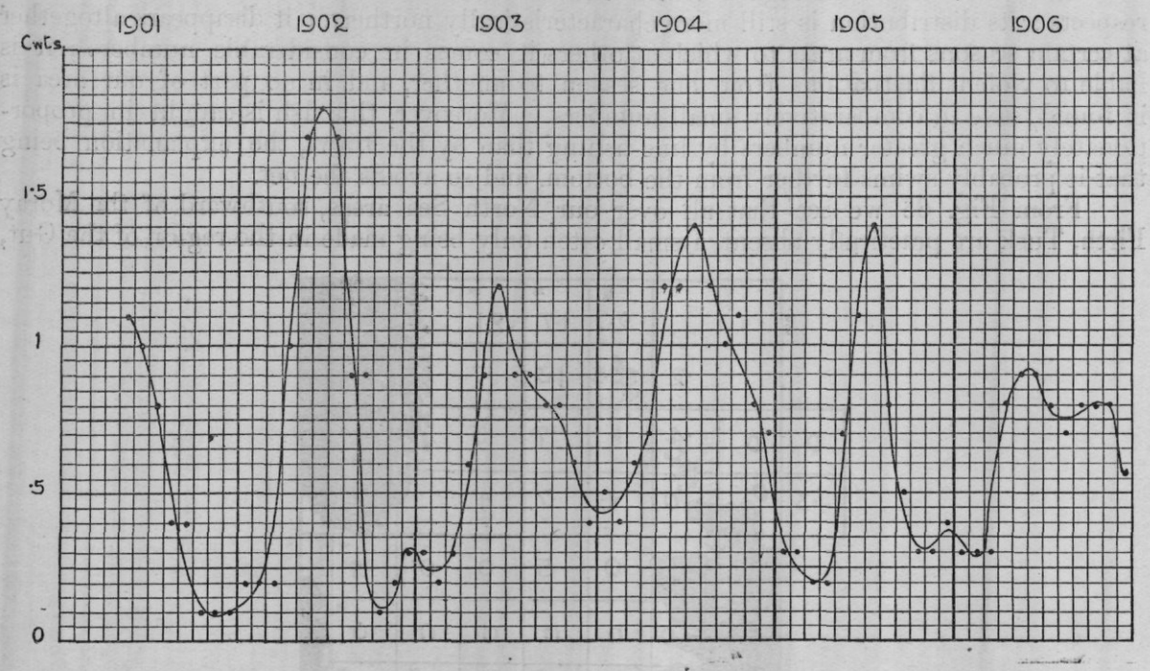

FIG. 65.—Mean monthly catches of TUSK, in cwts., per 100 hours' trawling, in area XIX : 1901–6, (smoothed curves).

the Torsk here do not absolutely disappear, they are reduced to exceedingly small numbers in mid-winter.

Southward of area XIX, in the Gut (XXIV), we find as a rule a well-marked maximum in April or May, with complete, or all but complete, disappearance in the interval (Fig. 66). This area is subject to variations, for at the end of 1905 a maximum is found in December, which may perhaps be explained as the influx that would normally

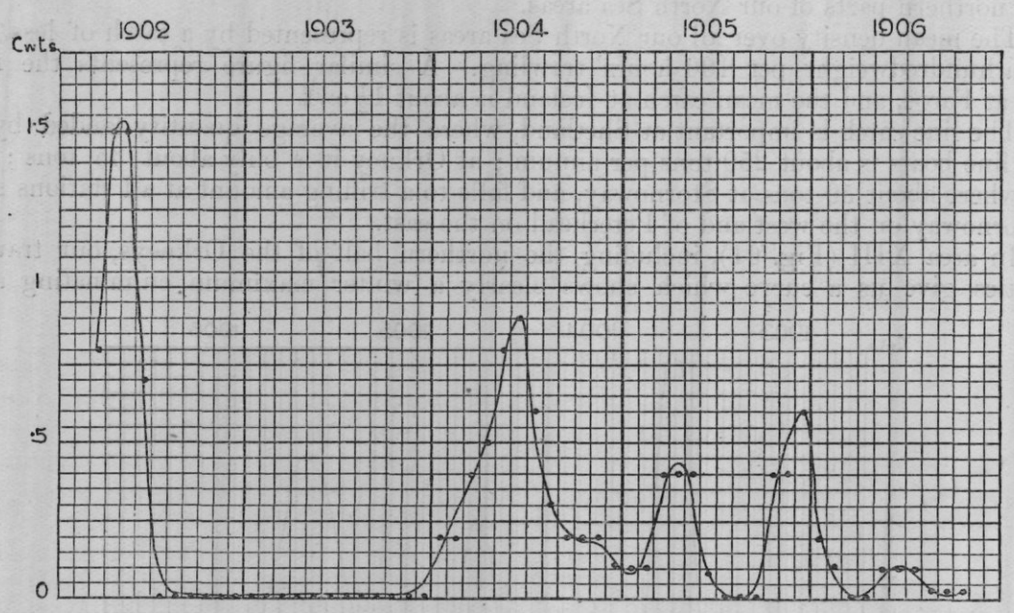

FIG. 66.—Mean monthly catches of TUSK, in cwts., per 100 hours' trawling, in area XXIV : 1902–6, (smoothed curves).

have come in the early spring, but had set in earlier than usual ; and from July 1902 to January 1904 our statistics from this area show no Tusk at all.

Our curves from the other northern regions are in all cases somewhat irregular, but when the results for the several years are combined together we obtain useful composite curves. In the regions of the east of Shetland (XI and XII) the maximum is in May or June, and south of Shetland, in XIV, it is likewise in May, though here a subordinate

maximum in autumn is indicated in some years (Fig. 67). On the north-west (C) we have a well-marked maximum in spring. In XVIII, as in XIX, there is a summer maximum from April onwards, culminating in June or July, but here also there is a

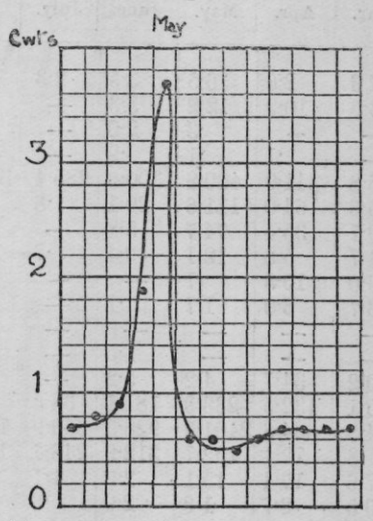

FIG. 67.—Mean monthly catches of TUSK, in cwts., per 100 hours' trawling, in area XIV : mean of years 1901–6.

tendency to a secondary maximum about November. In Shetland itself (area X) the trawling statistics show a maximum about April and May, with a secondary one about September-November (Fig. 68).

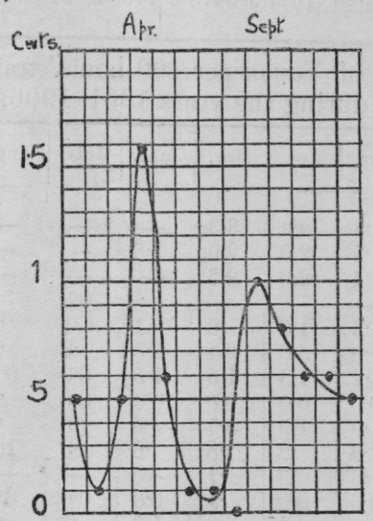

FIG. 68.—Mean monthly catches of TUSK, in cwts., per 100 hours' trawling, in areas X ; mean of years 1901–6.

Supplementing these facts by help of our statistics of line-fishing for the last 20 years we find that the east coast ports show a maximum of Tusk in April and May, a little earlier (in March) at Wick. At Orkney and Shetland the maximum is likewise in May, and at Stornoway in June. So far as we may judge from the small quantities taken at the more southerly ports on the west coast, the maximum there is in spring, from March to May. At Faroe the best catches appear to be in April and May.

The foregoing facts, if we attempt to summarise them, show us firstly a marked difference between area XIII, north of Orkney, and our other areas, there being there undoubted evidence of a maximum about December–January. In area IX, to the north of it (though our statistics are very incomplete) we have some indication also of a winter maximum, and we have already seen that a tendency to increase in late autumn is present, though it is not the main feature, in Shetland and the regions to the south thereof ; in other words a winter maximum is characteristic of parts of the sea westward of Shetland, and is slightly shared in by the adjacent North Sea regions. Everywhere else in our area, so far as Tusk extend, they increase in abundance in spring. The spring maximum would appear to be earliest in Shetland and along the west coast, where it is well in progress by March. It continues from April to May or June along the east coast of Scotland, and at Stornoway it is at its height in June. It is protracted throughout the summer at more easterly areas such as XIX.

TABLE XVIII.—Average Monthly Catch of TORSK, in cwts., at the under-mentioned ports during the twenty years 1886–1905.

Area.	Jan.	Feb.	Mar.	Apr.	May.	June.	July.	Aug.	Sept.	Oct.	Nov.	Dec.
Leith	·3	1·2	7·6	2·6	6·5	3·5	2·3	4·6	2·0	1·1	·2	·2
Anstruther ...	1·0	1·2	3·9	10·9	12·2	3·3	—	—	—	—	—	—
Montrose ...	—	—	—	—	·3	2·0	—	—	—	—	—	—
Stonehaven ...	—	—	—	·1	·1	·2	—	—	—	—	—	—
Aberdeen ...	122·2	176·5	276·8	341·9	400·8	300·2	285·4	331·1	217·9	169·8	119·2	112·1
Peterhead ...	·6	2·2	15·6	64·0	111·6	20·1	·8	—	—	·3	·2	·7
Fraserburgh ...	·5	1·7	9·7	35·4	74·7	5·8	—	—	—	·2	—	·3
Banff	1·9	3·3	4·7	5·8	12·1	2·4	·7	—	—	—	—	·2
Buckie	·2	·7	9·0	15·3	·7	—	—	—	—	—	—	—
Findhorn ...	—	·3	3·7	6·0	1·7	·1	—	—	—	—	—	—
Helmsdale ...	—	—	—	—	—	—	—	—	—	—	1·6	—
Lybster	—	—	—	—	—	1·5	—	—	—	—	—	—
Wick	11·1	34·9	69·2	34·7	4·2	5·2	—	1·0	—	·9	2·7	3·6
Orkney	10·2	12·9	45·1	132·5	233·9	181·1	38·8	22·2	21·3	7·9	10·3	6·1
Shetland ...	23·1	48·2	94·3	884·8	2401·7	928·3	369·9	172·0	43·0	40·8	18·3	94·5
Stornoway ...	19·5	43·7	81·8	72·1	192·7	312·9	246·4	110·9	18·4	11·4	13·6	16·5
Barra	—	2·2	7·6	17·4	15·1	2·9	1·1	·3	·9	·8	·2	·5
L. Broom ...	—	7·4	10·5	2·7	1·9	2·0	·8	1·0	·5	·8	·6	·4
L. Carron and Skye.	—	—	—	·1	·3	—	—	—	—	—	—	—
Fort-William ...	—	·6	1·3	1·9	3·3	—	—	—	1·0	—	—	—
Campbeltown ...	—	—	—	—	·1	—	—	—	—	—	—	—
Greenock ...	—	—	—	·2	—	—	—	—	—	—	·1	—
Ballantrae ...	—	—	—	—	—	—	·2	·1	—	—	—	—
Scotland	190·4	341·9	640·6	1627·9	3473·6	1766·3	946·3	642·9	307·1	235·3	166·7	230·3

TABLE XIX.—Mean Catch of TORSK per 100 hours' trawling (Aberdeen Trawlers) during the years 1901–1906.

Area.	Jan.	Feb.	Mar.	Apr.	May.	June.	July.	Aug.	Sept.	Oct.	Nov.	Dec.	Mean.
VI	—	—	·8	2·2	3·3	—	—	—	2·2	1·5	—	—	2·0
VII	—	1·0	1·5	2·0	2·0	1·8	—	—	—	—	—	—	1·7
VIII	—	—	1·4	2·0	2·8	—	—	—	—	—	—	—	2·1
IX	—	—	—	—	—	—	0·0	·1	·1	·1	1·1	0·0	·2
X	·5	·1	·5	1·6	·6	·1	·1	·1	1·0	·8	·6	·6	·5
XI	·6	·6	1·0	3·6	2·4	1·5	·6	·6	1·5	·9	·9	·9	1·3
XII	·5	·9	·7	1·3	1·5	1·5	0·0	0·0	·4	·5	·5	·5	·7
XIII	1·7	·6	0·0	0·0	0·0	0·0	0·0	·1	·4	·2	·6	1·2	·4
XIV	·7	·8	·9	1·9	3·7	·6	·6	·5	·6	·7	·7	·7	1·0
XV	·6	·7	·9	·9	·8	·6	·8	1·0	·8	·6	·6	·5	·7
XVI	·3	1·0	·6	·3	·7	—	—	—	—	0·0	·5	·4	·3
XVII	0·0	0·0	0·0	0·0	·1	0·0	0·0	0·0	0·0	0·0	·1	0·0	0·0
XVIII	·3	·5	·2	·3	·9	1·0	·7	·9	·3	·7	·6	·5	·6
XIX	·4	·4	·2	1·0	1·1	1·2	1·1	1·0	·4	·5	·6	·3	·7
XX	·3	·1	·2	·2	·2	0·0	0·0	0·0	0·0	0·0	·1	·2	·1
XXI	—	—	—	—	—	—	—	—	—	0·0	—	—	—
XXII	—	—	—	—	—	—	—	—	—	—	·1	—	—
XXIII	0·0	0·0	0·0	0·0	0·0	·1	0·0	0·0	0·0	0·0	0·0	0·0	0·0
XXIV	·1	·3	0·0	2·2	·8	·6	·2	0·0	·1	·1	·1	0·0	·4
XXV	0·0	0·0	·2	0·0	0·0	0·0	0·0	0·0	0·0	0·0	0·0	0·0	0·0
XXVI	0·0	—	·3	·2	0·0	0·0	0·0	0·0	0·0	0·0	0·0	0·0	0·0
XXVII	—	—	—	—	0·0	0·0	—	·5	0·0	0·0	0·0	0·0	·1
XXVIII	—	0·0	—	—	0·0	0·0	0·0	—	—	0·0	0·0	0·0	0·0
XXIX	0·0	0·0	0·0	0·0	0·0	—	0·0	0·0	0·0	0·0	0·0	0·0	0·0
XXX	0·0	0·0	0·0	—	—	—	0·0	0·0	0·0	0·0	0·0	0·0	0·0
XXXI	0·0	·1	0·0	—	0·0	0·0	0·0	0·0	0·0	0·0	0·0	0·0	0·0
XXXII	—	0·0	—	—	·1	0·0	0·0	0·0	0·0	0·0	0·0	0·0	0·0
XXXIII ...	—	—	—	—	—	0·0	0·0	—	0·0	0·0	—	—	0·0
XXXIV ...	—	—	—	—	—	—	—	—	—	—	—	—	—
XXXV	—	0·0	—	—	—	0·0	—	—	—	0·0	0·0	—	0·0
XXXVI ...	0·0	0·0	0·0	—	0·0	—	—	—	0·0	·1	0·0	—	0·0
XXXVII ...	—	·4	—	—	0·0	—	—	—	0·0	—	—	0·0	·1
XXXVIII ...	—	—	—	—	—	—	—	—	0·0	—	—	0·0	0·0
XL	—	—	—	—	—	—	—	—	—	0·0	—	—	—
XLI	—	—	—	—	—	—	—	—	—	—	—	—	—
C	0·0	0·0	0·0	0·0	0·0	0·0	0·0	0·0	0·0	0·0	0·0	0·0	0·0
D	0·0	0·0	·5	0·0	0·0	0·0	0·0	0·0	0·0	0·0	0·0	0·0	0·0
J	—	—	—	—	0·0	0·0	0·0	0·0	—	—	—	0·0	0·0
K	0·0	0·0	·1	0·0	—	0·0	1·6	—	—	—	—	—	·3
Faroe	·7	·7	·3	1·0	1·0	·5	·2	·4	·4	·9	·2	·1	·5
Iceland	—	2·1	0·0	0·0	0·0	13·3	0·0	0·0	0·0	0·0	—	—	1·6

THE HAKE. (*Merluccius vulgaris.*)

The migratory nature of the Hake is a striking and well-known phenomenon, and the seasons of its reappearance, which are as regular as those of the Herring, are also a matter of common knowledge. It comes in its proper season in great abundance to our northern and western coasts, but off our east coast and in the central areas of the North Sea it arrives in very greatly diminished numbers. To the eastward, in the neighbourhood of the Skagerrack, it is again somewhat plentiful in its proper season. On the departure of the great shoals the fish all but entirely disappears from our seas.

The average catches of Hake are shown as usual in Fig. 69, from which figure the preponderating catches in our northern waters are shown at a glance. In this case we add

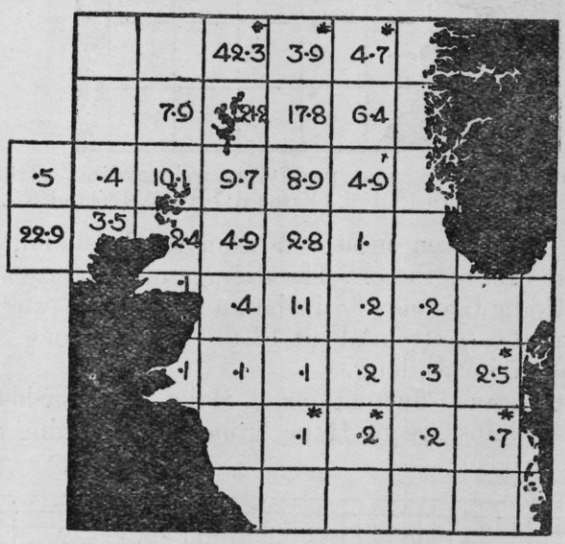

FIG. 69.—Mean catch of HAKE, in cwts., per 100 hours' trawling, in various areas: 1901–6, (Faroe ·5 cwts., Iceland *nil.*).

two other figures (70 and 71) to show the contrast between the average catch in October, the season of most general abundance, and that in March during the period of scarcity.

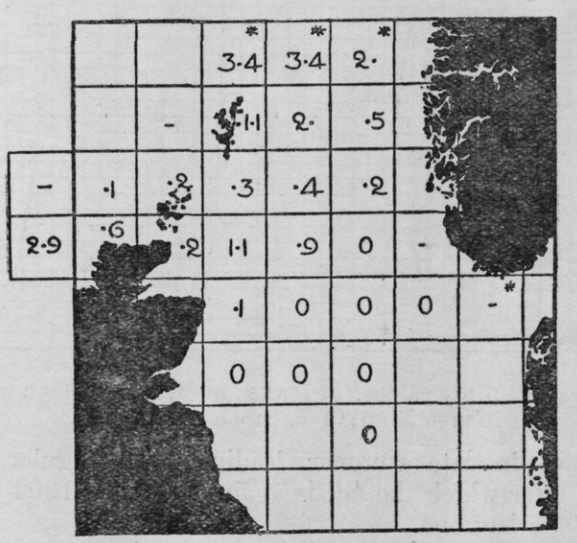

FIG. 70.—Mean catch of HAKE, in cwts., per 100 hours' trawling, in the month of March, during the years 1901–6, Faroe *nil.*, Iceland *nil.*).

The mean density of Hake over all our North Sea areas during the year may be approximately stated at about 4 cwts. But while this figure has, perhaps, some little value for comparison with those given in the case of other fishes, yet it must be repeated here that such numbers have very little absolute value, especially in the case of a fish that fluctuates so much as the Hake does in both seasonal and local abundance. It is obvious, for instance, that the inclusion in our statistics of one or two more areas to the northward, where Hake are abundant, would very considerably raise the number we have arrived at as a general average.

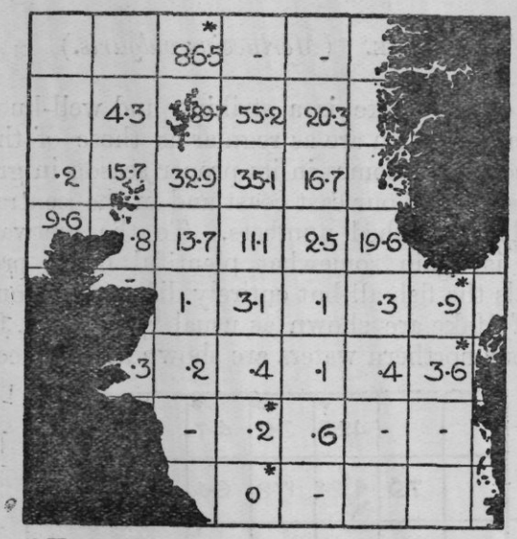

FIG. 71.—Mean catch of HAKE, in cwts., per 100 hours' trawling, in the month of October, during the years 1901–6, (Faroe 3·7 cwts., Iceland *nil.*).

About 3,500 Hake have been measured from the Shetland, Western and Middle Grounds, mostly from the first of these. The average median size at Shetland was found to be 32 inches, in the Middle Grounds 33 inches, and in the Western Grounds 24 inches. The smallest fish were in all cases from about 13 to 15 inches long, and the largest from the Western Grounds was 47 inches long.

Figure 72 shows the seasonal fluctuations of Hake in the Shetland region, and we see that after an all but total absence of Hake from the beginning of each year a sudden

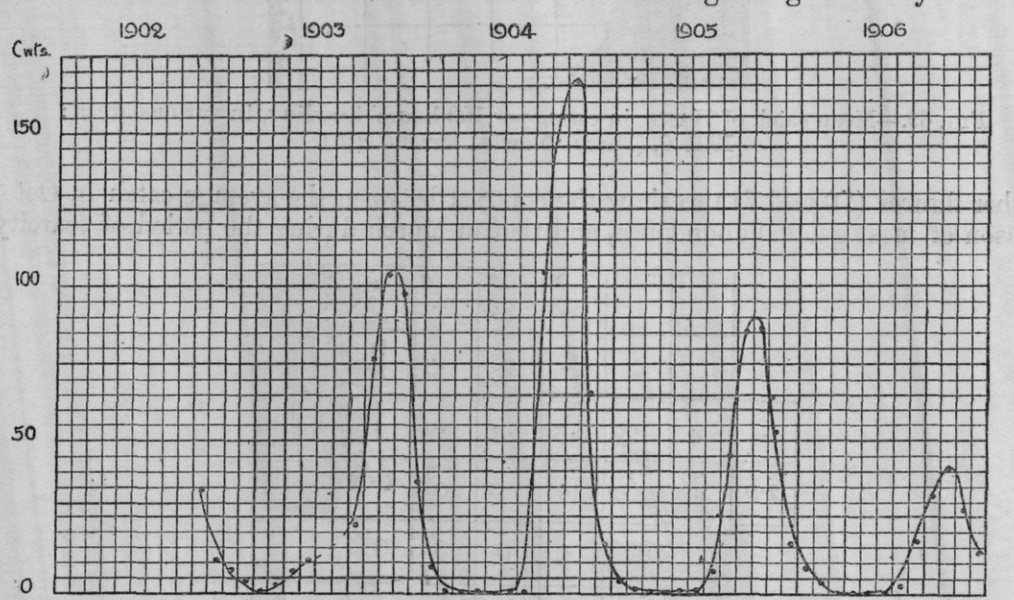

FIG. 72.—Mean monthly catches of HAKE, in cwts., per 100 hours' trawling, in area X : 1901–6, (smoothed curves).

immigration takes place in late summer, leading to a regular annual maximum in September or October, after which the fall is again sudden. 1904 was evidently a good year for Hake, and 1906 a bad one.

In area XIX, on the Witch Ground, the curve is almost equally regular (Fig. 73), but on examining the figure closely it will be seen that the date of maximum was in each year about a month later than at Shetland; it will also be seen that the total quantities in this region at the period of maximum are less than one-tenth of those in the Shetland region.

In area XXIII (Fig. 74), off Aberdeen, the curve is equally regular, though here the average catch at the best season is only one or two cwt., or perhaps a fiftieth part of the corresponding catch at Shetland.

In area XXIX (Fig. 74) the catches are still more reduced, but the curve is equally clear. It will be found that in area XXIX, though it cannot be said that the influx of Hake begins earlier than in the above-mentioned areas, it comes to an end sooner, and the period of maximum here is about July or August.

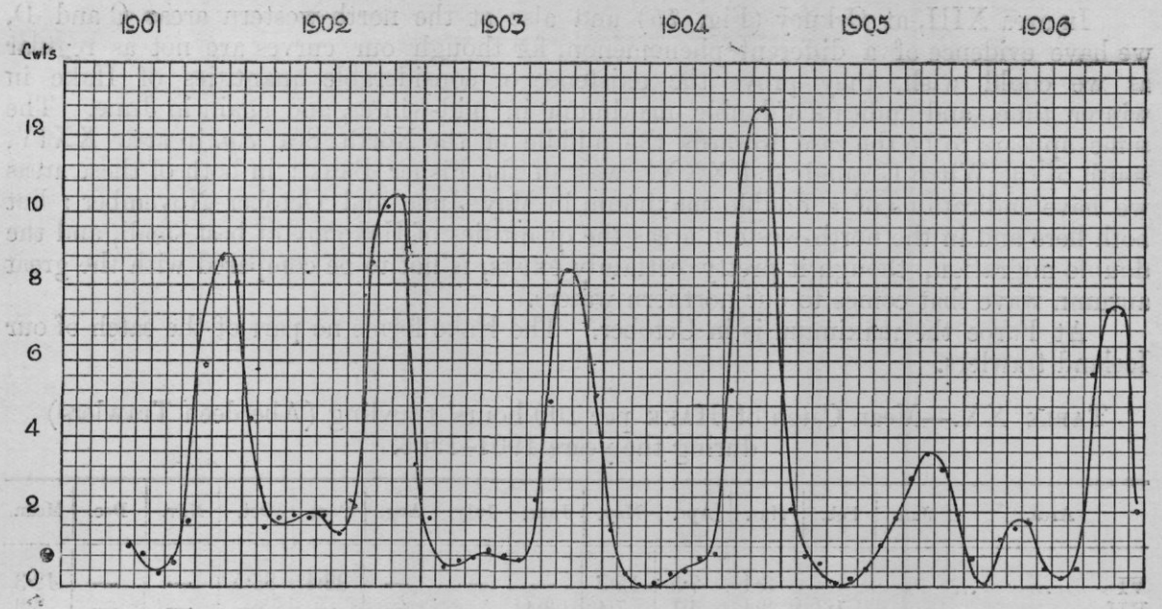

FIG. 73.—Mean monthly catches of HAKE, in cwts., per 100 hours' trawling, in area XIX : 1901–6, (smoothed curves).

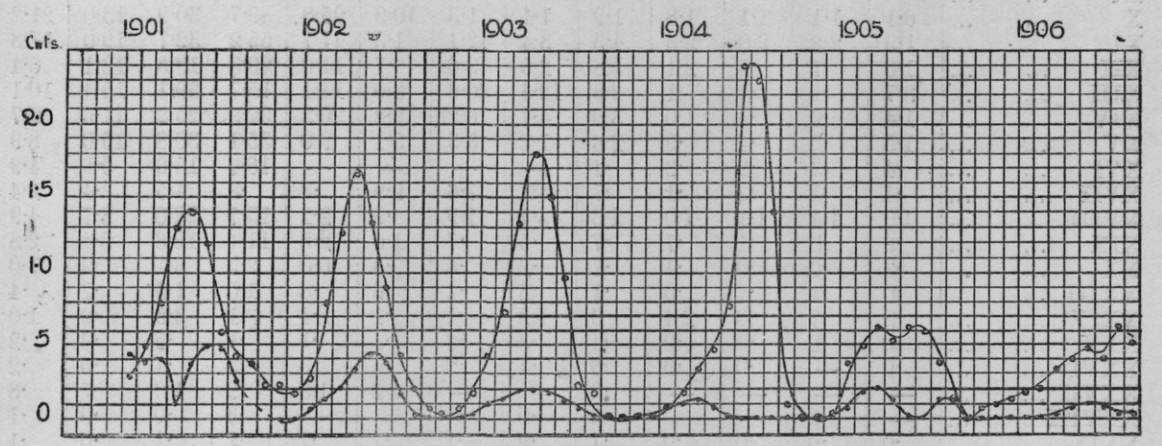

FIG. 74.—Mean monthly catches of HAKE, in cwts., per 100 hours' trawling in area XXIII and XXIX ; 1901–6, (smoothed curves ; area XXIII—— area XXIX ----).

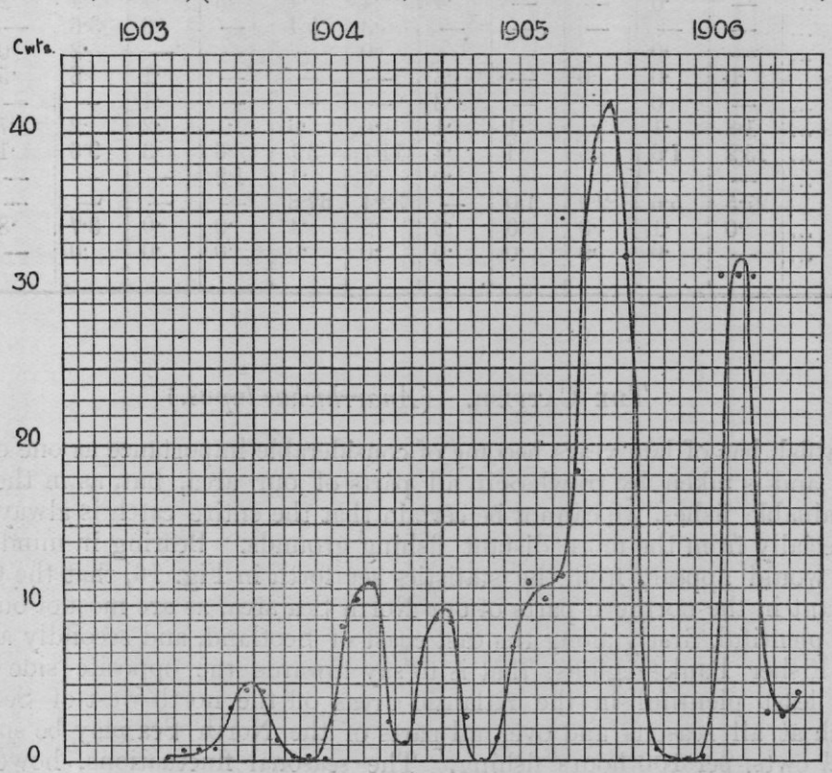

FIG. 75.—Mean monthly catches of HAKE, in cwts., per 100 hours' trawling in area XIII : 1903–6, (smoothed curves).

In area XIII, at Orkney (Fig. 75) and also at the north-western areas C and D, we have evidence of a different phenomenon, for though our curves are not as regular as we could wish, they prove the existence of considerable quantities of Hake in winter time, and indicate a double maximum in mid-winter, and again in June. The same appears to be the case towards the middle of the North Sea, *e.g.* in area XXIV, south of the Witch Ground, and XXXI, west of the Fisher Bank; in both of these areas we have indications of a double maximum in May–June and October–November; but both here and in the north-western areas the quantities of Hake are at best small, and the double migration, though it pretty certainly exists, is not to be compared with the great autumn wave that comes to our northern waters.

At Faroe the maximum is in October. The Hake forms no part of the catch of our Iceland trawlers.

TABLE XX.—Mean Catch of HAKE per 100 hours' trawling (Aberdeen Trawlers) during the years 1901–1906.

Area.	Jan.	Feb.	Mar.	Apr.	May.	June.	July.	Aug.	Sept.	Oct.	Nov.	Dec.	Mean.
VI	—	—	3·4	7·5	15·9	—	—	—	98·4	86·5	—	—	42·3
VII	—	1·3	3·4	4·1	7·4	3·4	—	—	—	—	—	—	3·9
VIII	—	—	2·0	7·1	4·9	—	—	—	—	—	—	—	4·7
IX	—	—	—	—	—	—	2·8	2·1	8·0	4·3	24·0	6·3	7·9
X	6·1	1·1	1·1	1·8	1·9	1·1	1·3	10·9	95·8	89·7	30·9	13·0	21·2
XI	1·9	2·2	2·0	2·3	4·3	3·4	42·1	1·3	47·7	55·2	32·7	19·0	17·8
XII	1·0	·7	·5	2·1	1·8	2·5	3·6	·7	11·0	20·3	19·5	13·1	6·4
XIII	3·7	·1	·2	·1	2·6	12·4	20·6	3·0	11·1	15·7	39·1	12·4	10·1
XIV	1·4	·6	·3	1·0	3·0	4·7	6·2	9·2	20·2	32·9	25·2	11·6	9·7
XV	1·5	·5	·4	·9	2·6	1·2	5·3	5·1	9·0	35·1	30·8	15·0	8·9
XVI	·4	·3	·2	·3	·4	—	—	—	—	16·7	15·6	5·6	4·9
XVII	·1	·1	·2	·1	·7	4·1	7·6	9·9	·8	·8	4·5	·4	2·4
XVIII	1·9	1·4	1·1	1·0	1·3	3·4	1·9	·9	2·1	13·7	22·0	8·7	4·9
XIX	·6	·3	·1	·7	·7	·5	·7	1·0	2·5	11·1	12·6	3·4	2·8
XX	·3	·0	·0	·4	·7	·2	·6	·3	0·0	2·5	6·1	·9	1·0
XXIII	·0	·1	·1	·0	·1	·6	·4	·6	·8	1·0	1·5	·2	·4
XXIV	·2	·7	·0	2·4	·6	·3	·1	·1	·4	3·1	3·5	·6	1·0
XXV	·0	·0	·0	·0	·4	·3	·2	·1	·1	·1	·5	·3	·2
XXVI	·0	—	·0	·0	·6	·4	·2	·4	·3	·3	·4	·0	·2
XXVII	—	—	—	—	·3	—	—	1·2	1·8	·9	1·0	·7	·8
XXVIII ...	—	·0	—	—	·0	·0	·1	—	—	·3	·0	·0	·1
XXIX	·0	·0	·0	·0	·1	·2	·1	·1	·1	·2	·1	·0	·1
XXX	·2	·0	·0	—	—	—	·1	·1	·1	·4	·1	·2	·1
XXXI	·1	·0	·0	—	·4	·3	·3	·1	·1	·1	·2	·3	·2
XXXII	—	·0	—	—	·4	·4	·4	·3	·4	·4	·2	·0	·3
XXXIII ...	—	—	—	—	—	·3	5·4	—	·6	3·6	—	—	2·5
XXXV	—	·0	—	—	—	·0	—	—	—	·2	·0	—	·1
XXXVI	·0	·0	·0	—	·3	—	—	—	·1	·6	·5	—	·2
XXXVII ...	—	·0	—	—	·3	—	—	—	·4	—	—	·0	·2
C	1·8	·1	·1	·1	·1	·6	·6	·1	·2	·2	·7	·3	·4
D	13·2	1·6	·6	·4	·4	11·7	3·1	·6	·3	9·6	·1	·5	3·5
J	—	—	—	—	·0	·3	·1	1·2	—	—	—	·9	·5
K	27·5	5·6	2·9	1·0	—	32·4	67·8	—	—	—	—	—	22·9
Faroe	·0	·1	·0	·0	·0	·2	·4	·0	·0	3·7	·8	·9	·5
Iceland	—	·0	·0	·0	·0	·0	·0	·0	·0	·0	—	—	·0

THE CATFISH. (*Anarrhichas lupus.*)

The Catfish has of late years become of considerable importance as one of the coarser food fishes, and is taken by trawlers in all parts of our area, but, as in the case of the other less valuable fishes, we cannot be certain that the entire catch is always brought to market, especially from the more distant fishing grounds. Bearing in mind this element of doubt, it would appear, from the statistics set forth in Fig. 76, that the Catfish is not most abundant in the northern parts of our North Sea area, as are most of our food fishes, but is most plentiful, firstly along the east coast of Scotland, and secondly and still more so over the Fisher Bank regions, that is to say towards the opposite side of the North Sea. It is least plentiful in the Atlantic areas off the north-west of Scotland. The average catch at all seasons and over all parts of the North Sea may be stated approximately at 2½ cwts. per 100 hours' fishing. The seasonal fluctuations, however, are very



FIG. 76.—Chart showing mean catch of CATFISH, in cwts., per 100 hours' trawling, in various areas : 1901–6, (Faroe 15·4 cwts., Iceland 9·2 cwt.).

great in the case of Catfish, and an approximate average for our North Sea regions in the month of November (Fig. 78) gives only about half a cwt., and in the month of May (Fig. 77) rises to about 5½ cwts. per 100 hours' fishing.



FIG. 77.—Mean catch of CATFISH, in cwts., per 100 hours' trawling, in the month of May, during the years 1901–6, Faroe 23·3 cwts., Iceland 8·4 cwts.



FIG. 78.—Mean catch of CATFISH, in cwts., per 100 hours' trawling, in the month of November, during the years 1901–6, (Faroe 1·1 cwts., Iceland *nil.*).

Catfish are abundant both at Faroe and Iceland, where other species of the same genus also occur. The average quantity landed by our trawlers is about 9 cwt. from Iceland, and 15 cwt. from Faroe, per 100 hours' fishing.

In our east coast areas (XXIII and XXIX, Fig. 79), the average catch of Catfish gives exceedingly regular curves, rising to a maximum about the month of May. After May or June the fish rapidly diminish, and have nearly all gone by October or November,

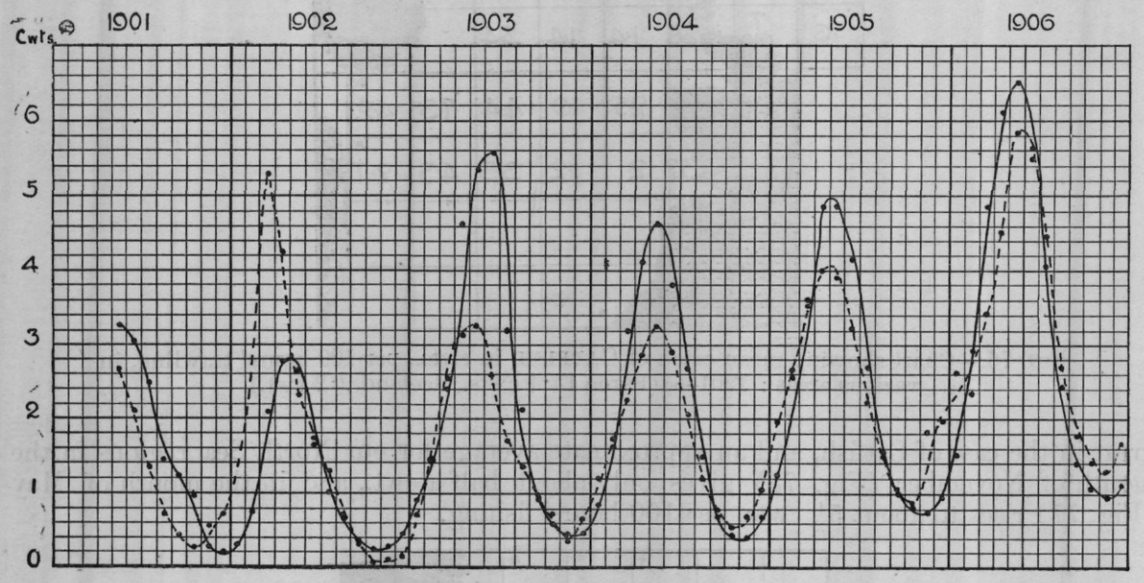

FIG. 79.—Mean monthly catches of CATFISH, in cwts., per 100 hours' trawling, in areas XXIII and XXIX : 1901–6, (smoothed curves ; area XXIII—— area XXIX - - - -).

after which season they begin to return in steadily increasing numbers. No very important differences are to be seen in the catch from year to year in these areas, but the catch in the spring of 1906 was in both somewhat above the average. The catch in area XXIX is distinctly less than in the more northern area XXIII.

In the Pentland Firth region (XVII) an equally regular curve is shown by the statistics. The maximum here appears to be obtained a little earlier than off the east coast of Scotland, namely, about the month of March, and the fall, until the disappearance of the fish in late autumn, is distinctly more gradual than their subsequent increase in spring.

In area XIX (Fig. 80), over the Witch Ground, we have in most years a still greater tendency to a continuance of the Catfish in comparative abundance for several months after their March or April maximum, and some signs even of a tendency to a secondary increase in early autumn.

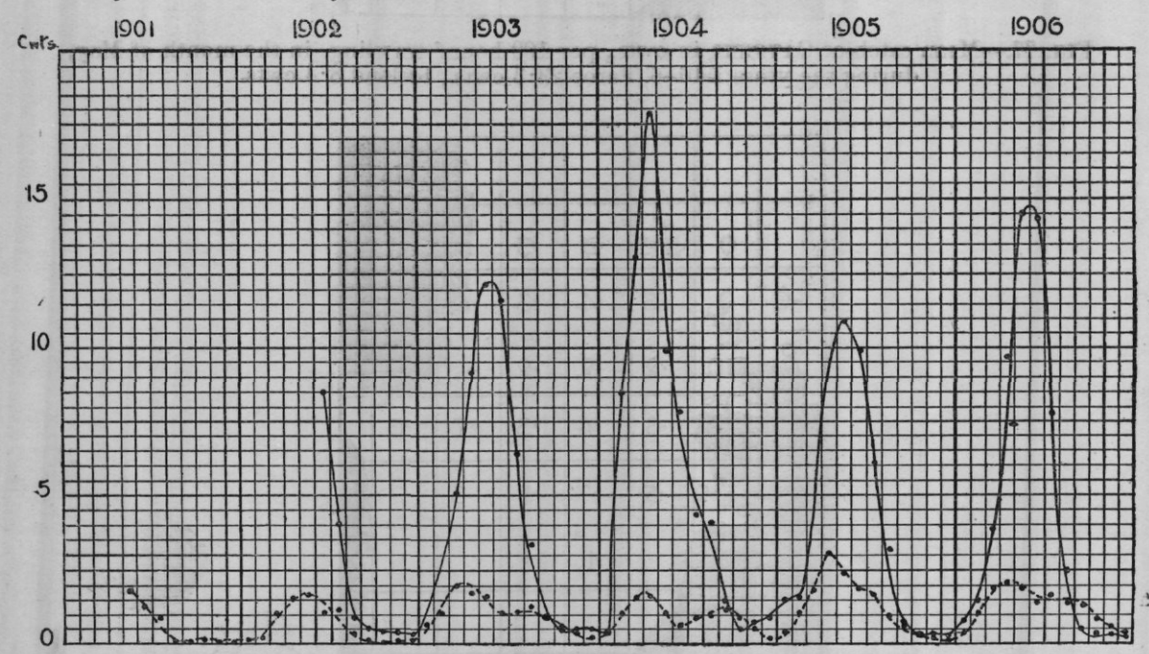

FIG. 80.—Mean monthly catches of CATFISH, in cwts., per 100 hours' trawling, in areas XIX and XXV : 1901–6, (smoothed curves ; area XIX - - - XXV——).

In area XXV (Fig. 80), over the Reef and Ling Bank, Catfish are present in great numbers at the season of maximum, but their period of abundance, which varies from April to June, is not notably different from what we have found in other areas.

In the deep water area (XII), which includes the Viking Bank, our statistics are not very copious, but they appear to indicate a slightly later maximum than elsewhere, namely, in June and July (Fig. 81).

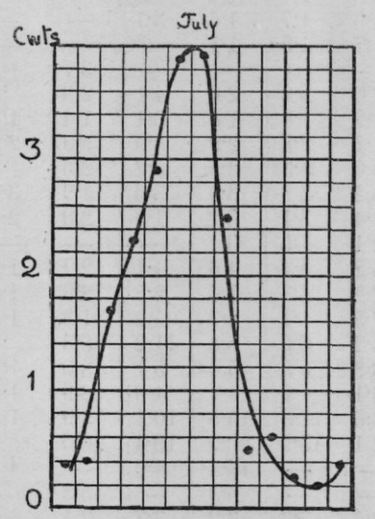

FIG. 81.—Mean catch of CATFISH, in cwts., per 100 hours' trawling, in area XII : mean of years 1901–6.

Dr. Henking has shown that in the southern North Sea Catfish reach a maximum in March and April, but in the Skagerrack, on the other hand, in July.

The migrations of the Catfish are as regular, or nearly so, as those of the Hake, and it disappears almost, though not quite, as completely as does that fish in the off season ; but the Catfish is as characteristically a spring migrant as the Hake is an autumn one. The times of arrival of the Catfish in our various areas are so nearly simultaneous that it is not easy with our present information to say much as to local differences ; but on the whole it would appear that their period of maximum is by a little the earliest in the southern North Sea and off our own eastern coasts, and distinctly the latest in the Skagerrack and in the north-eastern part of the North Sea.

At Faroe Catfish are comparatively plentiful from about February to June or July. On the Iceland trawling grounds we have some evidence of a double maximum in April and again in September.

The following Table shows how uniform is the season of abundance of the Catfish over all those areas for which our statistics are most complete.

TABLE XXI.—CATFISH.—Months of more than average abundance, 1901–1906.

Area.	Jan.	Feb.	Mar.	Apr.	May.	June.	July.	Aug.	Sept.	Oct.	Nov.	Dec.
X	—	—	*	*	*	**	*	—	—	—	—	—
XI	—	—	*	*	*	**	*	*	—	—	—	—
XII	—	—	*	*	*	**	**	*	—	—	—	—
XIII	—	—	*	**	*	**	*	—	—	—	—	—
XIV	—	—	*	*	*	*	**	*	—	—	—	—
XV	—	—	*	*	**	*	*	*	—	—	—	—
XVI	—	—	*	*	**	?	?	—	—	—	—	—
XVII	—	*	*	**	*	*	*	—	—	—	—	—
XVIII	—	—	*	**	—	*	*	—	—	—	—	—
XIX	—	—	*	*	*	**	*	—	—	—	—	—
XX	—	—	*	*	*	**	*	—	—	—	—	—
XXIII	—	—	*	**	**	*	*	—	—	—	—	—
XXIV	—	*	*	—	—	—	**	*	—	—	—	—
XXV	—	—	—	*	**	*	*	—	—	—	—	—
XXVI	—	—	*	*	**	*	*	—	—	—	—	—
XXIX	—	*	*	*	**	*	*	—	—	—	—	—
XXX	—	*	*	?	?	?	*	—	—	—	—	—
XXXI	—	—	*	?	**	*	*	—	—	—	—	—
C	—	—	—	—	*	**	*	—	—	—	—	—
D	—	—	—	*	**	*	—	—	—	—	—	—
Faroe	—	*	**	*	*	*	**	—	—	—	—	—

TABLE XXII.—Mean Catch of CATFISH per 100 hours' trawling (Aberdeen Trawlers) during the years 1901–1906.

Area.	Jan.	Feb.	Mar.	Apr.	May.	June.	July.	Aug.	Sept.	Oct.	Nov.	Dec.	Mean.
VI	—	—	·8	1·1	1·4	—	—	—	·2	·3	—	—	·8
VII	—	0·0	1·5	1·7	1·6	3·1	—	—	—	—	—	—	2·0
VIII	—	—	1·7	1·5	1·1	—	—	—	—	—	—	—	1·4
IX	—	—	—	—	—	—	3·7	1·3	·3	·6	0 0	·1	1·0
X	·2	·4	2·0	2·2	2·0	4·1	2·3	·6	·6	·5	·3	·3	1·3
XI	·3	·9	1·9	1·8	1·8	3·1	1·4	1·1	·7	·5	·5	·3	1·1
XII	·4	·4	1·7	2·3	2·9	3·9	3·9	2·2	·3	·6	·3	·2	1·6
XIII	·2	1·8	3·0	5·3	2·5	5·2	2·6	·2	·1	·3	0·0	·1	1·8
XIV	·5	1·8	3·2	3·8	3·9	3·0	4·9	3·6	1·4	1·0	·6	·6	2·4
XV	·3	1·1	2·4	3·1	3·2	1·8	2·0	2·7	·9	·4	·4	·3	1·5
XVI	·3	·9	2·1	1·5	3·1	—	—	—	—	·2	·3	·3	1·1
XVII	1·1	3·8	5·2	5·4	4·6	4·1	2·9	1·9	·1	·3	0·0	·2	2·6
XVIII	·2	·9	2·2	4·3	1·0	2·5	2·9	1·2	·8	·4	·2	·2	1·4
XIX	·2	·8	2·5	1·7	1·7	5·2	1·3	1·3	·6	·5	·2	·2	1·4
XX	·5	2·1	3·2	6·6	8·8	11·2	6·6	·8	·2	·3	·2	·3	3·4
XXIII	1·0	1·9	3·8	5·5	5·4	5·1	3·0	1·5	1·0	·7	·6	·6	2·5
XXIV	1·2	2·7	3·1	·2	4·7	4·6	2·9	1·5	1·1	·6	·4	·5	1·9
XXV	·5	2·2	3·6	11·3	15·5	10·1	5·9	1·7	·5	·4	·3	·6	4·4
XXVI	·6	—	12·1	13·9	20·9	15·4	10·0	3·6	1·6	·7	·7	1·4	7·3
XXVII	—	—	—	—	16·4	4·6	—	4·8	2·0	·7	·6	·4	4·2
XXVIII ...	—	5·1	—	—	6·3	—	5·5	—	—	1·6	1·9	1·7	3·7
XXIX	1·2	2·4	2·5	3·3	3·9	3·8	2·4	1·6	·8	·6	·5	1·0	2·0
XXX	·7	2·0	2·8	—	—	—	2·1	1·2	·8	·4	·7	·6	1·2
XXXI	1·2	3·2	6·3	—	10·8	7·8	3·6	1·3	·6	·4	·5	·4	3·3
XXXII	—	5·2	—	—	12·9	11·7	5·5	1·5	1·0	·4	·3	·2	4·3
XXXIII ...	—	—	—	—	—	4·8	2·7	—	2·5	1·0	—	—	2·7
XXXV	—	1·1	—	—	—	7·2	—	—	—	0·0	·1	—	2·1
XXXVI	·5	2·2	2·3	—	7·5	—	—	—	·8	·5	·1	—	2·0
XXXVII ...	—	1·1	—	—	14·9	—	—	—	·5	—	—	0·0	4·1
C	0·0	·1	·4	·4	1·0	1·1	·5	·3	·1	0·0	·6	0·0	·4
D	0·0	·1	·3	1·4	1·7	1·5	·8	·1	0·0	0·0	0·0	·3	·7
J	—	—	—	—	0·0	·2	·6	·2	—	—	—	0·0	·2
K	·1	·1	·2	1·0	—	1·4	·8	—	—	—	—	—	·6
Faroe	10·0	26·8	31·9	22·4	23·3	28·3	33·0	3·5	1·5	·9	1·4	1·2	15·4
Iceland	—	·7	15·8	19·8	8·4	6·4	3·1	5·7	20·8	2·0	—	—	9·2

THE MONK OR ANGLER. (*Lophius piscatorius.*)

The Monk or Angler is, to judge by our trawling statistics, most abundant in the neighbourhood of the Scottish coast, from Orkney and Shetland southwards, and is markedly less plentiful on the Fisher Bank areas and elsewhere to the eastward, where on the other hand Catfish are particularly abundant (Fig. 82). It is also scarce

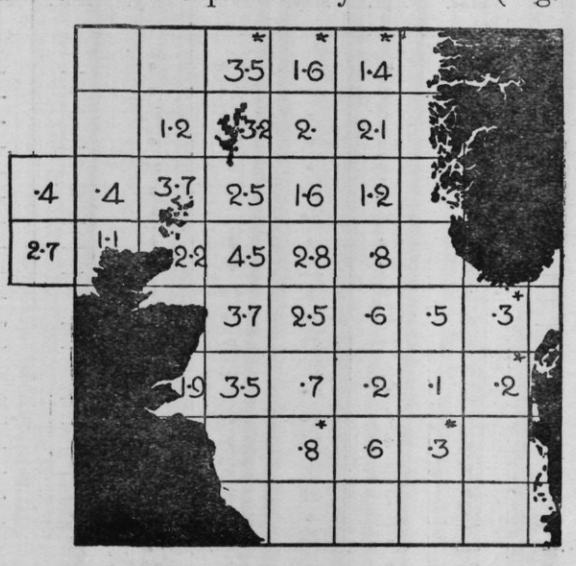

FIG. 82.—Chart showing mean catch of MONK or ANGLER, in cwts., per 100 hours' trawling, in various areas : 1901–7, (Faroe ·8 cwts., Iceland ·3 cwts.).

in the Atlantic areas off the north-west of Scotland. Over the whole of our North Sea areas the average catch is rather over 1½ cwts. per 100 hours' fishing.

In area XIII to the North of Orkney we have a high maximum catch of Monks about December and January, and a fall to zero, or nearly so, in late spring and early summer (Fig. 83).

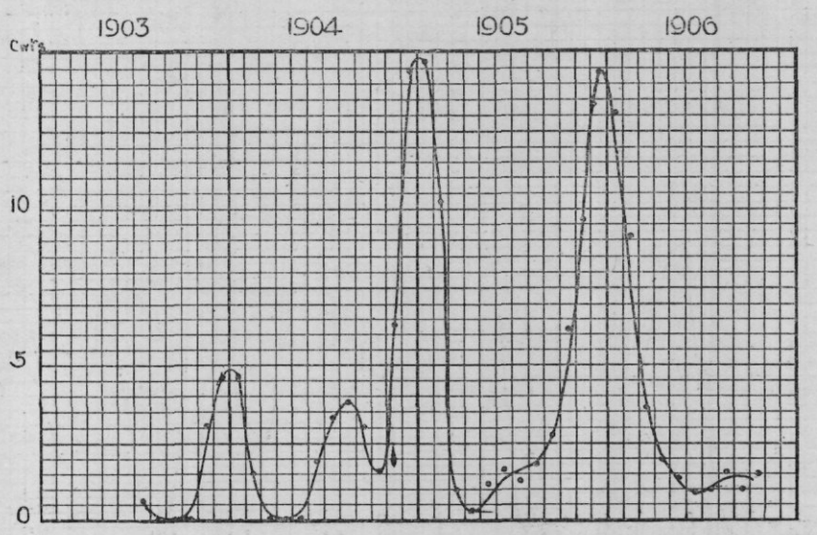

FIG. 83.—Mean monthly catches of MONK or ANGLER, in cwts., per 100 hours' trawling, in area XIII: 1903–6, (smoothed curves.).

A similar periodic influx in winter-time is common, more or less, over the whole of our North Sea areas; and we may illustrate it again by curves for area XVIII, westward of the Witch Ground, and area XXIX, eastward of the Firth of Forth (Fig. 84).

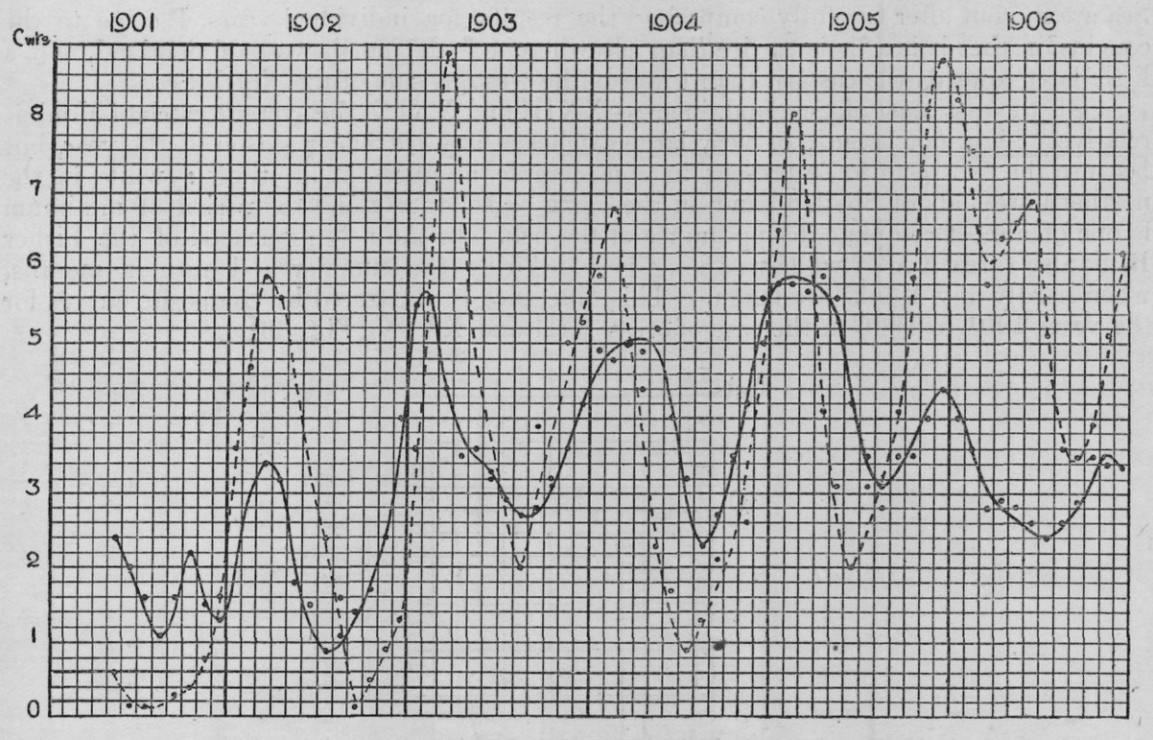

FIG. 84.—Mean monthly catches of MONK or ANGLER, in cwts., per 100 hours' trawling, in areas XVIII and XXIX: 1901–6, (smoothed curves; area XVIII ----- area XXIX——).

In the former of these the curve is much less sharp than at Orkney, and at the latter the curve is still more flattened, indicating a considerable succession of months during which the catch is relatively high.

In two areas only, lying adjacent to one another, namely area XIX, over the Witch Ground, and XXIV, over the Gut, do we find an indication of a different phenomenon (Fig. 85); in both of these areas there is evidence of a double maximum, firstly about the month of May, and secondly in the late autumn and early winter.

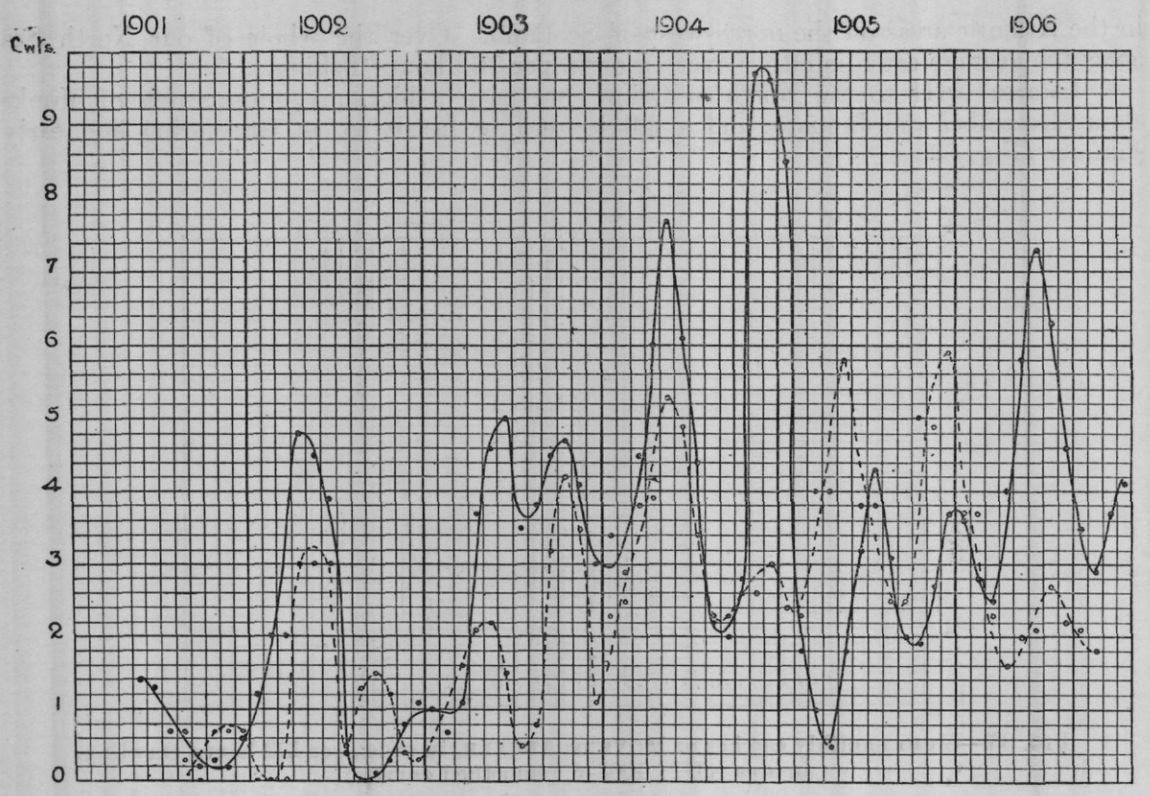

FIG. 85.—Mean monthly catches of MONK or ANGLER, in cwts., per 100 hours' trawling, in areas XIX and XXIV : 1901–6, (smoothed curves ; area XIX —— area XXIV - - - -).

As regards the winter maximum, it is nearly simultaneous over our various North Sea areas ; but after carefully comparing the results for individual years, I come to the conclusion that it is a little earlier than elsewhere off the north-west of Scotland, and a little later towards the eastern than towards the western side of the North Sea.

Off the east coast of Scotland, in areas XXIII and XXIX, the average catch of Monk is relatively high, not because of very large catches at any particular season of the year, but because the fish seem to be present in considerable numbers at all times : while in the northern areas about Shetland and off the north coast of Scotland the period of minimum is one of almost complete disappearance of the fish. In the neighbourhood of the Fisher Bank also (area XXV) we have a long period during the summer and autumn months, when hardly any Monks are taken. This difference is illustrated by composite curves for the years 1901 to 1906 in the case of areas XIII and XXIX (Fig. 86).

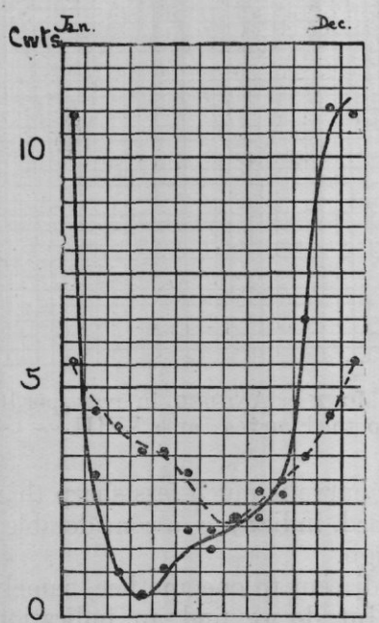

FIG. 86.—Mean catch of MONK or ANGLER, in cwts., per 100 hours' trawling, in areas XIII and XXIX : means of 1901–6, (area XIII —— area XXIX - - - -).

TABLE XXIII.—Mean Catch of MONK or ANGLER per 100 hours' trawling (Aberdeen Trawlers) during the years 1901–1906.

Area.	Jan.	Feb.	Mar.	Apr.	May.	June.	July.	Aug.	Sept.	Oct.	Nov.	Dec.	Mean.
VI	—	—	1·2	2·3	3·7	—	—	—	3·7	6·5	—	—	3·5
VII	—	2·2	1·5	1·7	1·5	1·2	—	—	—	—	—	—	1·6
VIII	—	—	1·9	1·2	1·2	—	—	—	—	—	—	—	1·4
IX	—	—	—	—	—	—	·2	·5	0·0	1·3	2·7	2·4	1·2
X	5·6	3·5	3·3	1·6	2·5	·3	·6	1·5	6·5	4·6	4·2	4·6	3·2
XI	1·4	3·6	2·4	1·5	1·7	1·9	1·2	0·0	2·7	1·6	3·0	3·2	2·0
XII	4·2	4·2	1·9	2·1	1·3	1·9	0·0	0·0	·4	1·8	3·7	3·2	2·1
XIII	1·9	3·1	1·0	0·5	1·1	1·9	1·5	2·2	2·2	3·0	6·5	11·1	3·7
XIV	4·0	2·7	3·0	2·3	1·9	·3	1·4	1·7	1·5	3·0	3·5	3·5	2·5
XV	2·6	2·9	2·3	1·9	1·1	·5	1·2	1·4	·7	·9	1·6	2·1	1·6
XVI	·8	2·7	1·1	·5	·7	—	—	—	—	0·0	1·7	1·7	1·2
XVII	5·9	3·2	1·8	1·8	·7	1·1	·9	·9	1·0	1·7	1·8	5·8	2·2
XVIII	6·4	6·6	5·5	8·4	4·3	3·2	2·9	2·0	1·9	4·6	4·7	3·1	4·5
XIX	2·8	2·7	·9	1·2	5·7	4·8	4·3	3·5	1·7	1·5	2·6	2·6	2·8
XX	2·1	1·0	·8	·8	·4	·2	0·0	1·1	·3	·6	·7	1·8	·8
XXIII	4·6	3·2	3·8	3·4	3·2	3·4	2·5	3·5	4·1	4·2	4·2	4·5	3·7
XXIV	2·6	4·0	1·0	1·8	5·5	4·1	2·0	2·2	2·1	1·9	2·1	·6	2·5
XXV	2·3	1·5	·5	·2	·3	·3	·2	·3	·2	·3	·2	·8	·6
XXVI	·5	—	1·0	·7	·7	1·1	·3	·1	·4	·2	·6	·7	·5
XXVII	—	—	—	—	0·0	—	—	·2	·5	0·0	·1	·9	·3
XXVIII ...	—	·9	—	—	0·0	1·5	2·7	—	—	3·0	2·6	3·1	1·9
XXIX	5·6	4·5	4·2	3·7	3·7	3·2	1·9	2·2	2·8	2·7	3·5	4·4	3·5
XXX	·9	1·1	·7	—	—	—	·7	·4	·2	·5	1·0	1·0	7·0
XXXI	·3	·4	·2	—	·3	·1	0·0	·1	·2	·3	·3	·4	·2
XXXII	—	0·0	—	—	·4	·1	0·0	·1	0·0	0·0	·1	·1	·1
XXXIII ...	—	—	—	—	—	0·0	0·0	—	·7	0·0	—	—	·2
XXXV	—	1·1	—	—	—	·7	—	—	—	0·0	1·3	—	·8
XXXVI	0·0	·3	3·3	—	·1	—	—	—	0·0	·3	·3	—	·6
XXXVII ...	—	1·3	—	—	0·0	—	—	—	0·0	—	—	0·0	·3
C	1·0	·2	0·0	·2	·2	·3	·2	·2	·2	0·0	1·2	1·0	·4
D	3·7	1·6	·4	·8	·3	·4	·1	·1	·1	3·1	·7	2·3	1·1
J	—	—	—	—	0·0	·6	·2	1·1	—	—	—	·2	·4
K	4·7	4·3	3·2	·9	—	0·0	3·1	—	—	—	—	—	2·7
Faroe	·7	·1	·9	·4	·4	·4	·8	·9	·9	1·9	1·5	1·3	·8
Iceland	—	0·0	0·0	0·0	·1	·1	·8	1·0	·8	0·0	—	—	·3

Report of the North Sea Committee
(Scotland)

CHART

Shewing the seasons of greatest abundance of Small Haddocks.

Prepared from Olsen's Chart of the North Sea (with additions)

Lon. 10° W. 8° 6° 4° W. 2° 0° 2° 4° 6° Lon. 8° E.

Lat. 62° Lat. 60° Lat. 58° Lat. 56°

O H A V VI VII VIII

P I B IX X XI XII

Q J C XIII XIV XV XVI

R K D XVII XVIII XIX XX XXI

S L E XXII XXIII XXIV XXV XXVI XXVII

T M F XXVIII XXIX XXX XXXI XXXII XXXIII

U N G XXXIV XXXV XXXVI XXXVII XXXVIII

Faroe Is

SYDERØ

Tvaagisvaag

Autumn
Spring

?April

?April

?April

sand & clay

ooze

fine sand

FAROE BANK
50

100

200

300

396

120

90

76

80

100

200

640

coarse sand

Oct.-Dec.

Oct.-Dec.

Eligga

West Balta Id.

Yell Sound

YELL

St Magnus Bay

MAINLAND

Lerwick

Gulberwick Bay

TANNERS HILL GROUND
50

FOULA

64

62

75

fine grey sand

VIKING BANK
yellow sand
48

March

May

67

58

53

54

72

170

BERGEN

Norwegian Fd

300

200

100

70

FOULA BANK

Sept.-Nov.

Fitful Head

Sumburgh Head S.S

64

50

75

45

150

58

140

Oct.-Nov.

HALIBUT BANK
120

Sula Sgeir

Rona or Ronaidh

Sule Skerry

Stack Skerry

SKERRY BANK

PAPA BANK

Feb.-Mar.

March

March-April

March
fine
yellow sand

oaze

BRESSA SHOAL
58

D FAIR

North Sound

N. Ronaldsha

FAIR BANK

North Skout

Noup Head WESTRAY

Auskerry Id.

60

65

62

70

80

90

BERGEN
Ground generally sought is
160 N.E. from Buchan Ness
62 and 65 fathoms are depths
sought for

PATCH

UDSIRE

UDSIRE HOLE
190

SPRING

Oct.-Feb.

NUN BANK

WHITEN BANK

Cape Wrath

Stroma

Stormy Bank
40

HOY

Copinsha

S. Ronaldsha

PENTLAND FIRTH

Dunnet Hd.

Pentland Skerries

40

Feb.-April

Feb.-April

sand & clay

sand

ooze

WITCH GROUND

REEF

yellow sand

50

40

clay

ARENDAL

Butt of Lewis

THE MINCH

Flannan Is

Gallan Hd.

Shiant Is

Duncansby Hd.

Noss Hd.

MORAY FIRTH GROUND

Sept.-Nov.

Smith Bk.

BOSIE'S BANK

60

mud

fine sand

red sand

LING BANK

32

150

100

CHRISTIANSAND

328

sand & shells

MORAY FIRTH

Dornoch Firth

Tarbet Ness

Cromarty Firth

Bi Hickie

Mitchowie

Kinnaird Hd.

Rattray Pt.

Sept.-Jan.

Dec.-March

Jan.-Feb.

? May

Dec.

HALIBUT BANK

Buchan Ness

Buchan Deep

fine sand

LONG FORTIES

mud & sand

OUTER SHOAL

WEST BANK

Jubilee Bank

HOLMEN GROUND

HANSTHOLM

ABERDEEN

Girdleness

Dog Hole

Stonehaven

ABERDEEN BANK

ABERDEEN GROUND

GREAT FISHER BANK

INNER SHOAL

LITTLE FISHER BANK

JUTLAND BANK

brown sand

Lim Fjord

Montrose

MONTROSE BANK

Oct.

Oct.-Dec.

Dec.-Feb.

Dec.-Jan.

Dec.

Arbroath

Seaip

Buddon Ness

DUNDEE

St Andrews Bay

Fife Ness

Nik. Carr

May I.

MAR BANK

BERWICK BANK

fine sand

Ringkiobing

EDINBURGH

DUNBAR

ST ABBS HEAD

Eyemouth

BERWICK

Holy I

Longstone

Coquet I.

Mull of Kintyre

Nov.
(March)

TAIL END

DOGGER

fine grey sand & shells

HORN NORTH GROUND

HORN REEFS

HORN REEF SOUTH GROUND

ESBJERG

SYLE OUTER BOUGH

LISTER DEEP

CLAY DEEP

LOWER SCRUFF

Prepared & Printed at the O.S. Os, Southampton

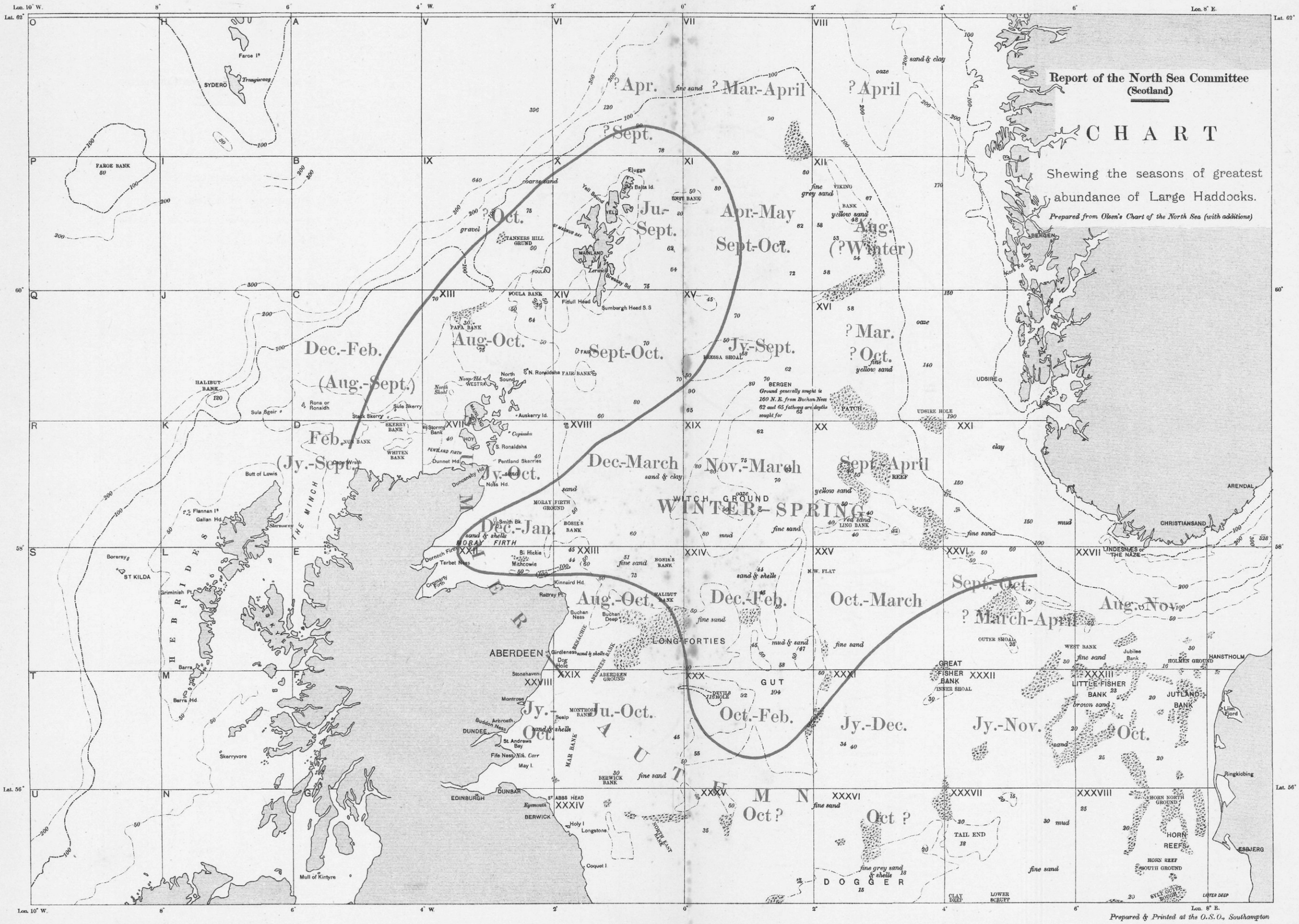
Report of the North Sea Committee
(Scotland)
CHART
Shewing the seasons of greatest abundance of Large Haddocks.
Prepared from Olsen's Chart of the North Sea (with additions)
? Apr.
? Mar.-April
? April
? Sept.
? Oct.
Ju.-Sept.
Apr.-May
Sept.-Oct.
Aug. (? Winter)
Dec.-Feb.
(Aug.-Sept.)
Aug.-Oct.
Sept.-Oct.
Jy.-Sept.
? Mar.
? Oct.
Feb.
(Jy.-Sept.)
Jy.-Oct.
Dec.-March
Nov.-March
Sept.-April
WINTER-SPRING
Dec.-Jan.
Aug.-Oct.
Dec.-Feb.
Oct.-March
Sept.-Oct.
? March-April
Aug.-Nov.
Jy.-Oct.
Ju.-Oct.
Oct.-Feb.
Jy.-Dec.
Jy.-Nov.
Oct.
Oct ?
Oct ?
MUMMER AUTUMN
HEBRIDES
THE MINCH
ABERDEEN
LONG FORTIES
GUT
DOGGER
GREAT FISHER BANK
LITTLE FISHER BANK
JUTLAND BANK
HORN REEFS
Lon. 10° W.
Lon. 8° E.
Lat. 62°
Lat. 56°
Prepared & Printed at the O.S.O., Southampton

Report of the North Sea Committee
(Scotland)

CHART

Shewing the seasons of greatest abundance of Extra Large Haddocks

Prepared from Olsen's Chart of the North Sea (with additions)

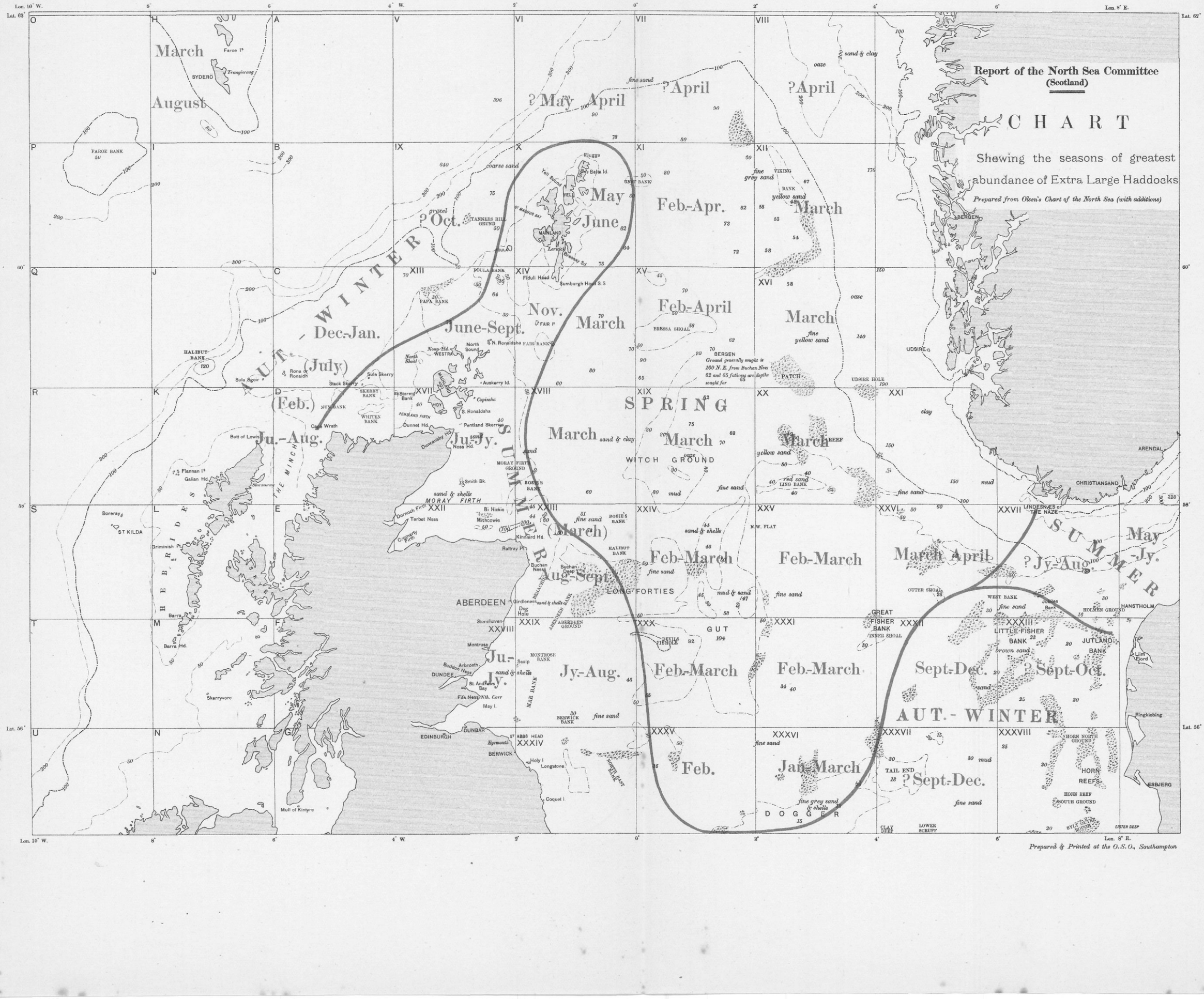
Lon. 10° W.
Lon. 8° E.
Lat. 62°
Lat. 58°
Lat. 56°
March
August
Faroe Is
Trangisvaag
SYDERO
FAROE BANK
? May
April
fine sand
? April
? April
sand & clay
oaze
coarse sand
gravel
? Oct.
TANNERS HILL GROUND
Elugga
Vaila Id.
Vaila Sound
YELL
MAINLAND
Lerwick
Bressay Sd
May
June
Feb.-Apr.
fine grey sand
YIKING BANK
yellow sand
March
BERGEN
Aarø Fd
Fitfull Head
Sumburgh Head S.S
POULA BANK
PAPA BANK
Nov.
March
FAIR I.
Feb-April
BRESSA SHOAL
March
fine yellow sand
ooze
BERGEN
Ground generally sought in 160 N. E. from Buchan Ness 62 and 65 fathoms are depths sought for
PATCH
UDSIRE
UDSIRE HOLE
Dec.-Jan.
June-Sept.
AUT. - WINTER
HALIBUT BANK
Sula Sgeir
Rona
Ronaidh
Sule Skerry
Stack Skerry
North Shoal
Noup Hd.
WESTRA
North Sound
N. Ronaldsha
FAIR BANK
Auskerry Id.
(July)
SKERRY BANK
SUN BANK
WHITES BANK
Cape Wrath
Butt of Lewis
Flannan Is
Gallan Hd.
Ju.-Aug.
(Feb.)
THE MINCH
Stormy Bank
Copinsha
HOY
S. Ronaldsha
PENTLAND FIRTH
Dunnet Hd.
Pentland Skerries
Duncansby Hd.
Noss Hd.
Ju.-Jy.
March
sand & clay
March
WITCH GROUND
March
yellow sand
red sand
LING BANK
fine sand
mud
REEF
SPRING
SUMMER
Smith Bk.
MORAY FIRTH GROUND
BOSIE'S BANK
sand & shells
MORAY FIRTH
Dornoch Firth
Tarbet Ness
Bi Hickie
Mithcowie
Kinnaird Hd.
Rattray Pt
(March)
fine sand
BOSIE'S BANK
sand & shells
N.W. FLAT
Feb-March
fine sand
Feb-March
March April
? Jy-Aug.
May
-Jy.
SUMMER
Aug-Sept.
HALIBUT BANK
LONG FORTIES
mud & sand
fine sand
OUTER SHOAL
WEST BANK
fine sand
Jutlandia Bank
HOLMEN GROUND
HANSTHOLM
ABERDEEN
Girdleness
sand & shells
ABERDEEN BANK
Dog Hole
Stonehaven
ABERDEEN GROUND
GUT
DEVILS HOLE
GREAT FISHER BANK
INNER SHOAL
LITTLE-FISHER BANK
JUTLAND BANK
brown sand
Ju.-
Jy.
Jy.-Aug.
Feb.-March
Feb.-March
Sept.-Dec.
? Sept.-Oct.
sand
Montrose
MONTROSE BANK
Scalp
Arbroath
Buddon Ness
DUNDEE
St Andrews Bay
Fife Ness
Nth. Corr
May I.
MAR BANK
sand & shells
BERWICK BANK
fine sand
AUT. - WINTER
Lim Fjord
Ringkiobing
EDINBURGH
DUNBAR
ST ABBS HEAD
Eyemouth
BERWICK
Holy I
Longstone
Coquet I.
NORTH EAST BANK
Feb.
Jan.-March
fine sand
? Sept.-Dec.
fine sand
HORN NORTH GROUND
HORN REEFS
HORN REEF SOUTH GROUND
ESBJERG
DOGGER
fine grey sand & shells
CLAY DEEP
LOWER SCRUFF
SYLT OUTER RIDGE
LISTER DEEP
TAIL END
clay
mud
ARENDAL
CHRISTIANSAND
LINDESNES or THE NAZE
Borera
ST KILDA
Griminish Pt
Barra
Barra Hd.
Skerryvore
Mull of Kintyre
HEBRIDES
Stornoway
Buchan Ness
Buchan Deep
MAINLAND
Kirkwall
Stromness
Scapa Flow
Hoy Sd
Longhope
Switha Sd
Pentland Firth
Duncansby Head
Dunnet Head
Orkney
Firth
Tarbet Ness
Dornoch Firth
Cromarty Firth
Moray Firth
Kinnaird Head
Rattray Head
Buchan Ness
Buchan Deep
Girdleness
Aberdeen
Stonehaven
Montrose
Arbroath
Buddon Ness
Dundee
St Andrews Bay
Fife Ness
Firth of Forth
Edinburgh
Dunbar
St Abbs Head
Eyemouth
Berwick
Holy Island
Longstone
Coquet Island
Farne Islands
Bamburgh Castle
Lindisfarne
Holy Island
Berwick-upon-Tweed
Tweed
Cheviot Hills
Cheviot
Northumberland
Durham
Yorkshire
Scarborough
Whitby
Flamborough Head
Bridlington
Spurn Head
Humber
Hull
Grimsby
Cromer
Yarmouth
Lowestoft
Harwich
Felixstowe
Ipswich
Aldeburgh
Orfordness
Southwold
Sole Bay
Suffolk
Norfolk
Lincolnshire
Boston
Wash
The Wash
King's Lynn
Hunstanton

Report of the North Sea Committee (Scotland)

CHART

Shewing seasons of maximum catch of Cod.

Prepared from Olsen's Chart of the North Sea (with additions)

SUMMER—AUTUMN

WINTER

SPRING

Oct. Nov.?

March

Aug.Sept.

Jy.

Ju.

Ju.-Jy.

Jan.

Jy.-Aug.

Oct.?

Feb.-Mar.

Feb.

Mar.

Aug.-Sept

Jan.-Feb.

Jy.-Aug.

Jy.

Feb.-Mar.

Mar.-Apr.

Dec.

March-Apr.

Feb.-March

Feb.

DOGGER

BERGEN

Ground generally sought is 160 N. E. from Buchan Ness 62 and 65 fathoms are depths sought for

Prepared & Printed at the O. S. O., Southampton

REPORT

ON

FLUCTUATIONS IN THE MARKET PRICE OF FISH,

BY

D'ARCY WENTWORTH THOMPSON.

CONTENTS.

	Page
On Fluctuations in the Market Price of Fish	283
Tables of Prices in Aberdeen Market, 1903-6	291

REPORT

ON

FLUCTUATIONS IN THE MARKET PRICE OF FISH,

BY

D'ARCY WENTWORTH THOMPSON.

---

1. While it is not our business to deal fully in these Reports with the commercial side of Fishery questions, yet it seems well worth while to refer to certain facts in regard to prices that our statistical returns bring before us. The fluctuations in the market price of fish are very great. At one time prices allow a handsome margin of profit, at another the profit disappears and vessels are laid up to avoid continued loss. Under such circumstances it is necessary to ascertain how far the fluctuations are periodic, how far, that is to say, a fall in prices may deserve to be looked upon as a natural event, bound to come and bound also to be followed by a natural recovery; and, in so doing, also to ascertain how price varies in relation to the available supply.

2. In the following Tables (Table I, *a-d*), are shown the average prices from month to month of the various sorts of fish (other than Herring) in Aberdeen market during the years 1903-6. The Tables show, what indeed is very well known, that there is a marked and regular depreciation of prices every year in summer time. This depreciation is especially apparent in the case of Cod, Haddock, and other Round Fish; in the case of Plaice, the most important of the Flat fishes, the fluctuations in price are not so great nor does the fall in price recur so regularly.

3. The variation in price affects the different fishes in very different degree, and as a general rule the most valuable fish (*cf.* Table II) suffer the smallest fluctuation. From Table III, we see, for instance, that in 1905 the lowest monthly price of medium Plaice fell about 30 per cent. short of the highest monthly average, while that of the small and of the large Plaice fell short by 50 to 60 per cent. The falling off in Haddocks was from about 53 to 70 per cent.; and with a great many fishes the lowest monthly prices of the year were about one-half of those in the best months.

4. Table V, which gives the average monthly prices for the whole market supply of Trawl and Line fish, shows at a glance the periodic nature of the fluctuation. After "smoothing" the values by taking for each month the mean between its own proper value and that of the two adjacent months, we obtain the simple curve of prices represented for successive years in Fig. 1, or, for the mean of the whole four years, in Fig. 2.

5. Though the seasonal fluctuations are so large in amount, yet they are so regularly repeated year by year that the average prices for the whole year vary little. The average prices of all trawl and line fish for the three years 1903-1906 were 11*s.*, 10*s.* 3*d.*, 11*s.* 4*d.*, 11*s.* 3*d.*, and of all fish whatsoever 10*s.* 8*d.*, 9*s.* 10*d.*, 10*s.* 10*d.*, 11*s.* In other words, the annual average varies less than 10 per cent., and seldom nearly so much, though the monthly average may fall within a single year over 40 per cent.

6. The annexed diagrams (Figs. 3-5), drawn from Table IV, show how nearly regular is the annual fluctuation of price in such fishes as Cod, Haddock, and Catfish, to which many other similar examples may be easily added from the Tables. Fig. 6 shows, by way of contrast, a less regular fluctuation in the case of Plaice, in which there is obviously some cause at work to raise instead of lower the price in summer time, and so to produce a double maximum in the year.

7. Such rapid variations in price as fish are subject to must be due to variations in the supply, or to variations in the demand, or to a combination of these causes. In Table V., and in the next diagram, Fig. 7, we have represented not only the average prices, but also the total quantities landed of all Trawl and Line fish. The curves are, in a general way, the converse of one another; the quantities are least, and the prices

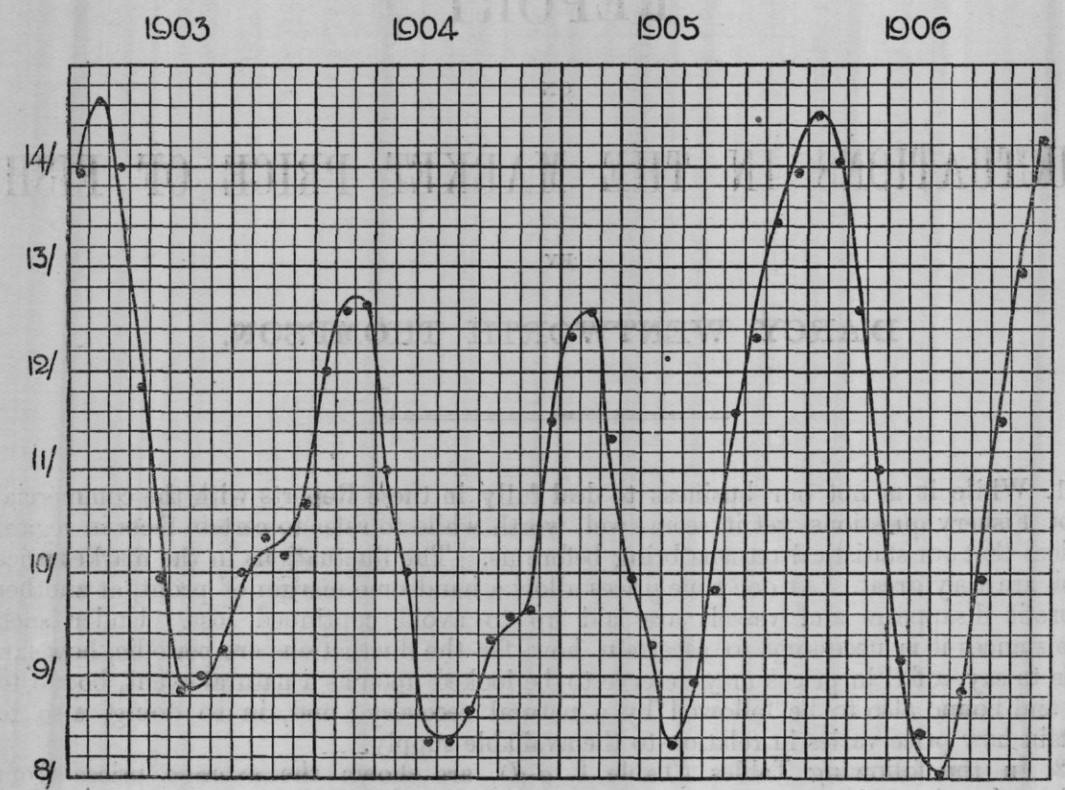

FIG. 1.—Average monthly prices, per cwt., of all FISH caught by Trawl and Line; Aberdeen Market, January, 1903—December, 1906, (from Table V; smoothed curve).

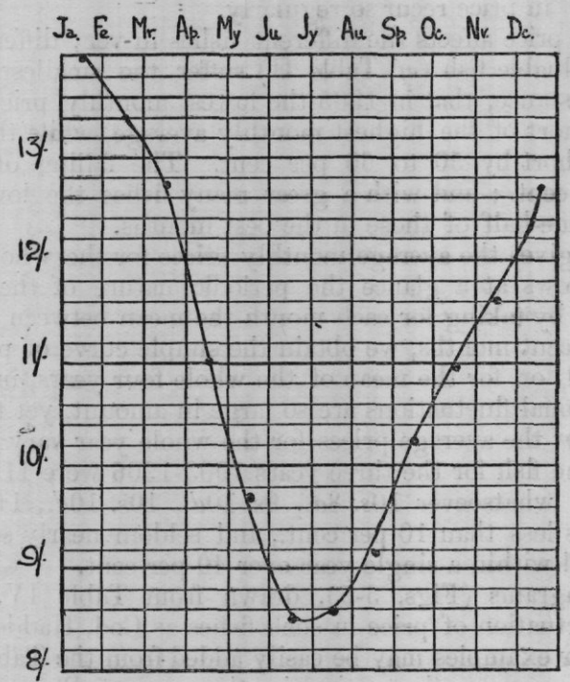

FIG. 2.—Average monthly prices, per cwt., in Aberdeen Market, of all Fish caught by Trawl and Line; mean of four years, 1903–6 (from Table V: smoothed curve).

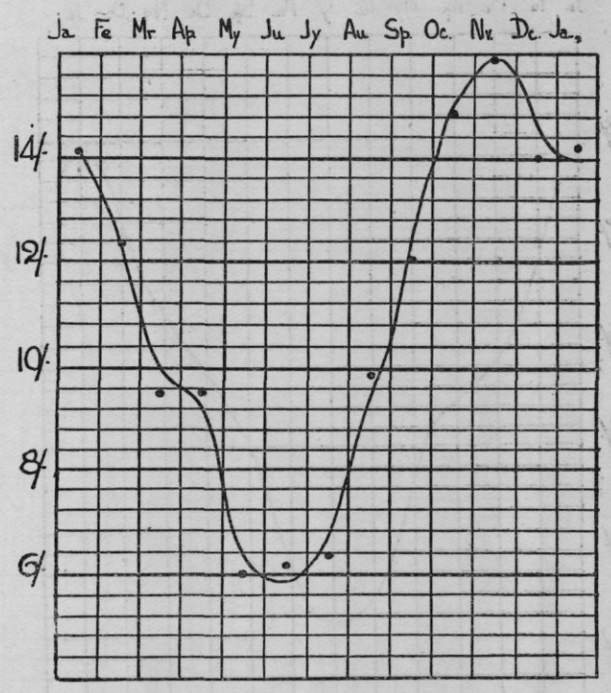

FIG. 3.—Mean monthly prices, per cwt., of COD: Aberdeen Market, 1903–6, (Table IV).

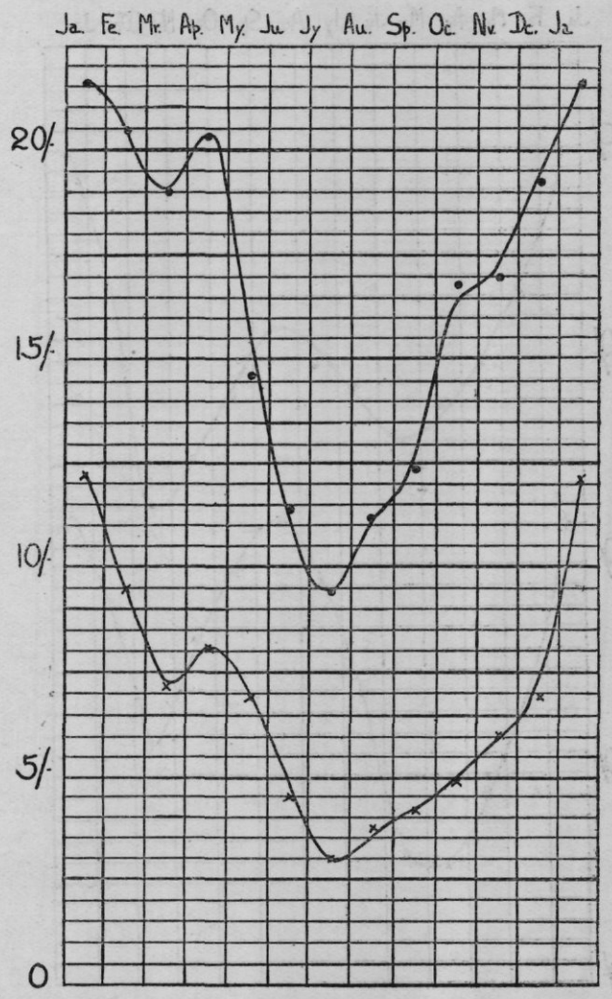

FIG. 4.—Mean monthly prices, per cwt., of HADDOCK: Aberdeen Market, 1903–6: (upper curve *Large*, lower curve *Small* Haddock).

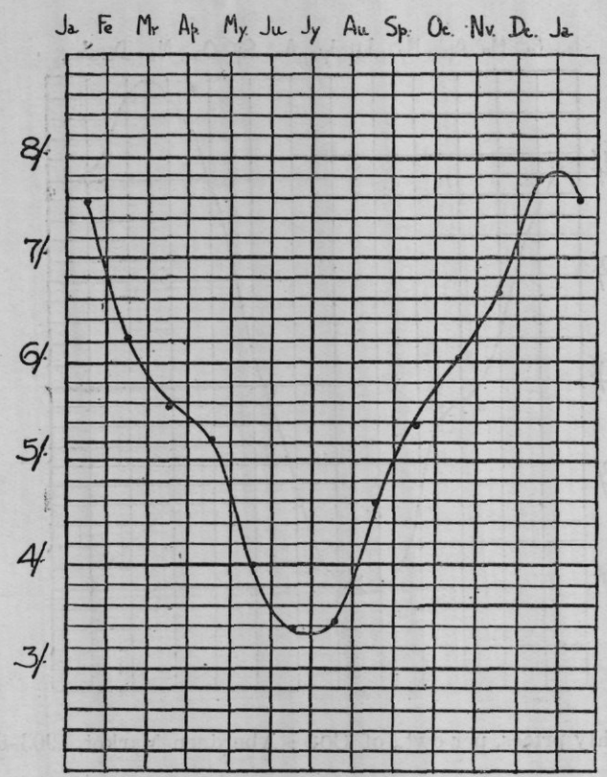

FIG. 5.—Mean monthly prices, per cwt., of CATFISH : Aberdeen Market, 1903–6.

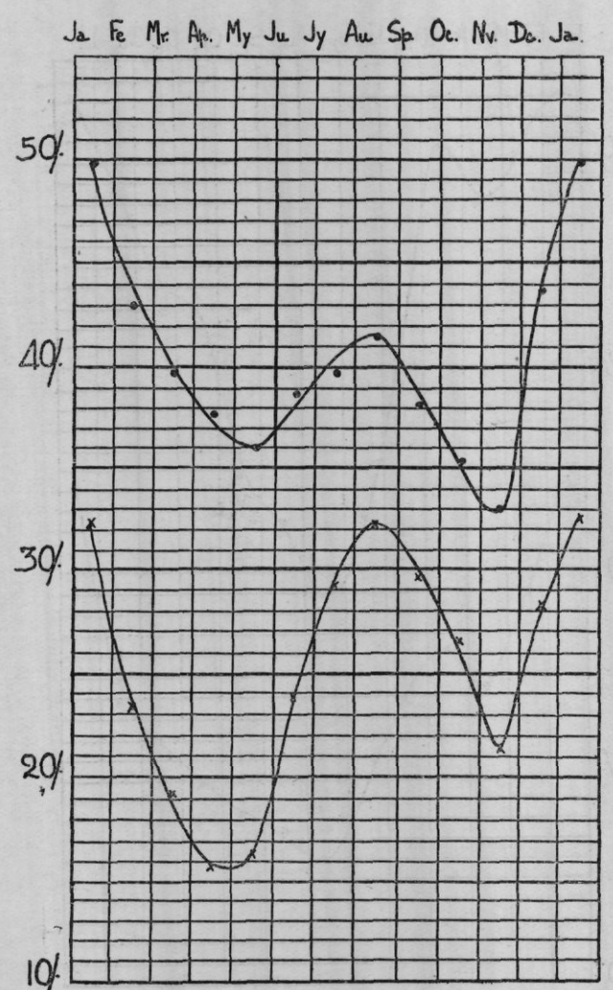

FIG. 6.—Mean monthly prices, per cwt., of PLAICE ; Aberdeen Market, 1903–6, (upper curve *Medium*, lower curve *Large* Plaice).

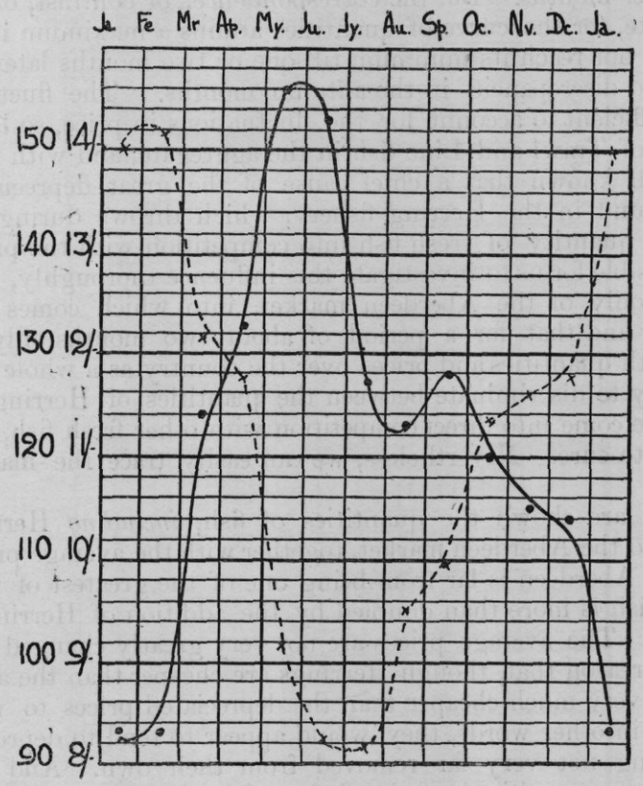

FIG. 7.—Mean monthly quantities, in thousands of cwts., and average prices of FISH caught by Trawl and Line: Aberdeen Market, mean of four years, 1903–6, (Table V). Price ——, quantity – – – –.

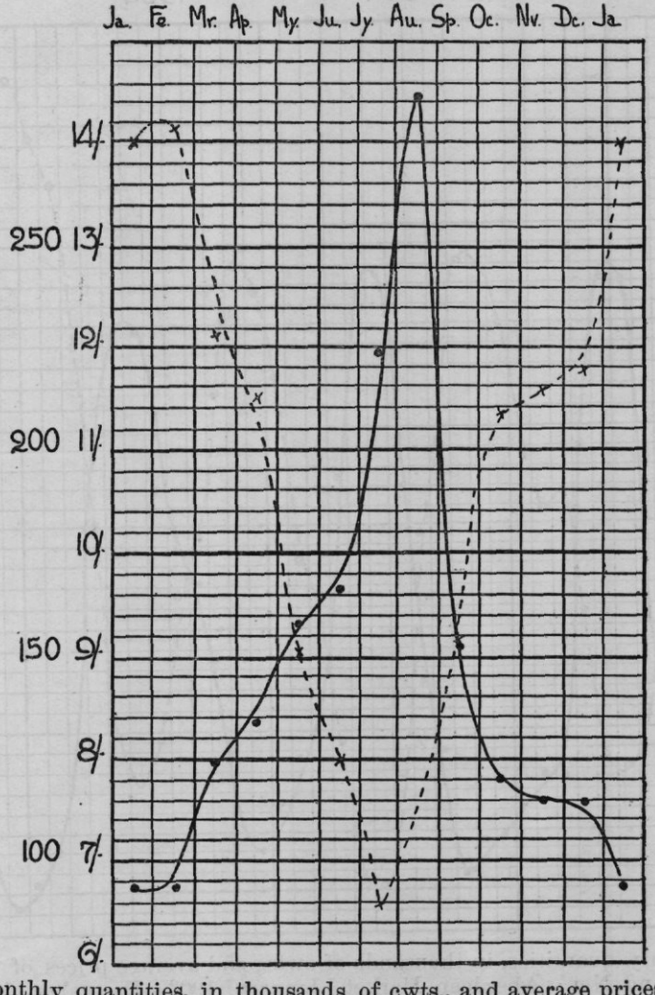

FIG. 8.—Mean monthly quantities, in thousands of cwts., and average prices of all FISH caught by Trawl, Line and Net: Aberdeen Market, mean of four years, 1903–6, (Table VI). Price ——, quantity – – – –.

highest, in the winter months. But the correspondence, or contrast, of the two curves is by no means accurate, for the curve of quantities attains a maximum in May, while the curve of prices does not reach its minimum till one or two months later, in June or July, and there are marked discrepancies in the autumn months. The fluctuations in supply are therefore not sufficient to account for the fluctuations in price, so long at least as we deal with the catch of Trawl and Line fish in the aggregate, and with it alone.

8. But it is well known that a chief cause of the great depreciation of prices in summer is to be found in the Herring fishery, which throws during the summer and autumn an immense quantity of fresh fish into competition with the produce of line and trawl. It is not possible for us to investigate this influence thoroughly, for to do so would involve a study not only of the Aberdeen market, into which comes only a moderate quantity of Herring and that for a period of about two months only, but it would be necessary to deal with quantities and prices over the country as a whole; and furthermore it would be necessary to discriminate between the quantities of Herring used in a fresh state, which therefore come into direct competition with other fresh fish, and the far larger quantities that go into cure. Nevertheless, we can easily trace the main features of the case.

9. In Table VI are shown the quantities of fish, *including* Herring, which come month by month into the Aberdeen market, together with the average prices of the whole. We see that, though Aberdeen is far from being one of the greatest of the Herring ports, the total supply of fish is more than doubled by the addition of Herring at the height of the summer season. The average prices are not very greatly changed from those shown in Table V, for the reason that, though Herrings are cheaper than the average of trawled fish, they are not so very much cheaper than the depreciated prices to which in summer time the latter fall; in other words, they would appear to tend to depreciate the value of the latter to something not very far removed from their own. And if we now draw a diagram (Fig. 8) of the quantities landed and the prices obtained for *all fish* in the market, including Herrings, we see that the curves of price and quantity are not only opposite in

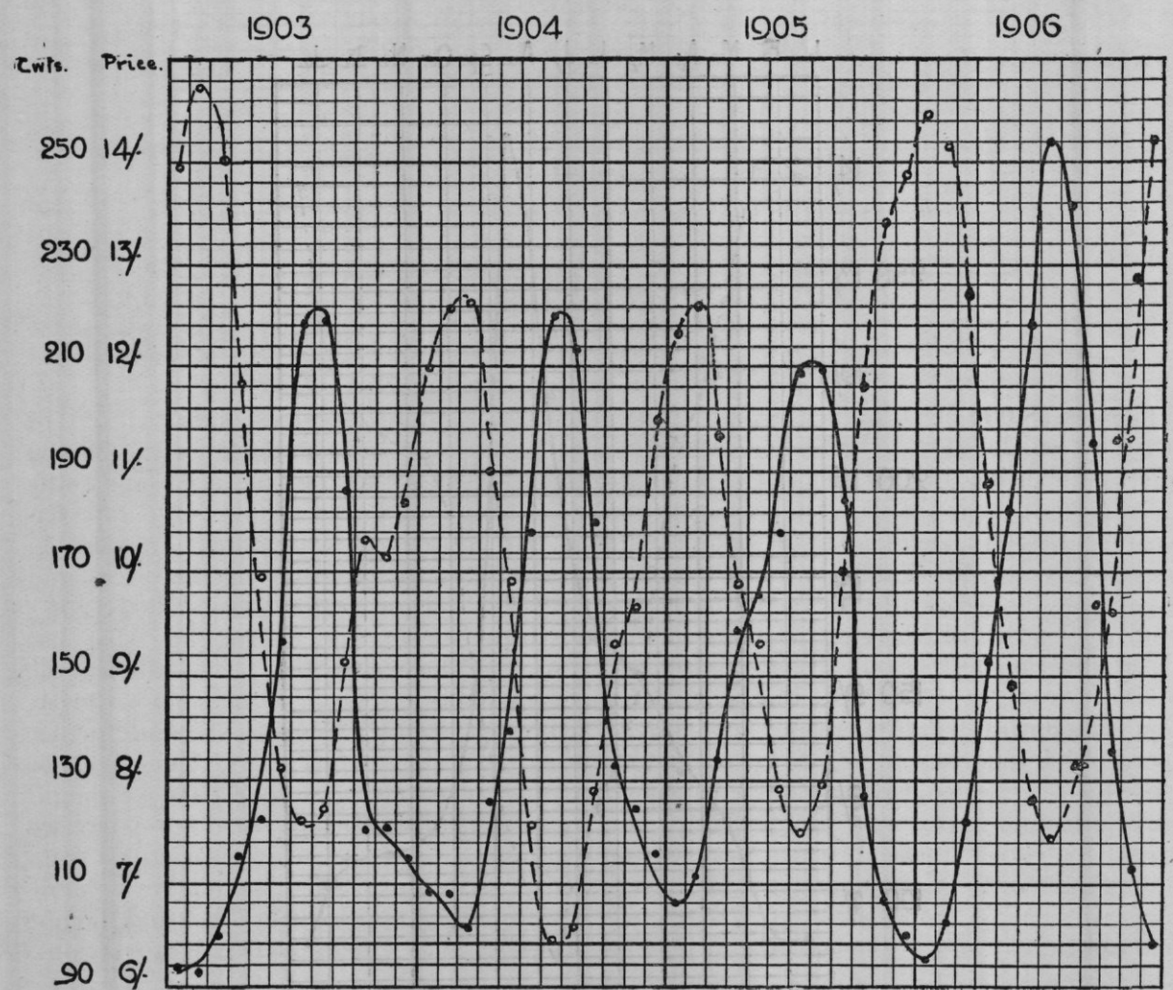

FIG. 9.—Mean monthly quantities, in thousands of cwts., and average prices of all FISH caught by Trawl, Line and Net: Aberdeen Market, January, 1903—December, 1906, (Table VI: smoothed curves). Price ——, quantities - - - -.

direction, but are very much more nearly the actual converse of one another than they were in Fig. 7, from which the supply of Herring was excluded. And Fig. 9, in which the same relations of price and quantity are shown for the four consecutive years, shows still more strikingly the regularity of alternation.

10. Figs. 8 and 9 are quite enough to show in this case that in a general way as the supply goes up the price comes down. But there are other methods of testing the correlation or interdependence of two factors, such as the quantities and average prices here referred to. One method, adapted to simple cases, consists in plotting the two sets of values against one another on squared paper, so that a single set of dots correspond, for instance, to prices according to their heights, and to quantities according to their horizontal distance. In the annexed diagram, Fig. 10, which is based upon Table VI., and refers to all fish, including Herring, the first dot corresponds to 78 on the horizontal scale, and

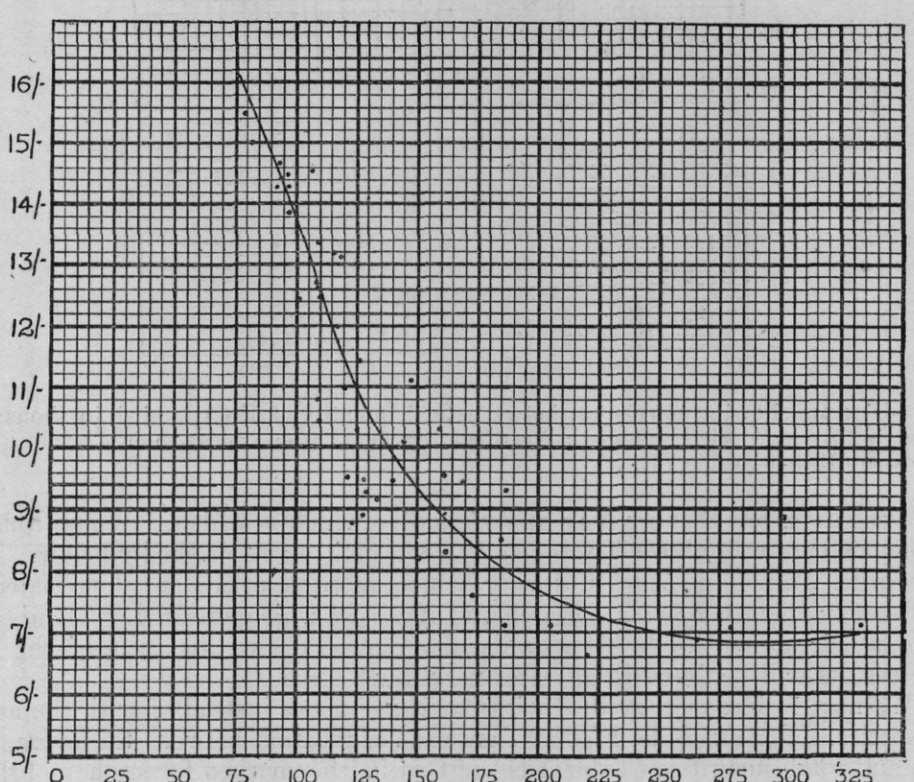

FIG. 10.—Diagram showing correlation between quantity landed, in thousands of cwts., and average price obtained, month by month, for all FISH caught by Trawl, Line and Net: Aberdeen Market, 1903–6 (Table VI).

indicates 78,000 cwts. of fish landed (February, 1903), while it corresponds to 15·5 or thereby, on the vertical scale, and indicates that the average price obtained for the 78,000 cwts. of fish was 15*s.* 6*d.* per cwt. When a series of points so marked out are found to lie in an orderly manner, so that we may strike a straight line or a simple curve approximately through them all, we know that the two factors are correlated or vary in dependence one upon another. In Fig. 10 there are 48 dots, representing the prices and quantities landed of all fish, including Herring, for the 48 months of the years 1903-1906 ; and we see that all the many dots lie at no great distance from the curved line that has been drawn amid them. The curve teaches us not only that the price falls as the quantities increase, but also that it does so at first quickly, then more and more slowly, and at length (though here our evidence is somewhat scanty) seems to show no further perceptible tendency to fall however much the supply may increase. The dots are not so neatly arranged, and do not correspond so closely to the mean curve, as we should expect to find them were we studying, for instance, some simple physical law ; but we must remember that our case is a complicated one. There are many variations from month to month in kind and quality as well as in quantity of fish ; the market is liable to be influenced, as has already been said, by the supply and demand in other and distant markets, and there may be other perturbing causes. But amid all these perturbations, the diagram shows us the general law that underlies them all.

11. If we were to construct a diagram similar to the last, but restricted to Trawl and Line fish only (Table V), we should find general indications of a like kind, but the points would be still more scattered, and the diagram less regular. We have printed such a

diagram, but only in an abbreviated form (Fig. 11) : giving, for simplicity's sake, not the value for each month of the four years, as in Fig. 10, but only the *mean* monthly values for the four years taken together. This is done in order that we may not only see the

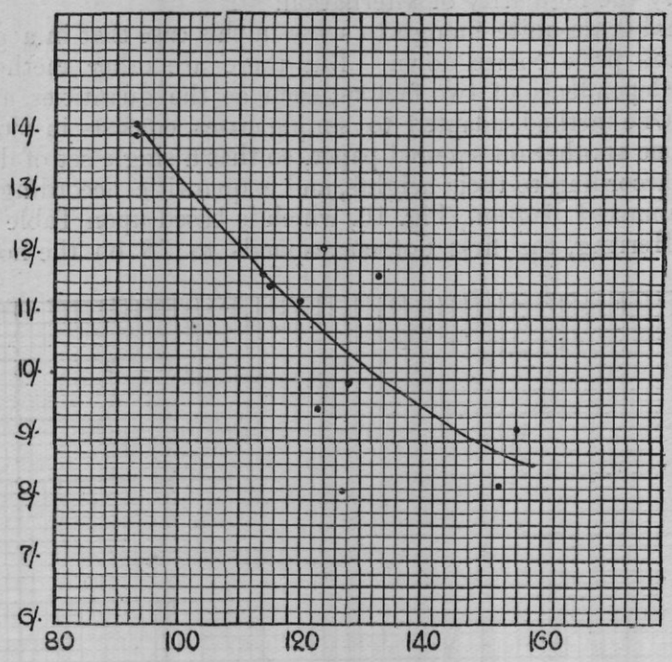

FIG. 11.—Diagram showing correlation between total quantity of FISH landed, in thousands of cwts., and average price obtained : Aberdeen Market, 1903-6 ; mean monthly values for the four years 1903-6 (Table VI).

position of the dots, but that we may easily identify which is which. We see that, of the twelve dots, two are well above the line and two are still more markedly below. The two latter represent July and August, during which months prices are depreciated by the Herring fishery ; the other two are March and April, at which season Lent tends to raise prices above their normal level. If a similar diagram be drawn for each of the separate years, the results will be found in all cases very much alike.

12. We may in like manner deal with particular fishes instead of with the aggregate of many species. For example, Fig. 12 shews the correlation between the average prices (Table I) and total quantities (Table VII) of Cod in the market for each month of the three years 1904-1906. The curve ascends steeply into high prices when the monthly supply falls to the neighbourhood of 10,000 cwts., but falls very slowly even though the supply increases from 35,000 to 70,000 cwts.

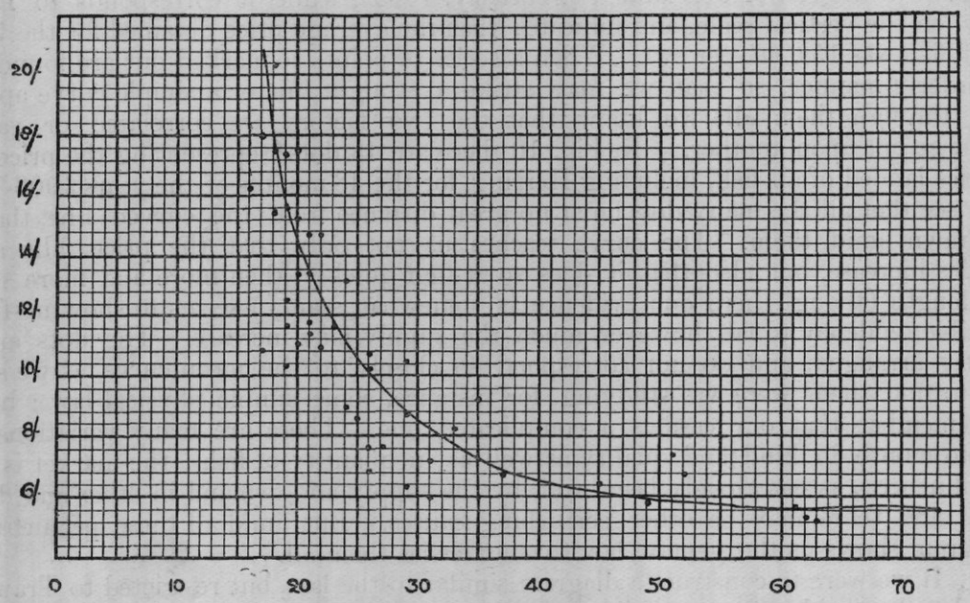

FIG. 12.—Diagram showing correlation between quantity of COD landed, in thousands of cwts., and average price obtained, month by month : Aberdeen Market, 1903-6 (Table VII).

13. If we try to apply the same method to all the other fishes, as we may very easily do, we shall not in all cases get equally good or equally simple results; for exceptional circumstances have to be reckoned with in particular cases. For instance, in the case of Turbot, fashion at particular seasons appears to have a great influence on the price; and the case of Haddock is complicated by great variations in quality or in the proportion of the different sizes of fish.

14. Certain other deductions are suggested by the facts and figures set forth above, but they are of a less simple kind and less easy to discuss. For instance, it will be observed that the curves shewn in Figs. 10 and 12 resemble a rectangular hyperbola, the property of which curve is that the product of its two coordinates is constant. That is to say, there is in the present case a tendency for the quantity of fish multiplied by the average price, in other words, the total sum spent and earned, to remain constant.

15. We may re-state this law in the following terms:—There is a certain average sum available for the purchase of fish, and the tendency is for just that sum to be expended whether the quantity of fish to be had in exchange for it be greater or less. Such a law, or a tendency towards such a law, is certainly at work, but there are other laws or tendencies simultaneously at work which run counter to it and modify its action.

16. The following are examples of counter-tendencies operating against the underlying law of constant expenditure, and I have satisfied myself that the influence of each and all of them may be demonstrated from the statistics at hand. Firstly, the expenditure upon fish alters slowly from year to year, growing with population, wealth, and fashion. Secondly, fashion annually dictates an increased expenditure upon this commodity at the season of Lent, and the foreign markets provide increased expenditure in the Herring season. Thirdly, when the price falls to a certain level, by reason of abundance in the supply, a new class of customers is attracted, a corresponding increase of expenditure takes place, and the fall in price is checked; the effect produced is illustrated by the manner in which the lower limb of the curves in Figs. 10 and 12 tends to be prolonged into a straight line. Lastly, in times of exceptional scarcity there is a limit of price above which the buyer will not buy, and in times of exceptional abundance or "glut" there is a limit below which the seller refuses to sell.

TABLE I*a*.—AVERAGE MONTHLY PRICE of FISH, per cwt. Aberdeen Market, 1903.

—	Jan.		Feb.		Mar.		Apr.		May.		June.		July.		Aug.		Sept.		Oct.		Nov.		Dec.	
	s.	*d.*	*s.*	*d.*	*s.*	*d.*	*s.*	*d.*	*s.*	*d.*	*s.*	*d.*	*s.*	*d.*	*s.*	*d.*	*s.*	*d.*	*s.*	*d.*	*s.*	*d.*	*s.*	*d.*
Cod	15	7	15	0	11	5	11	10	7	8	7	2	6	4	6	11	7	8	10	4	10	10	9	4
Codling	7	5	9	9	10	1	8	3	4	9	—		—		—		—		—		—		—	
Ling	9	9	9	11	9	6	8	3	6	0	6	2	4	9	4	9	4	8	5	7	6	0	5	9
Tusk	7	6	7	0	6	10	5	6	3	10	4	1	3	6	4	3	4	2	4	5	4	3	4	4
Saithe	4	10	4	9	3	11	3	3	2	11	3	6	3	5	3	0	3	4	3	7	4	7	6	2
Haddock	14	8	16	10	15	0	13	6	8	1	6	4	6	8	7	3	7	6	9	2	8	9	7	6
Whiting	6	2	9	3	9	9	6	11	3	9	5	3	5	4	5	10	4	6	5	1	4	4	3	3
Eel	14	3	15	10	14	4	14	2	8	7	7	2	7	7	6	10	7	7	9	1	9	10	8	6
Hake	8	6	16	7	—		12	8	5	10	—		—		—		—		—		—		—	
Squid	28	6	19	4	—		—		—		—		—		—		—		—		—		—	
Turbot	99	5	103	2	85	0	87	3	53	1	50	3	55	4	82	3	95	7	89	1	58	11	76	9
Halibut	60	4	56	11	53	6	45	1	27	8	30	9	25	7	31	5	39	3	41	3	42	6	50	7
Lemon Sole	75	1	72	10	63	2	55	5	31	8	39	3	32	9	44	4	42	9	49	2	47	4	57	5
Plaice	48	1	45	4	33	8	37	9	26	9	32	6	33	0	34	3	27	9	29	7	25	2	26	6
Brill	45	0	51	6	51	10	54	11	37	9	—		—		—		—		—		—		—	
Dab	13	4	13	8	11	9	11	3	7	0	—		—		—		—		—		—		—	
Witch	22	11	28	5	38	7	34	5	23	5	—		—		—		—		—		—		—	
Megrim	31	2	29	3	28	1	19	8	13	8	—		—		—		—		—		—		—	
Skate	8	11	8	5	8	5	6	0	3	9	4	0	2	8	3	2	3	8	4	8	5	2	5	4
Total	13	11	15	6	14	7	12	10	8	11	9	0	8	1	9	5	9	7	11	0	10	5	9	2

TABLE I*b*.—AVERAGE MONTHLY PRICE of FISH, per cwt. Aberdeen Market, 1904.

—	Jan.		Feb.		Mar.		Apr.		May.		June.		July.		Aug.		Sept.		Oct.		Nov.		Dec.	
	s.	*d.*	*s.*	*d.*	*s.*	*d.*	*s.*	*d.*	*s.*	*d.*	*s.*	*d.*	*s.*	*d.*	*s.*	*d.*	*s.*	*d.*	*s.*	*d.*	*s.*	*d.*	*s.*	*d.*
Cod	11	9	12	5	8	7	8	9	5	10	5	3	6	0	11	9	11	0	13	6	15	3	13	9
Codling	7	0	9	5	8	10	9	0	6	10	4	9	4	6	6	2	6	3	7	2	7	6	7	4
Ling	6	6	8	2	6	5	6	7	6	0	4	11	4	7	4	6	4	6	5	2	5	6	6	0
Tusk	4	10	6	9	5	3	5	0	4	0	2	10	3	6	4	2	4	9	4	9	5	3	4	7
Saithe	4	3	5	10	4	3	4	8	2	10	2	4	2	7	3	4	3	3	3	9	3	7	3	10
Haddock, E. large ...	12	10	17	8	11	9	10	4	6	11	5	5	5	5	7	11	7	9	10	9	13	6	15	6
„ large ...	19	0	21	2	18	4	22	1	11	9	10	7	7	9	11	7	10	3	12	7	15	10	15	3
„ medium ...	13	4	15	5	12	2	15	3	11	5	9	8	5	3	6	7	6	4	6	11	9	4	8	9
„ small ...	7	5	9	3	5	3	9	0	6	4	4	8	2	5	3	6	3	5	3	11	5	4	4	8
Whiting	6	1	8	4	6	3	8	6	7	6	6	3	3	8	7	0	3	0	3	10	4	3	3	5
Eel	11	9	12	2	8	10	6	10	7	10	5	2	4	5	4	2	6	3	6	2	8	11	7	8
Gurnard	4	7	5	10	3	8	4	7	4	2	1	3	1	0	1	5	1	2	1	10	2	10	2	4
Catfish	7	11	7	7	6	1	6	3	4	3	3	5	2	8	4	9	4	7	6	3	5	7	6	4
Monk	2	10	3	10	2	10	3	6	2	7	1	10	1	4	1	11	1	9	1	10	2	2	2	4
Hake	16	3	20	7	18	0	17	10	14	9	5	10	6	8	8	9	5	5	10	2	11	0	14	4
Squid	2	10	7	7	6	7	—		—		—		—		—		—		4	3	15	4	12	11
Turbot	77	2	92	6	72	10	80	3	56	5	49	11	53	3	85	0	73	8	71	3	66	10	74	3
Halibut	55	10	57	0	42	7	35	9	27	2	25	3	25	8	28	2	28	10	40	9	36	4	41	0
Lemon Sole	73	9	74	7	57	3	53	4	40	2	38	7	30	9	43	3	39	1	40	5	42	5	48	3
Plaice, large	39	4	24	7	14	0	16	2	18	2	23	2	29	10	32	1	24	10	22	3	15	0	24	10
„ medium ...	52	0	45	4	33	7	39	9	36	1	39	10	38	4	43	8	33	4	27	2	26	9	39	0
„ small	28	2	26	0	23	9	28	7	20	9	20	5	17	4	13	3	12	10	13	2	16	0	19	3
Brill	44	0	49	5	50	0	52	4	42	4	41	11	41	0	49	8	56	0	45	11	40	11	40	0
Dab	11	5	12	3	9	11	11	2	9	5	9	0	7	7	8	8	8	1	8	1	7	9	7	10
Witch	26	0	36	3	26	11	23	10	21	8	26	2	20	11	23	11	18	10	17	1	12	7	11	1
Megrim	20	0	28	3	17	4	22	3	22	1	18	9	19	11	18	10	14	2	13	6	14	10	11	10
Skate	7	7	7	10	5	5	5	9	4	6	2	6	2	8	4	2	3	6	4	9	5	2	5	3
Total	12	5	14	5	10	10	12	8	9	7	7	10	7	8	9	6	8	10	9	7	10	3	9	3

TABLE I*c*.—AVERAGE MONTHLY PRICE of FISH, per cwt. Aberdeen Market, 1905.

—	Jan.		Feb.		Mar.		Apr.		May.		June.		July.		Aug.		Sept.		Oct.		Nov.		Dec.	
	s.	*d.*	*s.*	*d.*	*s.*	*d.*	*s.*	*d.*	*s.*	*d.*	*s.*	*d.*	*s.*	*d.*	*s.*	*d.*	*s.*	*d.*	*s.*	*d.*	*s.*	*d.*	*s.*	*d.*
Cod	16	3	11	1	8	3	8	3	5	8	6	9	6	8	10	3	14	9	18	0	17	5	15	9
Codling	10	9	9	4	9	3	9	6	6	9	5	9	6	2	6	10	8	0	10	10	10	3	10	11
Ling	8	7	7	4	6	6	6	1	5	3	5	0	4	5	4	5	4	7	5	7	6	5	7	4
Torsk	7	8	7	3	5	5	5	9	4	0	4	3	5	1	4	10	4	7	6	3	7	6	7	0
Saithe	6	3	5	1	4	2	3	11	2	9	2	4	3	4	3	5	3	5	3	11	4	3	7	0
Haddock, E. large ...	16	10	12	1	9	7	9	7	6	4	5	8	7	7	7	9	9	11	14	5	14	11	16	1
„ large ...	24	3	18	9	16	6	19	5	13	3	11	3	11	4	12	2	15	0	21	8	18	2	21	0
„ medium ...	17	3	13	7	11	6	13	11	10	7	9	9	7	4	9	0	11	6	15	8	13	1	15	1
„ small ...	18	1	9	5	7	11	9	8	7	0	6	1	4	5	6	1	6	8	7	7	7	8	8	11
Whiting	8	8	8	5	7	1	8	7	6	0	4	7	4	1	5	5	6	5	9	5	8	1	8	11
Eel	11	2	10	3	7	10	8	5	4	8	2	6	2	4	4	2	6	7	9	8	7	6	8	10
Gurnard	3	1	3	10	4	3	4	8	2	5	2	1	0	11	1	8	1	5	2	3	2	6	2	2
Catfish	7	5	5	7	5	2	4	10	3	4	3	3	4	0	4	6	5	10	6	2	6	8	7	11
Monk	3	10	3	9	4	0	3	6	2	8	2	1	1	7	2	5	2	9	3	9	4	2	6	1
Hake	18	1	18	5	18	6	9	10	8	3	7	10	6	10	8	6	7	9	9	3	12	0	16	6
Squid	21	8	9	4	—		—		—		—		—		—		4	0	2	11	9	9	19	6
Turbot	85	3	87	0	101	6	94	7	66	1	52	11	59	8	75	9	93	8	91	1	78	7	88	8
Halibut	50	9	45	10	44	0	38	3	28	8	29	6	31	0	32	11	40	5	39	8	32	1	39	8
Lemon Sole	68	11	57	1	57	4	52	0	36	9	33	10	32	4	40	0	37	6	41	6	49	8	63	7
Plaice, large ...	28	2	21	9	19	9	13	10	18	5	25	3	29	10	35	3	32	8	29	1	22	11	28	4
„ medium ...	46	11	39	6	41	3	37	10	35	6	39	10	40	3	43	2	39	0	37	1	33	1	42	10
„ small ...	24	1	22	9	26	10	13	4	12	6	15	11	20	5	20	1	19	5	17	2	16	0	24	7
Brill	51	3	56	8	49	2	60	0	50	0	49	9	42	1	50	10	62	10	56	8	38	10	43	10
Dab	11	8	9	2	10	10	10	0	7	2	8	11	8	3	7	1	8	11	8	3	9	5	11	11
Witch	26	5	24	2	27	0	23	9	22	2	19	8	13	8	21	9	19	3	19	1	15	7	22	10
Megrim	25	11	25	9	23	2	18	6	15	9	20	3	20	9	21	8	11	11	14	4	15	4	21	1
Skate	8	4	7	0	6	11	5	8	3	9	4	1	2	11	3	9	4	3	5	0	5	6	6	10
Total	15	0	12	8	10	1	11	2	8	6	8	5	8	2	10	2	11	2	13	4	12	6	14	6

TABLE I*d*.—AVERAGE MONTHLY PRICE of FISH, per cwt. Aberdeen Market, 1906.

—	Jan.		Feb.		Mar.		Apr.		May.		June.		July.		Aug.		Sept.		Oct.		Nov.		Dec.	
	s.	*d.*	*s.*	*d.*	*s.*	*d.*	*s.*	*d.*	*s.*	*d.*	*s.*	*d.*	*s.*	*d.*	*s.*	*d.*	*s.*	*d.*	*s.*	*d.*	*s.*	*d.*	*s.*	*d.*
Cod	13	3	10	9	9	4	7	6	5	8	5	5	6	5	10	5	14	8	17	7	20	4	17	6
Codling	10	11	10	11	11	10	9	5	8	9	6	11	6	9	7	6	7	10	10	10	11	9	12	0
Ling	8	3	8	3	7	9	6	0	6	5	5	2	4	11	4	6	4	11	5	8	6	9	7	7
Torsk	6	11	7	2	5	9	4	8	4	10	4	1	4	8	5	0	5	11	6	7	7	7	9	9
Saithe	6	11	5	9	5	3	3	6	3	1	2	8	2	11	3	2	3	6	4	5	6	10	7	3
Haddock, E. large	12	8	10	6	10	6	8	2	6	7	5	0	6	3	8	0	10	6	13	6	13	6	12	7
„ large ...	21	7	21	6	22	6	19	5	19	0	12	2	8	11	9	9	11	10	16	4	17	1	21	6
„ medium	16	0	16	6	16	0	11	11	14	8	9	11	7	6	7	4	8	10	11	7	12	7	15	8
„ small ...	10	11	9	10	8	5	5	7	7	5	2	9	2	2	1	7	2	4	3	4	5	2	7	3
Whiting	9	6	11	9	10	2	6	3	11	7	6	9	5	6	4	7	3	7	5	10	8	8	9	11
Eel	11	2	9	5	9	5	7	5	6	1	5	0	1	11	4	2	5	9	10	9	11	0	12	0
Gurnard	2	2	2	8	3	6	1	8	2	7	0	10	0	11	0	9	1	3	1	4	1	11	2	7
Catfish	7	6	5	8	5	6	4	8	4	5	3	3	3	7	4	7	5	7	5	10	7	9	9	0
Monk	6	2	5	9	4	4	3	4	3	4	1	8	1	6	1	8	2	1	2	5	3	11	4	6
Hake	21	9	21	6	12	3	14	9	9	4	6	9	7	5	8	6	8	11	12	0	15	4	18	7
Squid	23	8	9	3	4	0	—		—		—		—		—		—		19	2	9	11	14	7
Turbot	94	5	102	11	101	3	94	5	70	6	50	1	57	10	77	4	96	5	80	7	90	6	104	4
Halibut	42	4	48	5	48	0	36	9	34	5	34	4	33	7	36	10	38	5	38	10	38	1	46	3
Lemon Sole ...	70	10	64	5	62	4	47	4	52	5	36	8	35	5	44	0	45	8	48	9	59	1	67	4
Plaice, large ...	30	0	23	10	23	10	17	1	21	4	23	5	28	0	29	7	31	2	28	6	25	11	31	8
„ medium ...	50	9	44	3	44	2	35	5	36	5	36	5	41	0	37	5	41	11	41	11	39	3	49	3
„ small ...	29	11	27	7	28	9	26	5	19	8	22	3	20	2	19	10	19	3	23	10	20	4	28	9
Brill	52	0	48	0	50	7	57	4	47	4	34	1	39	2	64	3	48	11	51	8	52	10	56	4
Dab	13	9	10	6	11	7	7	7	9	7	11	3	8	7	9	11	11	2	9	9	7	9	9	8
Witch	28	11	39	2	40	1	30	8	30	1	17	8	22	6	24	11	25	8	28	5	33	10	30	5
Megrim	25	5	30	9	27	2	20	8	19	11	17	5	17	9	16	6	13	3	15	5	19	9	24	11
Skate	8	7	9	0	6	9	6	2	5	8	4	0	3	8	3	6	3	11	5	2	7	1	7	11
Total	14	9	14	3	13	2	10	3	9	4	7	1	6	11	8	2	9	5	11	5	13	2	14	3

TABLE II.—AVERAGE PRICE of FISH in Aberdeen Market, 1903–1906.

—	1903.		1904.		1905.		1906.		Mean.	
	s.	*d.*	*s.*	*d.*	*s.*	*d.*	*s.*	*d.*	*s.*	*d.*
Turbot	78	0	71	1	81	3	85	1	78	10
Lemon Sole	50	11	48	6	47	7	52	10	49	11
Brill	—		46	2	51	0	50	3	49	2
Halibut	42	1	37	0	37	9	39	8	39	1
Plaice, medium	33	4	37	11	39	8	41	6	38	1
„ large	—		23	8	25	5	26	2	25	1
Witch	—		22	1	21	3	29	4	24	3
Plaice, small	—		20	0	19	5	23	11	21	1
Megrim	—		18	6	19	6	20	8	19	7
Haddock, large	—		13	8	16	11	16	7	15	9
Hake	—		12	6	11	10	13	1	12	6
Haddock, medium	10	1	10	0	12	4	12	5	11	2
Mean	11	0	10	3	11	4	11	0	10	11
Cod	9	11	10	4	11	7	11	7	10	10
Haddock, extra large	—		10	6	10	11	9	10	10	5
Dab	—		9	3	9	4	10	1	9	7
Codling	—		7	1	8	8	9	7	8	5
Eels	10	4	7	6	7	0	7	10	8	2
Whiting	5	9	5	8	7	2	7	10	6	7
Haddock, small	—		5	5	8	4	5	7	6	5
Ling	6	9	5	9	6	0	6	4	6	2
Catfish	—		5	6	5	5	5	7	5	6
Torsk	5	0	4	8	5	10	6	1	5	5
Skate	5	4	4	11	5	4	5	11	5	4
Saithe	3	11	3	9	4	8	4	7	4	3
Monk	—		2	5	3	5	3	5	3	1
Gurnard	—		2	11	2	7	1	10	2	5

TABLE III.—LOWEST MONTHLY PRICES of FISH in Aberdeen Market, the highest Monthly Average for the year being taken as 100.

—	1903.*	1904.	1905.	1906.	Mean.
Brill	—	73·1	61·8	53·0	62·6
Plaice, medium	55·2	51·5	70·5	69·7	61·7
Dab	—	61·7	59·4	62·6	61·2
Halibut	42·5	44·8	56·5	69·4	53·3
Ling	47·1	54·8	51·6	54·6	52·0
Plaice, small	—	44·9	46·5	64·4	51·9
Codling	47·4	48·1	52·4	55·9	50·9
Turbot	48·7	53·9	52·1	48·0	50·7
Witch	—	47·1	52·6	44·0	47·9
Megrim	—	47·8	46·0	43·0	45·6
Tusk	46·6	42·1	51·9	41·9	45·6
Lemon Sole	42·2	41·3	46·9	49·9	45·1
Plaice, large	—	38·2	39·3	50·4	42·6
Haddock, large	—	34·9	46·6	39·6	40·4
„ medium	37·9	34·1	42·5	44·4	39·7
Saithe...	47·8	40·0	34·2	36·6	39·6
Haddock, extra large	—	30·7	33·8	37·0	37·2
Catfish	—	33·3	41·4	35·9	36·8
Whiting	33·0	35·7	43·7	30·5	35·7
Skate	30·1	32·4	34·7	38·9	34·0
Cod	40·6	34·4	31·5	26·6	33·3
Hake	—	28·4	36·8	30·6	31·9
Eel	43·2	34·2	21·1	16·1	28·6
Monk	—	34·4	25·6	24·1	28·0
Haddock, small	—	26·3	24·4	14·8	21·8
Gurnard	—	16·3	18·8	20·7	18·6

* The records for 1903 are incomplete, several kinds and sizes of fish, afterwards distinguished, being up to that time grouped together. "Plaice" in that year includes also other flat-fish, *e.g.*, Brill, Witch, and Megrim.

TABLE IV.—MEAN MONTHLY PRICES of certain FISH in Aberdeen Market.

—	Jan.	Feb.	Mar.	Apr.	May.	June.	July.	Aug.	Sept.	Oct.	Nov.	Dec.
	s. *d.*	*s.* *d.*	*s.* *d.*	*s.* *d.*	*s.* *d.*	*s.* *d.*	*s.* *d.*	*s.* *d.*	*s.* *d.*	*s.* *d.*	*s.* *d.*	*s.* *d.*
Cod (1903–1906) ...	14 2	12 4	9 5	9 1	6 0	6 2	6 4	9 10	12 0	14 10	15 11	14 0
Codling (1904–1906)	9 7	9 11	10 0	9 4	7 5	5 10	5 10	6 10	7 4	9 7	9 10	10 1
Haddock, Large (1904–1906).	21 7	20 6	19 1	20 4	14 8	11 4	9 4	11 2	12 4	16 10	17 0	19 3
Haddock, small (1904–1906).	12 2	9 6	7 2	8 1	6 11	4 6	3 0	3 9	4 2	4 11	6 1	6 11
Whiting (1903–1906)	7 7	9 5	8 4	7 7	7 2	5 8	4 8	5 11	4 4	6 0	6 4	6 4
Plaice, large (1904–1906).	32 6	23 5	19 2	15 8	19 4	23 11	29 3	32 4	29 7	26 7	21 3	28 3
Plaice, medium (1904–1906).	49 11	43 0	39 8	37 8	35 0	38 8	39 10	41 5	38 1	35 5	33 0	43 8
Catfish (1904–1906) ...	7 7	6 3	5 7	5 3	4 0	3 4	3 5	4 7	5 4	6 1	6 8	7 9

TABLE V.—TOTAL QUANTITIES of TRAWLED and LINE-CAUGHT FISH in Aberdeen Market (in thousands of cwts.).

—	Jan.	Feb.	Mar.	Apr.	May.	June.	July.	Aug.	Sept.	Oct.	Nov.	Dec.	Mean.
1903	94	78	106	117	123	124	110	107	123	122	110	133	112
1904	101	94	129	109	140	160	120	113	135	122	125	129	122
1905	82	108	145	148	182	156	136	132	129	110	110	97	128
1906	94	93	118	157	176	170	140	140	125	126	116	98	130
Mean	93	93	124	133	156	153	127	123	128	120	115	114	123

AVERAGE PRICES.

	s. *d.*	*s.* *d.*	*s.* *d.*	*s.* *d.*	*s.* *d.*	*s.* *d.*	*s.* *d.*	*s.* *d.*	*s.* *d.*	*s.* *d.*	*s.* *d.*	*s.* *d.*
1903	13 11	15 6	14 7	12 0	8 10	9 0	8 8	9 5	9 7	11 0	10 5	9 2	11 0
1904	12 5	14 5	10 10	12 8	9 7	7 10	7 8	10 0	8 10	9 7	10 3	9 3	10 3
1905	15 0	12 8	10 1	11 2	8 6	8 5	8 2	10 2	11 2	13 4	12 6	14 6	11 4
1906	14 9	14 3	13 2	10 3	9 6	7 10	8 0	8 5	10 0	11 5	13 2	14 3	11 3
Mean	14 0	14 2	12 2	11 9	9 2	8 3	8 2	9 6	9 11	11 4	11 7	11 9	11 0

TABLE VI.—TOTAL QUANTITIES of all FISH CAUGHT by TRAWL, LINE and NET in Aberdeen Market (in thousands of cwts.).

—	Jan.	Feb.	Mar.	Apr.	May.	June.	July.	Aug.	Sept.	Oct.	Nov.	Dec.	Mean.
1903	94	78	106	117	124	127	221	308	127	122	110	133	139
1904	101	94	129	109	140	172	224	268	151	122	125	129	147
1905	82	108	145	148	185	162	186	279	162	110	110	97	148
1906	94	93	118	158	183	205	266	294	167	126	116	98	160
Mean	93	93	124	133	158	189	224	287	152	120	115	114	150

AVERAGE PRICES.

	s. *d.*	*s.* *d.*	*s.* *d.*	*s.* *d.*	*s.* *d.*	*s.* *d.*	*s.* *d.*	*s.* *d.*	*s.* *d.*	*s.* *d.*	*s.* *d.*	*s.* *d.*
1903	13 11	15 6	14 7	12 0	8 10	8 11	6 9	7 1	9 6	11 0	10 5	9 2	10 8
1904	12 5	14 5	10 10	12 8	9 6	7 8	5 6	6 2	8 1	9 7	10 3	9 3	9 10
1905	15 0	12 8	10 1	11 2	8 6	8 3	7 1	7 2	9 10	13 4	12 6	14 6	10 10
1906	14 9	14 3	13 2	10 3	9 4	7 1	6 11	8 2	9 5	11 5	13 2	14 3	11 0
Mean	14 0	14 2	12 2	11 9	9 0	8 0	6 7	7 2	9 2	11 4	11 7	11 9	10 7

TABLE VII.—TOTAL QUANTITY of COD landed at Aberdeen (in hundreds of cwts.).

—	Jan.	Feb.	Mar.	Apr.	May.	June.	July.	Aug.	Sept.	Oct.	Nov.	Dec.
1904	132	124	193	231	391	468	217	126	146	127	118	125
1905	106	142	259	327	476	334	256	175	130	978	102	123
1906	168	187	291	421	690	511	342	200	128	117	100	115

Trade and Commerce &c.—*cont.*

[Cd. 3545.] Navigation and Shipping, United Kingdom. Statement. 1906. 3*s*.
[Cd. 3639.] British Trade in Australia. Conditions and Prospects. Report. 11*d*.
[Cd. 3708.] Colonial Import Duties. 1907. 2*s*. 9*d*.
[Cd. 3788.] Voluntary Conciliation and Arbitration Boards and Joint Committees. Report on Rules of. 1*s*. 4*d*.
[Cd. 3859.] Foreign Import Duties. 1907. 3*s*.
[Cd. 3867.] British Trade in New Zealand. Conditions and Prospects. Report. 8*d*.
[Cd. 3868.] British Trade in Canada. Conditions and Prospects. Report. 1*s*. 5*d*.
[Cd. 4080.] Commercial Treaties in Force on 1 January 1908. 5½*d*.
[Cd. 4115.] Imports and Exports at Prices of 1900. Tables for 1900–1907. 2½*d*.
[Cd. 4153.] British Trade in Newfoundland. Conditions and Prospects. Report. 5*d*.
[Cd. 4267.] Denmark. New Customs Tariff. 1908. 6*d*.

Record Office Publications:—

I. Calendars:—

Letters and Papers, Foreign and Domestic. Henry VIII. Vol. XXI., part I. 1546. 15*s*.
Patent Rolls. Henry VI. Vol. IV. 1441–1446. 15*s*.
State Papers. Colonial Series. Vol. XVII. America and West Indies, 1699; also Addenda, 1621–1698. 15*s*.
State Papers and Manuscripts relating to English Affairs existing in the Archives and Collections of Venice and in other Libraries of Northern Italy. Vol. XIV. 1615–1617. 15*s*.

II. Lists and Indexes:—

No. XXVI. Index of Inquisitions. Vol. II. Elizabeth. 12*s*.

Military:—

Artillery. Field. Training. 1908. 1*s*.
Cyclist Training. Provisional. 1908. 4*d*.
Engineering. Military. Part I. Field Defences. 1908. 1*s*. 6*d*.
Equipment Regulations. Parts 1, 2, and 3. Amendments. August 1908. 1*d*.
Equipment Regulations. Part II. Section I. Infantry. 4*d*.
Establishments. War. For 1908–1909. 8*d*.
Examination Papers:—
Military Entrance. R.M. Academy, R.M. College. June–July 1908. 1*s*.
Modern Foreign Languages. July 1908. 1*s*.
Field Service Pocket Book. 1908. 1*s*.
German Army. Manœuvres Regulations. 1908. 3*d*.
Officers' Training Corps. Regulations. 1908. Provisional. 2*d*.
Physical Training. Manual of. 1*s*.
Position Finder. Handbook. 1908. 3*d*.
Russo-Japanese War. Reports from British Officers attached to the Japanese and Russian Forces in the Field. In three vols., with two cases of Maps (*not sold separately*). 21*s*.
Telephones in the Field. Technical Instructions for the Use of. Provisional. 1908. 2*d*.
Territorial Force:—
Regulations for, and for County Associations. 1908. (Provisional.) 9*d*.

Admiralty Publications:—

Africa Pilot, Part II., 1901. Revised Supplement, 1908. 4*d*.
Africa Pilot, Part III., 1905. Supplement, 1908. 3*d*.
Black Sea Pilot. Comprising the Dardanelles, Sea of Marmara, Bosporus, Black Sea, and Sea of Azov. 1908. 3*s*. 6*d*.
Gunnery. Courses of Instruction in, for Officers, Seamen, and Marines. 6*d*.
Islands in the Southern Indian Ocean, 1904. Supplement, 1908. 6*d*.
Mediterranean Pilot, Vol. IV. Comprising the Archipelago, with the adjacent Coasts of Greece and Turkey, including also the Island of Crete or Candia. 4th Edition. 4*s*. 6*d*.
North Sea Pilot, Part II., 1905. Supplement, 1908. 3*d*.
Tide Tables for the British and Irish Ports for 1909. 2*s*.

Local Government Board:—

Reports of Inspector of Foods. No. 6. Preservatives in Meat Foods packed in cans or glass. 8*d*.
Reports of Medical Inspectors:—No. 305. Sanitary Circumstances and Administration of the St. Asaph (Flintshire) and of the St. Asaph (Denbighshire) Rural District. 5*d*.
Sanatoria for Consumption and certain other Aspects of the Tuberculosis Question. (Reprinted with omissions and additions from [Cd. 3657] of 1907.) 5*s*.

Emigrants' Information Office, 31, Broadway, Westminster, S.W.:—

Colonies, Handbooks for:—
No. 1. Canada. 2. New South Wales. 3. Victoria. 4. South Australia. 5. Queensland. 6. Western Australia. 7. Tasmania. 8. New Zealand. 9. Cape Colony. 10. Natal. 11. Transvaal. 12. Orange River Colony. 1*d*. each.
No. 13. Professional Handbook. 14. Emigration Statutes and General Handbook. 3*d*. each.
No. 15. (Nos. 1 to 14 in cloth). 2*s*.
Intending Emigrants, Information for:—Argentine Republic, 1907, 2*d*. East Africa Protectorate, 1906, 6*d*. Ceylon, 1907, 1*d*. Federated Malay States, &c., 1907, 6*d*. Newfoundland, Jan. 1908, 1*d*. Nyasaland Protectorate, Sept. 1907, 6*d*. Uganda Protectorate, 1906, 6*d*. West African Colonies, July, 1907, 6*d*. West Indies, 1907, 6*d*.
Summary of Consular Reports, North and South America, 1906–7. 6*d*.

Foreign Office:—

China Treaties. Treaties, &c., between Great Britain and China, and between China and Foreign Powers; and Orders in Council, Rules, Regulations, Acts of Parliament, Decrees, &c.; affecting British Interests in China. In force on Jan. 1, 1908. 3rd Edition. In two vols. 35*s*.
Commercial Treaties between Great Britain and Foreign Powers. Vols. I. to XXIV. 15*s*. each.
State Papers. British and Foreign. In 97 vols. 10*s*. each.
Treaties &c. relating to Commerce and Navigation between Great Britain and Foreign Powers. wholly or partially in force, 1 July, 1907. Handbook of. 10*s*.

Board of Trade:—

Journal. Weekly. 3*d*.
Labour Gazette. Monthly. 1*d*.
Life Saving Apparatus on the Coasts of the United Kingdom. Reports on, for the year ended June 30, 1908. 6*d*.
Ships coming into Registry, &c. List of. Monthly. 3*d*.

NORTH SEA FISHERIES INVESTIGATION COMMITTEE.

THIRD REPORT (NORTHERN AREA)

ON

FISHERY AND HYDROGRAPHICAL INVESTIGATIONS IN THE NORTH SEA AND ADJACENT WATERS.

1904—1906.

STATISTICAL PAPERS.

[In continuation of Second Report, Part I. Hydrography. (Cd. 3358)].

Presented to Parliament by Command of His Majesty.

LONDON:
PRINTED FOR HIS MAJESTY'S STATIONERY OFFICE,
By DARLING & SON, Ltd., 34-40, Bacon Street, E.

And to be purchased, either directly or through any Bookseller, from
WYMAN and SONS, Ltd., Fetter Lane, E.C., and
32, Abingdon Street, Westminster, S.W.; or
OLIVER & BOYD, Tweeddale Court, Edinburgh; or
E. PONSONBY, 116, Grafton Street, Dublin.

1908.

[Cd. 4350.] *Price* 6*s.* 8*d.*