

Zooplankton.
Sheet 31.

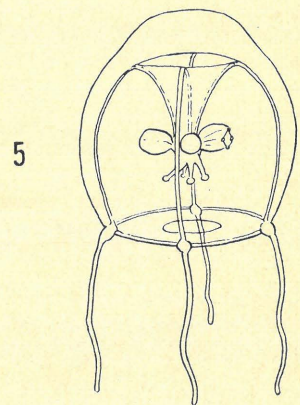
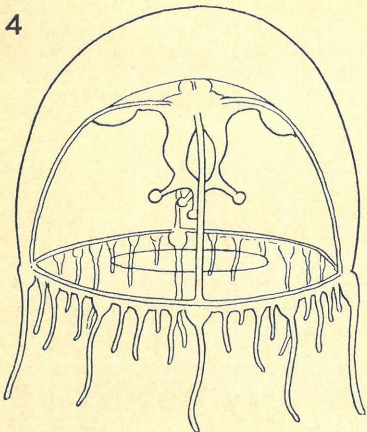
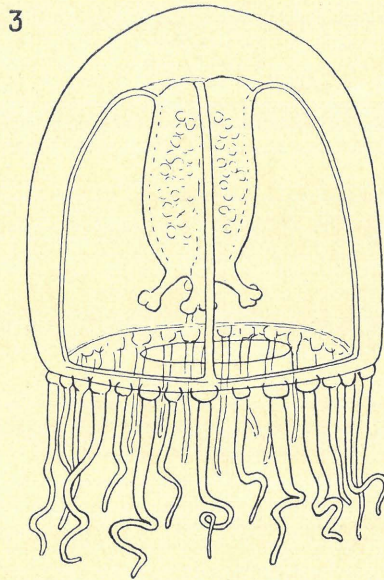
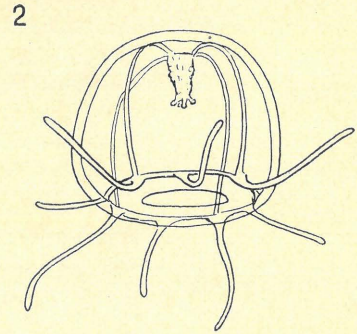
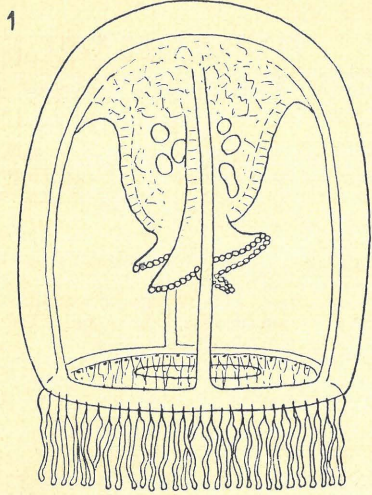
HYDROMEDUSAE

**Families: Clavidae and
Hydractiniidae**

(By F. S. Russell)

1951.

41183



1. *Turritopsis nutricula*. 2. *Podocoryne carnea*. 3. *Podocoryne borealis*.
4. *Podocoryne hartlaubi*. 5. *Podocoryne minima*.

Family CLAVIDAE

Mouth with four simple lips with numerous sessile clusters of nematocysts along whole margin. Many solid marginal tentacles.

Genus TURRITOPSIS McCrady:

Stomach with apical mass of vacuolated endoderm cells and without peduncle.

1. *Turritopsis nutricula* M c C r a d y. Eggs developing to planulae on stomach and in subumbrellar cavity. Stomach bright red. Eighty to ninety marginal tentacles in single row, with adaxial ocelli on their bases. Umbrella 4—5 mm. high.

Family HYDRACTINIIDAE

Mouth with four simple or branching lips armed with terminal clusters of nematocysts. Gonads surrounding stomach or on interradial walls of stomach, or, in addition, on proximal portions of radial canals. With four, eight or more marginal tentacles.

Genus PODOCORYNE M. Sars:

No ocelli on marginal tentacles.

Species	Mouth lips	Gonads	Marginal tentacles	Umbrella height	Remarks
2. <i>P. carnea</i> M. Sars	Simple	Interradial on stomach	Never more than 8	1 mm.	May mature with only 4 marginal tentacles
3. <i>P. borealis</i> (Mayer)	Branching dichotomously once or twice	Interradial on stomach	Usually 16—32	4—5 mm.	—
4. <i>P. hartlaubi</i> Neppi & Stiasny	Simple	Interradial on stomach and on proximal portions of radial canals	Up to 44; 4 perradial and 4 interradial large	2—3 mm.	—
5. <i>P. minima</i> (Trinci)	Simple	Surrounding stomach	Only 4	1 mm.	Asexual budding from stomach

Further Information on Identification.

1. *Turritopsis nutricula*: Mayer, 1910, p. 143, Textfigs. 75—77, Pl. 14, Figs. 10—13, Pl. 15, Figs. 10—13; Hartlaub, 1911, p. 202, Figs. 179—184 (as *T. polycirra*); Russell, 1938, p. 423.
2. *Podocoryne carnea*: Hincks, 1868, p. 29, Pl. V; Allman, 1871—72, p. 349, Pl. XVI, Figs. 1—9; Mayer, 1910, p. 136, Pl. 14, Figs. 3 and 6, Textfig. 74; Hartlaub, 1911, p. 213, Figs. 187—190 and on p. 235; Kramp, 1927, p. 72, Fig. 1; Rees, 1941, Fig. 1b.
3. *P. borealis*: Mayer, 1910, p. 154, Pl. 15, Figs. 1—3 (as *Lymnorea borealis*); Hartlaub, 1911, p. 219, Figs. 191—194 (as *P. areolata*), p. 225, Fig. 195, and p. 227 (as *Lymnorea norvegica*); Kramp & Damas, 1925, p. 268; Rees, 1941, p. 307, Fig. 1.
4. *P. hartlaubi*: Neppi & Stiasny, 1913, p. 25, Pl. II, Fig. 14; Russell, 1940, p. 525, Fig. 1.
5. *P. minima*: Browne, 1898, pp. 189 and 190 (as *Cytaeis* sp.); Trinci, 1903, p. 1, Pl. I, Figs. 1—30, 2 Textfigs. (as *Cytaeis minima*); Russell, 1940, p. 528.

Note:

The identity of *Podocoryne areolata* (Alder) is uncertain (see Rees, 1941).

Distribution

Species

Gulf of Bothnia	—
Gulf of Finland	—
Baltic proper	—
Belt Sea	2
Kattegat	2
Skagerak	2
Northern North Sea	1, 2, 3
Southern North Sea	1, 2, 3
English Channel (eastern)	1, 2
English Channel (western)	1, 2, 3, 4, 5
Bristol Channel and Irish Sea	1, 2, 3
South and West Ireland and Atlantic ...	2, 3, 4
Faroe Shetland Area	3
Faroe Iceland Area	2, 3
Norwegian Sea	2, 3
Barents Sea	—

References to Work on Biology.

(Numbers after references give species referred to)
 Kramp (1927) 2; Kramp (1930) 1; Russell (1938) 1; Wulff, Bückmann & Künne (1934) 1.

References.

- Allman, George James. 1871—72. Monogr. Gymnoblasic or Tubularian Hydroids. (Ray Society).
- Browne, Edward T. 1898. Journ. Mar. Biol. Assoc., Vol. V, p. 186.
- Hartlaub, C. I. 1911. Nordisches Plankton. Lief. 15, XII, Craspedote Medusen. Teil I, Lief. 3, p. 237.
- Hincks, Thomas. 1868. A History of British Hydroid Zoophytes.
- Krampe, P. L. 1927. D. Kgl. Danske Vidensk. Selsk. Skrift., Naturvid. og Math. Afdeling, 8. Række, XII, 1.
- 1930. Mém. Mus. Roy. d'Hist. Natur. Belgique, Mém. No. 45, p. 1.
- Krampe, P. L. & D. Damas. 1925. Vidensk. Medd. Naturhist. Foren. Kjøb., Bd. 80, p. 217.
- Mayer, Alfred Goldsborough. 1910. Medusae of the World, Vol. I.
- Neppi, Valeria & Gustav Stiasny. 1913. Arb. Zool. Inst. Univ. Wien u. Zool. Stat., Triest, Bd. XX, p. 23.
- Rees, W. J. 1941. Journ. Mar. Biol. Assoc., Vol. XXV, p. 307.
- Russell, F. S. 1938. Journ. Mar. Biol. Assoc., Vol. XXII, p. 411.
- 1940. Journ. Mar. Biol. Assoc., Vol. XXIV, p. 525.
- Trinci, Giulio. 1903. Mitt. Zool. Stat., Neapel, Bd. 16, Heft 1, p. 1.
- Wulff, A., A. Bückmann & C. I. Künne. 1934. Ber. Deutsch. Wiss. Komm. Meeresforsch., Berlin, N.F., Bd. VII, Heft. 3, p. 328.