

# Social indicators

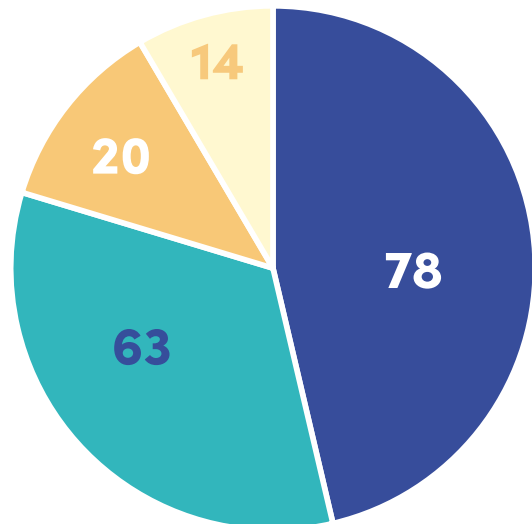
## Total employees

175



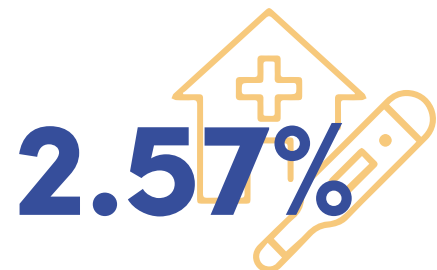

In 2023: 177, 2022: 151, 2021: 129, 2020: 126, 2019: 109, 2018: 90, 2017: 80, 2016: 66, 2015: 66, 2014: 64

## Age of the employees



Age:  
■ ≤34 ■ 35-44 ■ 45-54 ■ ≥55

## Staff turnover




## Sick leave

Of the total number of days to be performed  
2,2% in 2023

## Scholingsgraad



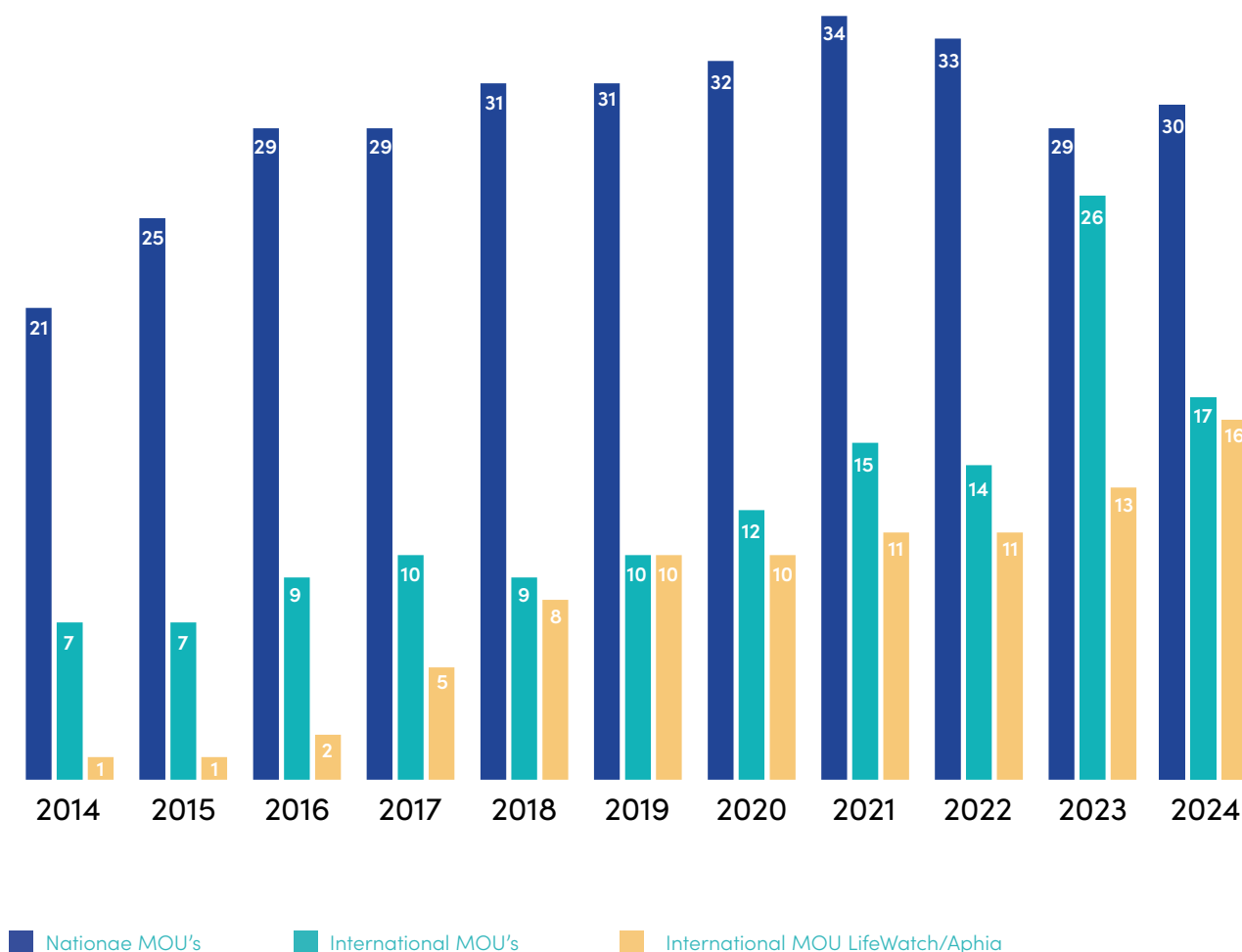
Of which 166 higher educated workers and 9 people who have completed at most secondary education (ESF definition).



## Leave

The total number of days absent due to maternity leave, parental leave, time credit, leave of absence, illness, etc. relative to the total number of days to be performed.  
In 2023: 21.92%

# National and international cooperation agreements



The number of ongoing Memoranda of Understanding by year for the periode 2014–2024, broken down into national MOUs, international MOUs, and international MOUs under LifeWatch/Aphia.

A list of all agreements can be accessed at <https://vliz.be/en/memoranda-understanding>.

# Research projects

30

Initiated research projects  
with external budget

30 research projects with external financing initiated in 2024.

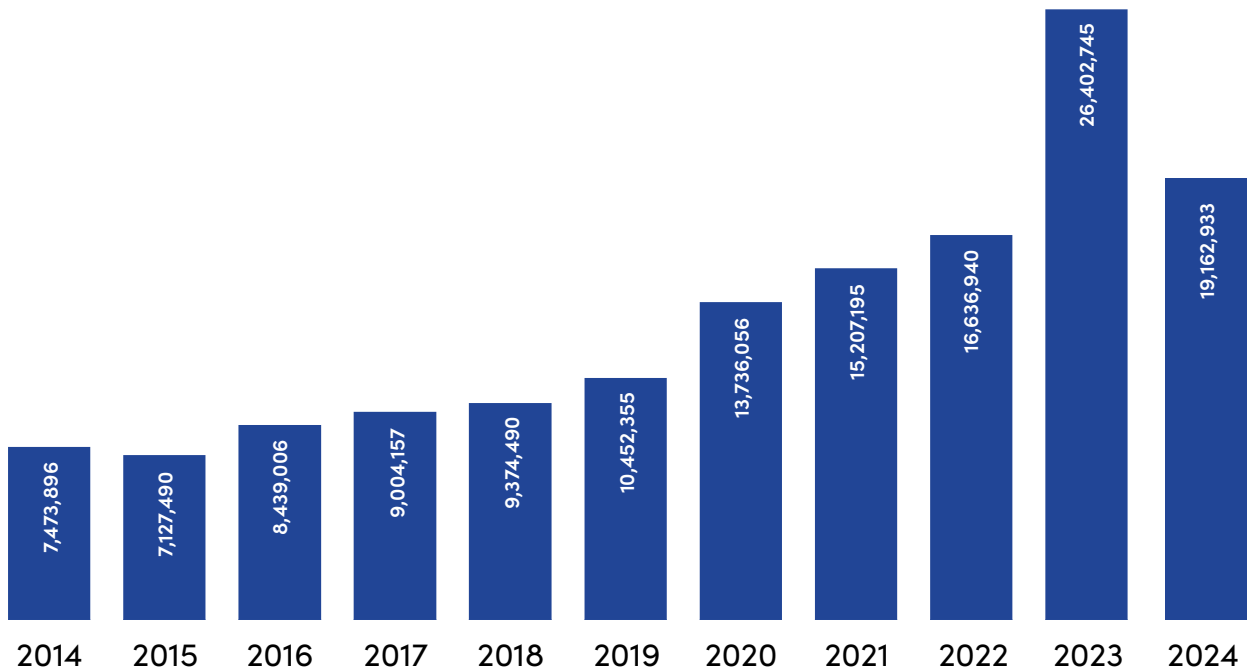
Project	Start date	End date
DTOTRACK	1/07/2024	30/06/2027
OSCARS_ETN	1/09/2024	31/08/2026
AI4PEX	1/04/2024	31/03/2028
SUBNORDICA	1/04/2024	31/03/2030
AMRIT	1/03/2024	29/02/2028
AQUARIUS	1/03/2024	28/02/2027
Aquaserv	1/01/2024	31/12/2028
NORTRACK	1/01/2024	31/12/2026
NUBICOS	1/01/2024	31/12/2027
SMARTBioMon	1/01/2024	31/12/2026
MMinE-SWEEPER	1/10/2024	30/09/2028
AXOLOTL	1/09/2024	31/08/2027
BlueConnect	1/06/2024	31/12/2027
DuneFront	1/01/2024	31/12/2027
SoundLib2	1/02/2024	31/01/2025
MEDTRACK	1/01/2024	31/12/2026
SHMEAGOL	1/01/2024	31/12/2027
SeaBioMat	1/10/2024	30/09/2024
DEMASK	1/01/2024	31/12/2026
ELASMON	1/11/2024	31/10/2027
FISSCK	1/10/2024	1/10/2027
FOD-Elasmo	4/06/2024	3/06/2026
TNLS	1/05/2024	31/10/2025
PLASTFLOW	1/04/2024	30/11/2025
OSPAR (tender 1)	2/02/2024	31/12/2025
Harm-Plast	1/01/2024	31/12/2024
iSedge	1/01/2024	31/10/2025
EMF-Fint	1/01/2024	31/12/2024
Vitamin Sea	1/11/2024	30/09/2027
BERNARDO	1/03/2024	28/02/2027

In 2023: 23 initiated research projects with external financing.

## Turnover VLIZ (in euros)

---

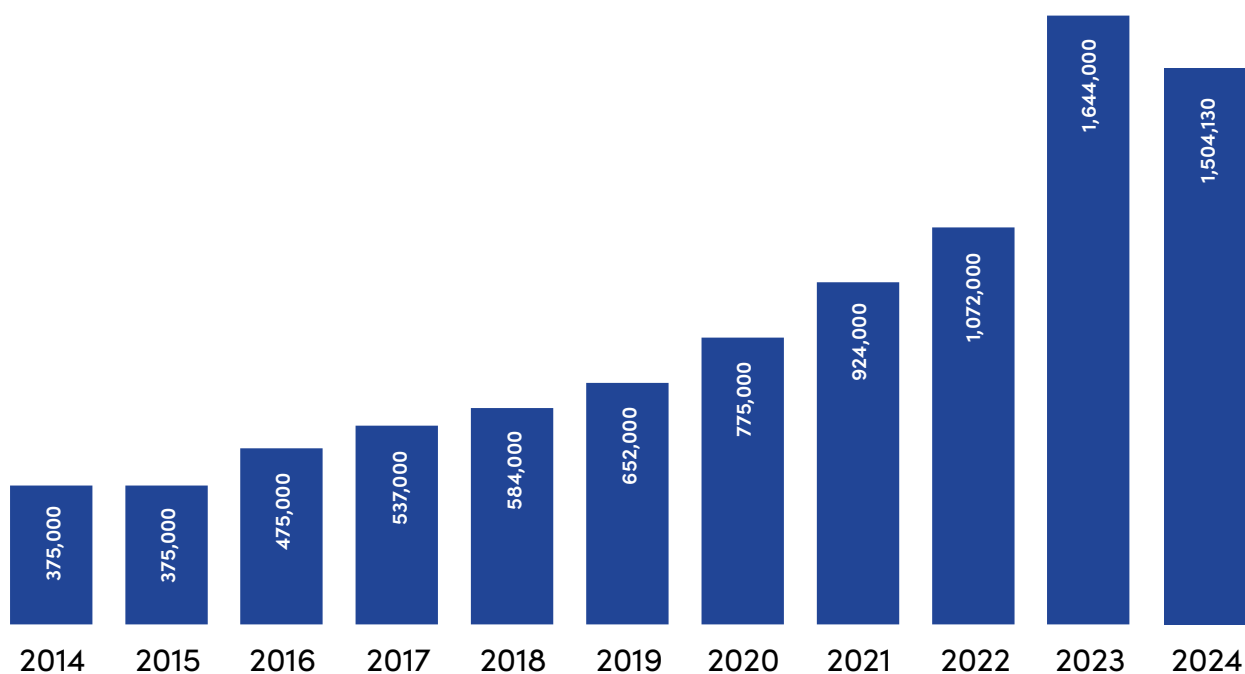
19,162,933



## Social liability (in euros)

---

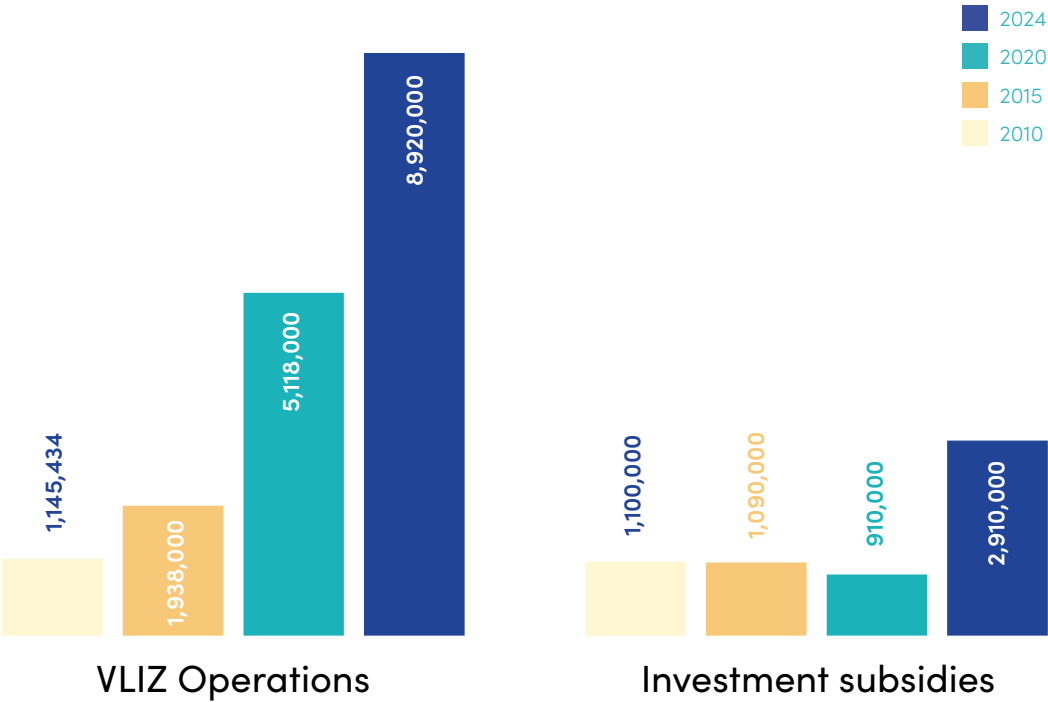
1,504,130



# Overview of grants

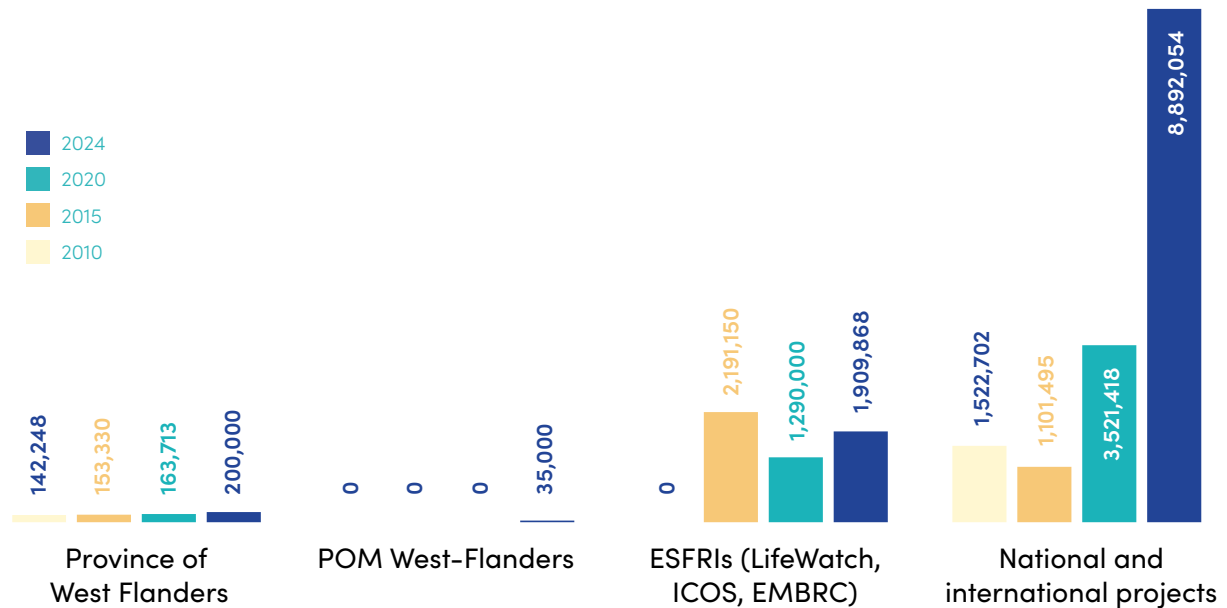
Flemish grants (in euros)

11,830,000



## External financing (in euros)

# 11,036,922



The external financing constitutes 93.3% of the Flemish grants (in 2023: 105,6%)

## Participants in organised events

---

7,039

Participation in events (co)organised by VLIZ  
In 2023: 5,349 participants in events.

## Information questions

---

300

### Questions

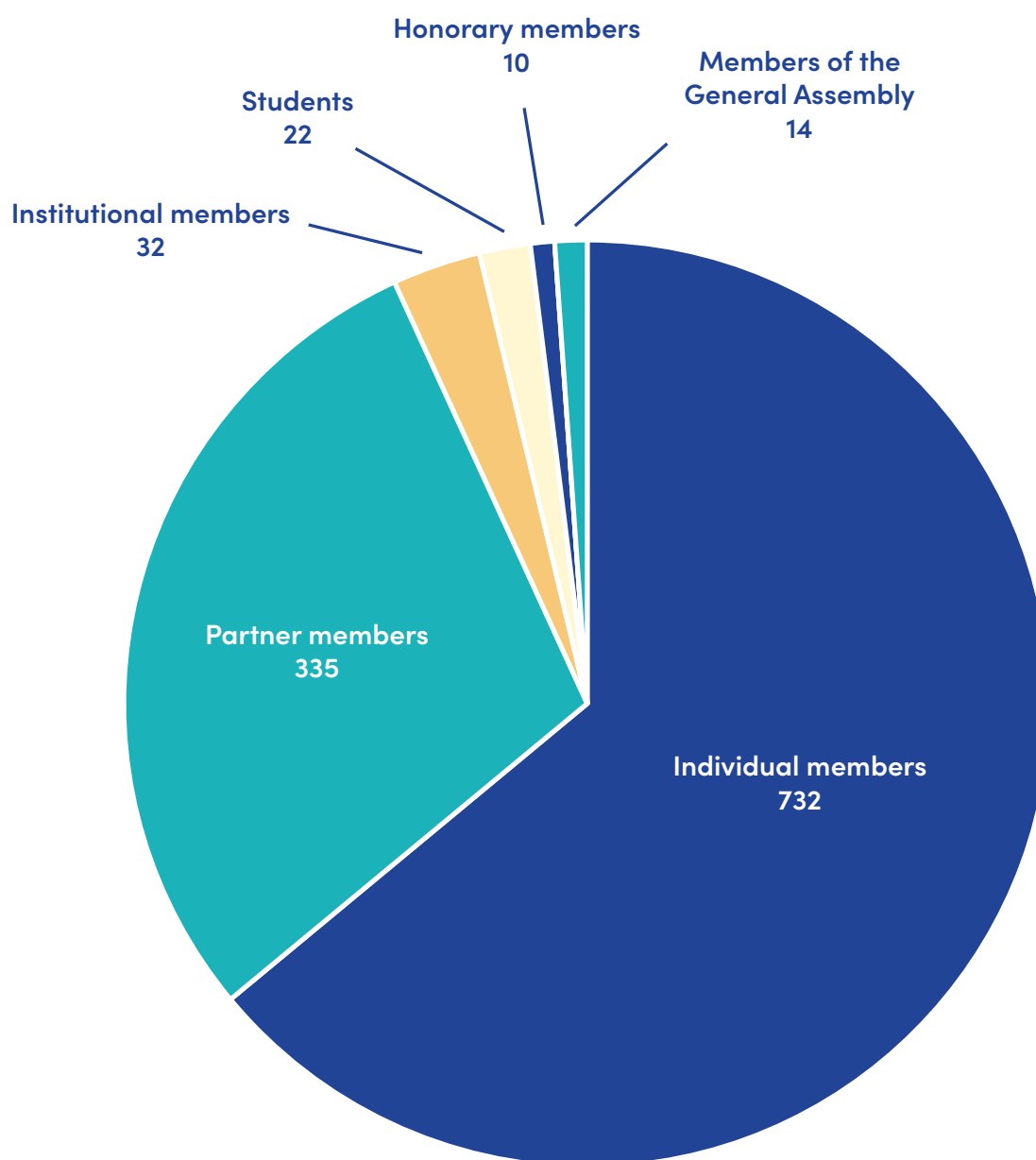
Total number of informational  
questions answered by all VLIZ  
departments through [info@vliz](mailto:info@vliz).  
(in 2023: 278)



# VLIZ-members

---

1,145

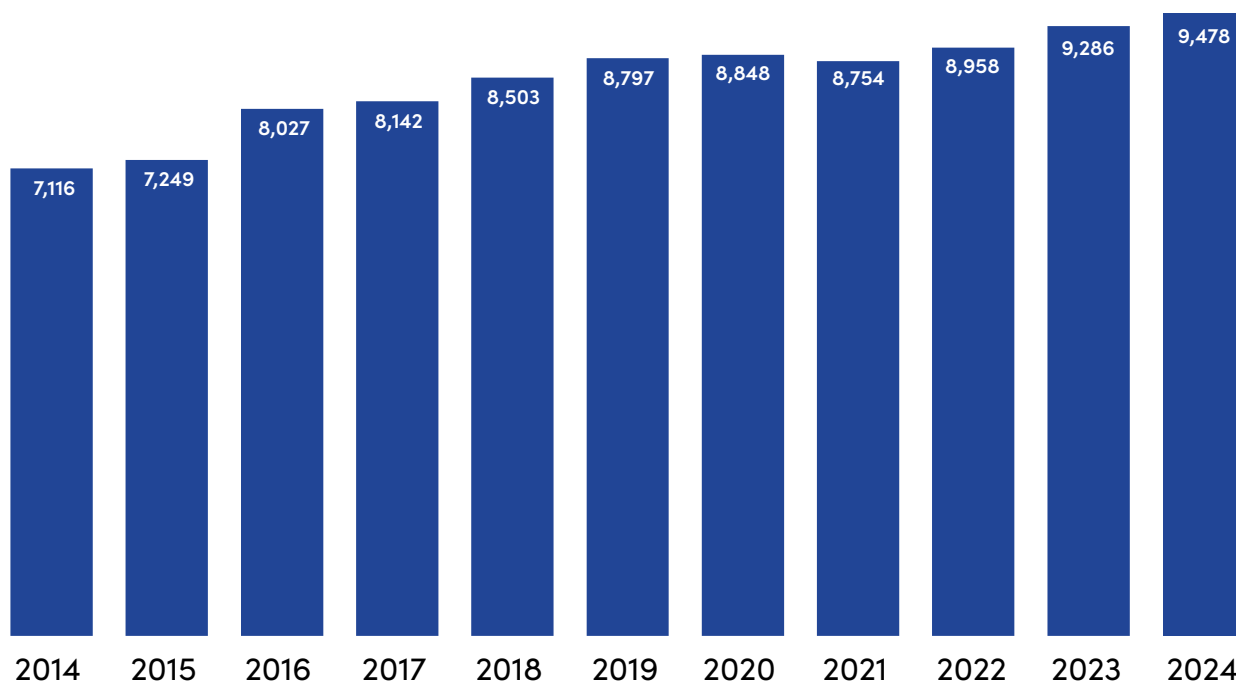


# Subscribers De Grote Rede

---

# 9,478

Number of subscribers since 1999 of which 8,519 subscribers receive the paper version and 959 subscribers receive the digital version.

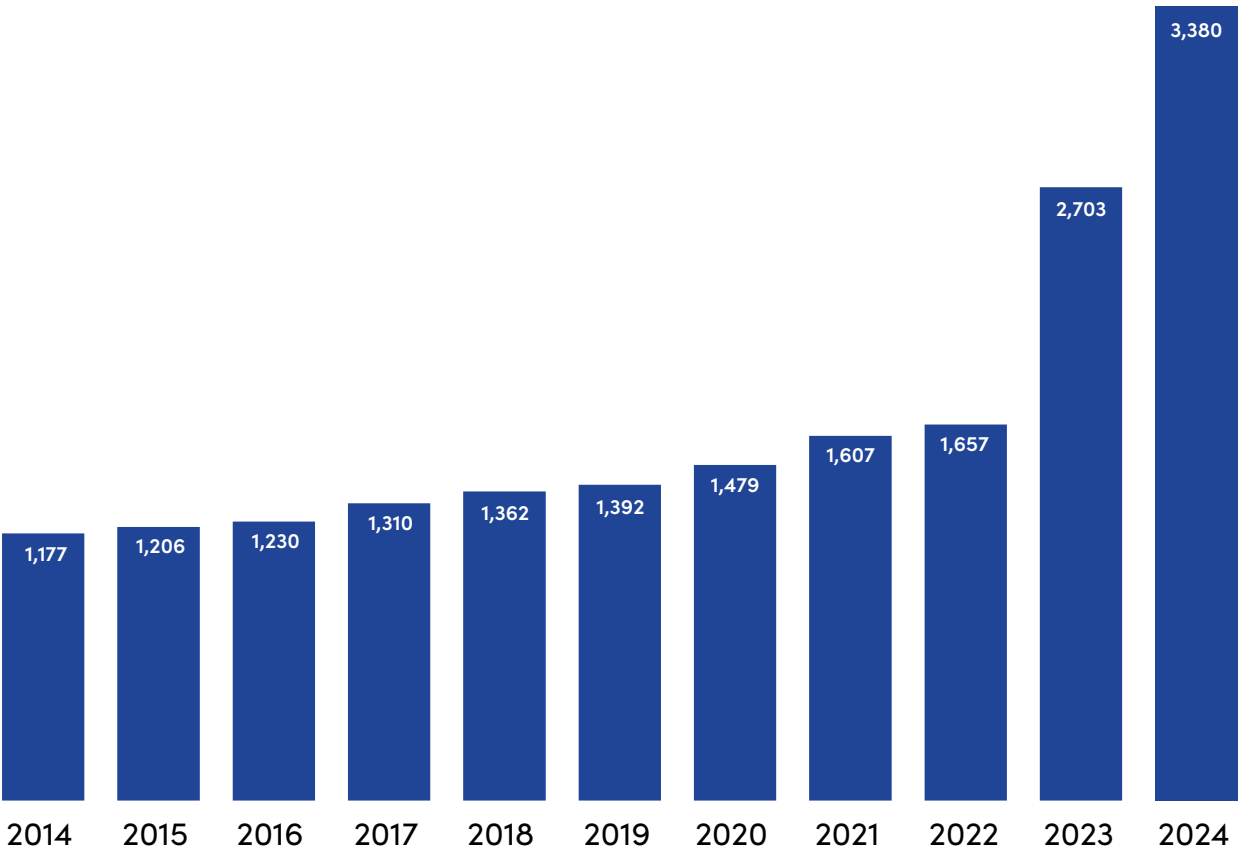


# Subscribers Testerep magazine

---

3.380

Number of monthly subscribers to Testerep magazine.\*



\*

Since September 2020 'Testerep magazine' replaced the VLIZINE newsletter.

# Sociale media reach

---



**493**

followers

**12**

posts



**1,746**

followers

**891**

posts



**1,821**

followers

**155**

posts



**3,811**

followers

**1,135**

posts



**1,888**

followers

**828**

posts



**706**

followers

**576**

posts



**8,038**

followers

**790**

posts

# Library collection growth

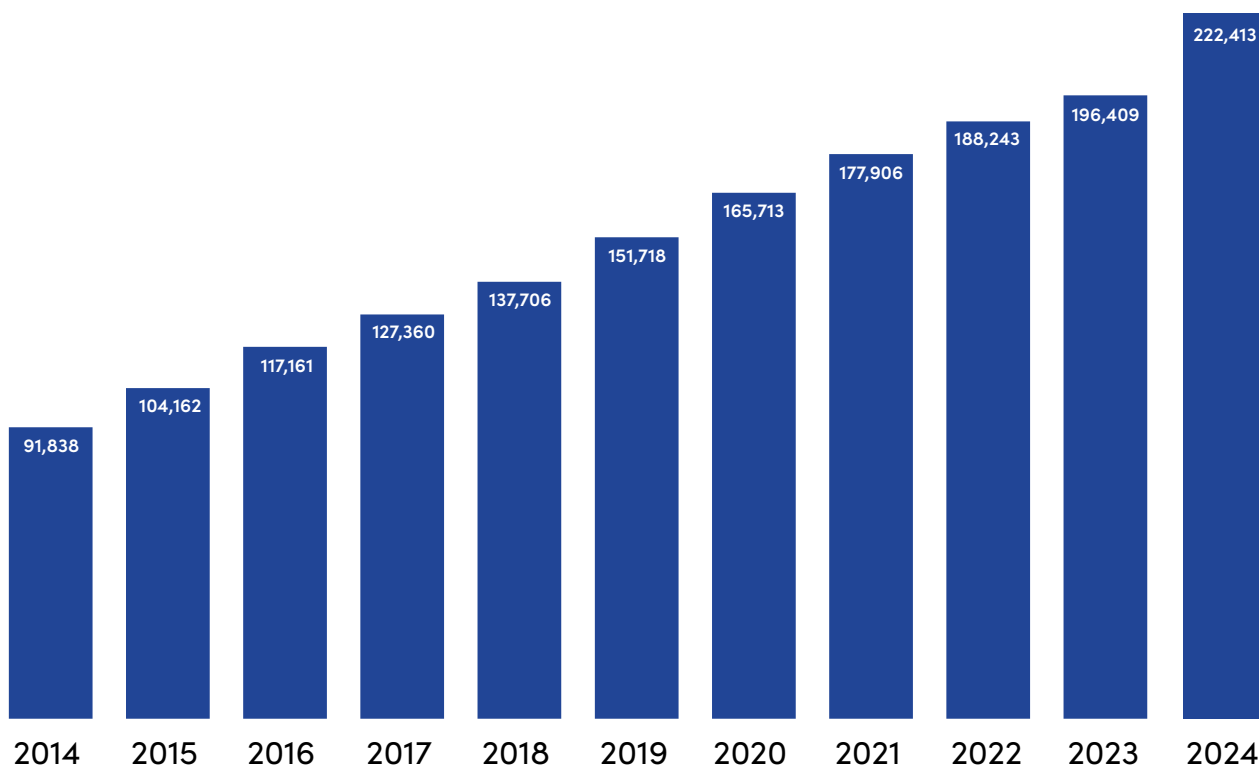
---

# 222.413



## Publications

Total number of publications in the library (paper or digital), i.e., the cumulative growth of the paper and digital collection. In 2024, the collection expanded by 26,004 new publications of which 97.5% were digital and 4% on paper.



# VLIZ-publications

---


219 

## Publications

with at least one author affiliated  
with VLIZ or for which VLIZ is the  
publisher.  
In 2023: 205

# Number of literature requests

---



1,704  
literature requests

In 2023: 1.795

85%   
delivered within one  
business day

In 2023: 95%

## Use MSO

---



136

Calendar days per year

In which externals use the MSO for scientific or  
educational purposes.  
In 2023: 165

## Number of scientific projects using the Simon Stevin

---



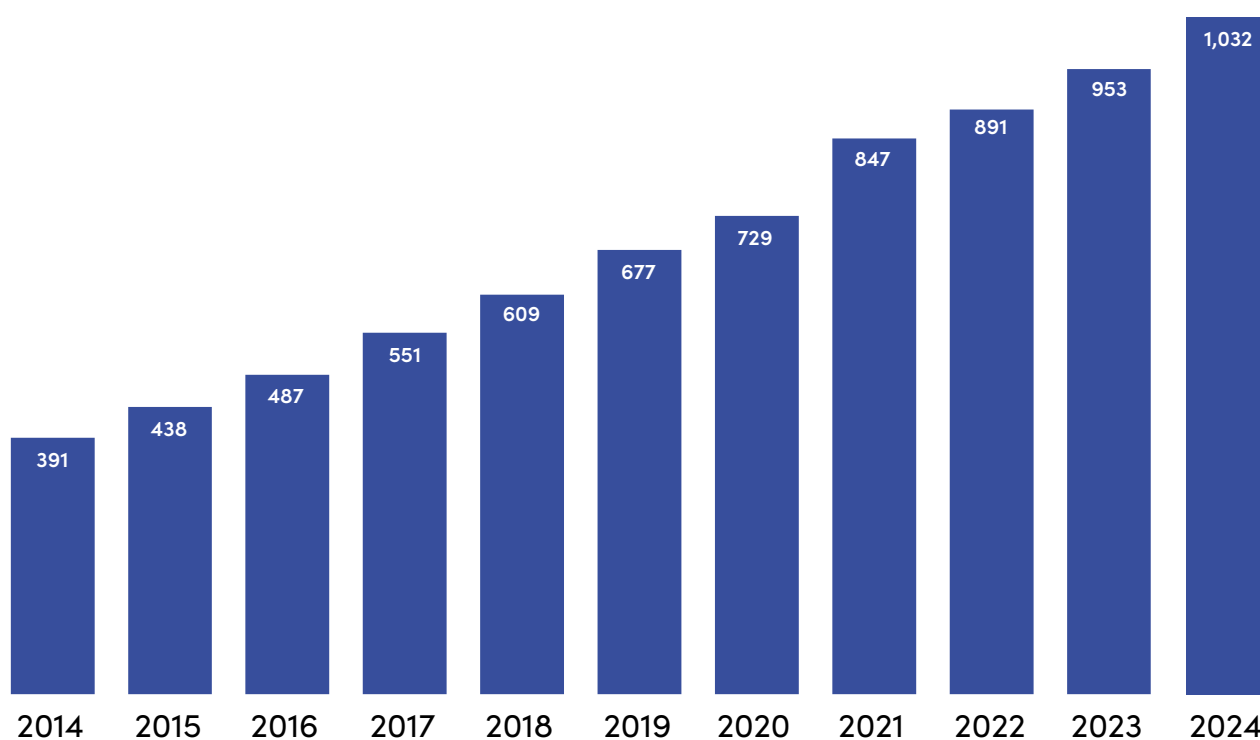
# Publications about VLIZ research facilities

---

# 1,032

## Publications in 2024

Publications referring to VLIZ equipment, such as the Simon Stevin, RV Zeeleeuw, or robotics.  
These figures are cumulative.





# Downloads

1,122,097

Total downloads

From the Open Marine Archive (OMA)  
In 2023: 853.308; 2022: 859.661; 2021: 1.329.655; 2020:  
1.267.100; 2019: 884.540; 2018: 705.418; 2017: 794.376; 2016:  
970.932; 2015: 510.018; 2014: 389.183

1,897,693

Totaal number of  
Open Access titles

Downloaded from the library collection  
In 2023: 1.357.117

45,743

Unique titles downloaded

From the Open Marine Archive in 2024  
In 2023: 41.054

79,280

Unique Open Access titles

Downloaded from the library collection  
In 2023: 62.779

41,158,989

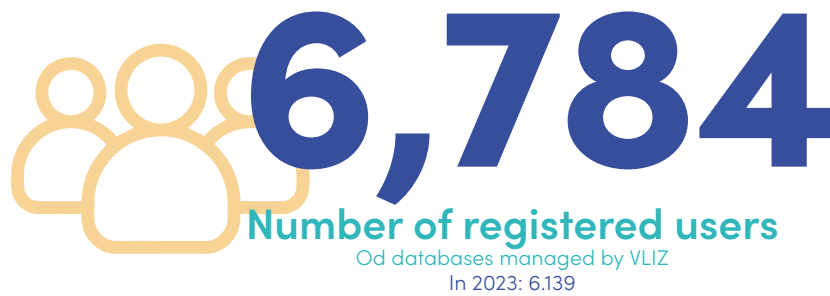
Number of data downloads  
since 2006

In 2024 the number of data downloads was 11,657,712.  
In 2023: 12.239.335; 2022: 4.531.881; 2021: 12.703.168; 2020: 10.054.281;  
2019: 7.618.172; 2018: 5.755.508; 2017: 4.494.966; 2016: 3.220.042; 2015:  
2.056.651; 2014: 988.409

	2014	2015	2016	2017	2018	2019	2020	2021	2022	2023	2024
Meetnet	1,623	262	230	220	73	43	40	24	0	0	0
Vlaamse Banken											
Spuikom	4,240	4,414	3,979	5,336	5,014	1,676	1,011	1,267	1,650	1,159	1,124
IOC Sealevel monitoring facility	284,518	1,052,948	1,145,428	1,248,812	1,237,284	1,839,158	2,222,396	2,642,936	4,467,244	12,159,042	11,578,106
Marine Regions	9,087	9,628	12,743	16,633	19,715	20,706	24,100	21,704	25,869	34,884	45,264
WoRMS	224	53	118	129	106	230	222	227	309	386	260
EMODnet	780	797	776	831	1,052	644	1,309	1,002	1,181	NVT	NVT
Schelde Monitor	474	140	159	87	174	165	603	208	226	196	0
MIDAS	NVT	NVT	NVT	54,533	39,580	10,709	81,606	8,519	35,375	43,668	32,958
Totaal	300,946	1,068,242	1,163,433	1,326,581	1,302,998	1,873,331	2,331,287	2,675,887	4,531,881	12,239,335	11,657,712

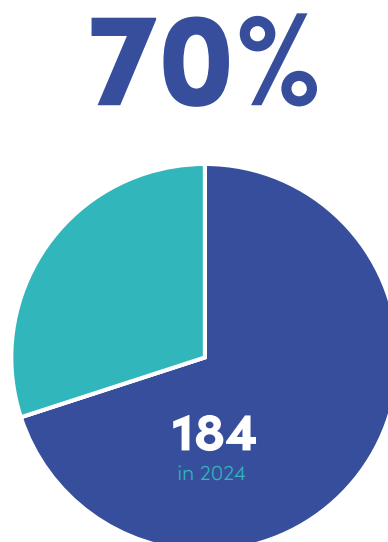
## Registered users VLIZ databases

---



## People with an ORCID ID

---



KPI FOSB: The proportion of persons with an ORCID ID in the following population:  
The total in FRIS registered researchers ever involved in a research project (in whole or in part) and financed with Flemish public funds and affiliated with a Flemish research institution at certain reference date in the year of measurement.

## New projects with a DMP

---



### New projects with a DMP

KPI FOSB: The number of projects for which an initial Data Management Plan (DMP) is available from newly started research projects (fully or partially) financed with Flemish public funds. (Until 2022 the funding sources are limited to BOF/IOF, FWO and VLAIO, from 2023 the KPI applies to all Flemish research funders)

## Data-analysis and training workshops organised

---



### Data analysis and training workshops organised

In 2023, there were 15 data-analysis and training workshops organised.

# **Participation in consultation moments, consultation forums and organized events related to the Blue Economy and/ or marine policy**

---



## **Participations**

in consultation moments, consultation forums and organized events related to the Blue Economy and/or marine policy. (in 2023: 64).

# Opinions that contribute to the scientific underpinnings of marine and/or Blue Economy policies

---



That contribute to the scientific underpinnings of marine and/or Blue Economy policies. (in 2023: 23).

## Data provided

---

**492**  
(45 in 2024 alone)

Number of data requests

Through [data@vliz.be](mailto:data@vliz.be)  
since 1999 (in 2023: 77)

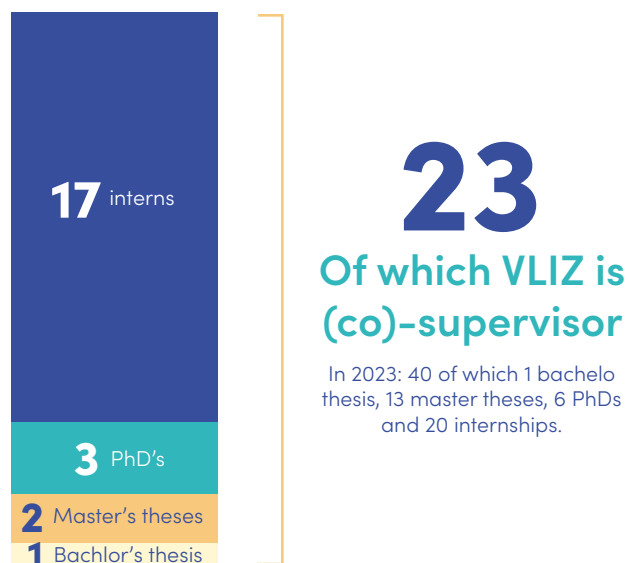
## Scientific projects

---



## Bachelor and master theses, PhDs and internships

---



# Number of sailing days realised

---

246

Sailing days

Number of sailing days realised	2014	2015	2016	2017	2018	2019	2020	2021	2022	2023	2024
RV Simon Stevin	183	176	184	168	169	182	137	163	173	164	166
RIB 'Zeekat'	17	21	18	12	28	28	64	73	47	18	24
Working boat Abbé Mann	NVT	NVT	NVT	NVT	NVT	NVT	NVT	NVT	NVT	NVT	45
Third-party vessels	48	50	36	43	63	34	42	38	7	20	11
Total	268	251	241	234	270	255	243	274	227	202	246

# Sailing days with international participation

---

23

Vessel days conducted in foreign waters and/or with the participation of international research groups

in 2023: 18