

# Social indicators

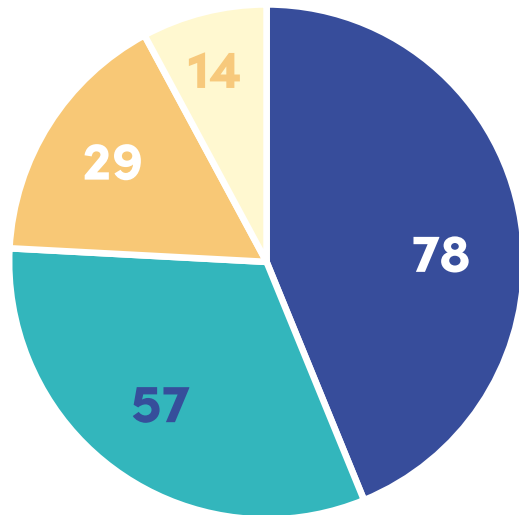
## Total employees

178





In 2023: 177, 2022: 151, 2021: 129, 2020: 126, 2019: 109, 2018: 90, 2017: 80, 2016: 66, 2015: 66, 2014: 64

## Age of the employees



Age:   
 ■ ≤34 ■ 35-44 ■ 45-54 ■ ≥55

## Staff turnover



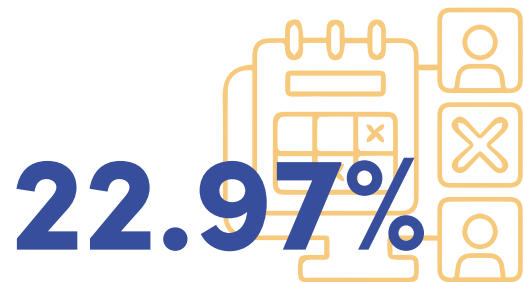
## Sick leave

Of the total number of days to be performed  
2,57% in 2024

## Scholingsgraad



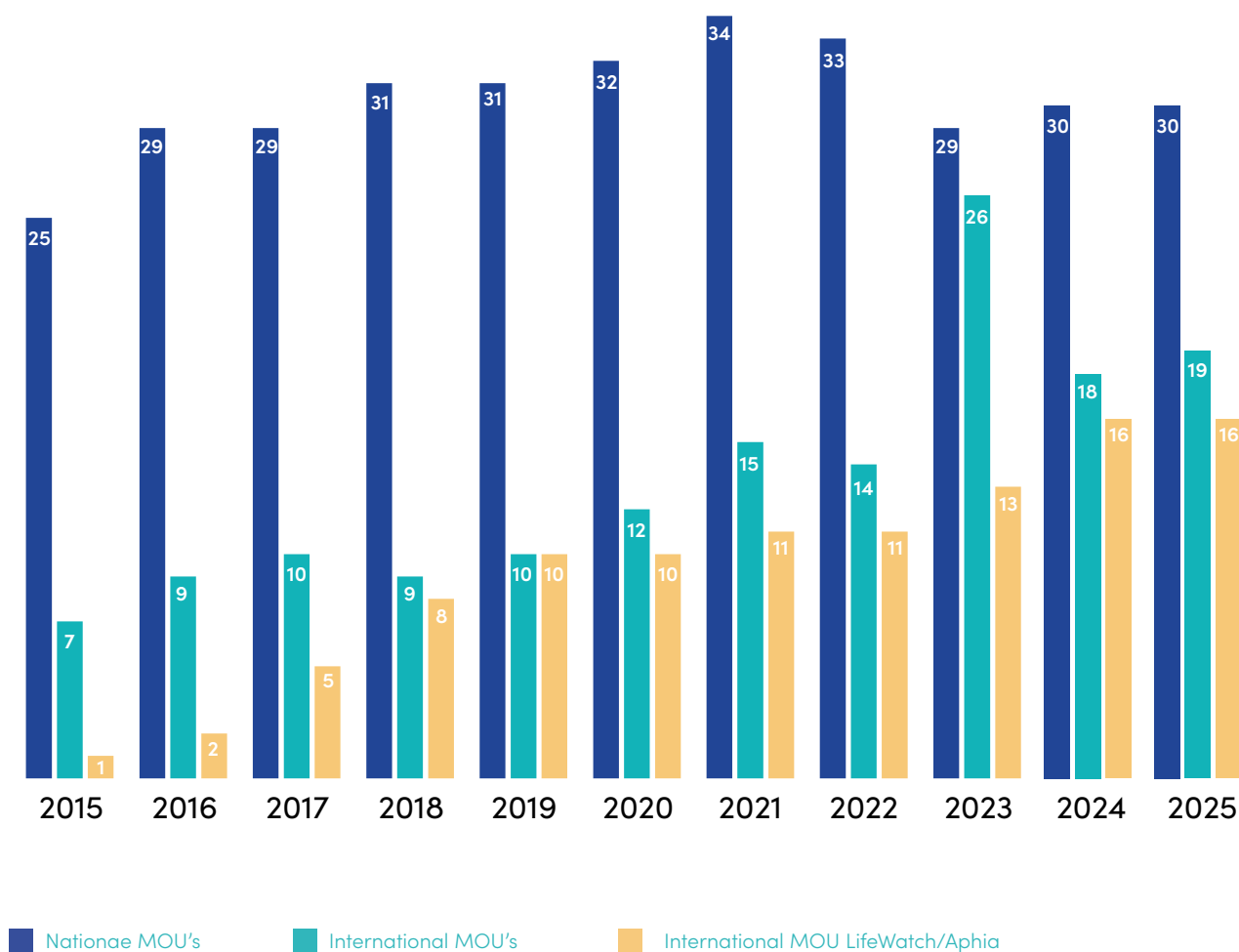
Of which 166 higher educated workers and 9 people who have completed at most secondary education (ESF definition).



## Leave

The total number of days absent due to maternity leave, parental leave, time credit, leave of absence, illness, etc. relative to the total number of days to be performed.  
In 2024: 22.99%

# National and international cooperation agreements



The number of ongoing Memoranda of Understanding by year for the periode 2015–2025, broken down into national MOUs, international MOUs, and international MOUs under LifeWatch/Aphia.

A list of all agreements can be accessed at <https://vliz.be/en/memoranda-understanding>.

# Research projects

---

# 27

Initiated research projects  
with external budget

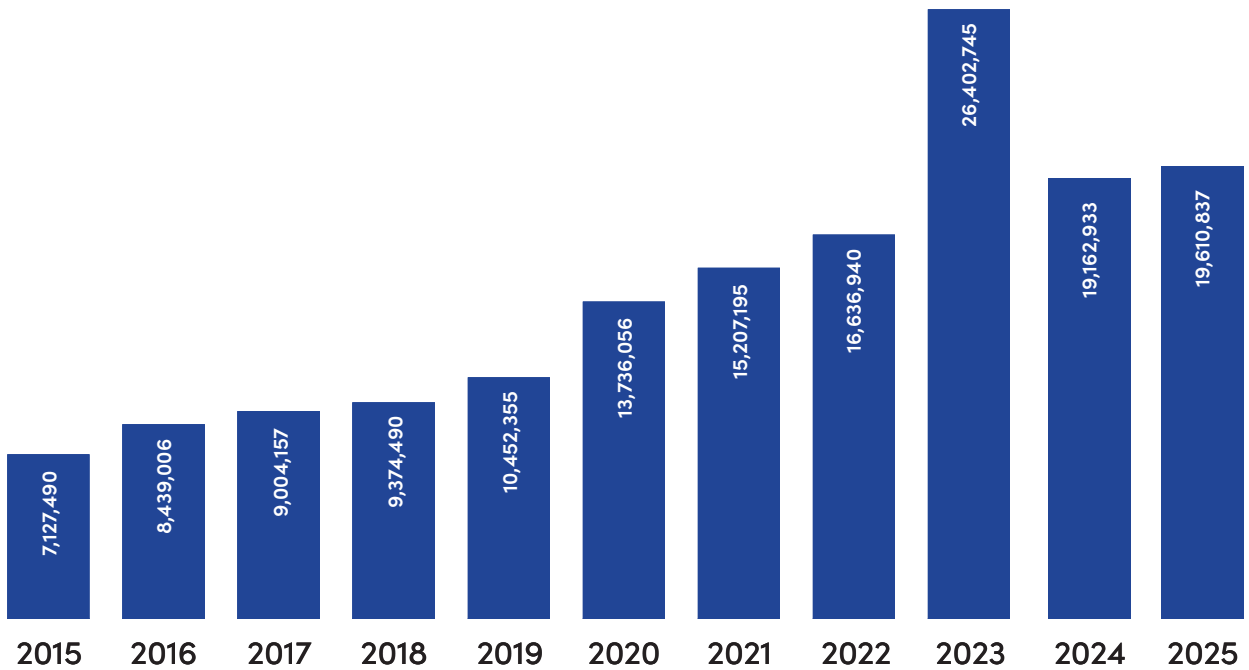
| Project                                    | Start date | End date   |
|--|------------|------------|
| GuardIAS                                   | 01/01/2025 | 31/12/2027 |
| TRICUSO                                    | 01/01/2025 | 31/12/2028 |
| ICOS 2025-2028                             | 01/01/2025 | 31/12/2028 |
| Lifewach Transition                        | 01/01/2025 | 31/12/2026 |
| eDNA Optima                                | 01/01/2025 | 31/12/2026 |
| Sage                                       | 01/03/2025 | 29/02/2028 |
| SSPIRIT                                    | 01/01/2025 | 31/12/2027 |
| Coastbusters FINESSE                       | 01/03/2025 | 28/02/2029 |
| EDITO INFRA 2                              | 01/03/2025 | 31/08/2028 |
| CS-MACH 1                                  | 01/06/2025 | 30/11/2027 |
| EMBRC                                      | 01/01/2025 | 31/12/2026 |
| Schmidt foundation year 2/5                | 01/01/2025 | 31/12/2025 |
| TASC-RestoreMed                            | 01/09/2025 | 31/08/2029 |
| BlueActionBanos                            | 01/09/2025 | 31/08/2029 |
| Aquaspect                                  | 01/09/2025 | 31/01/2026 |
| Emodnet Biology Phase 5.2                  | 10/05/2025 | 09/05/2027 |
| OMES 2                                     | 01/01/2025 | 31/12/2029 |
| DISSCO 2                                   | 01/01/2025 | 31/12/2025 |
| Emodnet Chemistry Phase 5.2                | 03/10/2025 | 30/06/2029 |
| Scheldemonitor fase VII- vast gedeelte     | 01/01/2025 | 31/12/2028 |
| Scheldemonitor fase VII- variabel gedeelte | 01/01/2025 | 31/12/2028 |
| ICOS/VLIZ OTC                              | 01/01/2025 | 31/12/2025 |
| RRF eDNA 2025                              | 01/01/2025 | 15/06/2026 |
| DKBUZA NBS Chili                           | 05/12/2025 | 31/05/2027 |
| DKBUZA Nordic                              | 05/12/2025 | 31/05/2027 |
| soundtoolbox (ecowende)                    | 01/09/2025 | 31/08/2029 |
| rococo                                     | 15/12/2025 | 30/04/2030 |

In 2024: 30 initiated research projects with external financing.

## Turnover VLIZ (in euros)

---

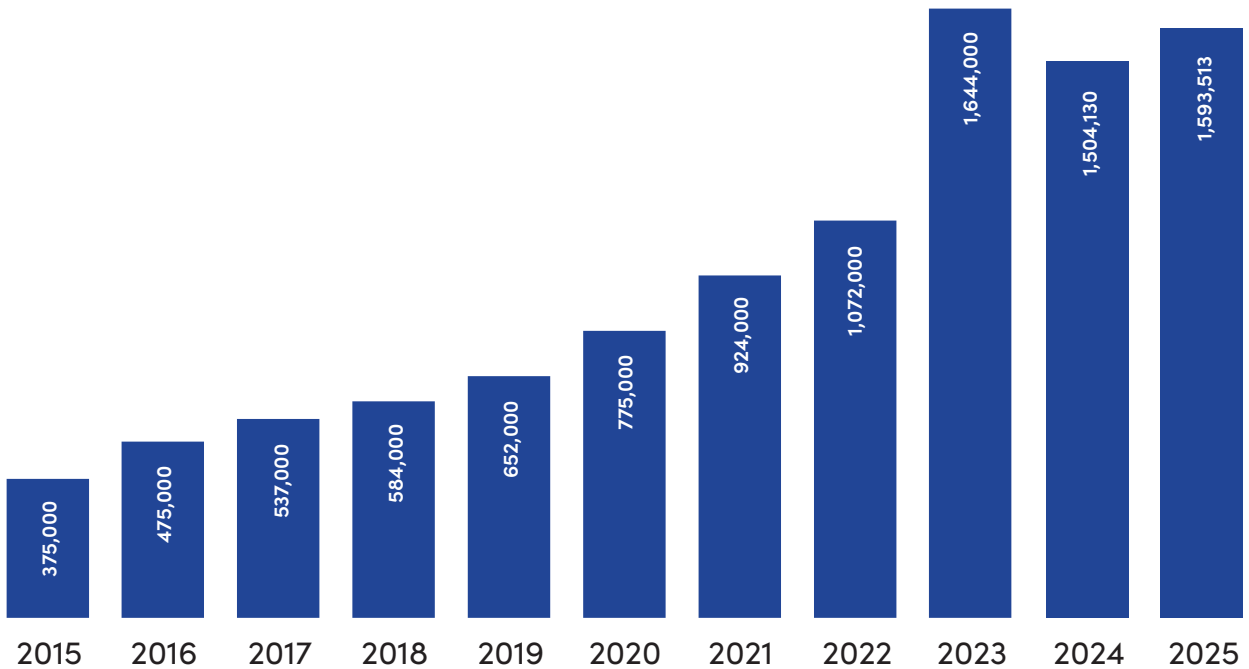
**19,610,837**



## Social liability (in euros)

---

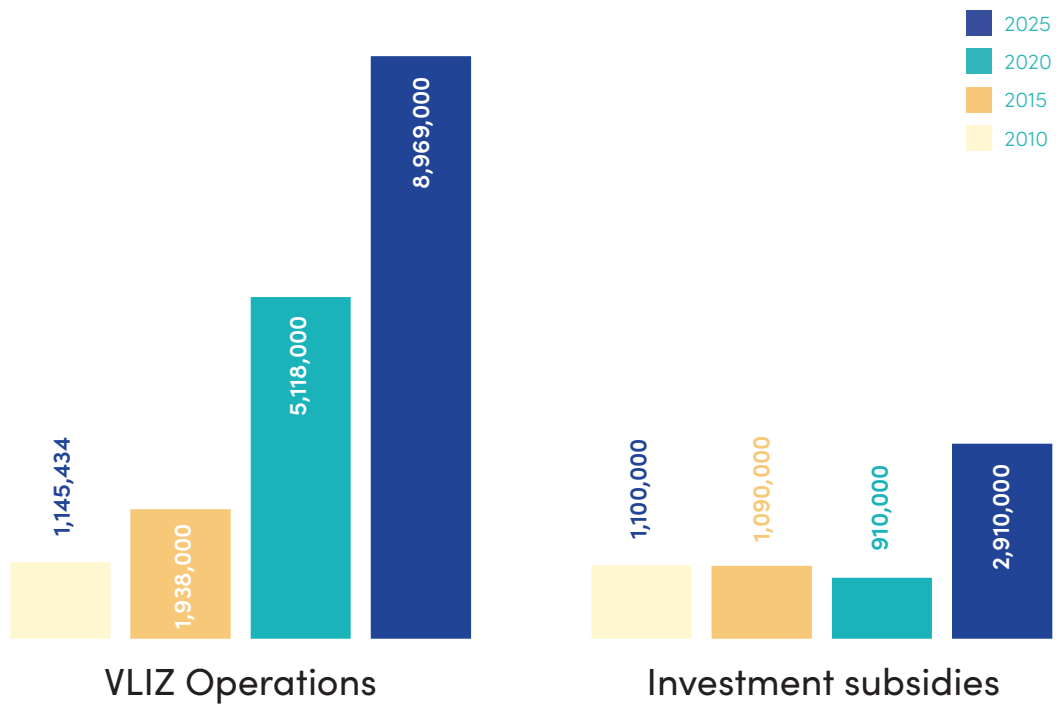
1,593,513



# Overview of grants

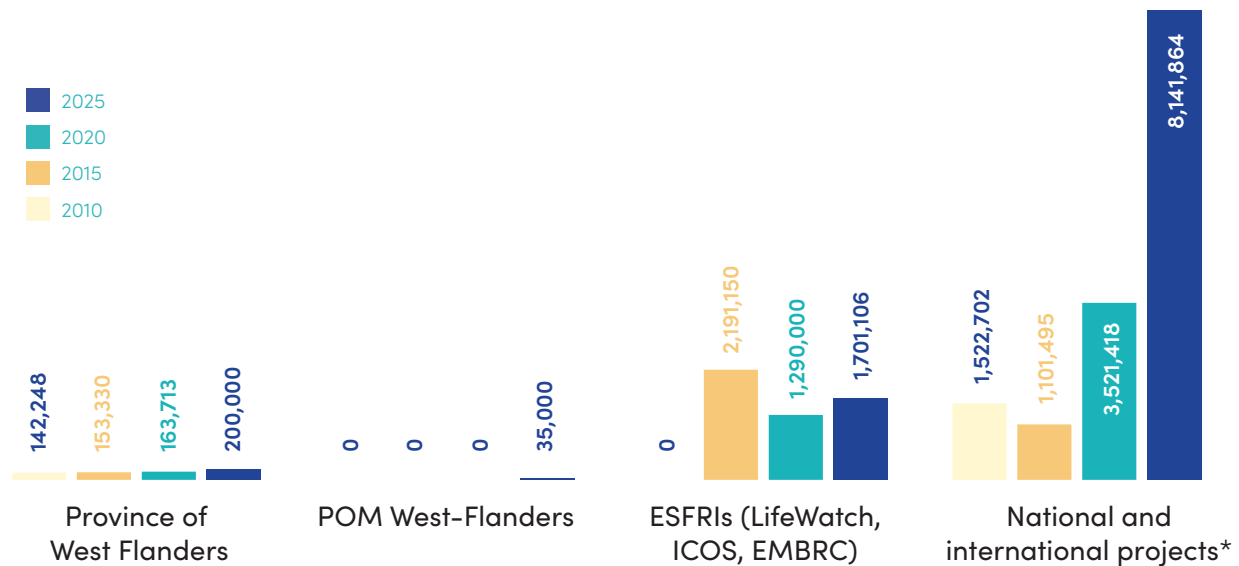
Flemish grants (in euros)

# 11,879,000



## External financing (in euros)

# 10,077,970



The external financing constitutes 84.8% of the Flemish grants (in 2024: 93.3%)

\* For 2025, the reported income from project activities will be based on the revenue actually realized by the projects during the relevant financial year. This change is aligned with the adjustments implemented within VLIZ's general accounting system. Starting with the 2027 annual report, a further update of the reporting methodology will be introduced.

## Visits with an international character

---

48

Meetings and events with an international character held in Ostend, with a total of 1,386 participants. (in 2024: 49 visits with 1,391 participants)

## Participants in organised events

---

5,366

Participation in events (co)organised by VLIZ  
In 2024: 7,039 participants in events (with a.o. 2,000 on ZEEKERWETEN).

## Information questions

---

188

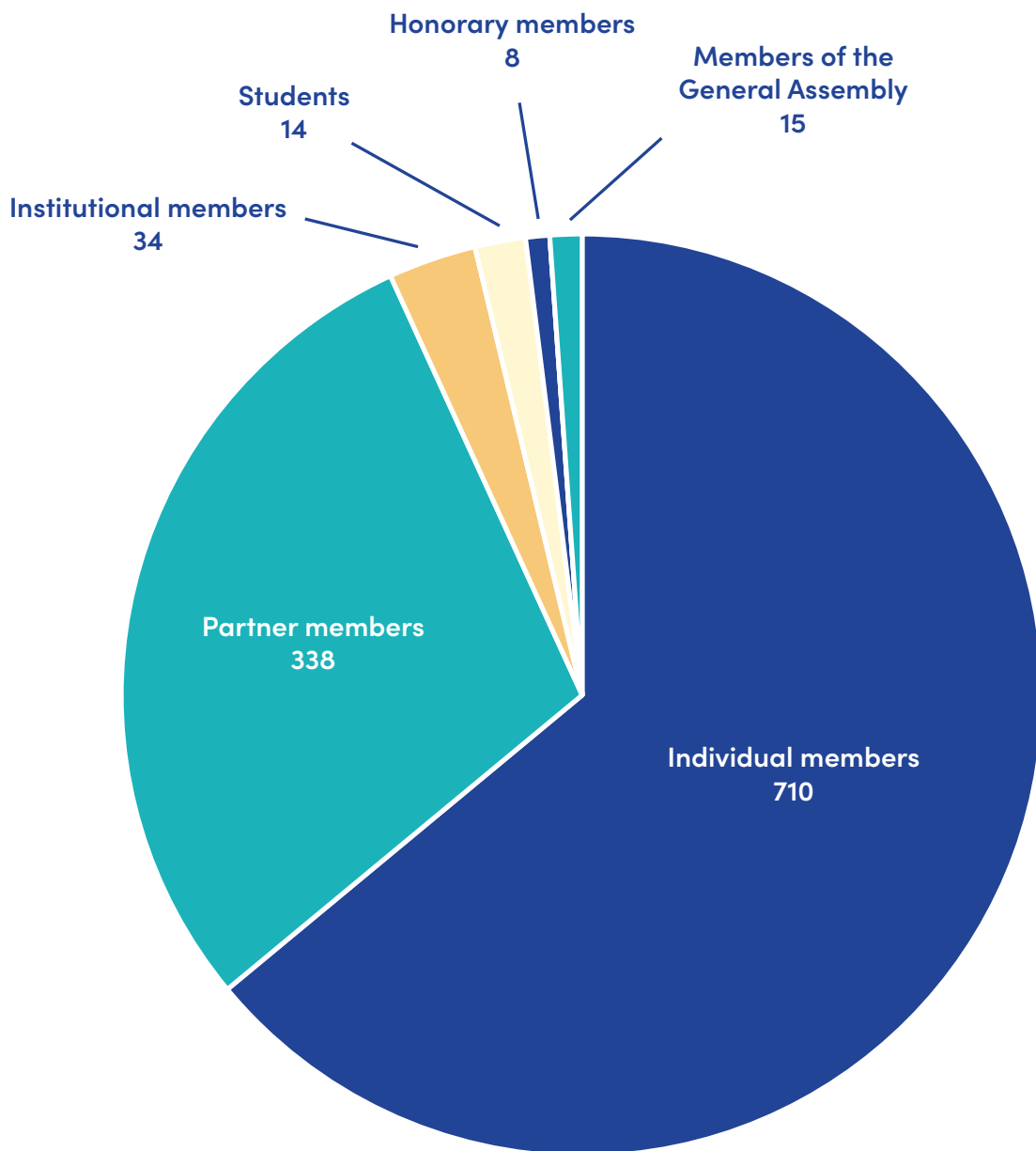
### Questions

Total number of informational questions answered by all VLIZ departments.  
(in 2024: 300)

# VLIZ-members

---

1,119

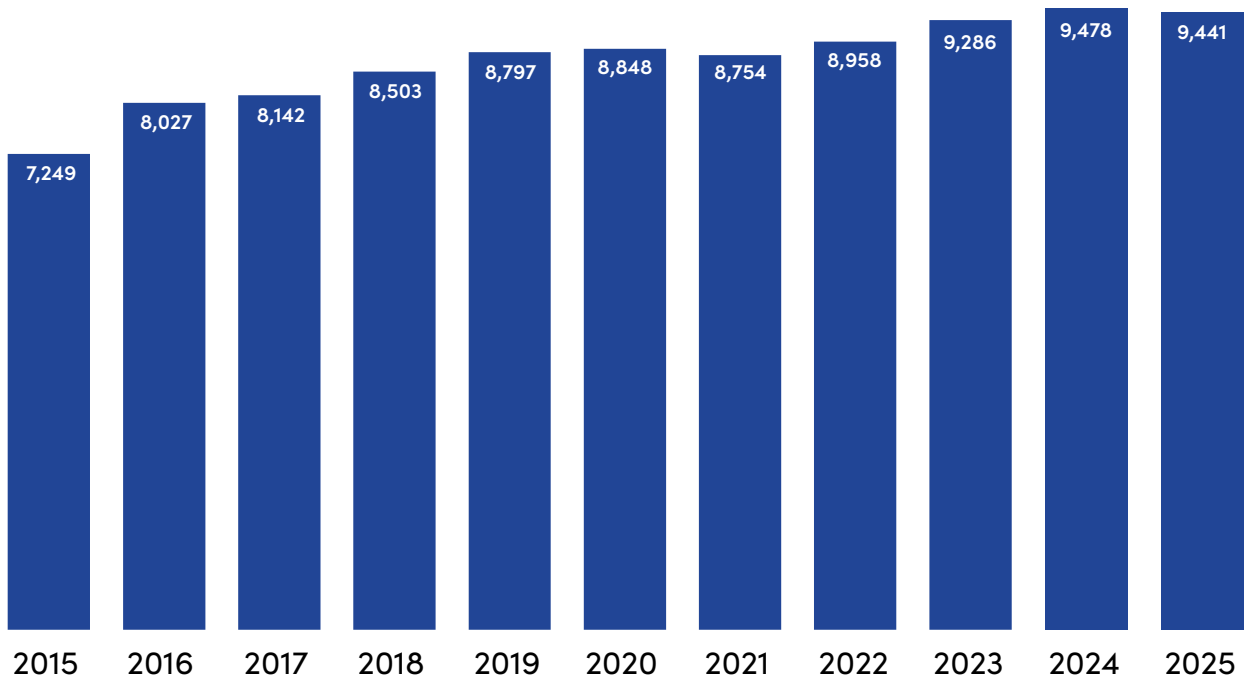


# Subscribers De Grote Rede

---

# 9,441

Number of subscribers since 1999 of which 8,488 subscribers receive the paper version and 953 subscribers receive the digital version.

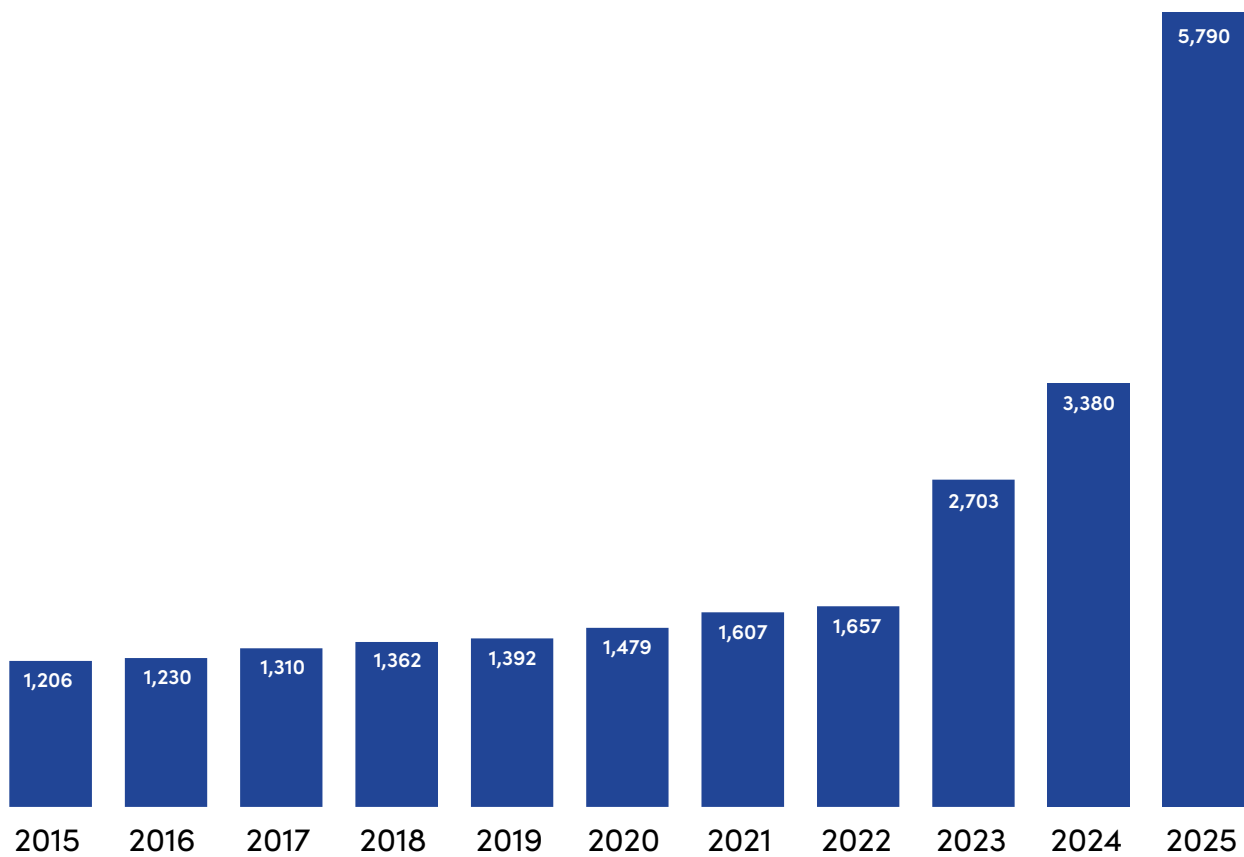


# Subscribers Testerep magazine

---

# 5,790


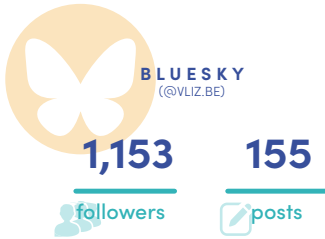
Number of monthly subscribers to Testerep magazine.\*



\* Since September 2020 'Testerep magazine' replaced the VLIZINE newsletter.

# Sociale media reach

---



# Library collection growth

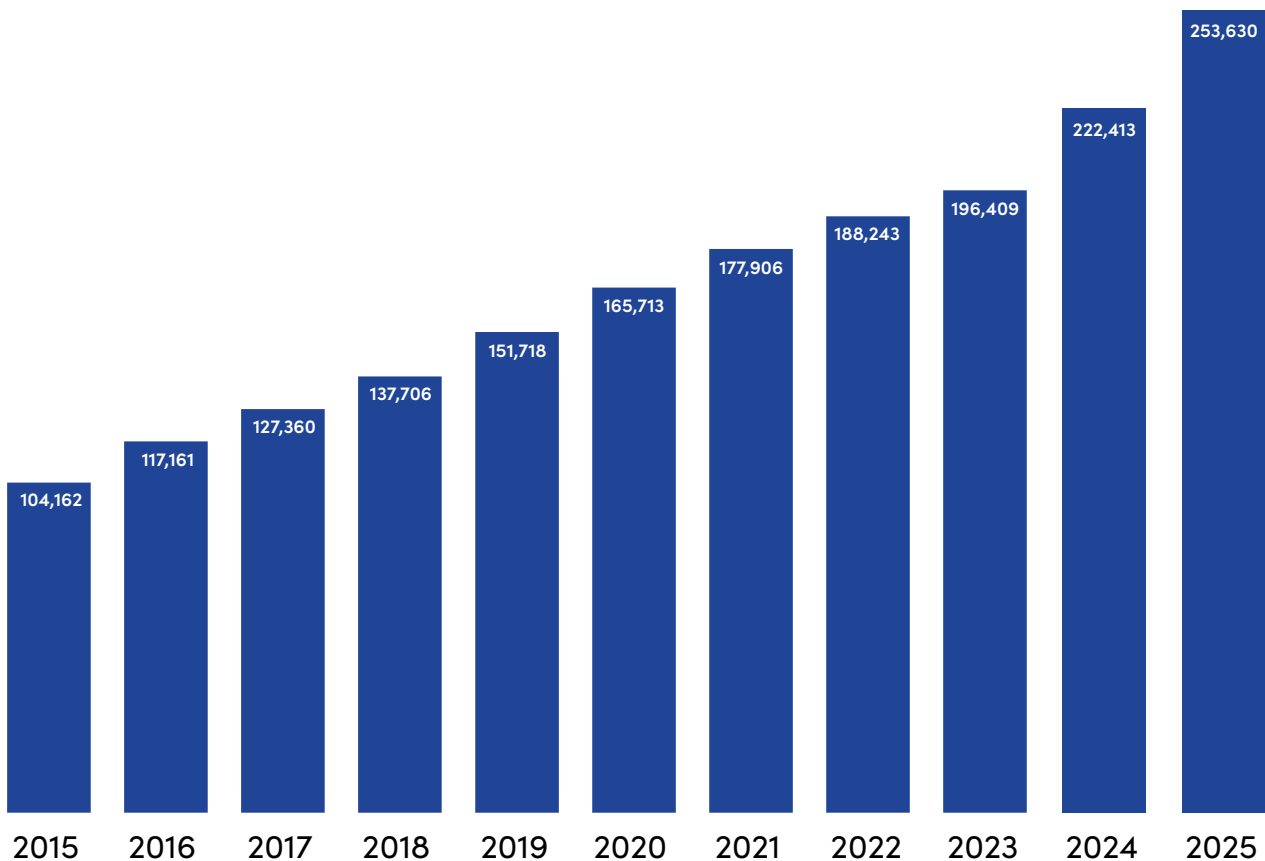
---

# 253,630



## Publications

Total number of publications in the library (paper or digital), i.e., the cumulative growth of the paper and digital collection. In 2025, the collection expanded by 31,217 new publications of which 99% were digital and 1% on paper.



# VLIZ-publications

---


**218** 

## Publications

with at least one author affiliated  
with VLIZ or for which VLIZ is the  
publisher.  
In 2024: 219

# Number of literature requests

---



**1,368**  
literature requests

In 2024: 1,795

**84%**   
delivered within one  
business day

In 2024: 85%

## Use MSO

---



**137**

### Calendar days per year

In which externals use the MSO for scientific or educational purposes.  
In 2024: 136

## Number of scientific projects using the Simon Stevin

---



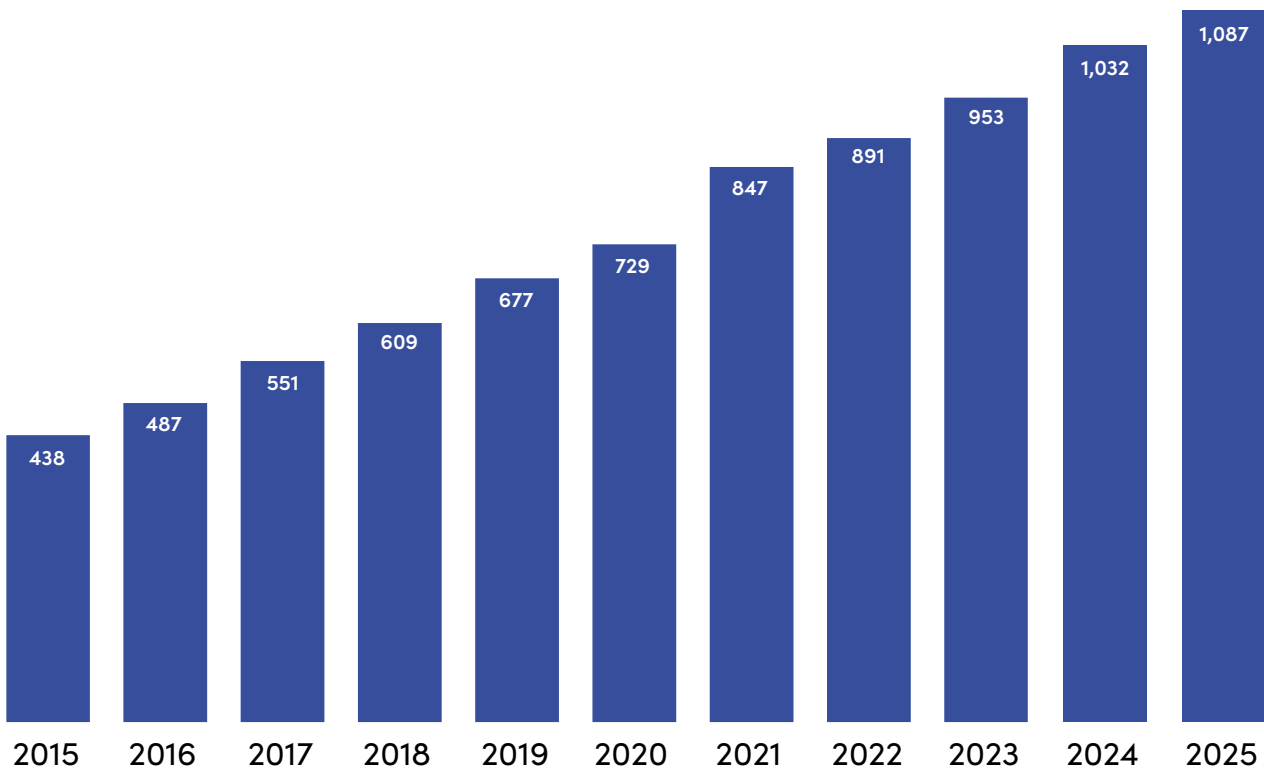
# Publications about VLIZ research facilities

---

# 1,087

## Publications in 2025

Publications referring to VLIZ equipment, such as the Simon Stevin, RV Zeeleeuw, or robotics.  
These figures are cumulative.



# Downloads

## 1,791,395

Total downloads

From the Open Marine Archive (OMA)

In 2024: 1,122,097; 2023: 853,308; 2022: 859,661; 2021: 1,329,655; 2020: 1,267,100; 2019: 884,540; 2018: 705,418; 2017: 794,376; 2016: 970,932; 2015: 510,018

## 3,763,742

Total number of Open Access titles

Downloaded from the library collection  
In 2024: 1,897,693

## 47,970

Unique titles downloaded

From the Open Marine Archive in 2024  
In 2024: 45,743

## 84,446

Unique Open Access titles

Downloaded from the library collection  
In 2024: 79,280

# 51,559,658

Number of data downloads since 2006

In 2025 the number of data downloads was 10,409,032.

In 2024: 11,657,712; 2023: 12,239,335; 2022: 4,531,881; 2021: 12,703,168; 2020: 10,054,281; 2019: 7,618,172; 2018: 5,755,508; 2017: 4,494,966; 2016: 3,220,042; 2015: 2,056,651

|                                  | 2015             | 2016             | 2017             | 2018             | 2019             | 2020             | 2021             | 2022             | 2023              | 2024              | 2025              |
|----------------------------------|------------------|------------------|------------------|------------------|------------------|------------------|------------------|------------------|-------------------|-------------------|-------------------|
| Meetnet                          | 262              | 230              | 220              | 73               | 43               | 40               | 24               | n/a              | n/a               | n/a               | n/a               |
| Vlaamse Banken                   |                  |                  |                  |                  |                  |                  |                  |                  |                   |                   |                   |
| Spuikom                          | 4,414            | 3,979            | 5,336            | 5,014            | 1,676            | 1,011            | 1,267            | 1,650            | 1,159             | 1,124             | 1,029             |
| IOC Sealevel monitoring facility | 1,052,948        | 1,145,428        | 1,248,812        | 1,237,284        | 1,839,158        | 2,222,396        | 2,642,936        | 4,467,244        | 12,159,042        | 11,578,106        | 10,266,910        |
| Marine Regions                   | 9,628            | 12,743           | 16,633           | 19,715           | 20,706           | 24,100           | 21,704           | 25,869           | 34,884            | 36,903            | 42,692            |
| WoRMS                            | 53               | 118              | 129              | 106              | 230              | 222              | 227              | 309              | 386               | 260               | 411               |
| EMODnet                          | 797              | 776              | 831              | 1,052            | 644              | 1,309            | 1,002            | 1,181            | n/a               | n/a               | n/a               |
| Schelde Monitor                  | 140              | 159              | 87               | 174              | 165              | 603              | 208              | 226              | 196               | n/a               | n/a               |
| MIDAS                            | n/a              | n/a              | 54,533           | 39,580           | 10,709           | 81,606           | 8,519            | 35,375           | 43,668            | 32,958            | 97,990            |
| <b>Total</b>                     | <b>1,068,242</b> | <b>1,163,433</b> | <b>1,326,581</b> | <b>1,302,998</b> | <b>1,873,331</b> | <b>2,331,287</b> | <b>2,675,887</b> | <b>4,531,881</b> | <b>12,239,335</b> | <b>11,657,712</b> | <b>10,409,032</b> |

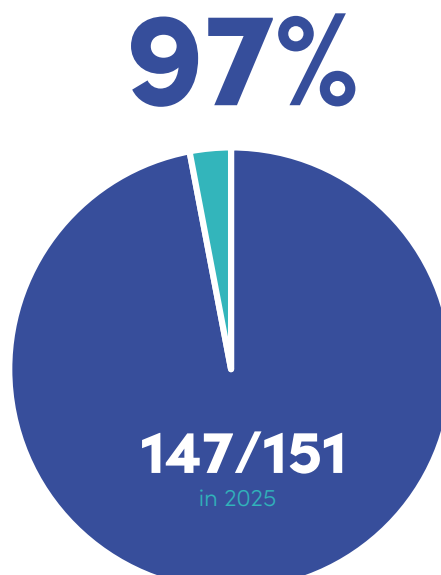
## Registered users VLIZ databases

---



## People with an ORCID ID


---



KPI FOSB: The proportion of persons with an ORCID ID in the following population:  
The total in FRIS registered researchers ever involved in a research project (in whole or in part) and financed with Flemish public funds and affiliated with a Flemish research institution at certain reference date in the year of measurement.

# New projects with a DMP

---



## New projects with a DMP

KPI FOSB: The number of projects for which an initial Data Management Plan (DMP) is available from newly started research projects (fully or partially) financed with Flemish public funds. (Until 2022 the funding sources are limited to BOF/IOF, FWO and VLAIO, from 2023 the KPI applies to all Flemish research funders)

# Data-analysis and training workshops organised

---



## Data analysis and training workshops organised by the VLIZ Marine Data Center

In 2024, there were 21 data-analysis and training workshops organised.

# Participation in consultation moments, consultation forums and organized events related to the Blue Economy and/ or marine policy

---



## Participations

in consultation moments, consultation forums and organized  
events related to the Blue Economy and/or marine policy.  
(in 2024: 66)

# Opinions that contribute to the scientific underpinnings of marine and/or Blue Economy policies

---



That contribute to the scientific underpinnings of marine and/or Blue Economy policies. (in 2024: 17)

## Data provided

---

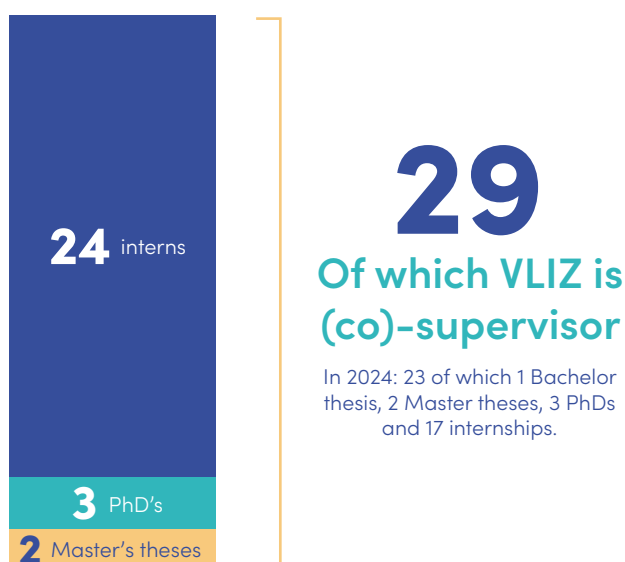
**646**  
(35 in 2025 alone)

Number of data requests

through [data@vliz.be](mailto:data@vliz.be)  
since 1999 (in 2024: 45)

## Bachelor and master theses, PhDs and internships

---



## Sailing days with international participation

---

# 24

Vessel days conducted in foreign waters and/or with the participation of international research groups

in 2024: 23